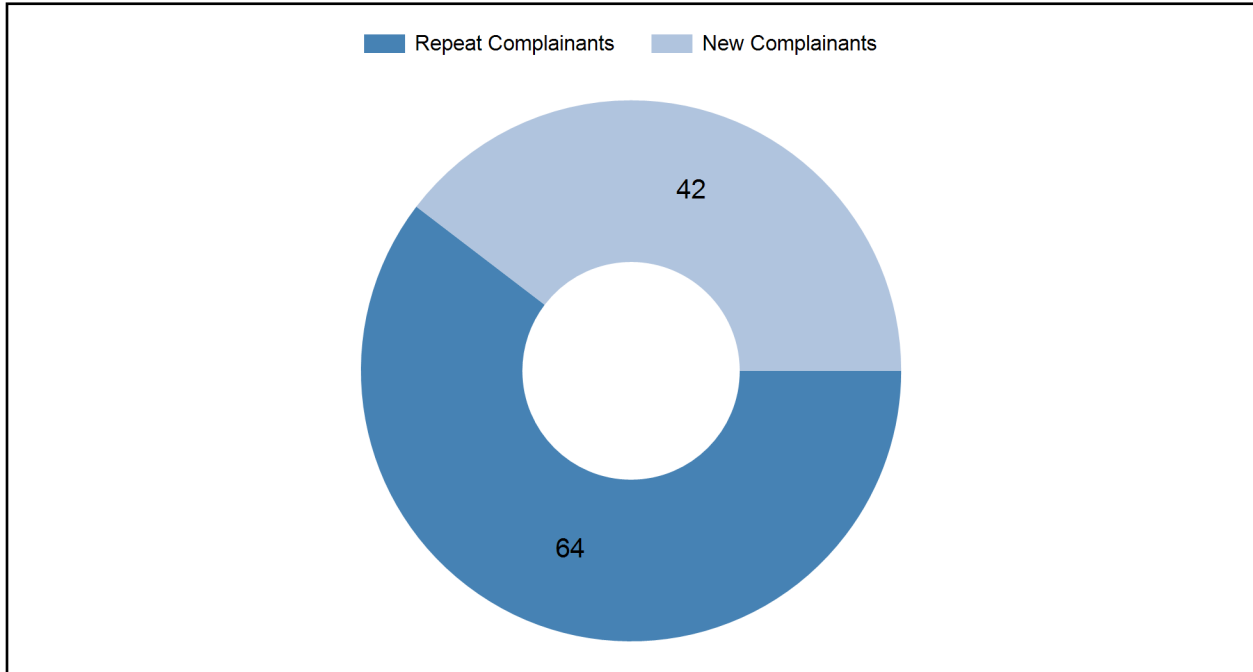


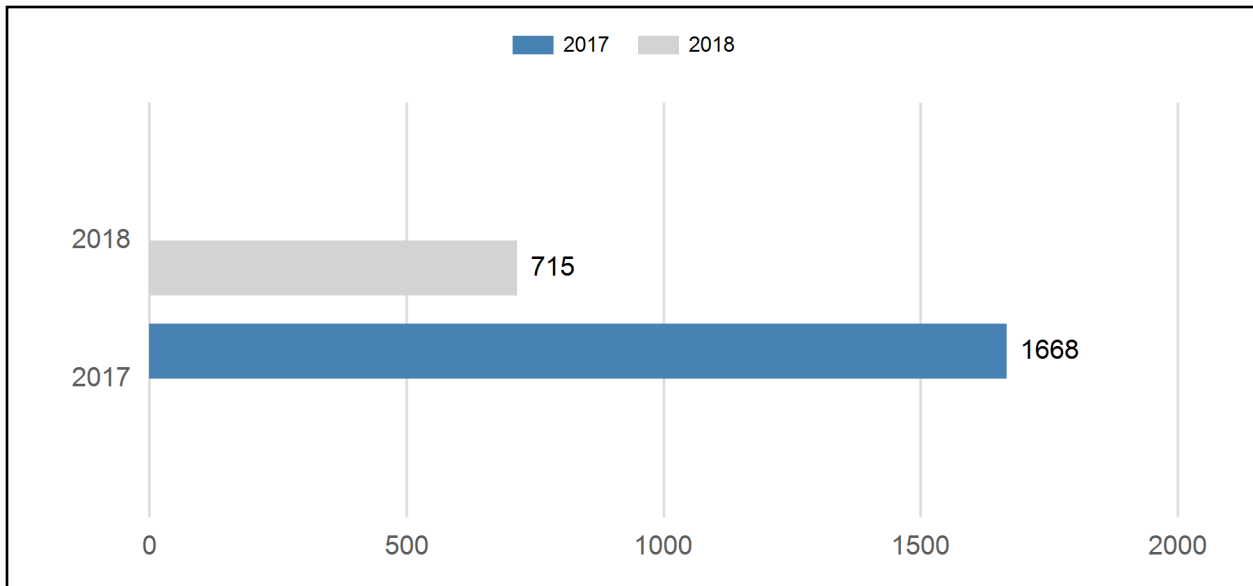
Total Complainant Summary



| Year-Quarter | Complainants (Repeat) | Complainants (New) | Total | Percent New |
|--------------|-----------------------|--------------------|-------|-------------|
| 2018 - Qtr 4 | 64 | 42 | 106 | 40% |

This table reflects the number of complainants for "local" complaints received this quarter.

4th Quarter Complaint Comparison



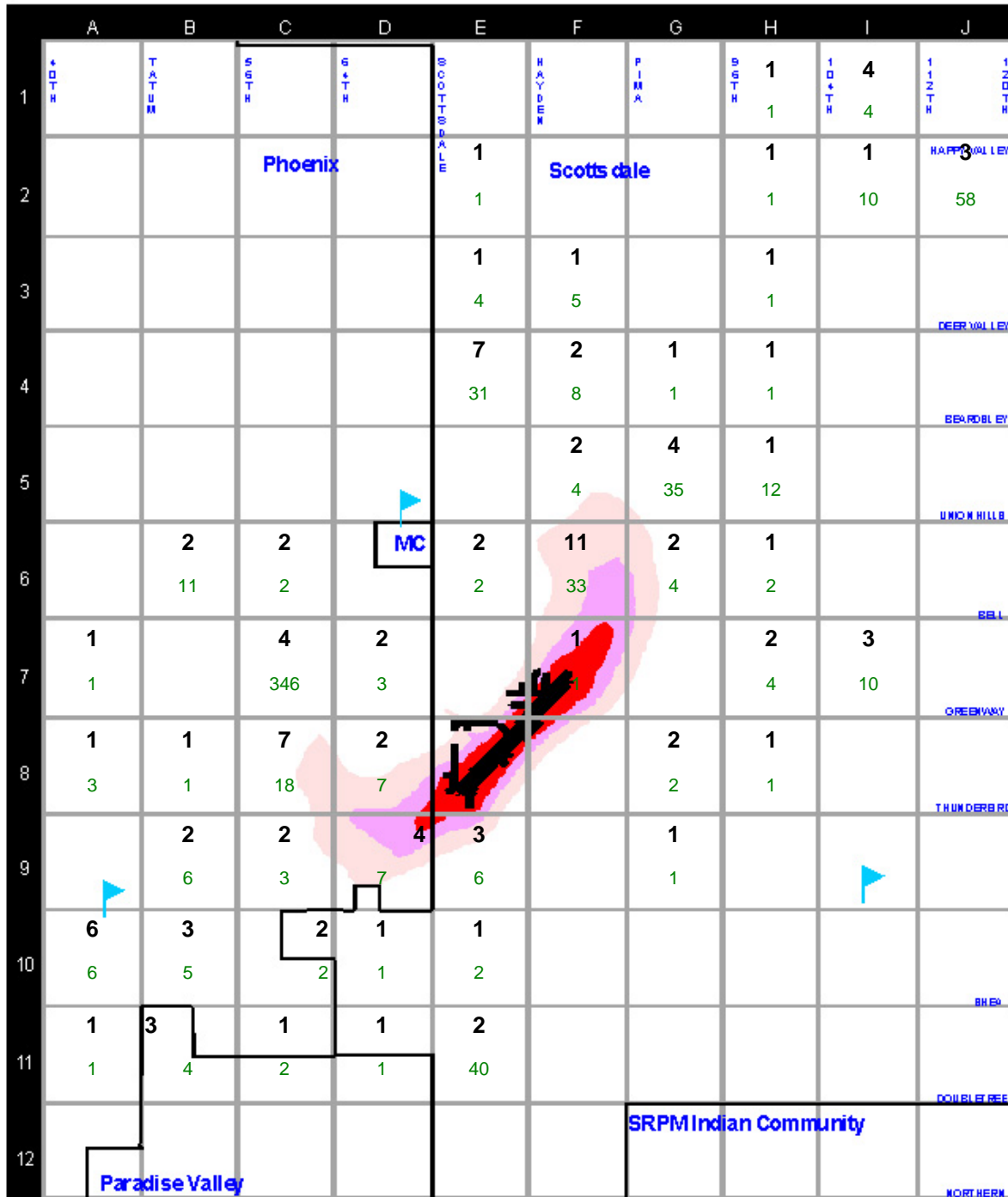
This table shows the total complaints received in the "local" area for this quarter along with a comparison of the same quarter the previous year.

Aircraft Noise Complaint Map

Complaints and complainants within the Airport Influence Area

October 1, 2018 through December 31, 2018

The map below represents the Scottsdale Airport Influence Area. Each grid block indicates the total number of complaints (green - on bottom) received per square mile for the summary period, and the number of complainants or people (black - on top) who filed them. Please refer to the map legend below for other map features.



GRIDS NOT SHOWN: UNKNOWN=2/1, BEYOND GRID=2/8

| LEGEND | |
|--------|-----------------|
| | 55 DNL Contour |
| | 60 DNL Contour |
| | 65 DNL Contour |
| | Reporting Point |
| | City Limits |

| Complainants | |
|--------------|------------|
| Grid Key: | |
| | Complaints |

Monthly Noise Complaint History

Through December 31, 2018

The following table lists monthly data on the number of complaints and complainants recorded within the "local" or Airport Influence Area (see grid on page two of this report).

| Year | Jan | Feb | Mar | Apr | May | Jun | Jul | Aug | Sep | Oct | Nov | Dec | Annual Total |
|-------------------|-------|-------|-------|-------|-----|-----|-------|-------|-------|-------|-------|-------|--------------|
| 1998 Complainants | 0 | 0 | 0 | 0 | 0 | 0 | 2 | 19 | 32 | 53 | 25 | 13 | 144 |
| 1998 Complaints | 0 | 0 | 0 | 0 | 0 | 0 | 4 | 24 | 49 | 71 | 38 | 16 | 202 |
| 1999 Complainants | 15 | 17 | 26 | 10 | 18 | 26 | 16 | 16 | 18 | 16 | 30 | 8 | 216 |
| 1999 Complaints | 27 | 23 | 33 | 15 | 22 | 33 | 25 | 26 | 23 | 21 | 48 | 14 | 310 |
| 2000 Complainants | 24 | 32 | 39 | 25 | 11 | 16 | 6 | 13 | 14 | 79 | 23 | 14 | 296 |
| 2000 Complaints | 35 | 62 | 60 | 32 | 15 | 30 | 6 | 25 | 25 | 97 | 35 | 21 | 443 |
| 2001 Complainants | 36 | 35 | 35 | 24 | 15 | 6 | 17 | 14 | 12 | 18 | 50 | 21 | 283 |
| 2001 Complaints | 42 | 48 | 56 | 32 | 36 | 12 | 29 | 17 | 19 | 30 | 70 | 24 | 415 |
| 2002 Complainants | 16 | 25 | 29 | 51 | 26 | 36 | 46 | 48 | 41 | 72 | 64 | 60 | 514 |
| 2002 Complaints | 22 | 44 | 58 | 113 | 89 | 137 | 110 | 477 | 955 | 569 | 393 | 242 | 3,209 |
| 2003 Complainants | 104 | 57 | 49 | 31 | 47 | 19 | 46 | 25 | 73 | 64 | 97 | 46 | 658 |
| 2003 Complaints | 417 | 310 | 319 | 179 | 170 | 132 | 216 | 226 | 378 | 338 | 408 | 231 | 3,324 |
| 2004 Complainants | 66 | 76 | 89 | 58 | 28 | 32 | 33 | 32 | 26 | 52 | 69 | 31 | 592 |
| 2004 Complaints | 810 | 1,105 | 953 | 1,145 | 515 | 384 | 477 | 670 | 622 | 1,142 | 1,423 | 821 | 10,067 |
| 2005 Complainants | 33 | 59 | 44 | 26 | 25 | 14 | 42 | 19 | 17 | 46 | 33 | 14 | 372 |
| 2005 Complaints | 1,083 | 1,016 | 853 | 709 | 721 | 664 | 1,232 | 1,270 | 1,269 | 2,437 | 2,195 | 2,140 | 15,589 |
| 2006 Complainants | 18 | 18 | 42 | 29 | 19 | 23 | 19 | 20 | 24 | 33 | 30 | 22 | 297 |
| 2006 Complaints | 3,101 | 2,932 | 2,117 | 840 | 478 | 353 | 333 | 474 | 502 | 619 | 551 | 470 | 12,770 |
| 2007 Complainants | 19 | 26 | 23 | 39 | 15 | 9 | 11 | 21 | 16 | 28 | 89 | 24 | 320 |
| 2007 Complaints | 537 | 535 | 405 | 534 | 457 | 169 | 502 | 533 | 599 | 602 | 556 | 541 | 5,970 |
| 2008 Complainants | 23 | 70 | 70 | 14 | 20 | 8 | 7 | 8 | 8 | 18 | 23 | 16 | 285 |
| 2008 Complaints | 476 | 609 | 452 | 31 | 26 | 16 | 11 | 29 | 15 | 55 | 54 | 34 | 1,808 |
| 2009 Complainants | 11 | 14 | 25 | 10 | 7 | 10 | 13 | 12 | 14 | 29 | 20 | 13 | 178 |
| 2009 Complaints | 85 | 72 | 39 | 15 | 23 | 28 | 117 | 38 | 53 | 158 | 85 | 45 | 758 |
| 2010 Complainants | 13 | 22 | 19 | 25 | 15 | 7 | 6 | 7 | 10 | 18 | 24 | 22 | 188 |
| 2010 Complaints | 63 | 136 | 191 | 125 | 57 | 27 | 19 | 35 | 35 | 77 | 94 | 145 | 1,004 |
| 2011 Complainants | 16 | 16 | 15 | 15 | 9 | 7 | 12 | 9 | 11 | 16 | 39 | 10 | 175 |
| 2011 Complaints | 141 | 190 | 140 | 34 | 24 | 32 | 55 | 53 | 79 | 87 | 77 | 36 | 948 |
| 2012 Complainants | 10 | 14 | 14 | 13 | 9 | 20 | 4 | 7 | 7 | 17 | 27 | 17 | 159 |
| 2012 Complaints | 65 | 63 | 39 | 35 | 24 | 26 | 7 | 13 | 31 | 62 | 63 | 40 | 468 |
| 2013 Complainants | 34 | 21 | 21 | 15 | 8 | 13 | 9 | 10 | 17 | 10 | 34 | 18 | 210 |
| 2013 Complaints | 80 | 78 | 67 | 63 | 100 | 127 | 100 | 148 | 164 | 168 | 186 | 147 | 1,428 |
| 2014 Complainants | 16 | 45 | 23 | 13 | 14 | 11 | 12 | 14 | 6 | 26 | 37 | 23 | 240 |
| 2014 Complaints | 173 | 247 | 171 | 144 | 114 | 110 | 123 | 86 | 99 | 165 | 219 | 127 | 1,778 |
| 2015 Complainants | 37 | 69 | 78 | 35 | 33 | 21 | 19 | 21 | 21 | 33 | 39 | 15 | 421 |
| 2015 Complaints | 262 | 239 | 287 | 162 | 199 | 130 | 124 | 117 | 171 | 351 | 306 | 150 | 2,498 |
| 2016 Complainants | 35 | 40 | 25 | 30 | 22 | 18 | 18 | 28 | 21 | 45 | 55 | 48 | 385 |
| 2016 Complaints | 272 | 255 | 275 | 327 | 288 | 165 | 139 | 780 | 467 | 723 | 2,139 | 657 | 6,487 |
| 2017 Complainants | 64 | 77 | 37 | 49 | 34 | 18 | 26 | 18 | 21 | 34 | 43 | 22 | 443 |
| 2017 Complaints | 869 | 989 | 1,150 | 780 | 543 | 303 | 300 | 312 | 297 | 587 | 766 | 315 | 7,211 |
| 2018 Complainants | 32 | 32 | 43 | 37 | 33 | 25 | 22 | 27 | 24 | 47 | 49 | 56 | 427 |
| 2018 Complaints | 590 | 550 | 746 | 622 | 387 | 189 | 178 | 209 | 134 | 243 | 196 | 276 | 4,320 |