

SCOTTSDALE POLICE DEPARTMENT CRIME LABORATORY BLOOD ALCOHOL/FACE SHEET

ANALYSIS DATE 08/02/2016 SEQUENCE NAME 02Aug16

EQUIPMENT

Pipettor Hamilton ML600EH7497 Hamilton MD91JF5016
 Gas Chromatograph Agilent US14173023 Perkin Elmer 650N9042002

INSTRUMENT CALIBRATION

Vial 1 0.02 calibrator Lot FN08101401 Coefficient of determination (r^2)
 Vial 2 0.10 calibrator Lot FN06181501 0.99998
 Vial 3 0.20 calibrator Lot FN07201502
 Vial 4 0.40 calibrator Lot FN11191402

CALIBRATION VERIFICATION AND RESOLUTION TEST

Vial	Sample	Expected result	Measured result	Manufacturer/lot
5	blank	Not detected	Not detected	SPD lab 110215
6	volatiles mixture	6 Compounds	6 Compounds	SPD lab 030916ASL
7	aqueous control	0.400 g/dL	0.398g/dL	Lipomed 05012012-C
8	aqueous control	0.040 g/dL	0.040g/dL	Lipomed 30112011-B
9	blood control	0.200 g/dL	0.202g/dL	ACQ 402101060/6
20	aqueous control	0.080 g/dL	0.081g/dL	Lipomed 14112011-A
31	aqueous control	0.150 g/dL	0.150g/dL	Lipomed 11012012-C
42	blood control	0.200 g/dL	0.203g/dL	ACQ 402101060/6
53	aqueous control	0.080 g/dL	0.080g/dL	Lipomed 14112011-A
64	aqueous control	0.150 g/dL	0.152g/dL	Lipomed 11012012-C
67	aqueous control	0.400 g/dL	0.402g/dL	Lipomed 05012012-C
68	aqueous control	0.040 g/dL	0.040g/dL	Lipomed 30112011-B
69	blood control	0.200 g/dL	0.206g/dL	ACQ 402101060/6
70	blank	Not detected	Not detected	SPD lab 110215

SUBJECT SAMPLES

Subjects in the sequence 26 Subjects requiring reanalysis 0

ADDITIONAL NOTES: All testing proceeded as expected.

Run valid
Run invalid

Abudongon
Analyst

Run valid
Run invalid

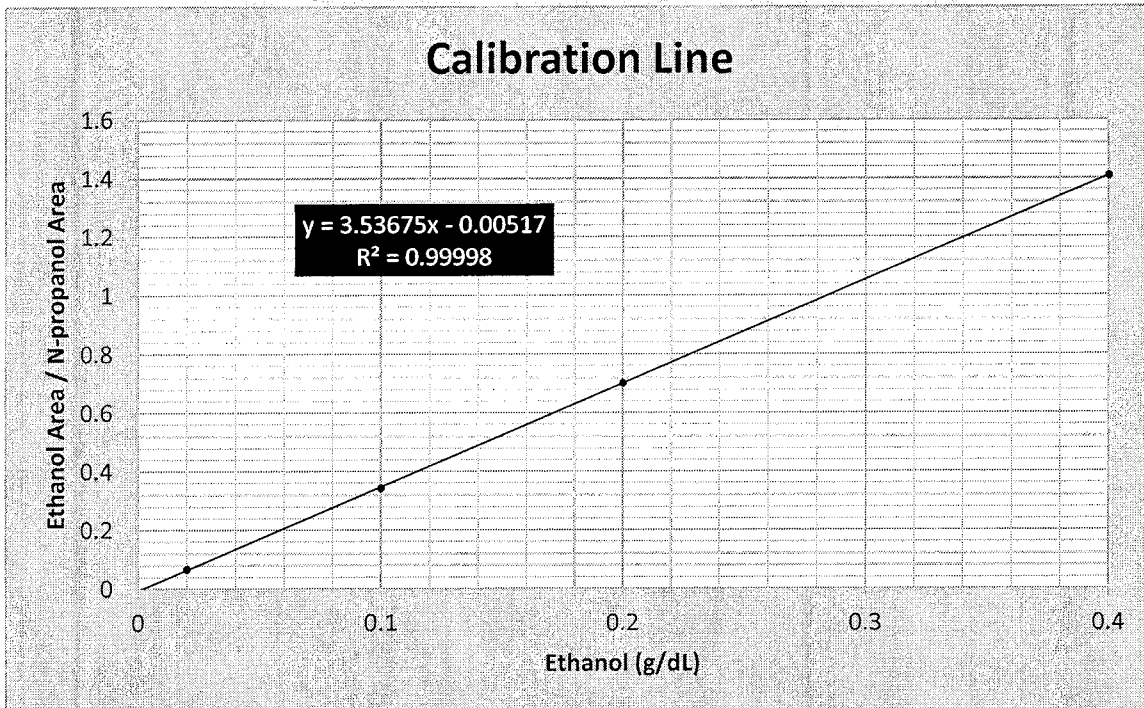
KOSECKI 8/3/16
Technical Reviewer

SCOTTSDALE POLICE DEPARTMENT CRIME LABORATORY
SEQUENCE QUALITY ASSURANCE SUMMARY

SEQUENCE NAME: 02Aug16

Control	Vial	Expected Value (g/dL)	Measured Value (g/dL)	Percent Difference	Absolute Difference (g/dl)
1	5	negative	negative	-	-
2	7	0.400	0.398	0.50	-0.002
3	8	0.040	0.040	0.00	0.000
4	9	0.200	0.202	1.00	0.002
5	20	0.080	0.081	1.25	0.001
6	31	0.150	0.150	0.00	0.000
7	42	0.200	0.203	1.50	0.003
8	53	0.080	0.080	0.00	0.000
9	64	0.150	0.152	1.33	0.002
10	67	0.400	0.402	0.50	0.002
11	68	0.040	0.040	0.00	0.000
12	69	0.200	0.206	3.00	0.006
13	70	negative	negative	-	-

Calibrator	Ethanol Area	N-propanol Area	Ratio
0.020	10.498	153.476	0.068
0.100	52.816	153.275	0.345
0.200	107.472	152.951	0.703
0.400	216.688	153.666	1.410



Scottsdale Police Department Crime Lab Volatiles Analysis

Dissemination is restricted to Criminal Justice Agencies and authorized Non-C.J. Agencies ONLY. Secondary dissemination to unauthorized agencies is PROHIBITED. Scottsdale City Prosecutor

Sample: 0.02 Cerilliant FN08101401	Item number:
Injection date: 8/2/2016 7:01:00 PM	Vial: 1
Method: ethanol quant.M	Sequence: 02Aug16
Instrument: US14173023 CN14160045	Analyst: Langan
Data file: C:\Chem32\1\Data\02Aug16\1.D	

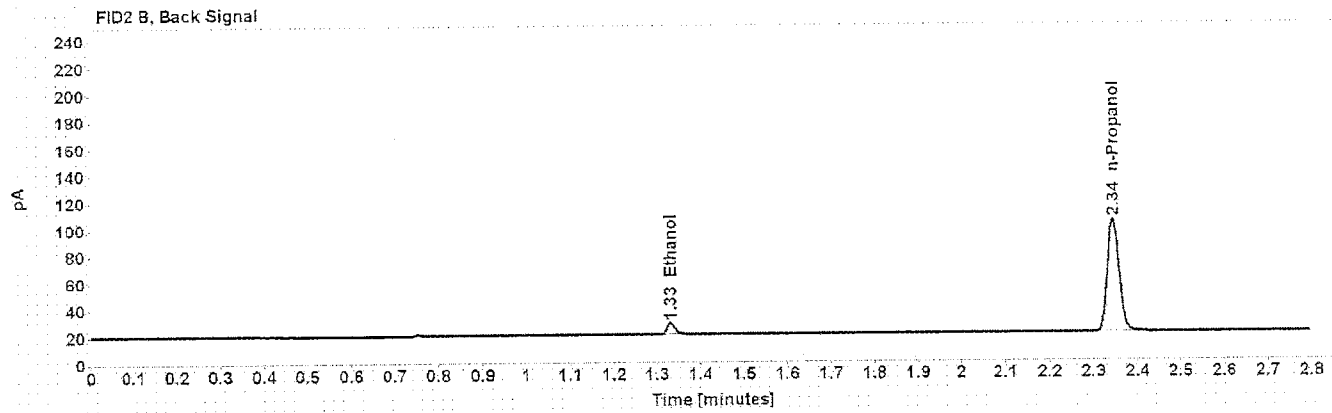
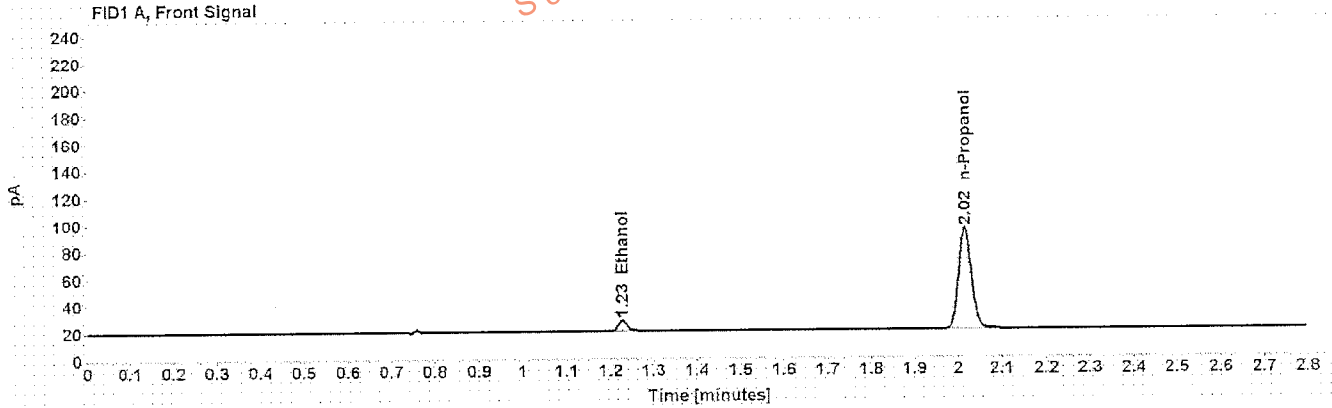


Table 1: FID 1 A (column DB-ALC1)

Compound	Time (min)	Peak Area
Ethanol	1.228	10.498
n-Propanol	2.016	153.476

Table 2: FID 2 B (column DB-ALC2)

Compound	Time (min)	Peak Area
Ethanol	1.331	10.539
n-Propanol	2.345	156.611

Scottsdale Police Department Crime Lab Volatiles Analysis

Sample: 0.10 Cerilliant FN06181501 Injection date: 8/2/2016 7:04:59 PM Method: ethanol quant.M Instrument: US14173023 CN14160045 Data file: C:\Chem32\1\Data\02Aug16\2.D	Item number: Vial: 2 Sequence: 02Aug16 Analyst: Langan <i>SL</i>
---	---

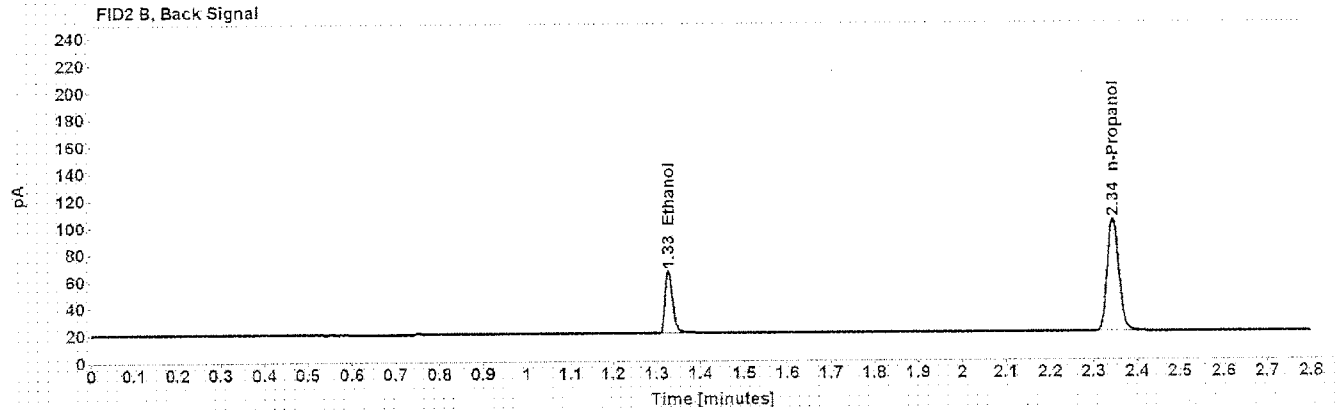
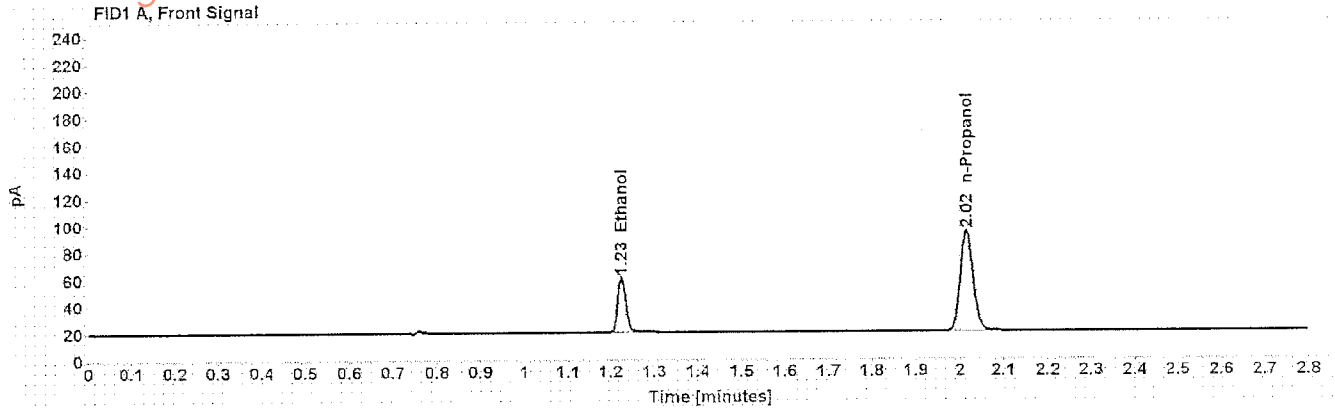


Table 1: FID 1 A (column DB-ALC1)

Compound	Time (min)	Peak Area
Ethanol	1.226	52.816
n-Propanol	2.016	153.275

Table 2: FID 2 B (column DB-ALC2)

Compound	Time (min)	Peak Area
Ethanol	1.327	53.705
n-Propanol	2.344	156.084

Scottsdale Police Department Crime Lab Volatiles Analysis

Sample: 0.20 Cerilliant FN07201502
Injection date: 8/2/2016 7:09:01 PM
Method: ethanol quant.M
Instrument: US14173023 CN14160045
Data file: C:\Chem32\11\Data\02Aug16\3.D

Item number: 3
Vial: 3
Sequence: 02Aug16
Analyst: Langan *ML*

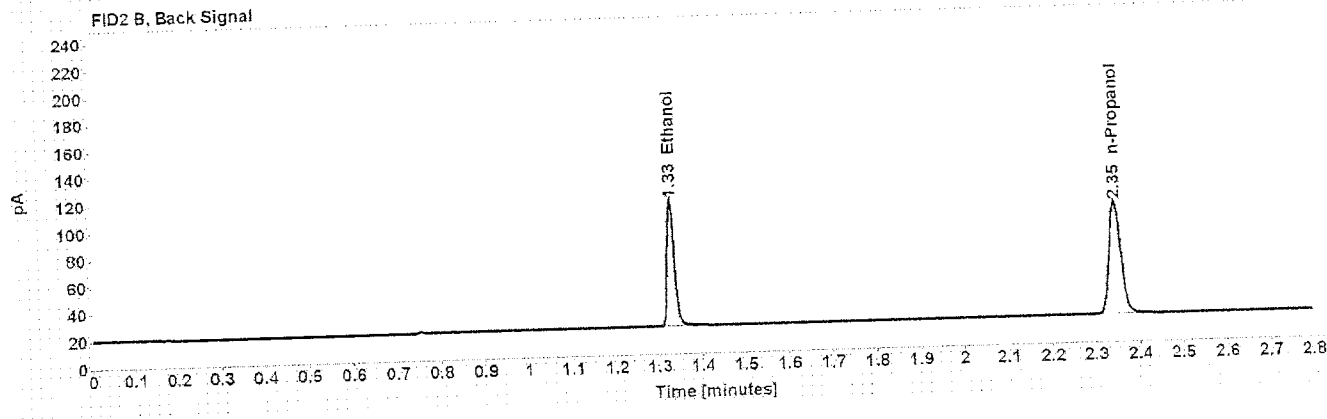
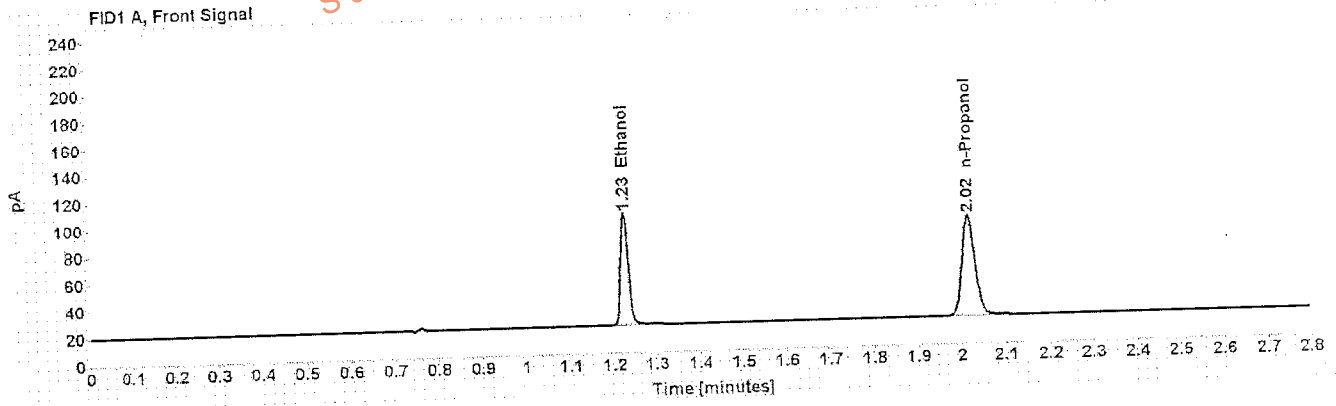


Table 1: FID 1 A (column DB-ALC1)

Compound	Time (min)	Peak Area
Ethanol	1.226	107.472
n-Propanol	2.017	152.951

Table 2: FID 2 B (column DB-ALC2)

Compound	Time (min)	Peak Area
Ethanol	1.328	109.236
n-Propanol	2.345	155.681

Scottsdale Police Department Crime Lab Volatiles Analysis

Sample: 0.40 Cerilliant FN11191402	Item number:
Injection date: 8/2/2016 7:12:59 PM	Vial: 4
Method: ethanol quant.M	Sequence: 02Aug16
Instrument: US14173023 CN14160045	Analyst: Langan <i>AL</i>
Data file: C:\Chem3211\Data\02Aug16\4.D	

Dissemination is restricted to Criminal Justice Agencies and authorized Non-C.J. Agencies ONLY. Secondary dissemination to unauthorized agencies is PROHIBITED. Scottsdale City Prosecutor

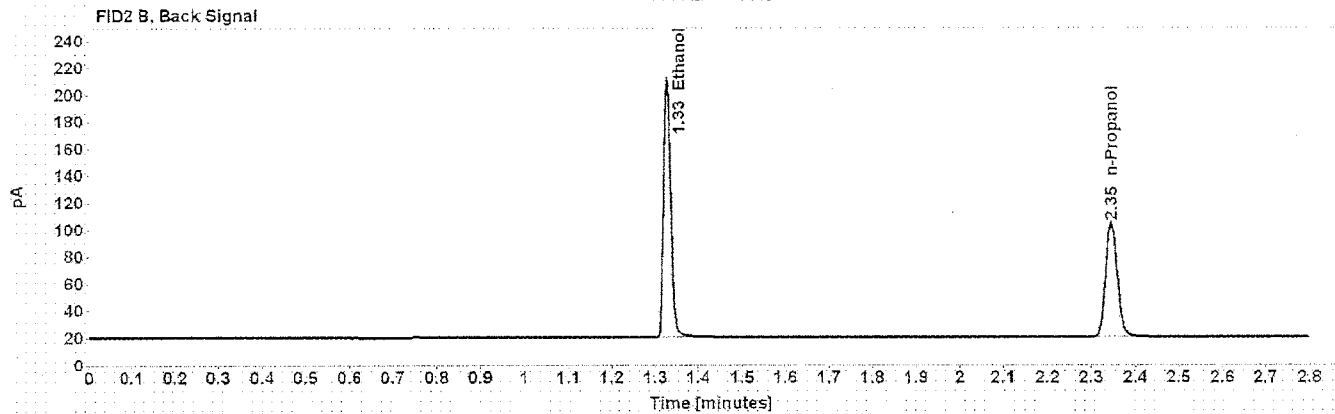
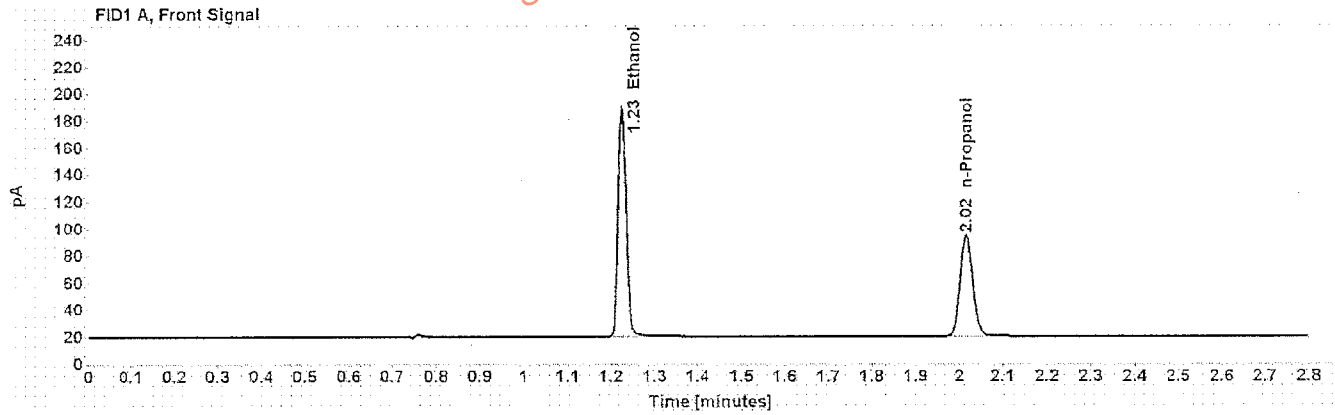


Table 1: FID 1 A (column DB-ALC1)

Compound	Time (min)	Peak Area
Ethanol	1.225	216.688
n-Propanol	2.017	153.666

Table 2: FID 2 B (column DB-ALC2)

Compound	Time (min)	Peak Area
Ethanol	1.327	221.690
n-Propanol	2.345	156.549

Scottsdale Police Department Crime Lab Volatiles Analysis

Sample: blank 110216	Item number:
Injection date: 8/2/2016 7:17:00 PM	Vial: 5
Method: ethanol quant.M	Sequence: 02Aug16
Instrument: US14173023 CN14160045	Analyst: Langan <i>ML</i>
Data file: C:\Chem3211\Data\02Aug16\5.D	

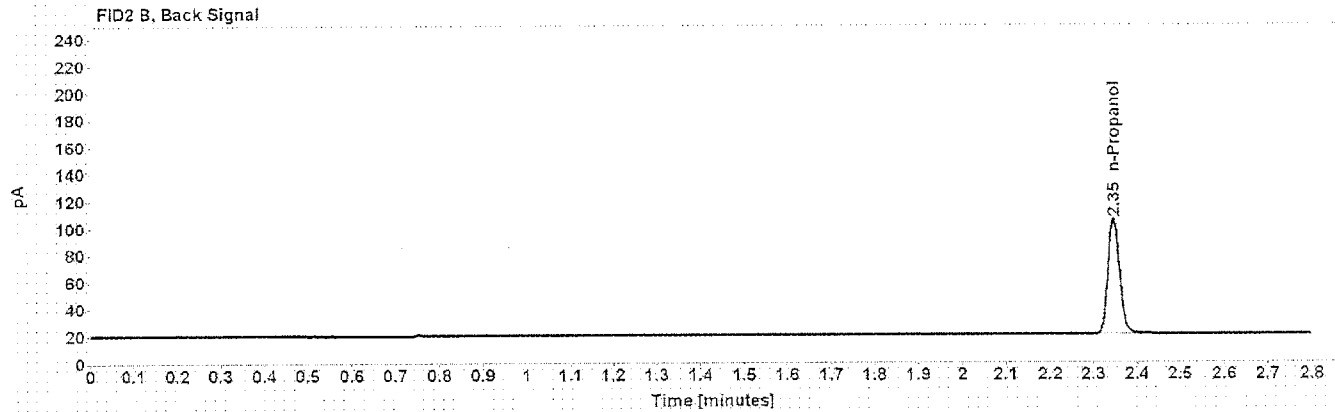
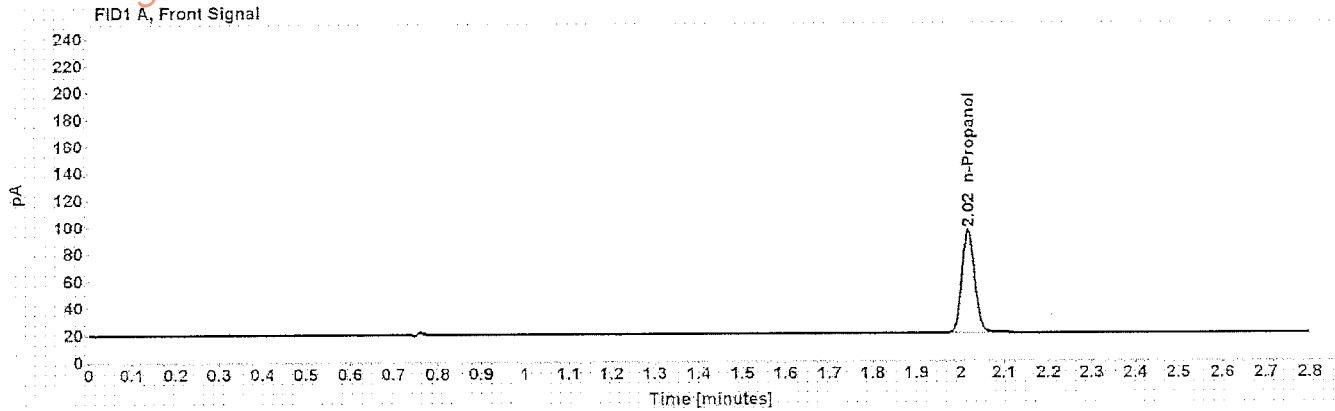


Table 1: FID 1 A (column DB-ALC1)

Compound	Amount (g/100mL)	Time (min)	Peak Area
n-Propanol	-----	2.017	156.009

Table 2: FID 2 B (column DB-ALC2)

Compound	Time (min)	Peak Area
n-Propanol	2.346	158.924

Scottsdale Police Department Crime Lab Volatiles Analysis

Sample: volatiles mix 030916 ASL	Item number:
Injection date: 8/2/2016 7:21:02 PM	Vial: 6
Method: ethanol quant.M	Sequence: 02Aug16
Instrument: US14173023-CN14160045	Analyst: Langan <i>AL</i>
Data file: C:\Chem32\11\Data\02Aug16\6.D	

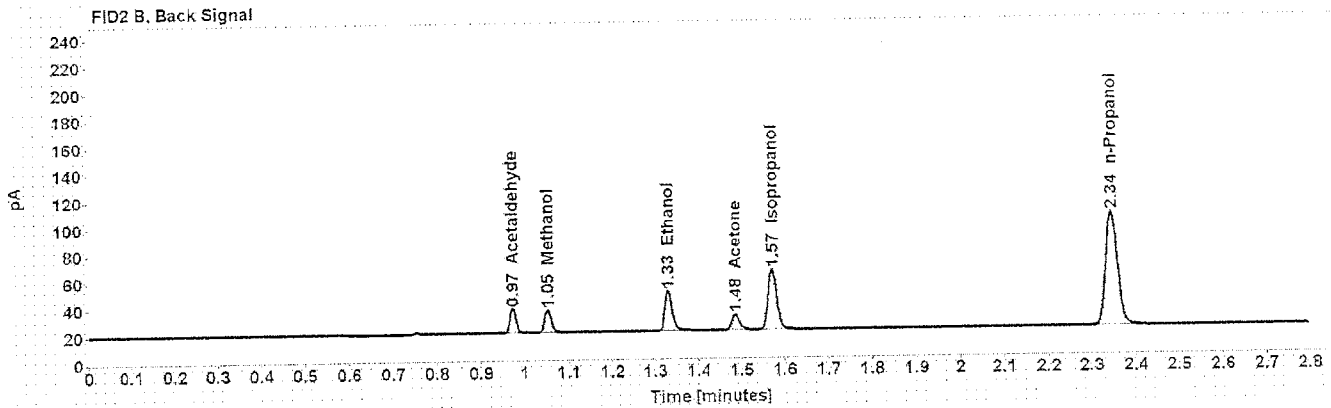
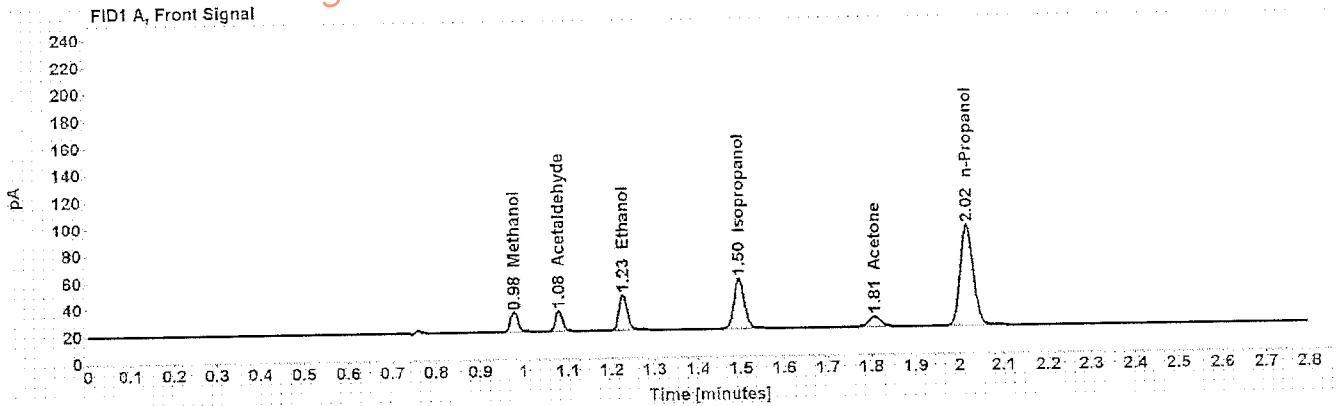


Table 1: FID 1 A (column DB-ALC1)

Compound	Amount (g/100mL)	Time (min)	Peak Area
Methanol	-----	0.978	16.984
Acetaldehyde	-----	1.079	16.656
>Ethanol	0.0644	1.227	34.222
Isopropanol	-----	1.496	61.879
Acetone	-----	1.807	14.150
n-Propanol	-----	2.016	153.779

Table 2: FID 2 B (column DB-ALC2)

Compound	Time (min)	Peak Area
Acetaldehyde	0.973	17.177
Methanol	1.052	16.939
Ethanol	1.329	34.743
Acetone	1.485	14.280
Isopropanol	1.571	62.948
n-Propanol	2.345	156.633

Scottsdale Police Department Crime Lab Volatiles Analysis

Sample: 0.40 Lipomed 05012012-C	Item number:
Injection date: 8/2/2016 7:25:17 PM	Vial: 7
Method: ethanol quant.M	Sequence: 02Aug16
Instrument: US14173023 CN14160048	Analyst: Langan <i>ML</i>
Data file: C:\Chem32\1\Data\02Aug16\7.D	

Dissemination is restricted to Criminal Justice Agencies and authorized Non-C.J. Agencies ONLY. Secondary dissemination to unauthorized agencies is PROHIBITED.
Scottsdale City Prosecutor

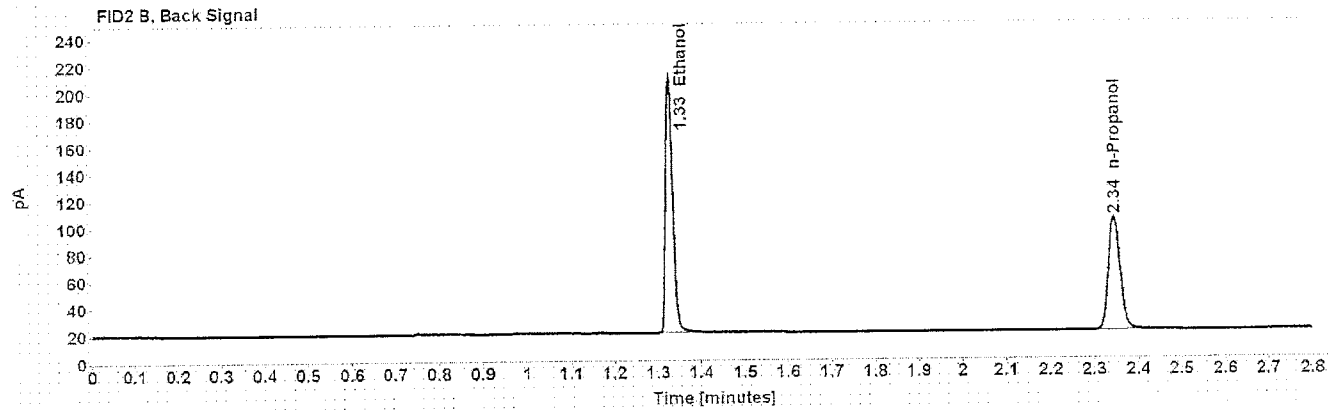
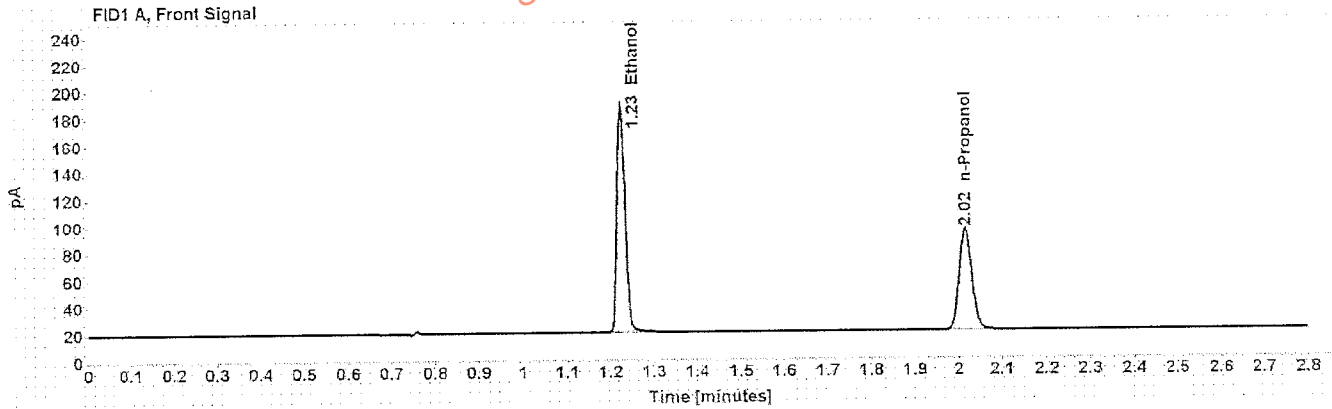


Table 1: FID 1 A (column DB-ALC1)

Compound	Amount (g/100mL)	Time (min)	Peak Area
>Ethanol	0.3980	1.225	215.664
n-Propanol	-----	2.016	153.765

Table 2: FID 2 B (column DB-ALC2)

Compound	Time (min)	Peak Area
Ethanol	1.327	220.455
n-Propanol	2.345	156.262

Scottsdale Police Department Crime Lab Volatiles Analysis

Sample: 0.04 Lipomed 30112011-B	Item number:
Injection date: 8/2/2016 7:29:15 PM	Vial: 8
Method: ethanol quant.M	Sequence: 02Aug16
Instrument: US14173023 CN14160045	Analyst: Langan <i>pl</i>
Data file: C:\Chem3211\Data\02Aug16\8.D	

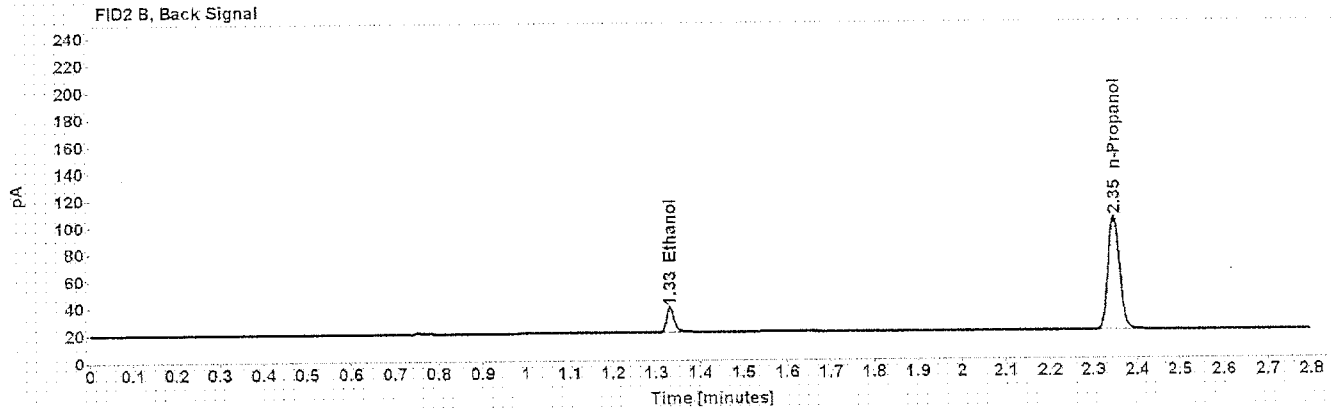
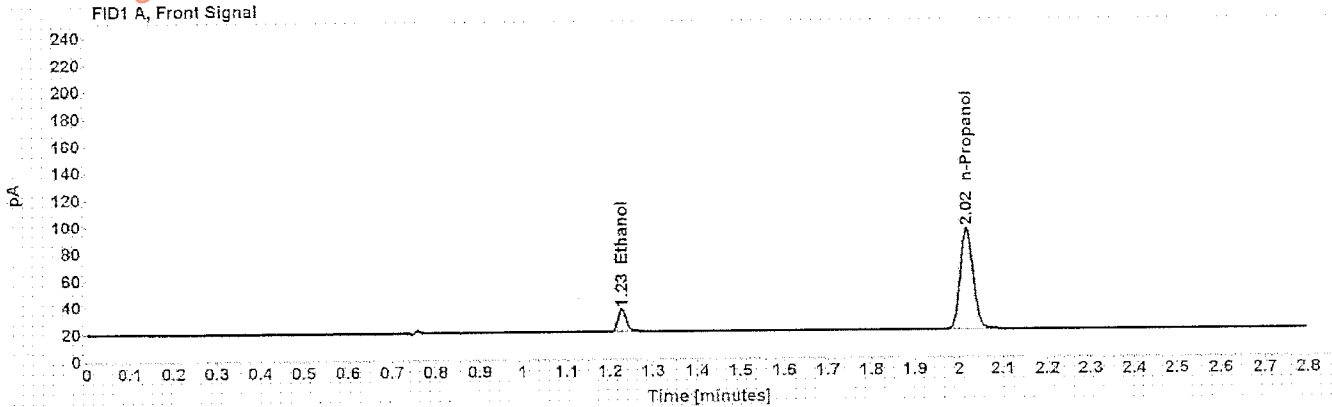


Table 1: FID 1 A (column DB-ALC1)

Compound	Amount (g/100mL)	Time (min)	Peak Area
>Ethanol	0.0404	1.228	21.210
n-Propanol	-----	2.017	154.092

Table 2: FID 2 B (column DB-ALC2)

Compound	Time (min)	Peak Area
Ethanol	1.331	21.425
n-Propanol	2.346	157.014

Scottsdale Police Department Crime Lab Volatiles Analysis

Sample: 0.20 ACQ 402101060/6	Item number:
Injection date: 8/2/2016 7:33:15 PM	Vial: 9
Method: ethanol quant.M	Sequence: 02Aug16
Instrument: US14173023-CN14160045	Analyst: Langan <i>RL</i>
Data file: C:\Chem32\1\10Data\02Aug16\9.D	

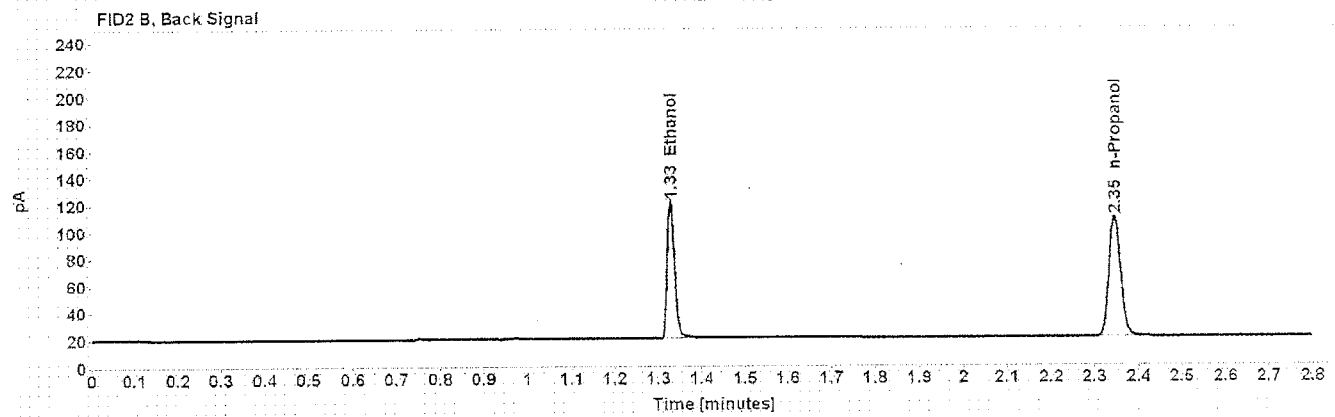
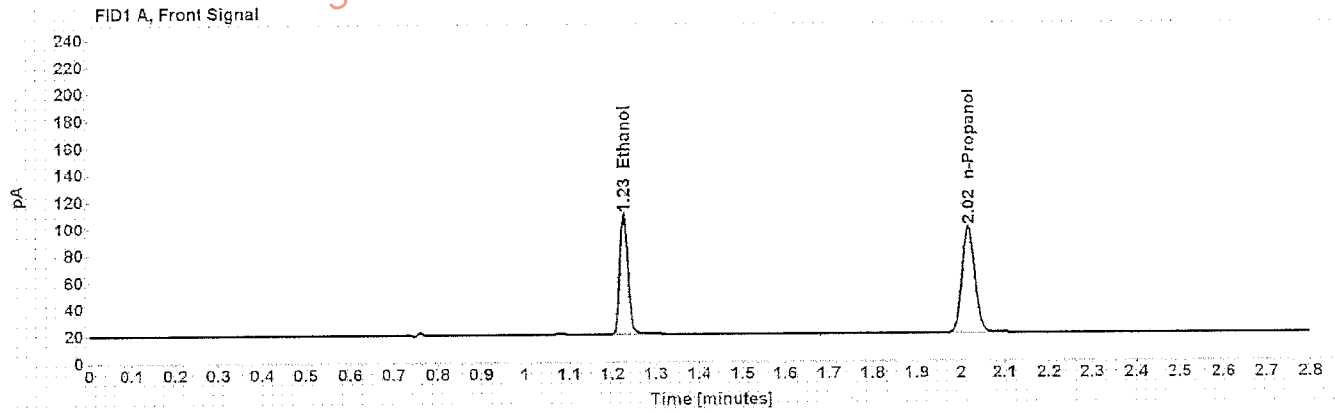


Table 1: FID 1 A (column DB-ALC1)

Compound	Amount (g/100mL)	Time (min)	Peak Area
>Ethanol	0.2023	1.226	115.226
n-Propanol	-----	2.017	162.206

Table 2: FID 2 B (column DB-ALC2)

Compound	Time (min)	Peak Area
Ethanol	1.328	117.225
n-Propanol	2.346	165.623

Scottsdale Police Department Crime Lab Volatiles Analysis

Sample: 0.080 Lipomed 14112011-A	Item number:
Injection date: 8/2/2016 8:17:45 PM	Vial: 20
Method: ethanol quant.M	Sequence: 02Aug16
Instrument: US14173023 CN14160045	Analyst: Langan <i>ML</i>
Data file: C:\Chem32\1\Data\02Aug16\20.D	

Dissemination is restricted to Criminal Justice Agencies and authorized Non-C.J. Agencies ONLY. Secondary dissemination to unauthorized agencies is PROHIBITED.
Scottsdale City Prosecutor

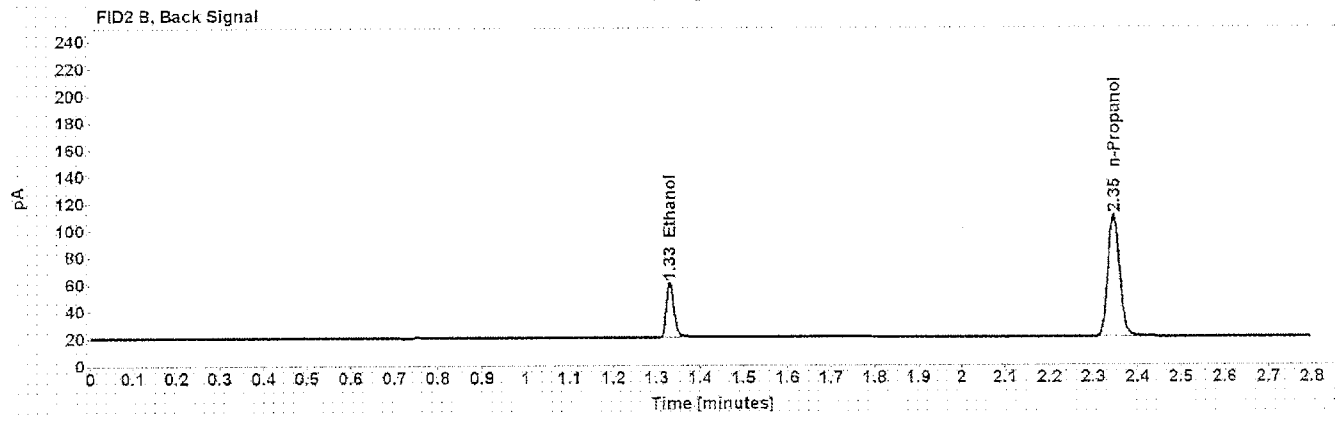
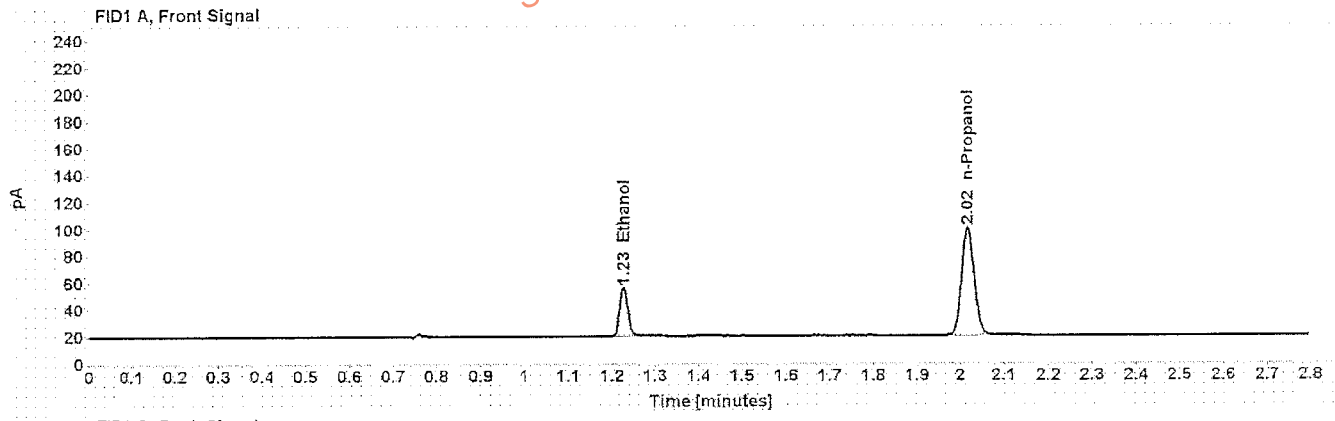


Table 1: FID 1 A (column DB-ALC1)

Compound	Amount (g/100mL)	Time (min)	Peak Area
>Ethanol	0.0815	1.227	46.585
n-Propanol	-----	2.017	164.560

Table 2: FID 2 B (column DB-ALC2)

Compound	Time (min)	Peak Area
Ethanol	1.330	47.398
n-Propanol	2.346	167.345

Scottsdale Police Department Crime Lab Volatiles Analysis

Sample: 0.150 Lipomed 11042012-C	Item number:
Injection date: 8/2/2016 9:02:15 PM	Vial: 31
Method: ethanol quant.M	Sequence: 02Aug16
Instrument: US14173023 CN14160045	Analyst: Langan <i>ML</i>
Data file: C:\Chem32\1\Data\02Aug16\31.D	

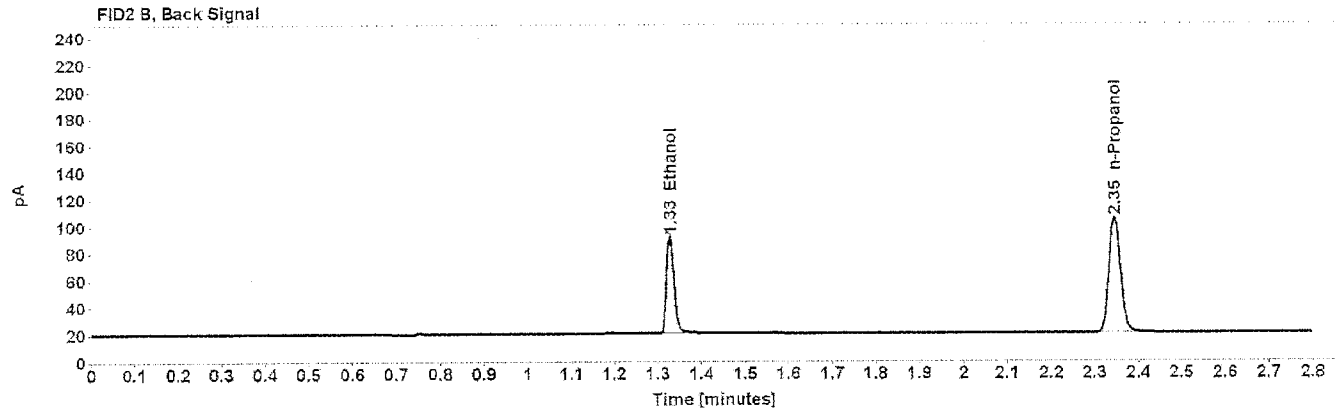
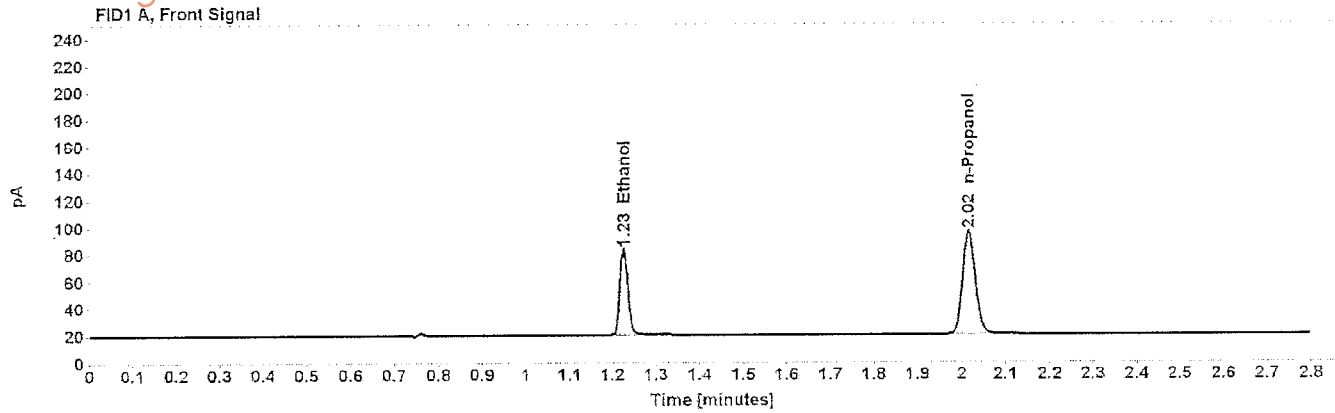


Table 1: FID 1 A (column DB-ALC1)

Compound	Amount (g/100mL)	Time (min)	Peak Area
>Ethanol	0.1505	1.226	82.200
n-Propanol	-----	2.017	155.987

Table 2: FID 2 B (column DB-ALC2)

Compound	Time (min)	Peak Area
Ethanol	1.328	83.481
n-Propanol	2.345	158.813

Scottsdale Police Department Crime Lab Volatiles Analysis

Sample: 0.20 ACQ 402101060/6	Item number: 42
Injection date: 8/2/2016 9:46:29 PM	Vial: 02Aug16
Method: ethanol quant.M	Sequence: 02Aug16
Instrument: US14173023-CN14160045	Analyst: Langan <i>ML</i>
Data file: C:\Chem3211\Data\02Aug16\42.D	

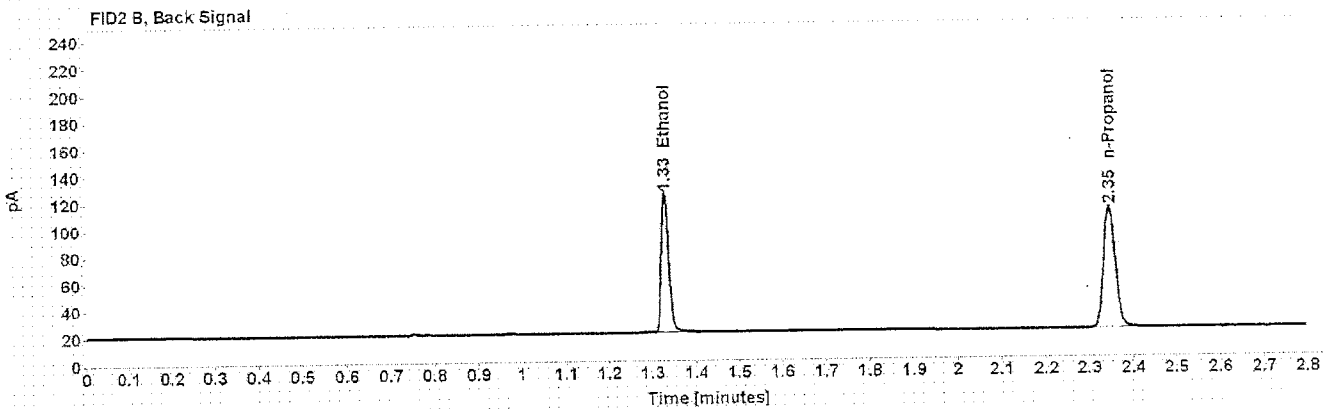
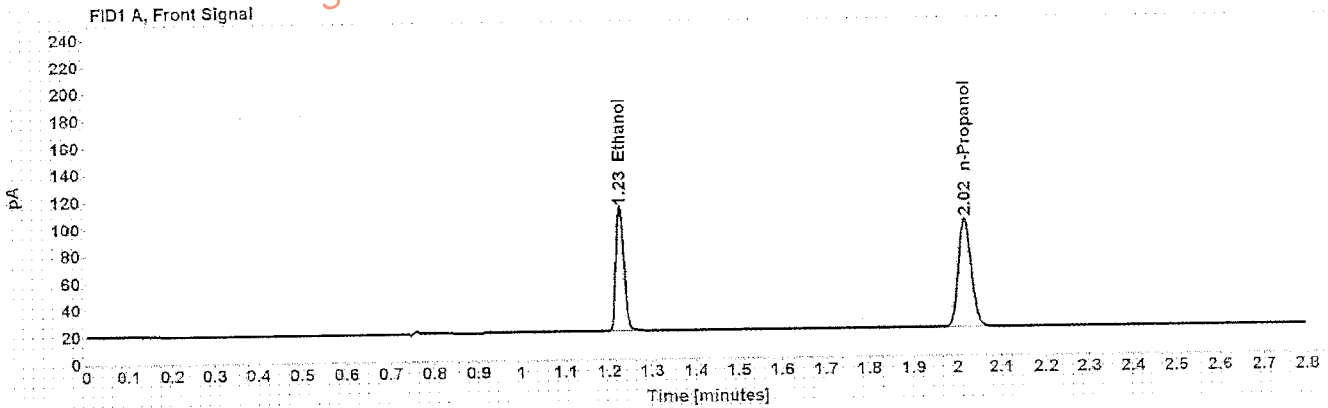


Table 1: FID 1 A (column DB-ALC1)

Compound	Amount (g/100mL)	Time (min)	Peak Area
>Ethanol	0.2039	1.226	118.231
n-Propanol	-----	2.017	165.169

Table 2: FID 2 B (column DB-ALC2)

Compound	Time (min)	Peak Area
Ethanol	1.329	120.069
n-Propanol	2.346	167.989

Scottsdale Police Department Crime Lab Volatiles Analysis

Sample: 0.080 Lipomed 14112011-A	Item number:
Injection date: 8/2/2016 10:31:00 PM	Vial: 53
Method: ethanol quant.M	Sequence: 02Aug16
Instrument: US14173023 CN14160045	Analyst: Langan <i>ML</i>
Data file: C:\Chem32\1\Data\02Aug16\53.D	

Dissemination is restricted to Criminal Justice Agencies and authorized Non-C.J. Agencies ONLY. Secondary dissemination to unauthorized agencies is PROHIBITED.
Scottsdale City Prosecutor

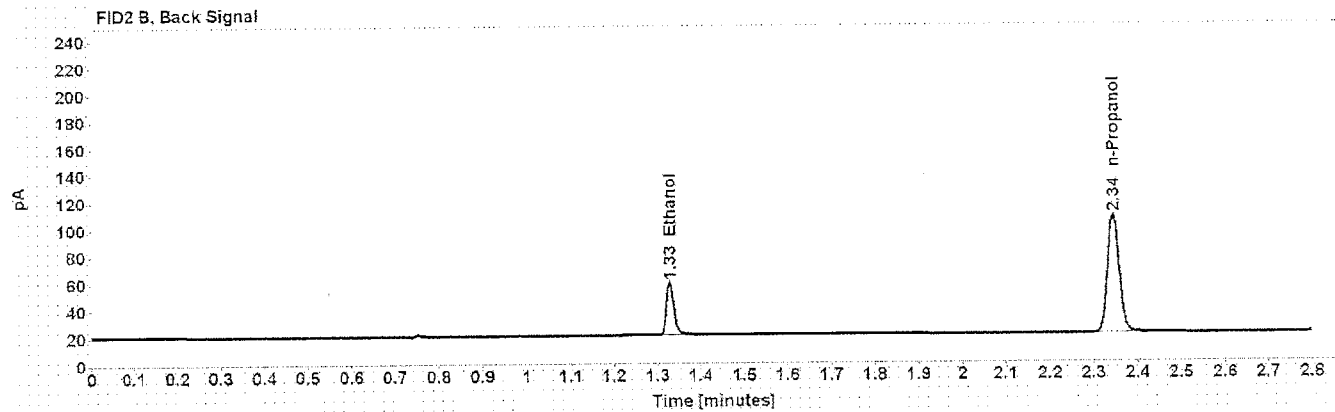
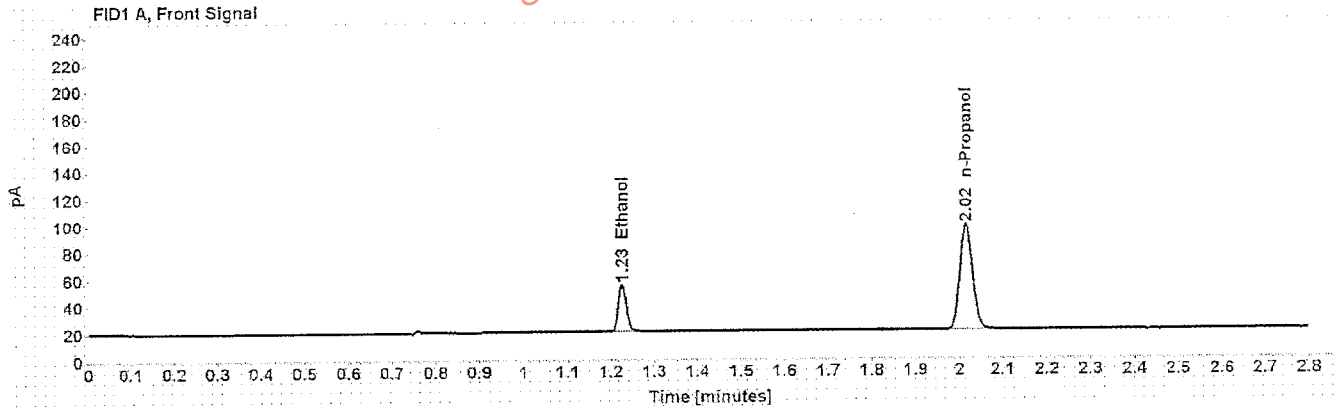


Table 1: FID 1 A (column DB-ALC1)

Compound	Amount (g/100mL)	Time (min)	Peak Area
>Ethanol	0.0808	1.226	45.116
n-Propanol	-----	2.016	160.687

Table 2: FID 2 B (column DB-ALC2)

Compound	Time (min)	Peak Area
Ethanol	1.328	45.427
n-Propanol	2.345	163.271

Scottsdale Police Department Crime Lab Volatiles Analysis

Sample: 0.150 Lipomed 11012012-C	Item number:
Injection date: 8/2/2016 11:15:29 PM	Vial: 64
Method: ethanol quant.M	Sequence: 02Aug16
Instrument: US14173023 CN14160045	Analyst: Langan <i>ML</i>
Data file: C:\Chem32\1\Data\02Aug16\64.D	

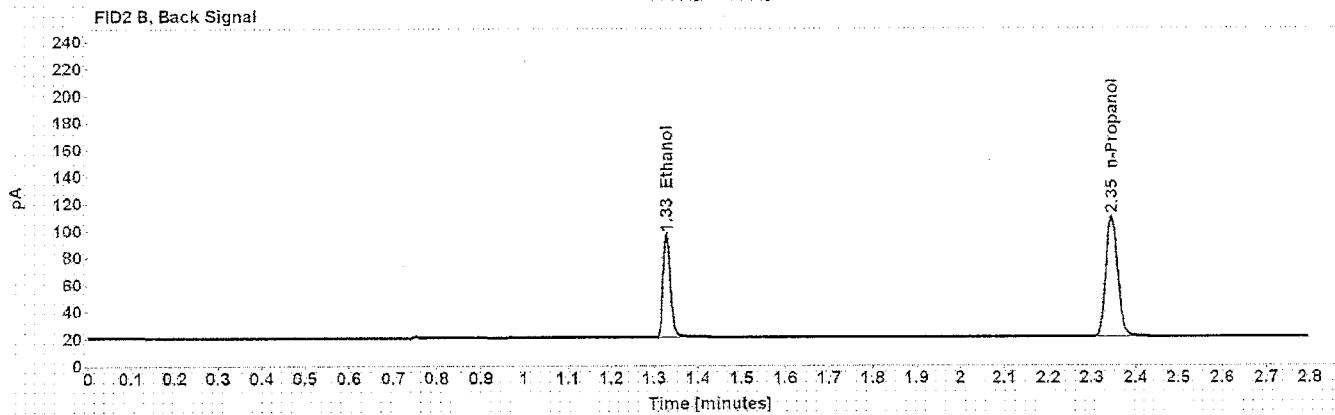
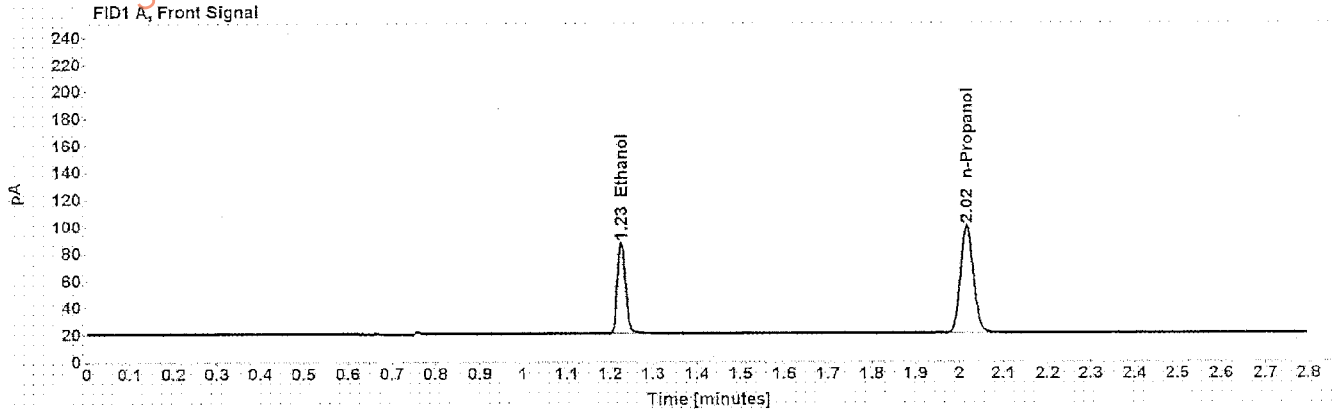


Table 1: FID 1 A (column DB-ALC1)

Compound	Amount (g/100mL)	Time (min)	Peak Area
>Ethanol	0.1527	1.226	87.534
n-Propanol	-----	2.017	163.668

Table 2: FID 2 B (column DB-ALC2)

Compound	Time (min)	Peak Area
Ethanol	1.328	88.944
n-Propanol	2.345	166.586

Scottsdale Police Department Crime Lab Volatiles Analysis

Sample: 0.40 Lipomed 05012012-C	Item number:
Injection date: 8/2/2016 11:27:44 PM	Vial: 67
Method: ethanol quant.M	Sequence: 02Aug16
Instrument: US14173023-CN14160045	Analyst: Langan <i>PL</i>
Data file: C:\Chem3211\Data\02Aug16\67.D	

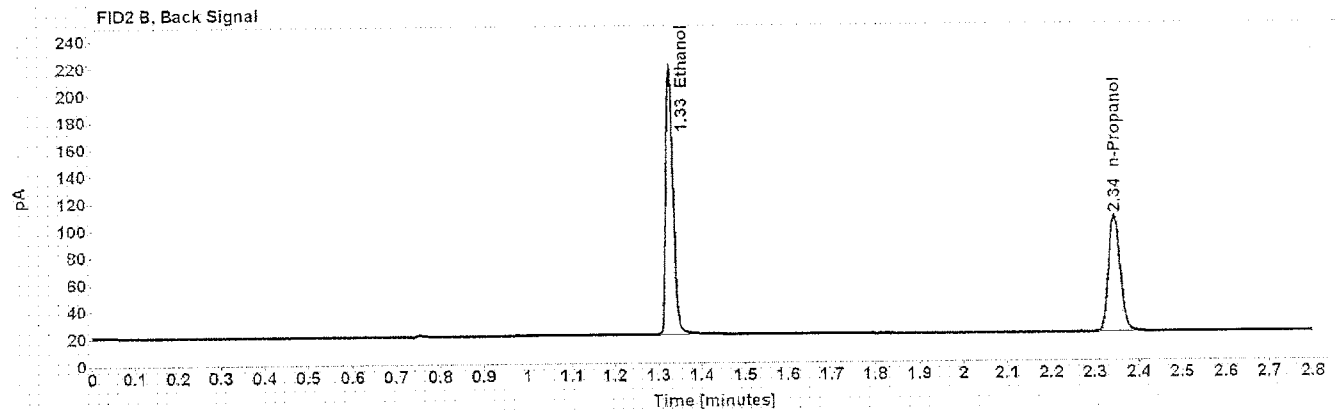
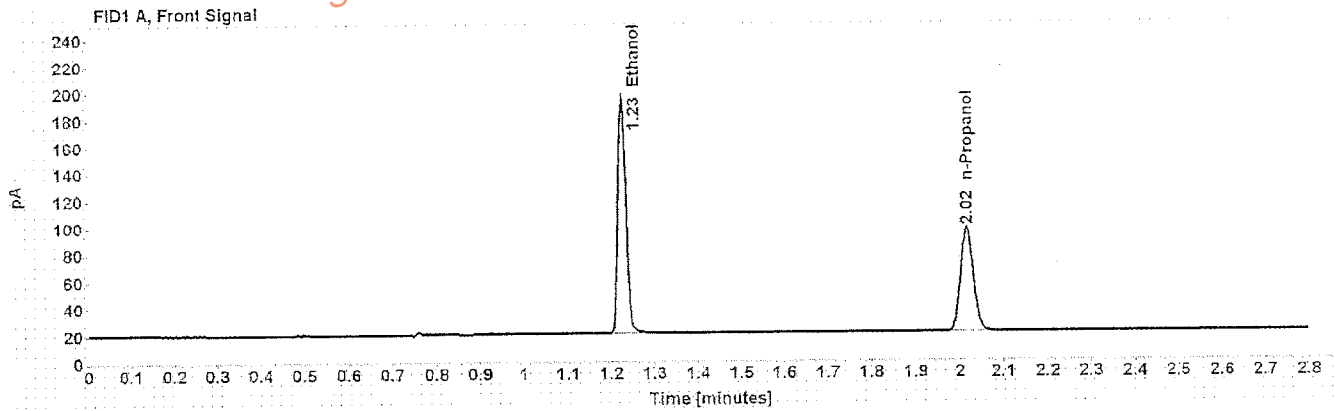


Table 1: FID 1 A (column DB-ALC1)

Compound	Amount (g/100mL)	Time (min)	Peak Area
>Ethanol	0.4025	1.225	224.096
n-Propanol	-----	2.016	157.988

Table 2: FID 2 B (column DB-ALC2)

Compound	Time (min)	Peak Area
Ethanol	1.327	229.209
n-Propanol	2.345	160.758

Scottsdale Police Department Crime Lab Volatiles Analysis

Sample: 0.04 Lipomed 30112011-B	Item number:
Injection date: 8/2/2016 11:31:44 PM	Vial: 68
Method: ethanol quant.M	Sequence: 02Aug16
Instrument: US14173023 CN14160045	Analyst: Langan <i>ML</i>
Data file: C:\Chem32\1\Data\02Aug16\68.D	

Dissemination is restricted to Criminal Justice Agencies and authorized Non-C.J. Agencies ONLY. Secondary dissemination to unauthorized agencies is PROHIBITED.
Scottsdale City Prosecutor

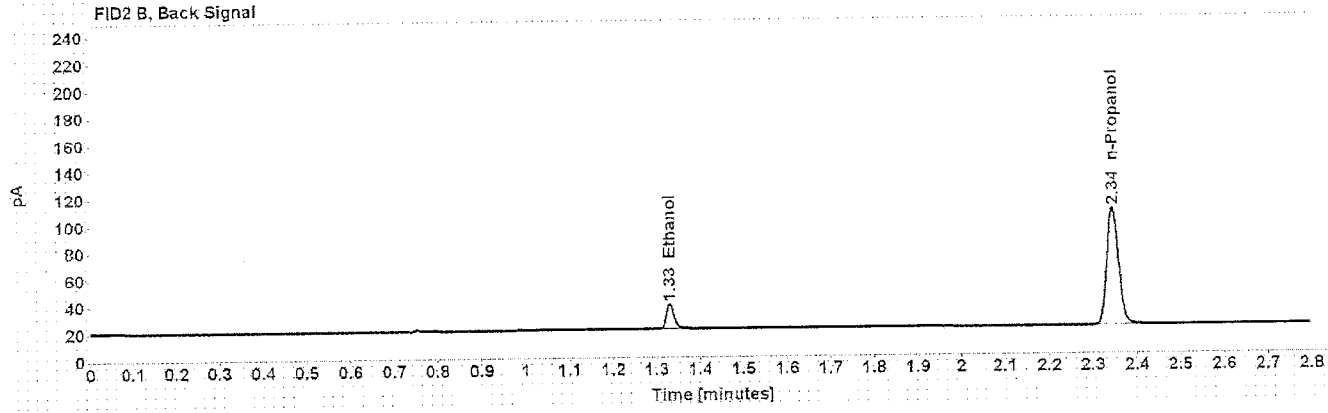
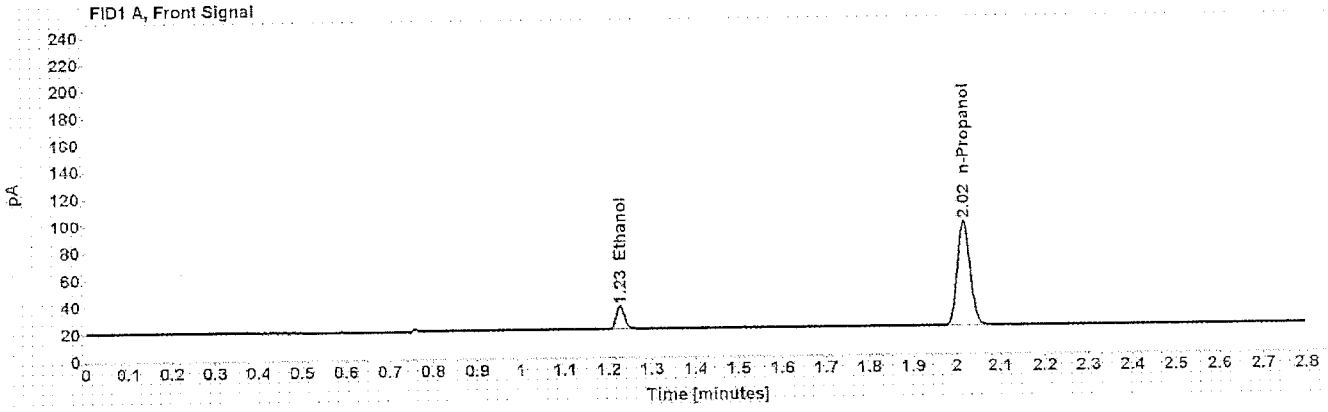


Table 1: FID 1 A (column DB-ALC1)

Compound	Amount (g/100mL)	Time (min)	Peak Area
>Ethanol	0.0406	1.227	22.003
n-Propanol	-----	2.016	159.040

Table 2: FID 2 B (column DB-ALC2)

Compound	Time (min)	Peak Area
Ethanol	1.330	22.213
n-Propanol	2.345	161.793

Scottsdale Police Department Crime Lab Volatiles Analysis

Sample: 0.20 ACQ 402101060/6	Item number:
Injection date: 8/2/2016 11:35:45 PM	Vial: 69
Method: ethanol quant.M	Sequence: 02Aug16
Instrument: US14173023 CN14160045	Analyst: Langan <i>LR</i>
Data file: C:\Chem32\1\Data\02Aug16\69.D	

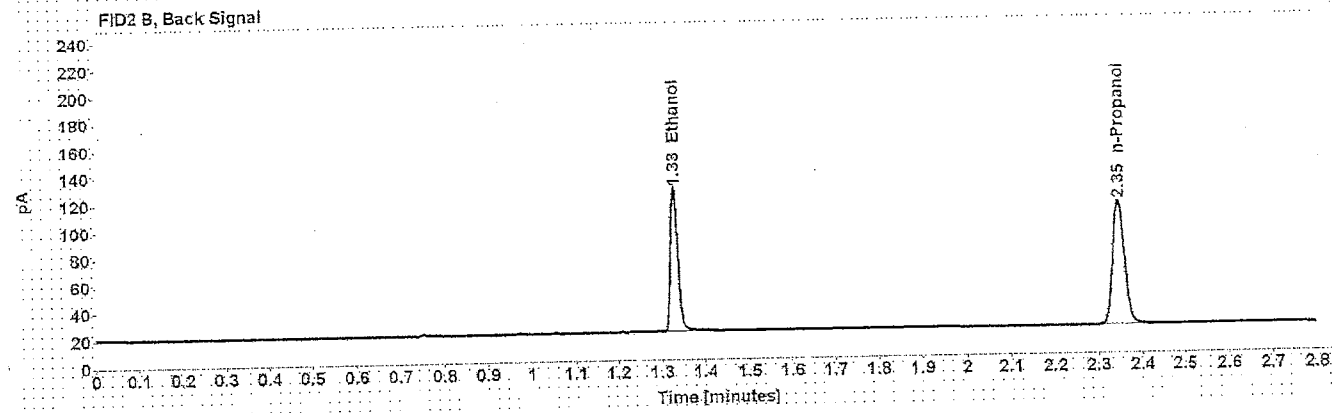
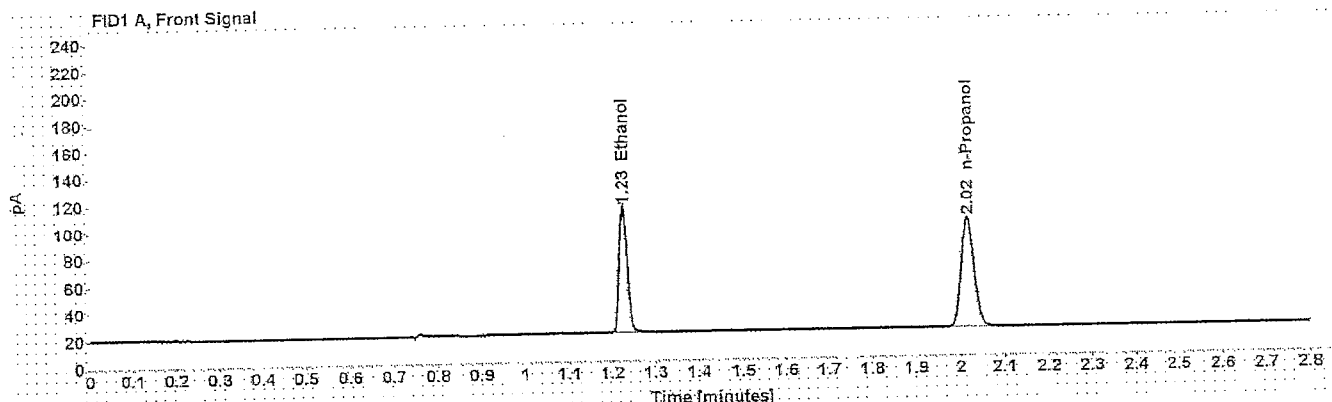


Table 1: FID 1 A (column DB-ALC1)

Compound	Amount (g/100mL)	Time (min)	Peak Area
>Ethanol	0.2060	1.226	120.847
n-Propanol	-----	2.017	167.082

Table 2: FID 2 B (column DB-ALC2)

Compound	Time (min)	Peak Area
Ethanol	1.329	123.038
n-Propanol	2.346	170.296

Scottsdale Police Department Crime Lab Volatiles Analysis

Sample: blank 110215	Item number:
Injection date: 8/2/2016 11:39:46 PM	Vial: 70
Method: ethanol quant.M	Sequence: 02Aug16
Instrument: US14173023-CN14160045	Analyst: Langan <i>ML</i>
Data file: C:\Chem3211\Data\02Aug16\70.D	

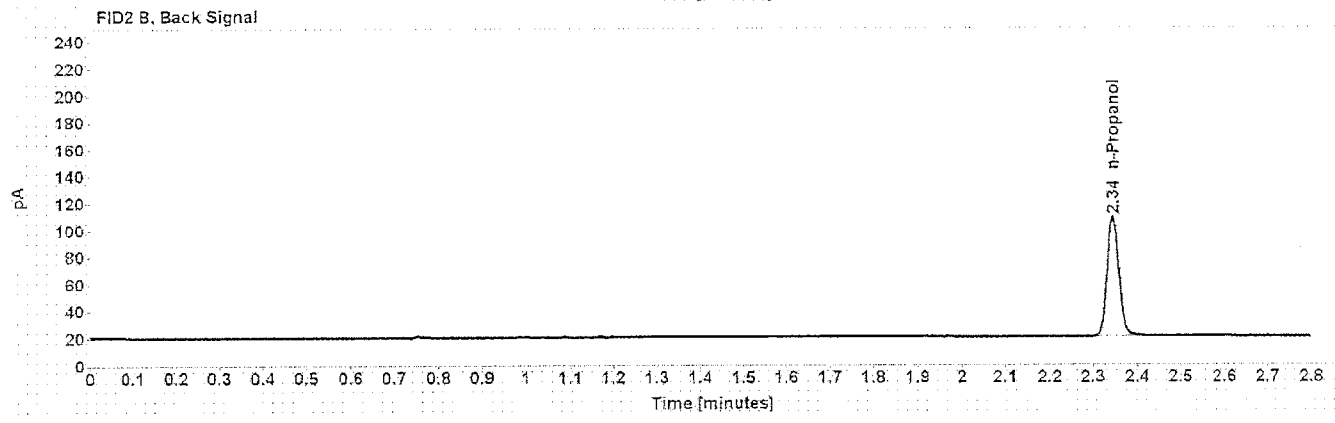
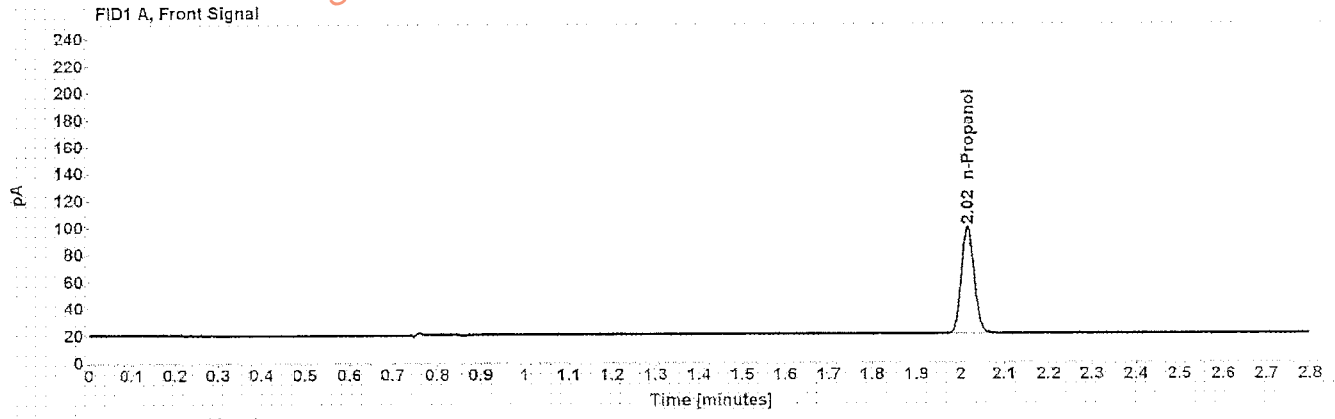


Table 1: FID 1 A (column DB-ALC1)

Compound	Amount (g/100mL)	Time (min)	Peak Area
n-Propanol	-----	2.016	162.603

Table 2: FID 2 B (column DB-ALC2)

Compound	Time (min)	Peak Area
n-Propanol	2.345	165.479

Sequence Summary

Sequence name: 02Aug16 Instrument: US14173023 CN14160045 Analyst: Langan *M*

Vial	Sample	Type	Item Number	Method
1	0.02 Cerilliant FN08101401	Calibration		ethanol quant.M
2	0.10 Cerilliant FN06181501	Calibration		ethanol quant.M
3	0.20 Cerilliant FN07201502	Calibration		ethanol quant.M
4	0.40 Cerilliant FN11191402	Calibration		ethanol quant.M
5	blank 110215	Control		ethanol quant.M
6	volatiles mix 030916 ASL	Control		ethanol quant.M
7	0.40 Lipomed 05012012-C	Control		ethanol quant.M
8	0.04 Lipomed 30112011-B	Control		ethanol quant.M
9	0.20 ACQ 402101060/6	Control		ethanol quant.M
10	L16 [REDACTED]	Sample	1092984	ethanol quant.M
11	L16 [REDACTED]	Sample	1092984	ethanol quant.M
12	L16 [REDACTED]	Sample	1098516	ethanol quant.M
13	L16 [REDACTED]	Sample	1098516	ethanol quant.M
14	L16 [REDACTED]	Sample	1097356	ethanol quant.M
15	L16 [REDACTED]	Sample	1097356	ethanol quant.M
16	L16 [REDACTED]	Sample	1097556	ethanol quant.M
17	L16 [REDACTED]	Sample	1097556	ethanol quant.M
18	L16 [REDACTED]	Sample	1064438	ethanol quant.M
19	L16 [REDACTED]	Sample	1064438	ethanol quant.M
20	0.0 [REDACTED]	Control		ethanol quant.M
21	L16 [REDACTED]	Sample	1075422	ethanol quant.M
22	L16 [REDACTED]	Sample	1075422	ethanol quant.M
23	L16 [REDACTED]	Sample	1071752	ethanol quant.M
24	L16 [REDACTED]	Sample	1071752	ethanol quant.M
25	L16 [REDACTED]	Sample	1099781	ethanol quant.M
26	L16 [REDACTED]	Sample	1099781	ethanol quant.M
27	L16 [REDACTED]	Sample	1099581	ethanol quant.M
28	L16 [REDACTED]	Sample	1099581	ethanol quant.M
29	L16 [REDACTED]	Sample	1102117	ethanol quant.M
30	L16 [REDACTED]	Sample	1102117	ethanol quant.M
31	0.150 Lipomed 11012012-C	Control		ethanol quant.M
32	L16 [REDACTED]	Sample	1061707	ethanol quant.M
33	L16 [REDACTED]	Sample	1061707	ethanol quant.M
34	L16 [REDACTED]	Sample	1101012	ethanol quant.M
35	L16 [REDACTED]	Sample	1101012	ethanol quant.M
36	L16 [REDACTED]	Sample	1101008	ethanol quant.M
37	L16 [REDACTED]	Sample	1101008	ethanol quant.M
38	L16 [REDACTED]	Sample	000001A	ethanol quant.M
39	L16 [REDACTED]	Sample	000001A	ethanol quant.M
40	L16 [REDACTED]	Sample	000001A	ethanol quant.M
41	L16 [REDACTED]	Sample	000001A	ethanol quant.M
42	0.20 ACQ 402101060/6	Control		ethanol quant.M
43	L16 [REDACTED]	Sample	1058349	ethanol quant.M
44	L16 [REDACTED]	Sample	1058349	ethanol quant.M
45	L16 [REDACTED]	Sample	1100066	ethanol quant.M
46	L16 [REDACTED]	Sample	1100066	ethanol quant.M
47	L16 [REDACTED]	Sample	1095323	ethanol quant.M

Dissemination is restricted to Criminal Justice Agencies and authorized Non-C.J. Agencies ONLY. Secondary dissemination to unaffiliated agencies is PROHIBITED. Scottsdale City Prosecutor

Sequence Summary

48	L16	[REDACTED]	Sample	1095323	ethanol quant.M
49	L16	[REDACTED]	Sample	169-01A	ethanol quant.M
50	L16	[REDACTED]	Sample	169-01A	ethanol quant.M
51	L16	[REDACTED]	Sample	315-01A	ethanol quant.M
52	L16	[REDACTED]	Sample	315-01A	ethanol quant.M
53		0.080 Lipomed 14112011-A	Control		ethanol quant.M
54	L16	[REDACTED]	Sample	1063813	ethanol quant.M
55	L16	[REDACTED]	Sample	1063813	ethanol quant.M
56	L16	[REDACTED]	Sample	1099958	ethanol quant.M
57	L16	[REDACTED]	Sample	1099958	ethanol quant.M
58	L16	[REDACTED]	Sample	000001A	ethanol quant.M
59	L16	[REDACTED]	Sample	000001A	ethanol quant.M
60	L16	[REDACTED]	Sample	000001A	ethanol quant.M
61	L16	[REDACTED]	Sample	000001A	ethanol quant.M
62	L16	[REDACTED]	Sample	1076210	ethanol quant.M
63	L16	[REDACTED]	Sample	1076210	ethanol quant.M
64		0.150 Lipomed 11012012-C	Control		ethanol quant.M
65	L16	[REDACTED]	Sample	1066929	ethanol quant.M
66	L16	[REDACTED]	Sample	1066929	ethanol quant.M
67		0.40 Lipomed 05012012-C	Control		ethanol quant.M
68		0.04 Lipomed 30112011-B	Control		ethanol quant.M
69		0.20 ACQ 402101060/6	Control		ethanol quant.M
70		blank 110215	Control		ethanol quant.M

Dissemination is restricted to Criminal Justice Agencies and authorized Non-C.J. Agencies ONLY. Secondary dissemination to unauthorized agencies is PROHIBITED. Scottsdale City Prosecutor

Scottsdale Police Department Crime Lab Volatiles Analysis

Sample:	L16	Item number:	1092984
Injection date:	8/2/2016 7:37:15 PM	Vial:	10
Method:	ethanol quant.M	Sequence:	02Aug16
Instrument:	US14173023 CN14160045	Analyst:	Langan
Data file:	C:\Chem32\11\Data\02Aug16\10.D		

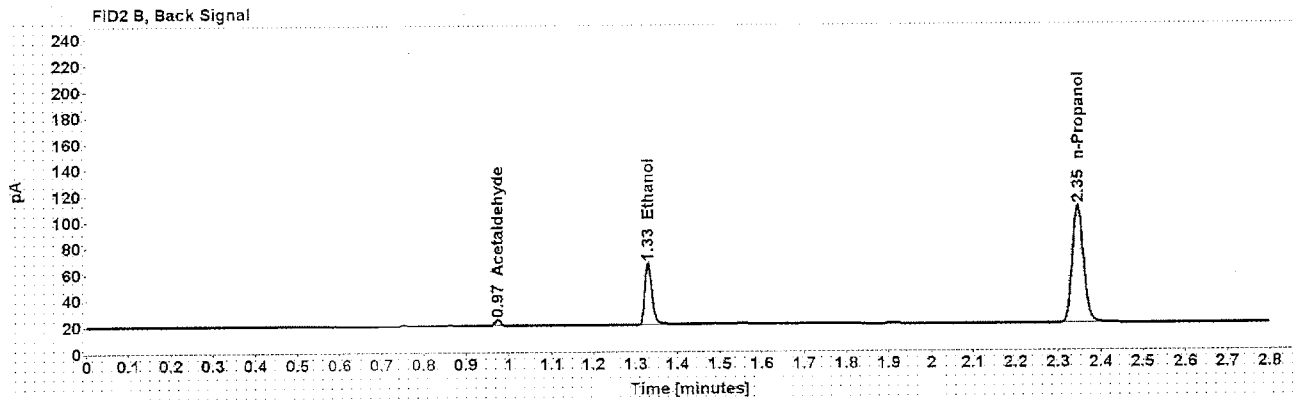
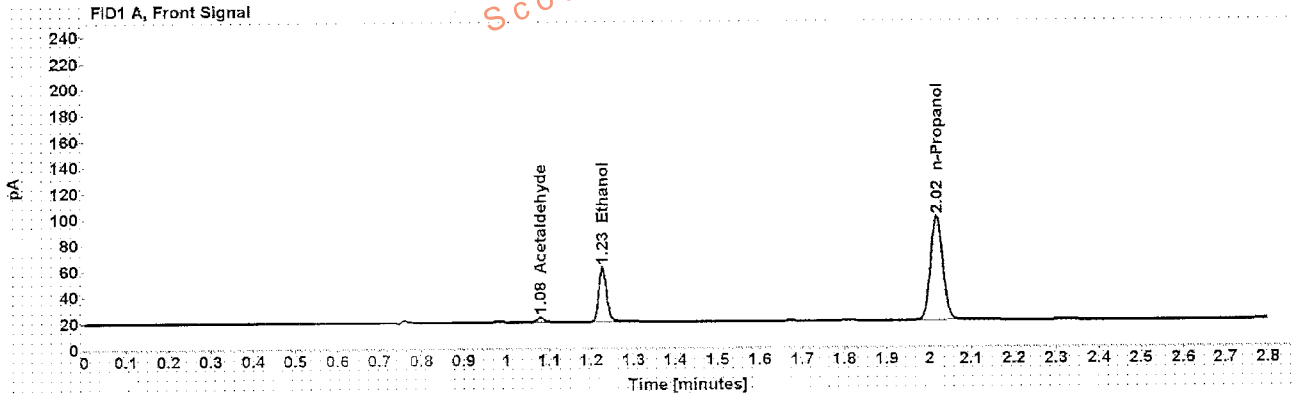


Table 1: FID 1 A (column DB-ALC1)

Compound	Amount (g/100mL)	Time (min)	Peak Area
Acetaldehyde	-----	1.080	3.957
>Ethanol	0.0951	1.227	54.040
n-Propanol	-----	2.017	163.105

Table 2: FID 2 B (column DB-ALC2)

Compound	Time (min)	Peak Area
Acetaldehyde	0.974	4.050
Ethanol	1.329	55.571
n-Propanol	2.346	166.855

Scottsdale Police Department Crime Lab Volatiles Analysis

Sample:	L16 [REDACTED]	Item number:	1092984
Injection date:	8/2/2016 7:41:15 PM	Vial:	11
Method:	ethanol quant.M	Sequence:	02Aug16
Instrument:	US14173023 CN14160045	Analyst:	Langan
Data file:	C:\Chem3211\Data\02Aug16\11.D		

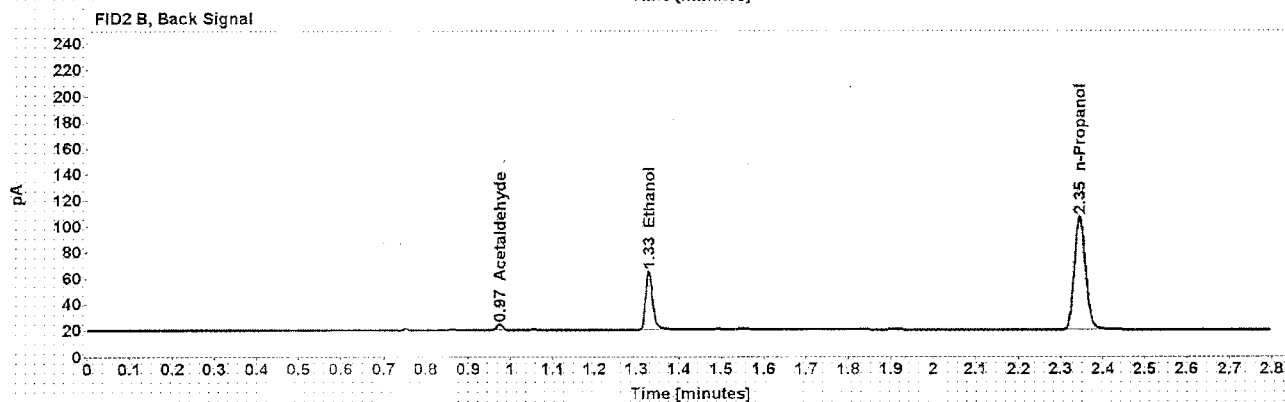
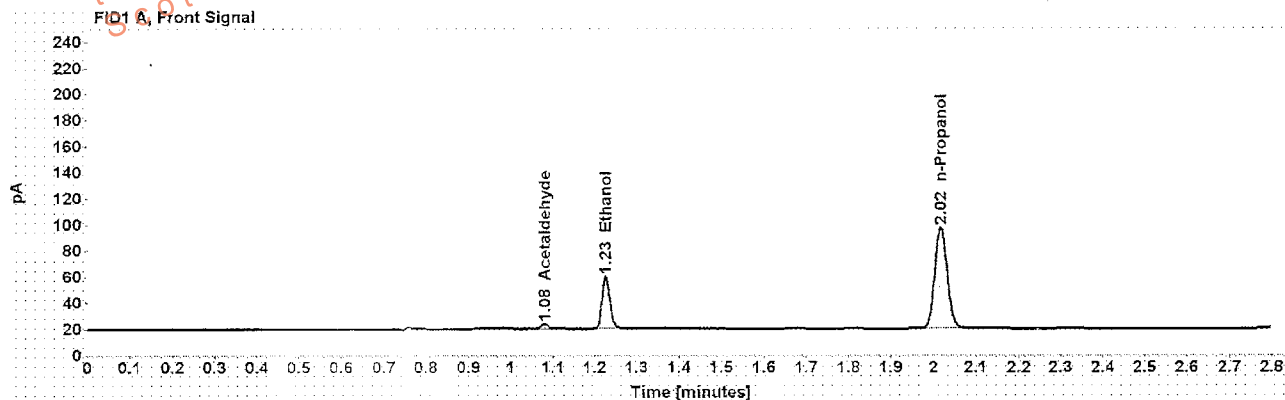


Table 1: FID 1 A (column DB-ALC1)

Compound	Amount (g/100mL)	Time (min)	Peak Area
Acetaldehyde	-----	1.080	3.963
>Ethanol	0.0939	1.227	51.743
n-Propanol	-----	2.017	158.308

Table 2: FID 2 B (column DB-ALC2)

Compound	Time (min)	Peak Area
Acetaldehyde	0.973	4.084
Ethanol	1.329	53.083
n-Propanol	2.346	161.953

Scottsdale Police Department Crime Lab Volatiles Analysis

Sample:	L16 [REDACTED]	Item number:	1098516
Injection date:	8/2/2016 7:45:14 PM	Vial:	12
Method:	ethanol quant M	Sequence:	02Aug16
Instrument:	US14173023 CN14160045	Analyst:	Langan
Data file:	C:\Chem32\11\Data\02Aug16\12.D		

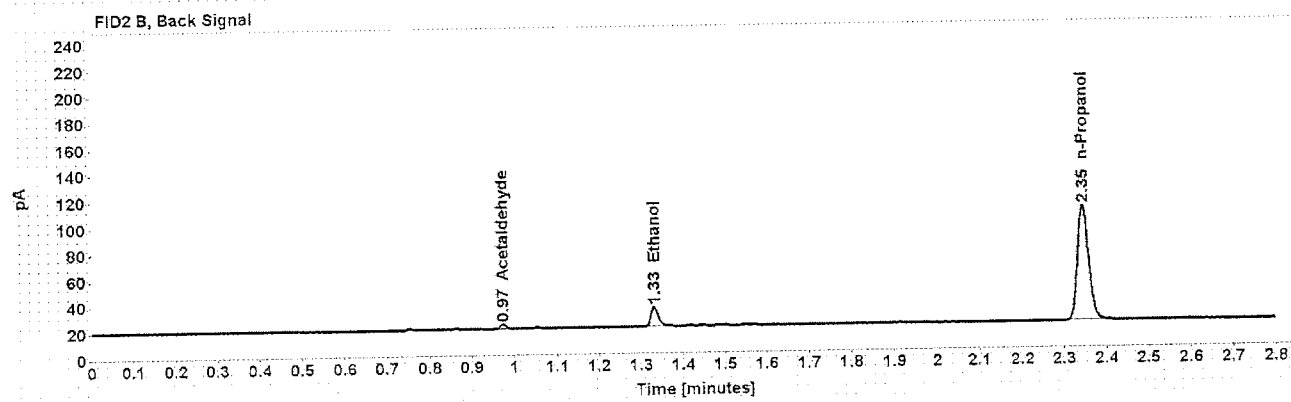
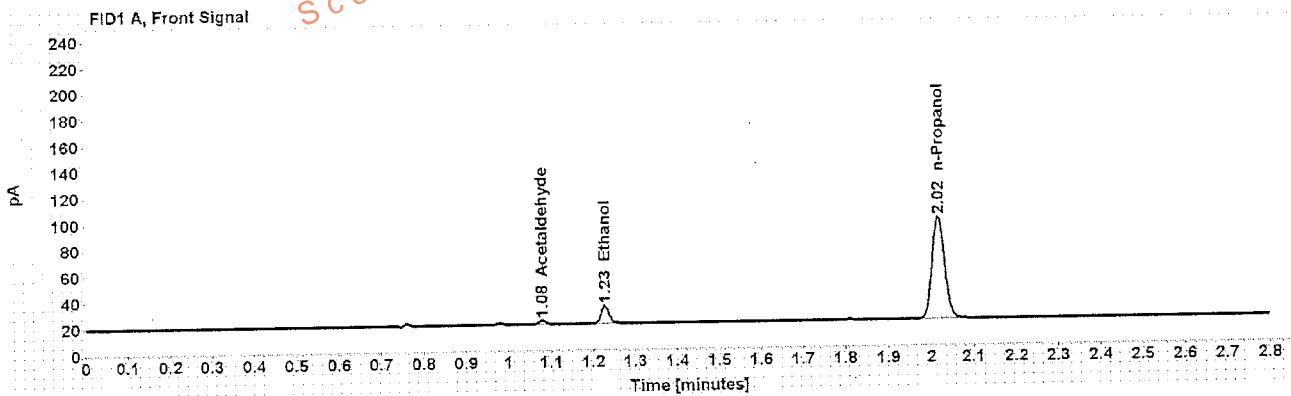


Table 1: FID 1 A (column DB-ALC1)

Compound	Amount (g/100mL)	Time (min)	Peak Area
Acetaldehyde	-----	1.080	2.992
>Ethanol	0.0323	1.228	17.410
n-Propanol	-----	2.017	159.746

Table 2: FID 2 B (column DB-ALC2)

Compound	Time (min)	Peak Area
Acetaldehyde	0.974	3.115
Ethanol	1.331	18.254
n-Propanol	2.346	163.264

Scottsdale Police Department Crime Lab Volatiles Analysis

Sample:	L16-██████████	Item number:	1098516
Injection date:	8/2/2016 7:49:30 PM	Vial:	13
Method:	ethanol quant.M	Sequence:	02Aug16
Instrument:	US14173023 CN14160045	Analyst:	Langan
Data file:	C:\Chem32\1\Data\02Aug16\13.D		

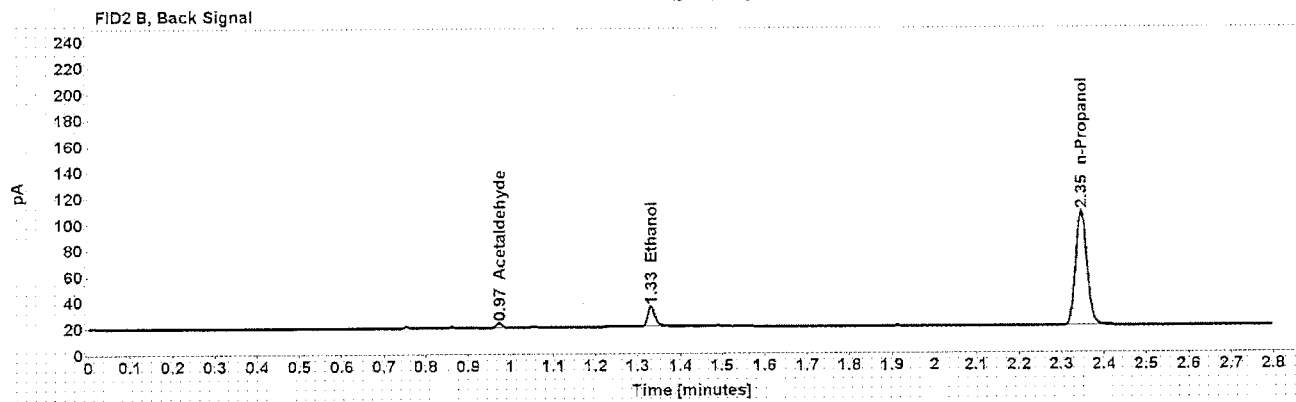
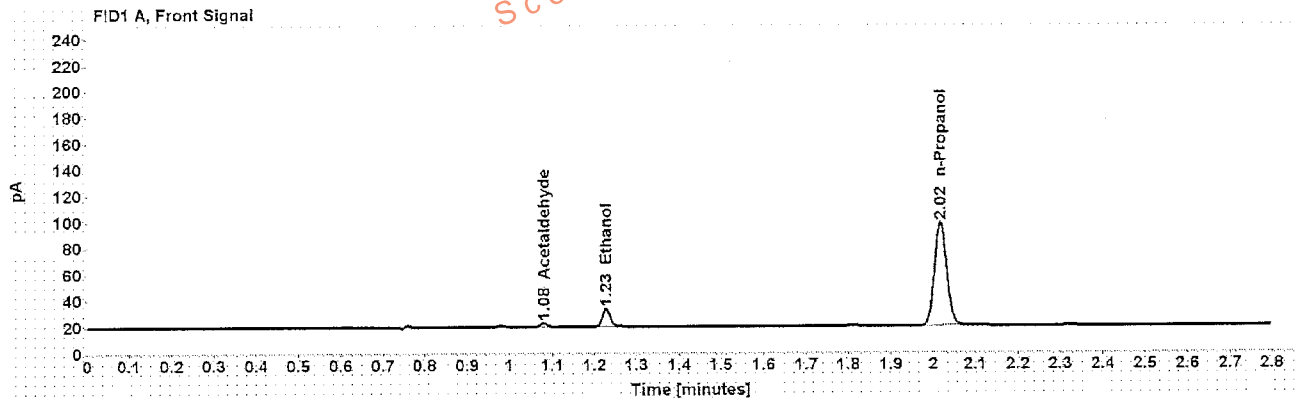


Table 1: FID 1 A (column DB-ALC1)

Compound	Amount (g/100mL)	Time (min)	Peak Area
Acetaldehyde	-----	1.080	3.053
>Ethanol	0.0324	1.228	17.572
n-Propanol	-----	2.017	160.451

Table 2: FID 2 B (column DB-ALC2)

Compound	Time (min)	Peak Area
Acetaldehyde	0.973	3.231
Ethanol	1.331	18.858
n-Propanol	2.346	164.121

Scottsdale Police Department Crime Lab Volatiles Analysis

Sample: L16 [REDACTED]	Item number: 1097356
Injection date: 8/2/2016 7:53:31 PM	Vial: 14
Method: ethanol quant.M	Sequence: 02Aug16
Instrument: US14173023 ON14160045	Analyst: Langan
Data file: C:\Chem32\1\Data\02Aug16\14.D	

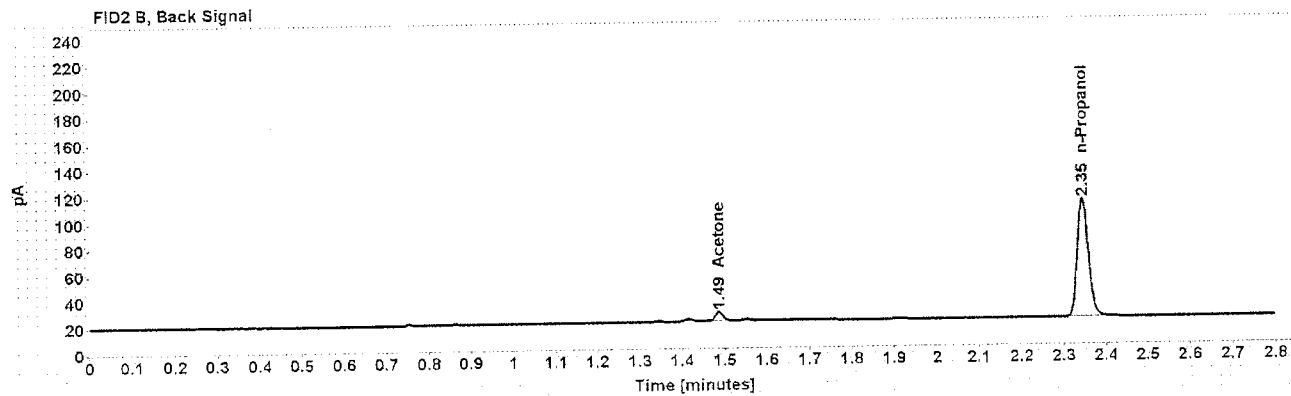
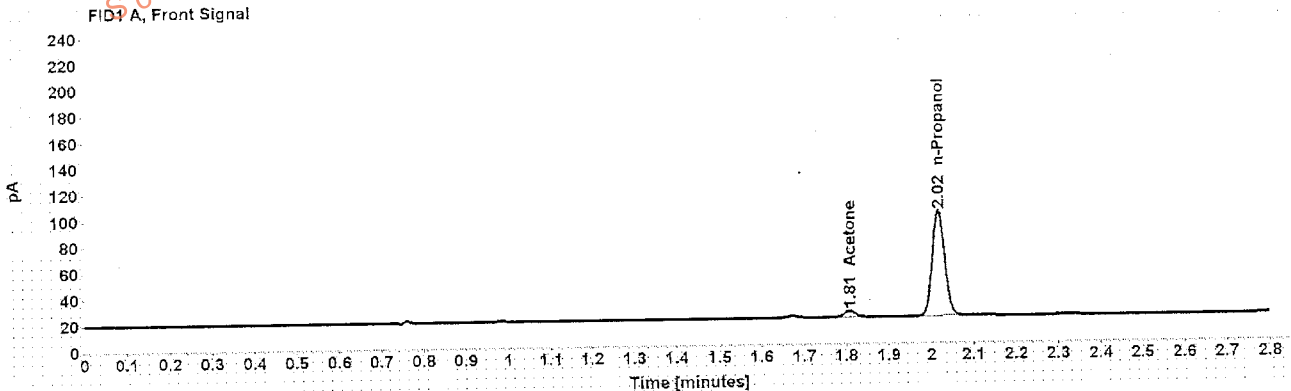


Table 1: FID 1 A (column DB-ALC1)

Compound	Amount (g/100mL)	Time (min)	Peak Area
Acetone	-----	1.808	8.681
n-Propanol	-----	2.017	164.376

Table 2: FID 2 B (column DB-ALC2)

Compound	Time (min)	Peak Area
Acetone	1.486	8.983
n-Propanol	2.346	168.361

Scottsdale Police Department Crime Lab Volatiles Analysis

Sample:	L16 [REDACTED]	Item number:	1097356
Injection date:	8/2/2016 7:57:30 PM	Vial:	15
Method:	ethanol quant.M	Sequence:	02Aug16
Instrument:	US14173023 CN14360045	Analyst:	Langan
Data file:	C:\Chem32\11Data\02Aug16\15.D		

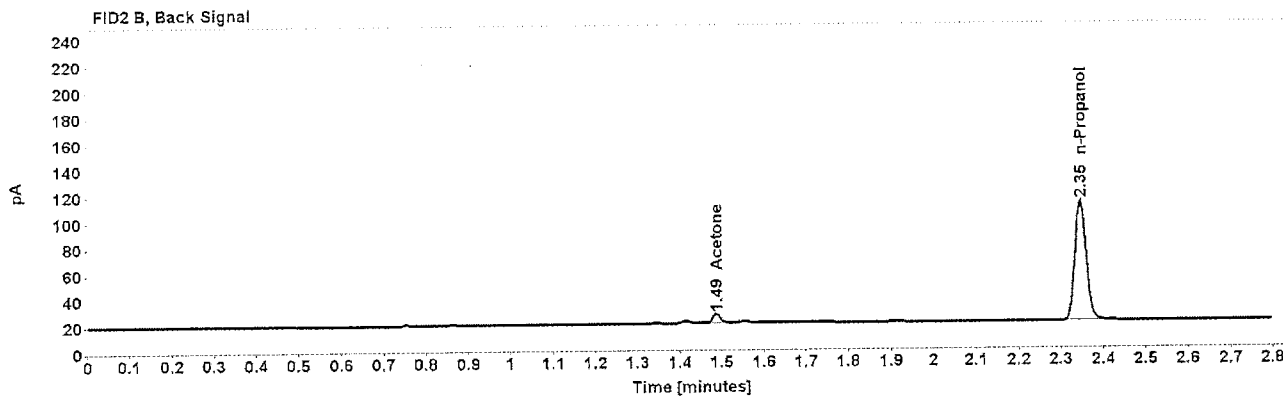
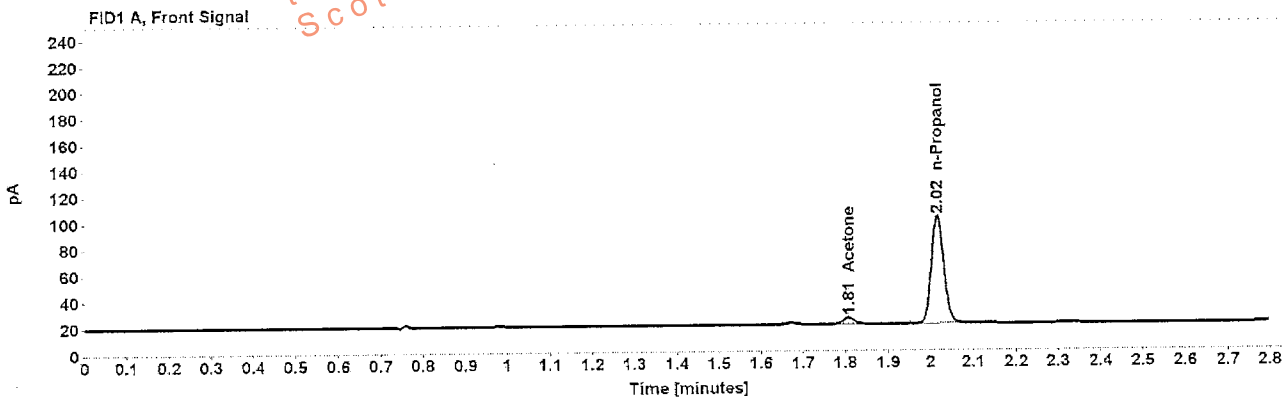


Table 1: FID 1 A (column DB-ALC1)

Compound	Amount (g/100mL)	Time (min)	Peak Area
Acetone	-----	1.808	8.721
n-Propanol	-----	2.017	167.366

Table 2: FID 2 B (column DB-ALC2)

Compound	Time (min)	Peak Area
Acetone	1.486	9.046
n-Propanol	2.346	171.399

Scottsdale Police Department Crime Lab Volatiles Analysis

Sample:	L16 [REDACTED]	Item number:	1097556
Injection date:	8/2/2016 8:01:30 PM	Vial:	16
Method:	ethanol quant.M	Sequence:	02Aug16
Instrument:	US14173023 CN14160045	Analyst:	Langan
Data file:	C:\Chem32\1\Data\02Aug16\16.D		

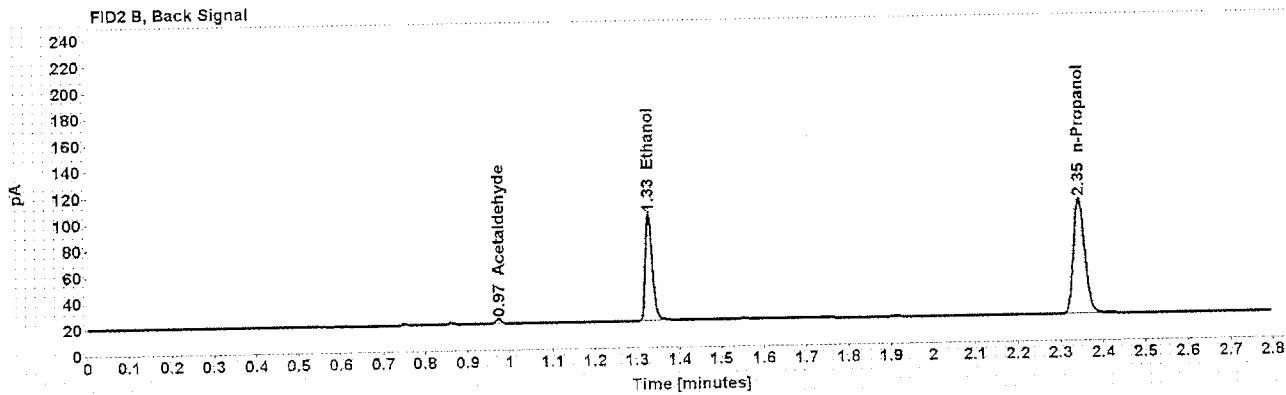
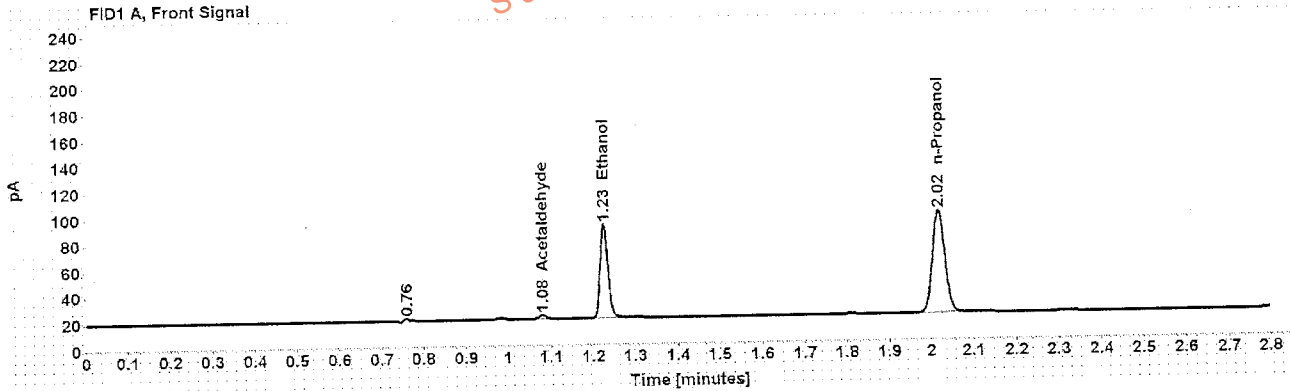


Table 1: FID 1 A (column DB-ALC1)

Compound	Amount (g/100mL)	Time (min)	Peak Area
Acetaldehyde	-----	1.080	3.108
>Ethanol	0.1652	1.226	92.899
n-Propanol	-----	2.017	160.448

Table 2: FID 2 B (column DB-ALC2)

Compound	Time (min)	Peak Area
Acetaldehyde	0.973	3.160
Ethanol	1.328	94.502
n-Propanol	2.345	163.962

Scottsdale Police Department Crime Lab Volatiles Analysis

Sample: L16 [REDACTED]	Item number: 1097556
Injection date: 8/2/2016 8:05:29 PM	Vial: 17
Method: ethanol quant.M	Sequence: 02Aug16
Instrument: US14173023 CN14160045	Analyst: Langan
Data file: C:\Chem3211\Data\02Aug16\17.D	

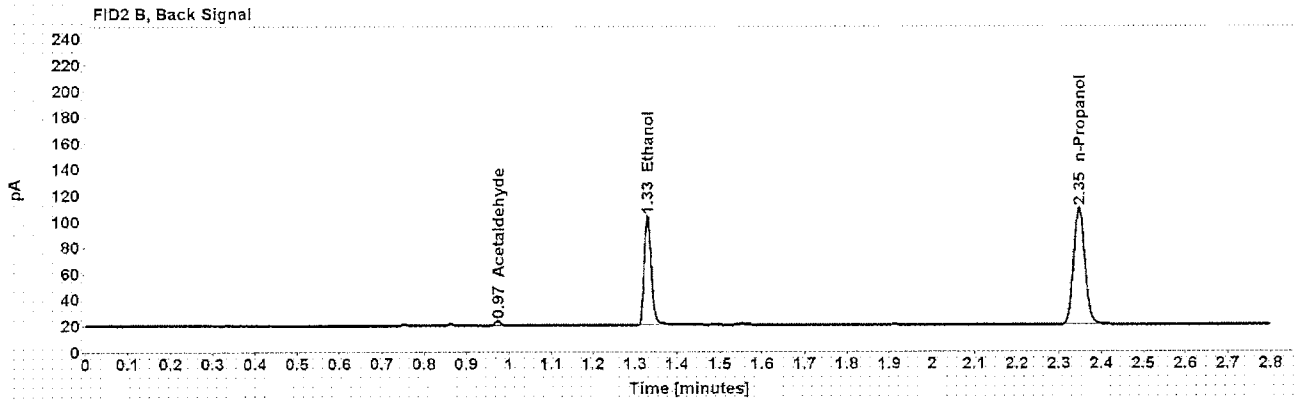
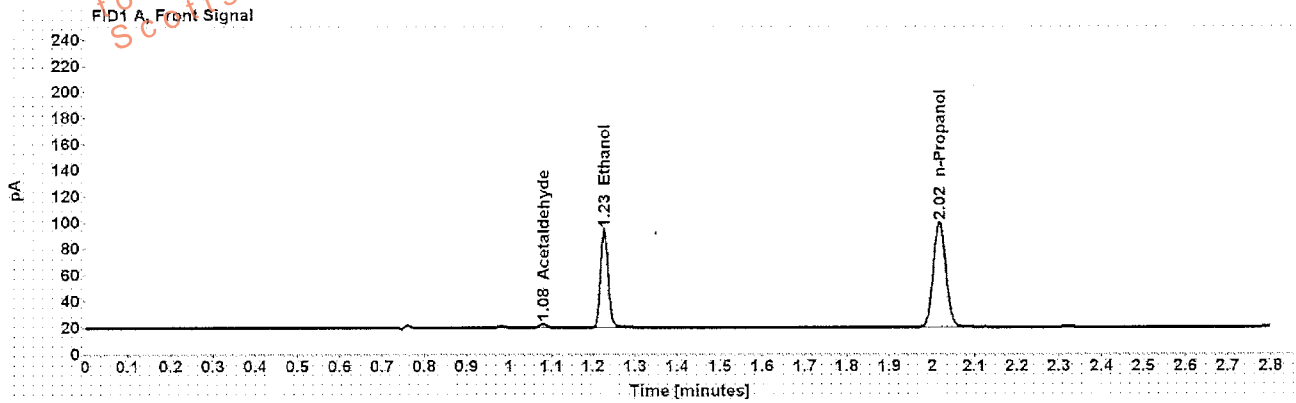


Table 1: FID 1 A (column DB-ALC1)

Compound	Amount (g/100mL)	Time (min)	Peak Area
Acetaldehyde	-----	1.080	3.021
>Ethanol	0.1671	1.227	95.987
n-Propanol	-----	2.017	163.899

Table 2: FID 2 B (column DB-ALC2)

Compound	Time (min)	Peak Area
Acetaldehyde	0.974	3.168
Ethanol	1.329	97.719
n-Propanol	2.346	167.011

Scottsdale Police Department Crime Lab Volatiles Analysis

Sample:	L16 [REDACTED]	Item number:	1064438
Injection date:	8/2/2016 8:09:29 PM	Vial:	18
Method:	ethanol quant.M	Sequence:	02Aug16
Instrument:	US14173023 CN14160045	Analyst:	Langan
Data file:	C:\Chem32\1>Data\02Aug16\18.D		

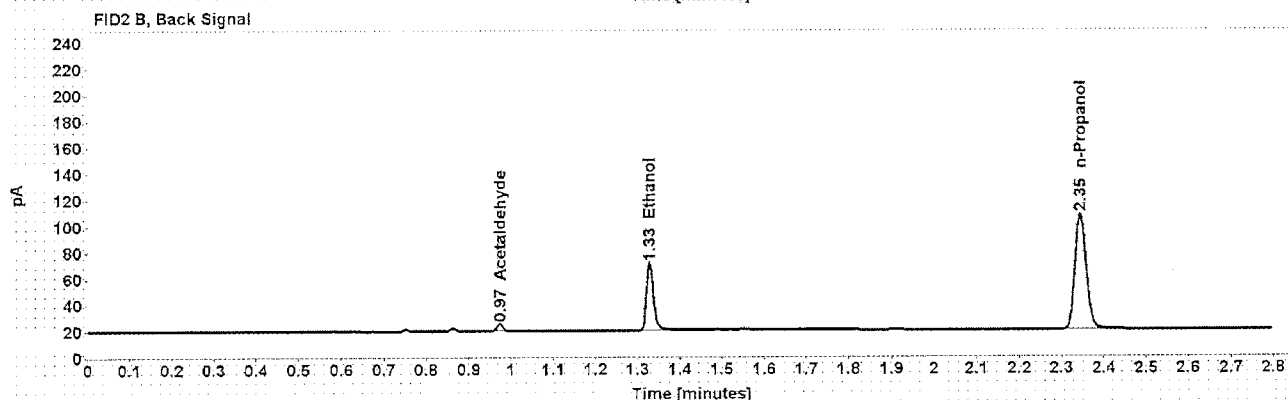
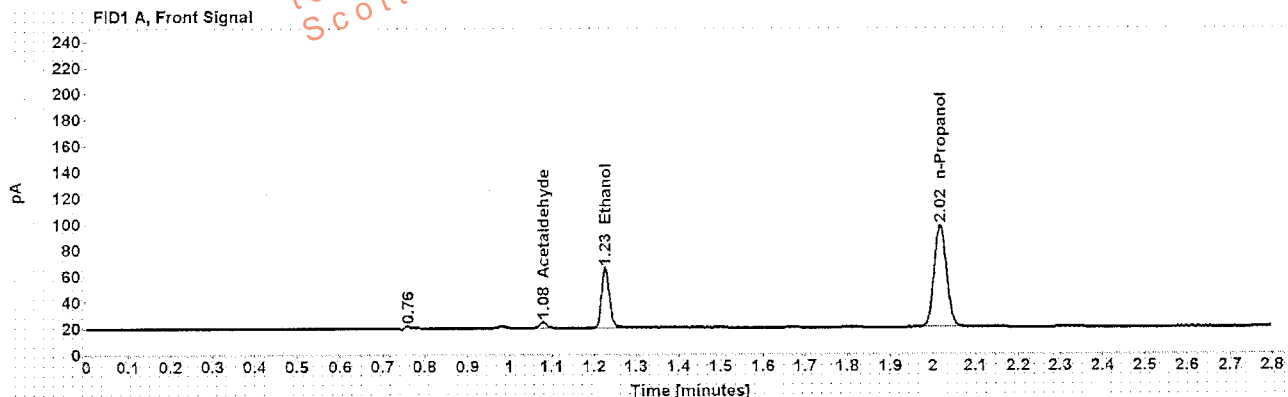


Table 1: FID 1 A (column DB-ALC1)

Compound	Amount (g/100mL)	Time (min)	Peak Area
Acetaldehyde	-----	1.080	4.884
>Ethanol	0.1059	1.226	59.300
n-Propanol	-----	2.017	160.481

Table 2: FID 2 B (column DB-ALC2)

Compound	Time (min)	Peak Area
Acetaldehyde	0.973	5.099
Ethanol	1.329	60.834
n-Propanol	2.345	164.094

Scottsdale Police Department Crime Lab Volatiles Analysis

Sample:	L16 [REDACTED]	Item number:	1064438
Injection date:	8/2/2016 8:13:45 PM	Vial:	19
Method:	ethanol quant.M	Sequence:	02Aug16
Instrument:	US14173023 CN14160045	Analyst:	Langan
Data file:	C:\Chem32\1\Data\02Aug16\19.D		

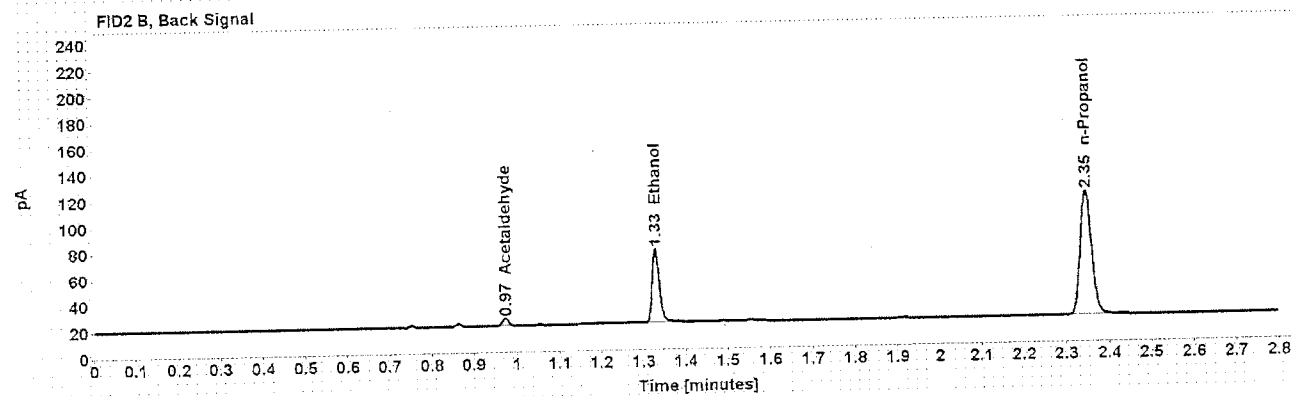
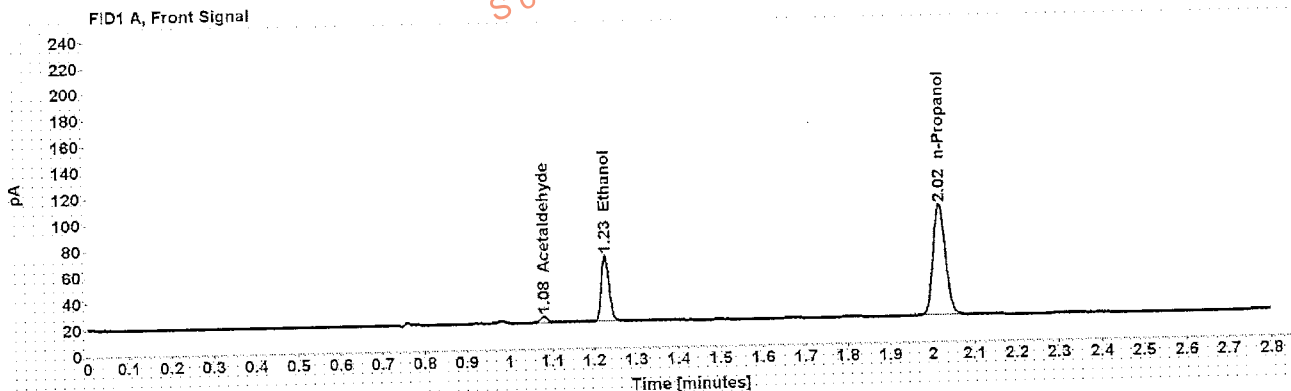


Table 1: FID 1 A (column DB-ALC1)

Compound	Amount (g/100mL)	Time (min)	Peak Area
Acetaldehyde	-----	1.080	5.067
>Ethanol	0.1077	1.227	64.888
n-Propanol	-----	2.017	172.725

Table 2: FID 2 B (column DB-ALC2)

Compound	Time (min)	Peak Area
Acetaldehyde	0.974	5.242
Ethanol	1.330	65.932
n-Propanol	2.346	176.649

Scottsdale Police Department Crime Lab Volatiles Analysis

Sample: L16 [REDACTED]	Item number: 1075422
Injection date: 8/2/2016 8:21:44 PM	Vial: 21
Method: ethanol quant.M	Sequence: 02Aug16
Instrument: US14173023 CN14160045	Analyst: Langan
Data file: C:\Chem3211\Data\02Aug16\21.D	

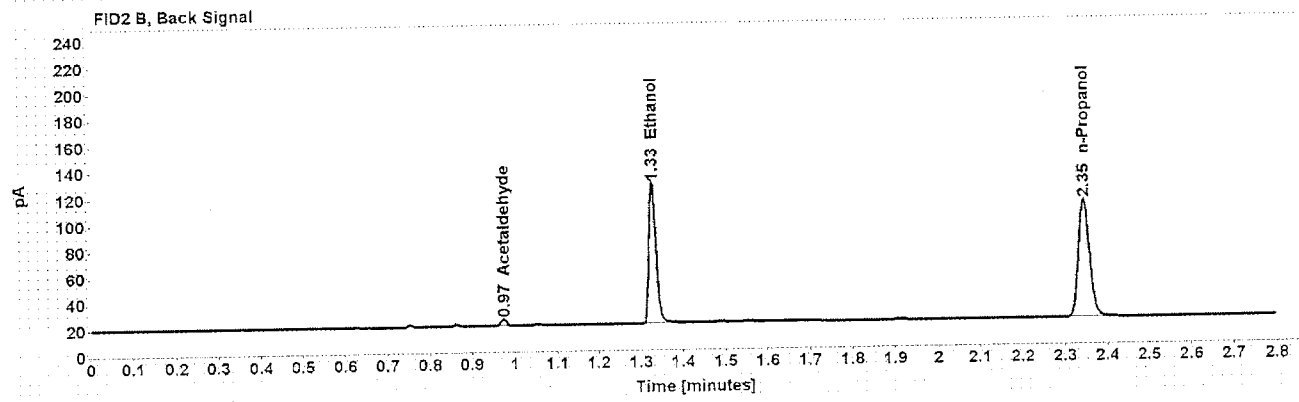
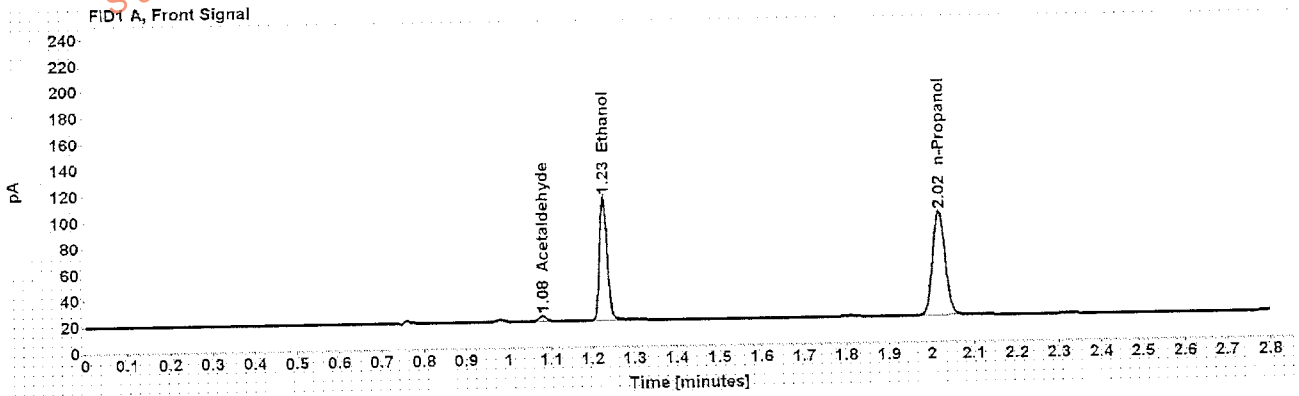


Table 1: FID 1 A (column DB-ALC1)

Compound	Amount (g/100mL)	Time (min)	Peak Area
Acetaldehyde	-----	1.080	4.290
>Ethanol	0.2129	1.227	122.145
n-Propanol	-----	2.017	163.313

Table 2: FID 2 B (column DB-ALC2)

Compound	Time (min)	Peak Area
Acetaldehyde	0.974	4.491
Ethanol	1.329	124.472
n-Propanol	2.346	166.847

Scottsdale Police Department Crime Lab Volatiles Analysis

Sample:	L16-██████████	Item number:	1075422
Injection date:	8/2/2016 8:25:45 PM	Vial:	22
Method:	ethanol quant.M	Sequence:	02Aug16
Instrument:	US14173023.CN14160045	Analyst:	Langan
Data file:	C:\Chem3211\Data\02Aug16\22.D		

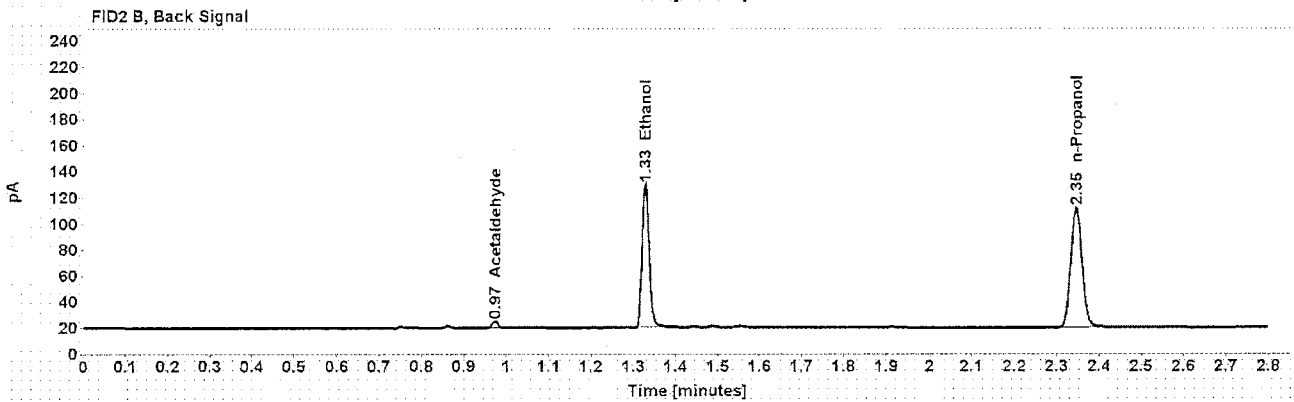
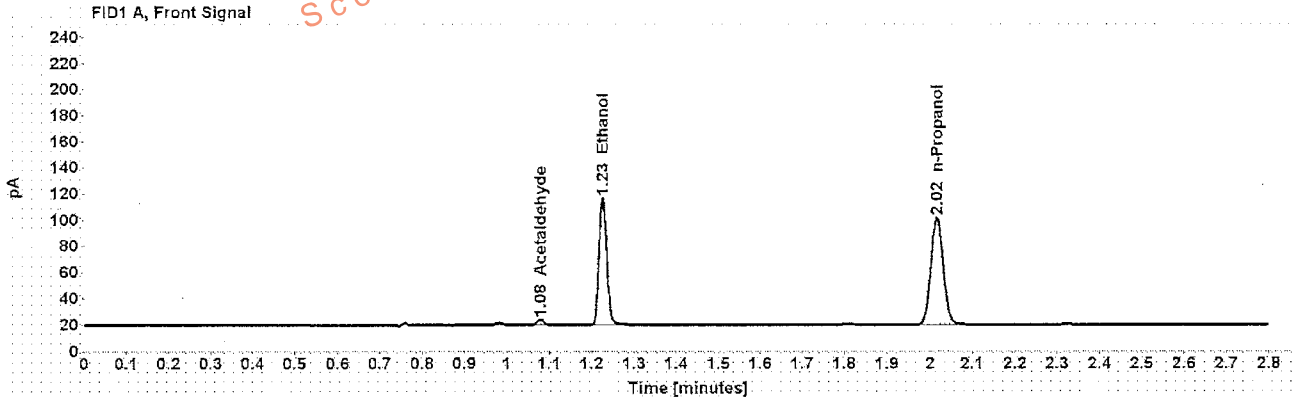


Table 1: FID 1 A (column DB-ALC1)

Compound	Amount (g/100mL)	Time (min)	Peak Area
Acetaldehyde	-----	1.080	4.453
>Ethanol	0.2134	1.226	125.604
n-Propanol	-----	2.017	167.576

Table 2: FID 2 B (column DB-ALC2)

Compound	Time (min)	Peak Area
Acetaldehyde	0.973	4.618
Ethanol	1.328	127.896
n-Propanol	2.345	171.157

Scottsdale Police Department Crime Lab Volatiles Analysis

Sample:	L16 [REDACTED]	Item number:	1071752
Injection date:	8/2/2016 8:29:44 PM	Vial:	23
Method:	ethanol quant.M	Sequence:	02Aug16
Instrument:	US14173023 CN14160045	Analyst:	Langan
Data file:	C:\Chem32\1\Data\02Aug16\23.D		

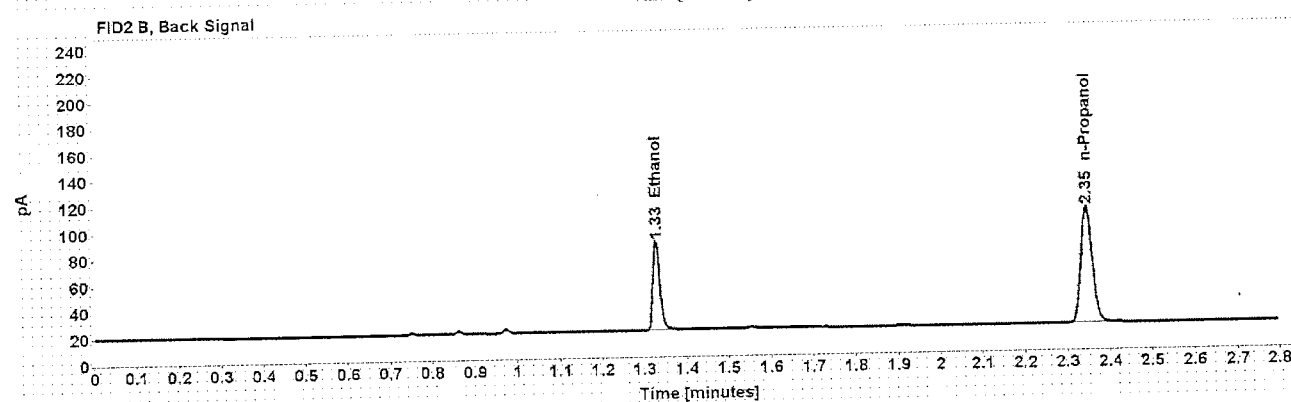
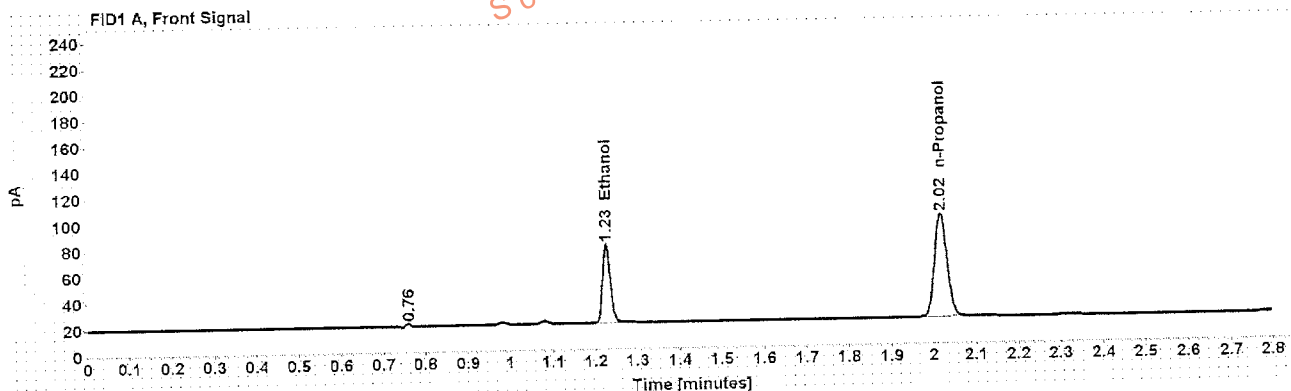


Table 1: FID 1 A (column DB-ALC1)

Compound	Amount (g/100mL)	Time (min)	Peak Area
>Ethanol	0.1368	1.227	77.274
n-Propanol	-----	2.017	161.472

Table 2: FID 2 B (column DB-ALC2)

Compound	Time (min)	Peak Area
Ethanol	1.329	78.473
n-Propanol	2.346	165.042

Scottsdale Police Department Crime Lab Volatiles Analysis

Sample: L16 [REDACTED] Item number: 1071752
 Injection date: 8/2/2016 8:33:45 PM Vial: 24
 Method: ethanol.quant.M Sequence: 02Aug16
 Instrument: US14173023.CN14160045 Analyst: Langan
 Data file: C:\Chem3211\Data\02Aug16\24.D

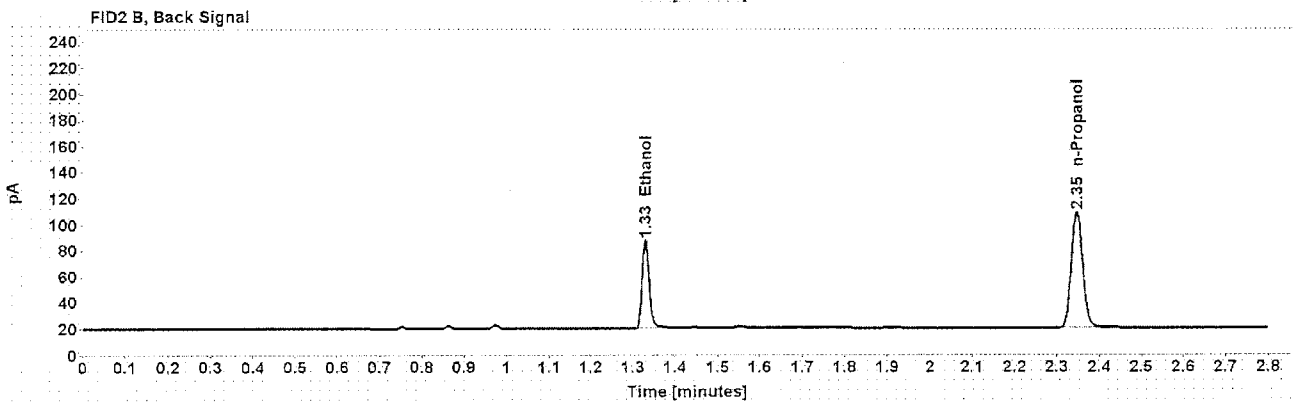
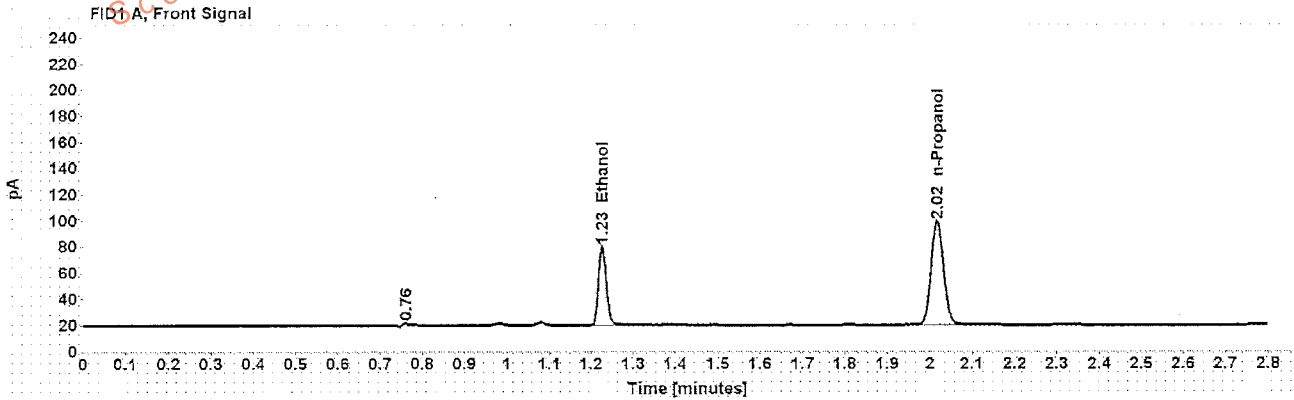


Table 1: FID 1 A (column DB-ALC1)

Compound	Amount (g/100mL)	Time (min)	Peak Area
>Ethanol	0.1360	1.227	77.477
n-Propanol	-----	2.017	162.838

Table 2: FID 2 B (column DB-ALC2)

Compound	Time (min)	Peak Area
Ethanol	1.329	78.967
n-Propanol	2.346	165.311

Scottsdale Police Department Crime Lab Volatiles Analysis

Sample:	L16 [REDACTED]	Item number:	1099781
Injection date:	8/2/2016 8:37:59 PM	Vial:	25
Method:	ethanol quant.M	Sequence:	02Aug16
Instrument:	US14173023 CN14160045	Analyst:	Langan
Data file:	C:\Chem32\11\Data\02Aug16\25.D		

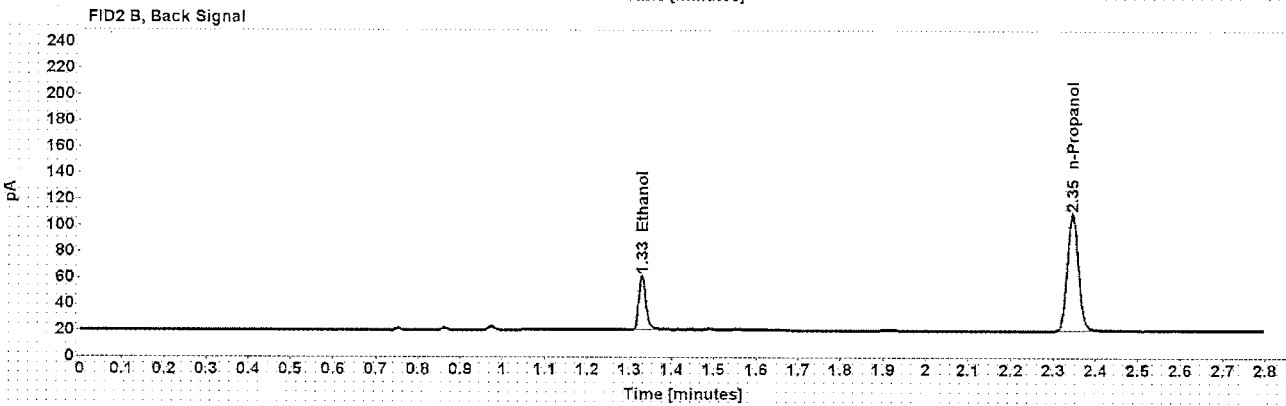
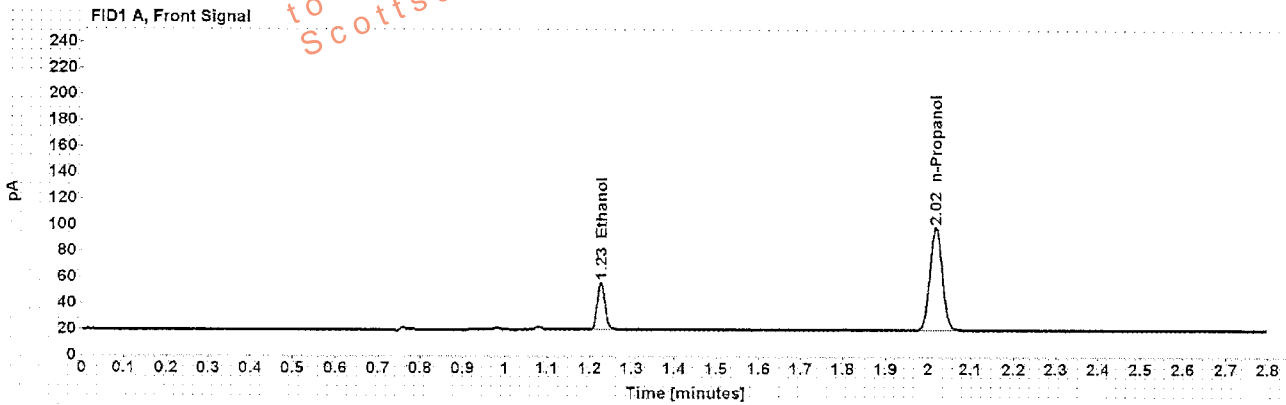


Table 1: FID 1 A (column DB-ALC1)

Compound	Amount (g/100mL)	Time (min)	Peak Area
>Ethanol	0.0836	1.227	47.140
n-Propanol	-----	2.017	162.270

Table 2: FID 2 B (column DB-ALC2)

Compound	Time (min)	Peak Area
Ethanol	1.329	48.849
n-Propanol	2.346	165.703

Scottsdale Police Department Crime Lab Volatiles Analysis

Sample:	L16 [REDACTED]	Item number:	1099781
Injection date:	8/2/2016 8:42:00 PM	Vial:	26
Method:	ethanol quant.M	Sequence:	02Aug16
Instrument:	US14173023 CN14160045	Analyst:	Langan
Data file:	C:\Chem32\1\Data\02Aug16\26.D		

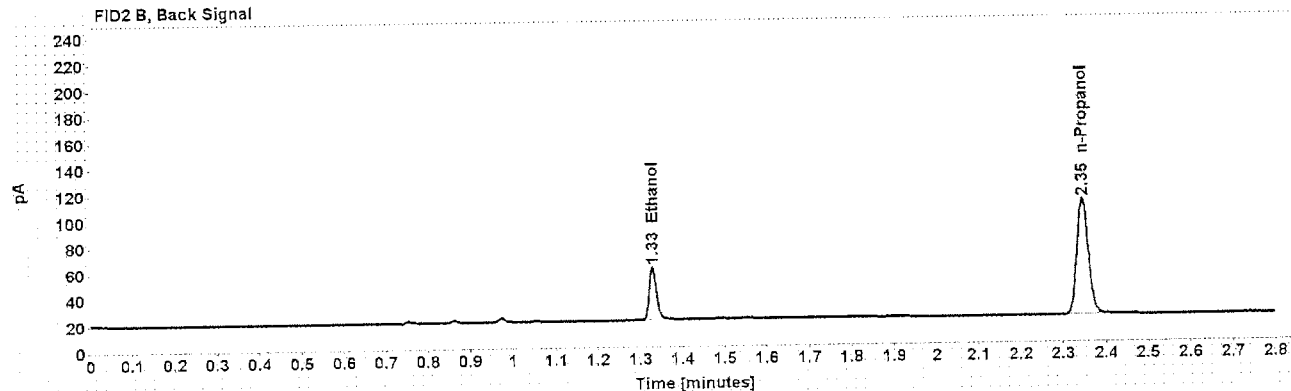
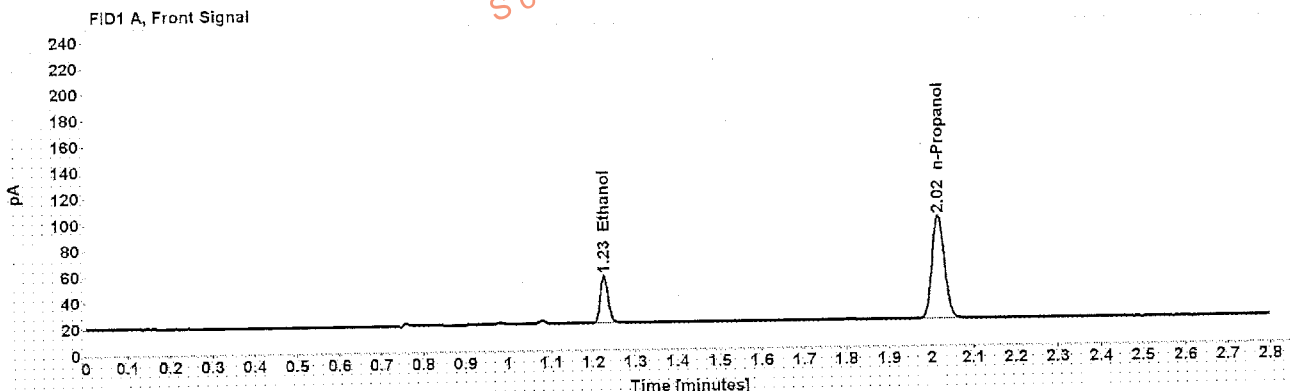


Table 1: FID 1 A (column DB-ALC1)

Compound	Amount (g/100mL)	Time (min)	Peak Area
>Ethanol	0.0837	1.227	46.924
n-Propanol	-----	2.017	161.376

Table 2: FID 2 B (column DB-ALC2)

Compound	Time (min)	Peak Area
Ethanol	1.329	47.506
n-Propanol	2.345	164.827

Scottsdale Police Department Crime Lab Volatiles Analysis

Sample:	L16- XXXXXXXXXX	Item number:	1099581
Injection date:	8/2/2016 8:45:59 PM	Vial:	27
Method:	ethanol.quant.M	Sequence:	02Aug16
Instrument:	US14173023.CN14160045	Analyst:	Langan
Data file:	C:\Chem32\1\Data\02Aug16\27.D		

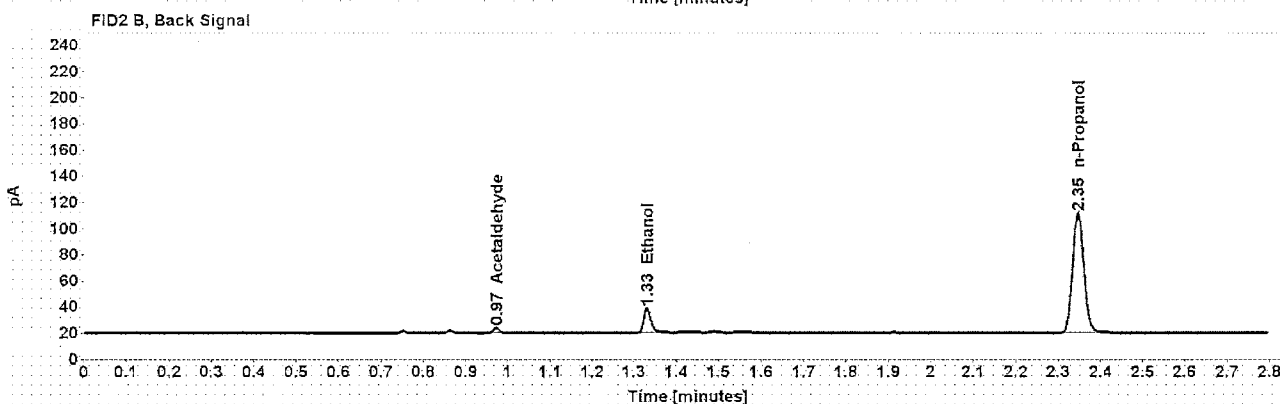
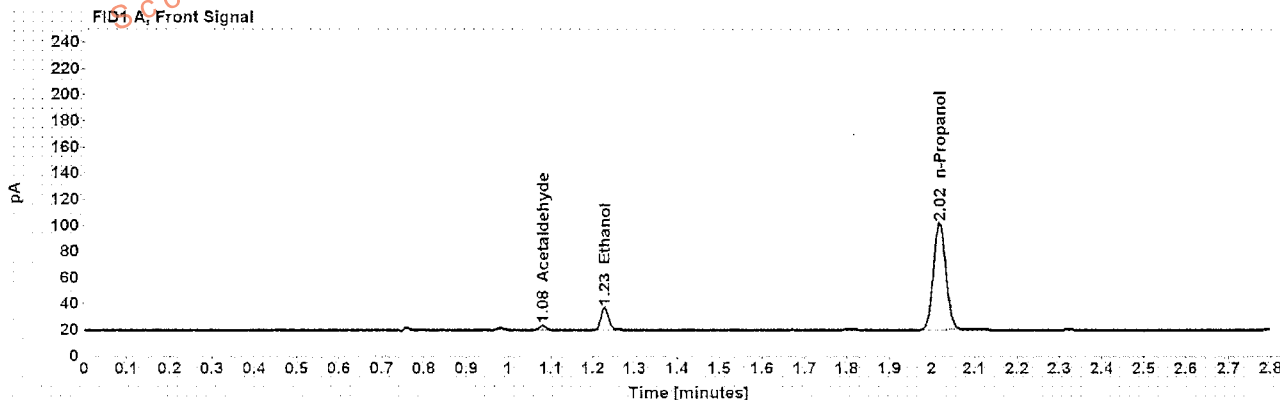


Table 1: FID 1 A (column DB-ALC1)

Compound	Amount (g/100mL)	Time (min)	Peak Area
Acetaldehyde	-----	1.080	3.482
>Ethanol	0.0386	1.228	22.017
n-Propanol	-----	2.017	167.704

Table 2: FID 2 B (column DB-ALC2)

Compound	Time (min)	Peak Area
Acetaldehyde	0.974	3.575
Ethanol	1.331	22.798
n-Propanol	2.346	171.139

Scottsdale Police Department Crime Lab Volatiles Analysis

Sample:	L16 [REDACTED]	Item number:	1099581
Injection date:	8/2/2016 8:49:59 PM	Vial:	28
Method:	ethanol quant M	Sequence:	02Aug16
Instrument:	US14173023 CN14160045	Analyst:	Langan
Data file:	C:\Chem321\1Data\02Aug16\28.D		

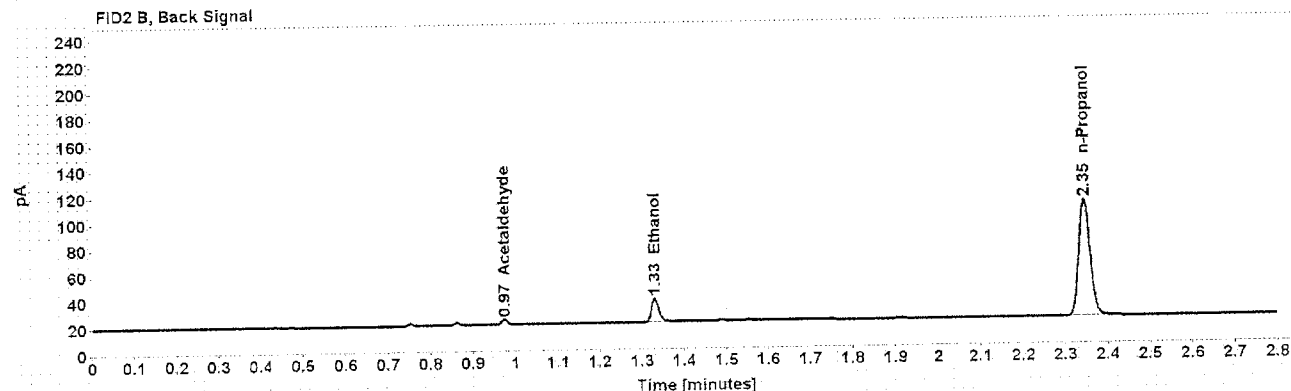
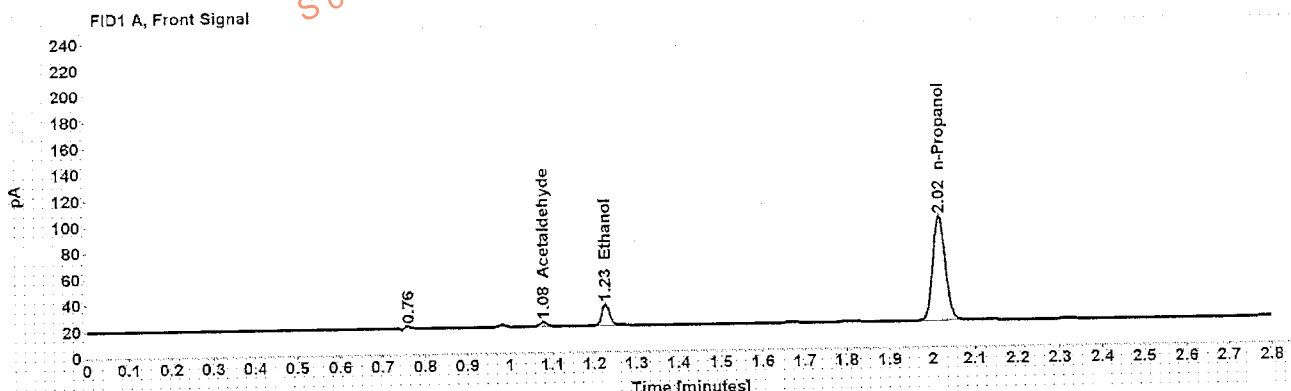


Table 1: FID 1 A (column DB-ALC1)

Compound	Amount (g/100mL)	Time (min)	Peak Area
Acetaldehyde	-----	1.080	3.531
>Ethanol	0.0380	1.227	21.080
n-Propanol	-----	2.017	163.021

Table 2: FID 2 B (column DB-ALC2)

Compound	Time (min)	Peak Area
Acetaldehyde	0.973	3.691
Ethanol	1.330	21.802
n-Propanol	2.345	166.644

Scottsdale Police Department Crime Lab Volatiles Analysis

Sample: L16 [REDACTED]	Item number: 1102117
Injection date: 8/2/2016 8:53:59 PM	Vial: 29
Method: ethanol quant.M	Sequence: 02Aug16
Instrument: US14173023 CN14160045	Analyst: Langan
Data file: C:\Chem32\1\Data\02Aug16\29.D	

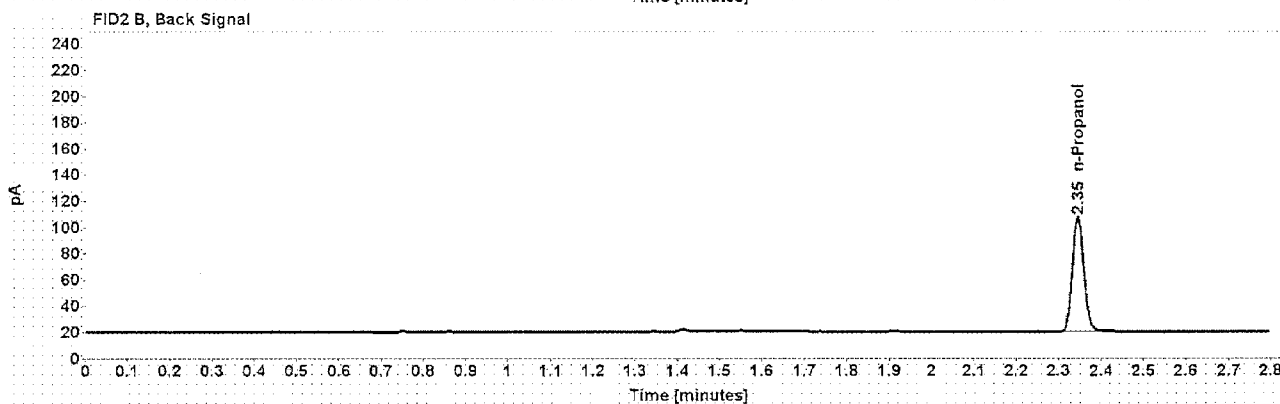
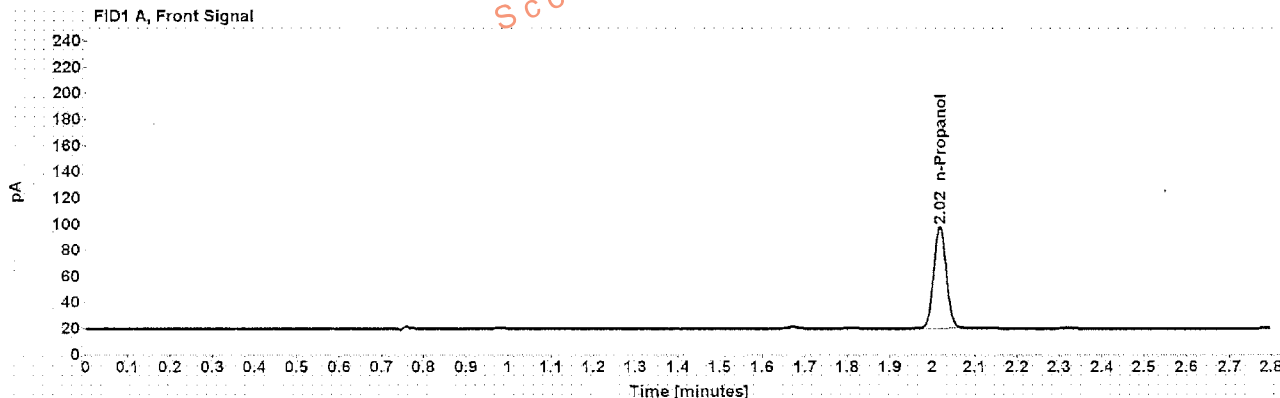


Table 1: FID 1 A (column DB-ALC1)

Compound	Amount (g/100mL)	Time (min)	Peak Area
n-Propanol	-----	2.017	159.753

Table 2: FID 2 B (column DB-ALC2)

Compound	Time (min)	Peak Area
n-Propanol	2.346	163.183

Scottsdale Police Department Crime Lab Volatiles Analysis

Sample:	L16 [REDACTED]	Item number:	1102117
Injection date:	8/2/2016 8:58:00 PM	Vial:	30
Method:	ethanol quant M	Sequence:	02Aug16
Instrument:	US14173023 CN14160045	Analyst:	Langan
Data file:	C:\Chem3211\Data\02Aug16\30.D		

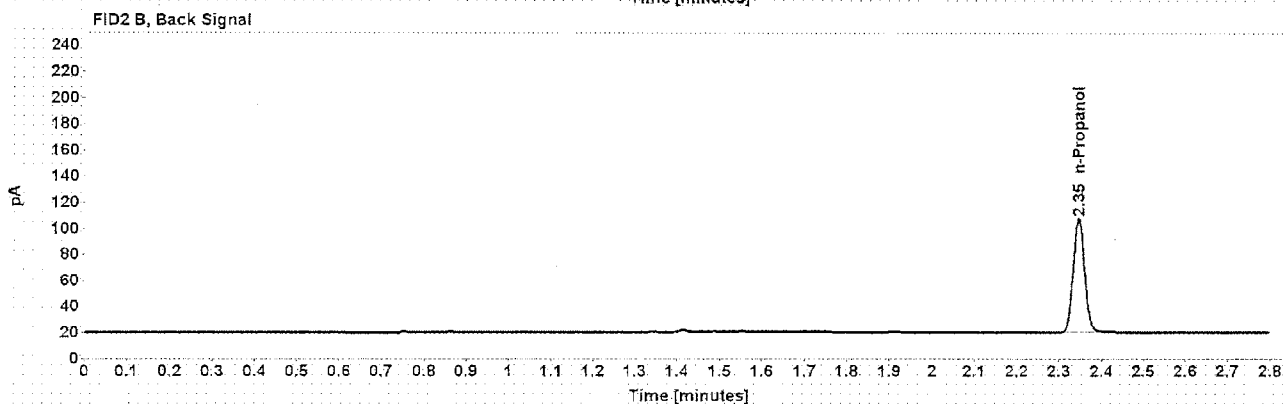
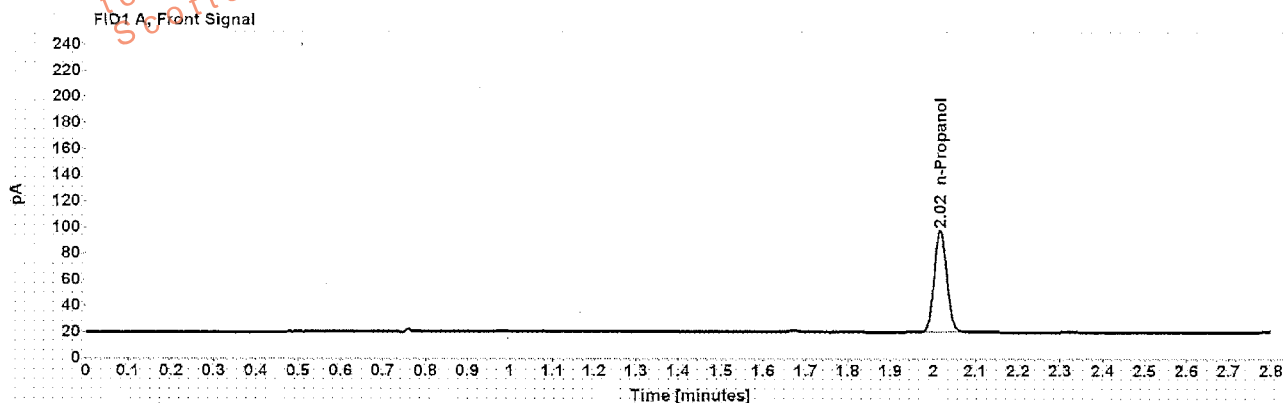


Table 1: FID 1 A (column DB-ALC1)

Compound	Amount (g/100mL)	Time (min)	Peak Area
n-Propanol	-----	2.017	159.858

Table 2: FID 2 B (column DB-ALC2)

Compound	Time (min)	Peak Area
n-Propanol	2.345	163.303

Scottsdale Police Department Crime Lab Volatiles Analysis

Sample:	L16 [REDACTED]	Item number:	1061707
Injection date:	8/2/2016 9:06:15 PM	Vial:	32
Method:	ethanol quant M	Sequence:	02Aug16
Instrument:	US14173023 CN14160045	Analyst:	Langan
Data file:	C:\Chem3211\Data\02Aug16\32.D		

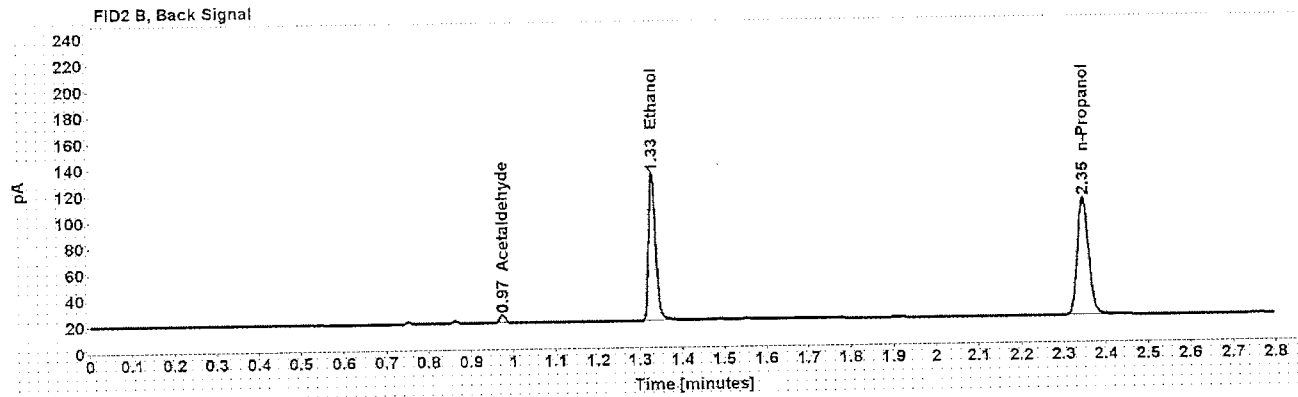
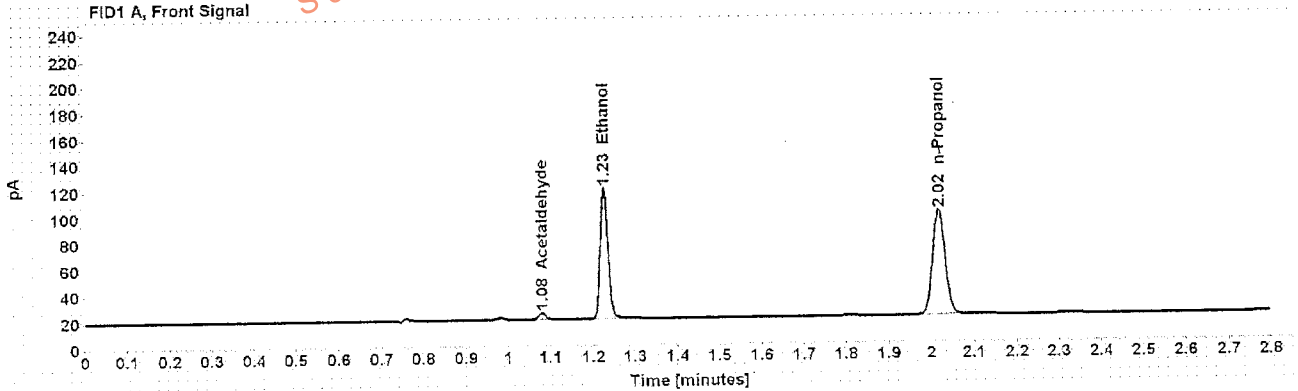


Table 1: FID 1 A (column DB-ALC1)

Compound	Amount (g/100mL)	Time (min)	Peak Area
Acetaldehyde	-----	1.080	5.231
>Ethanol	0.2237	1.227	128.695
n-Propanol	-----	2.017	163.769

Table 2: FID 2 B (column DB-ALC2)

Compound	Time (min)	Peak Area
Acetaldehyde	0.974	5.425
Ethanol	1.329	130.871
n-Propanol	2.346	167.155

Scottsdale Police Department Crime Lab Volatiles Analysis

Sample:	L16 [REDACTED]	Item number:	1061707
Injection date:	8/2/2016 9:10:15 PM	Vial:	33
Method:	ethanol quant.M	Sequence:	02Aug16
Instrument:	US14173023 CN14160045	Analyst:	Langan
Data file:	C:\Chem32\1\Data\02Aug16\33.D		

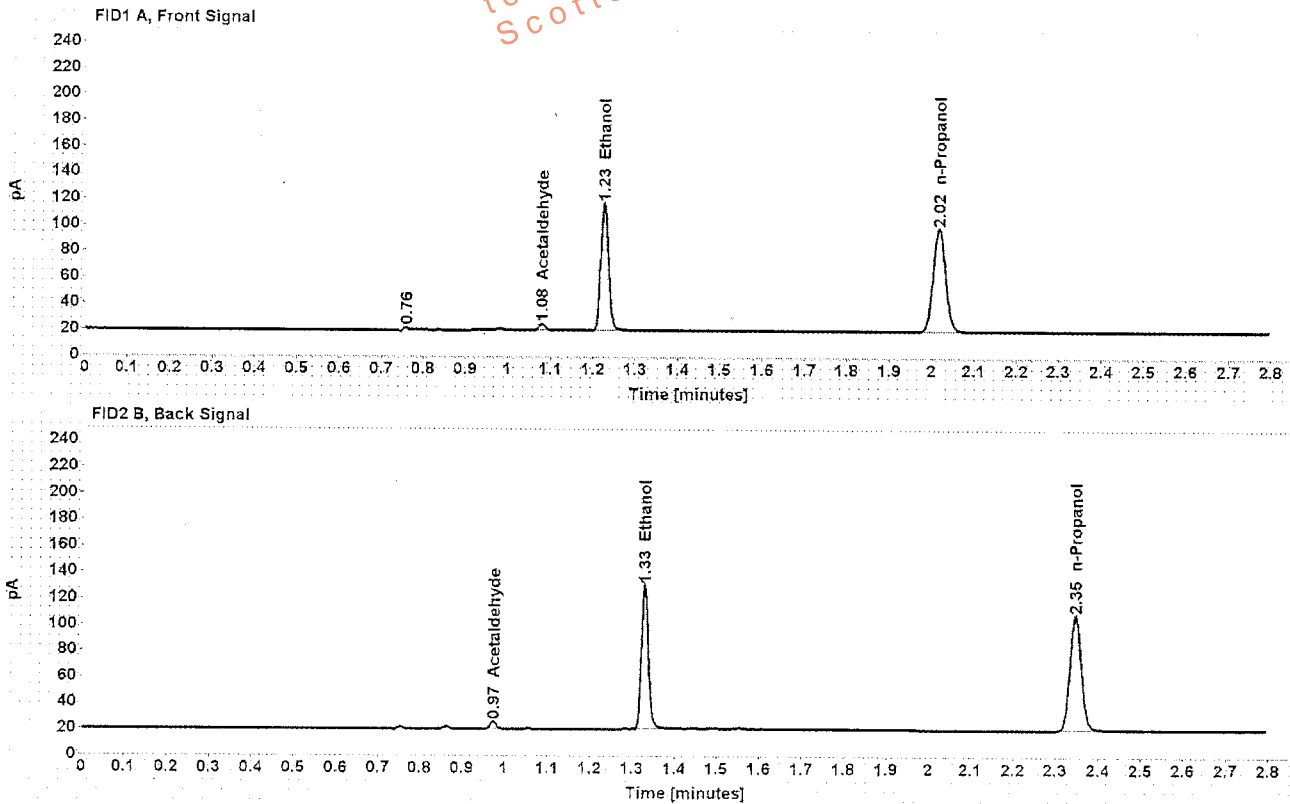


Table 1: FID 1 A (column DB-ALC1)

Compound	Amount (g/100mL)	Time (min)	Peak Area
Acetaldehyde	-----	1.080	5.125
>Ethanol	0.2212	1.226	125.550
n-Propanol	-----	2.017	161.521

Table 2: FID 2 B (column DB-ALC2)

Compound	Time (min)	Peak Area
Acetaldehyde	0.974	5.312
Ethanol	1.329	127.816
n-Propanol	2.346	164.911

Scottsdale Police Department Crime Lab Volatiles Analysis

Sample:	L16	Item number:	1101012
Injection date:	8/2/2016 9:14:14 PM	Vial:	34
Method:	ethanol quant.M	Sequence:	02Aug16
Instrument:	US14173023 CN14160045	Analyst:	Langan
Data file:	C:\Chem32\11\Data\02Aug16\34.D		

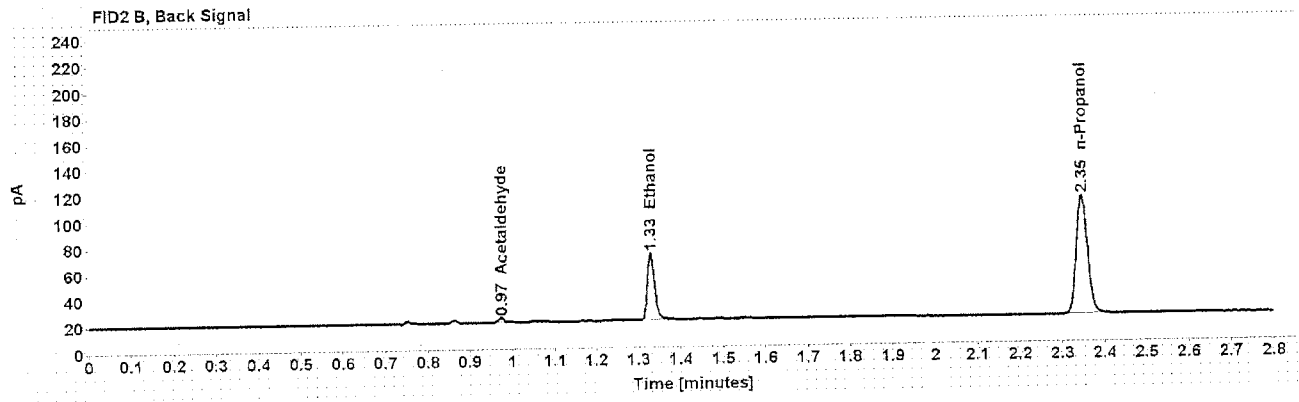
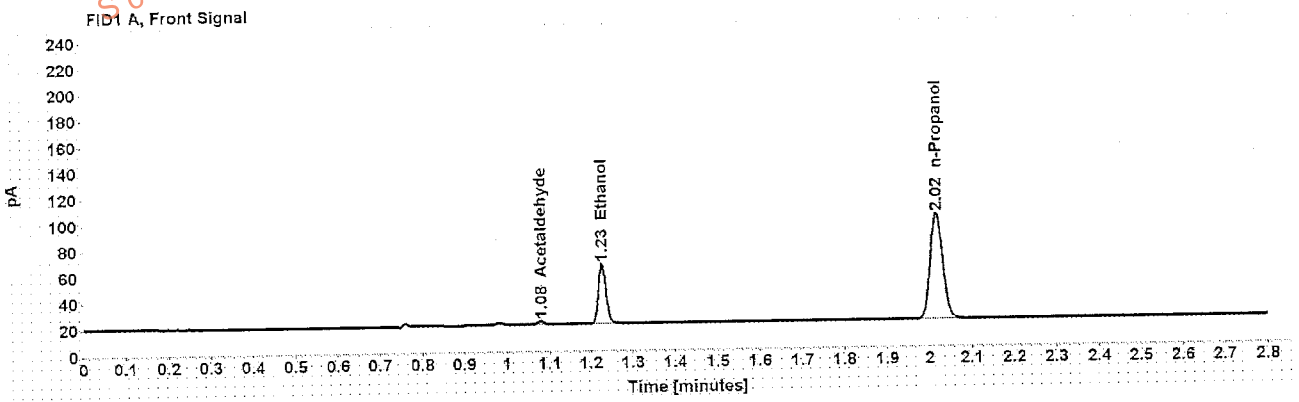


Table 1: FID 1 A (column DB-ALC1)

Compound	Amount (g/100mL)	Time (min)	Peak Area
Acetaldehyde	-----	1.080	2.863
>Ethanol	0.1025	1.227	59.084
n-Propanol	-----	2.018	165.277

Table 2: FID 2 B (column DB-ALC2)

Compound	Time (min)	Peak Area
Acetaldehyde	0.974	2.992
Ethanol	1.330	59.877
n-Propanol	2.347	168.919

Scottsdale Police Department Crime Lab Volatiles Analysis

Sample:	L16 [REDACTED]	Item number:	1101012
Injection date:	8/2/2016 9:18:15 PM	Vial:	35
Method:	ethanol quant.M	Sequence:	02Aug16
Instrument:	US14173023 CN14160045	Analyst:	Langan
Data file:	C:\Chem32\1\Data\02Aug16\35.D		

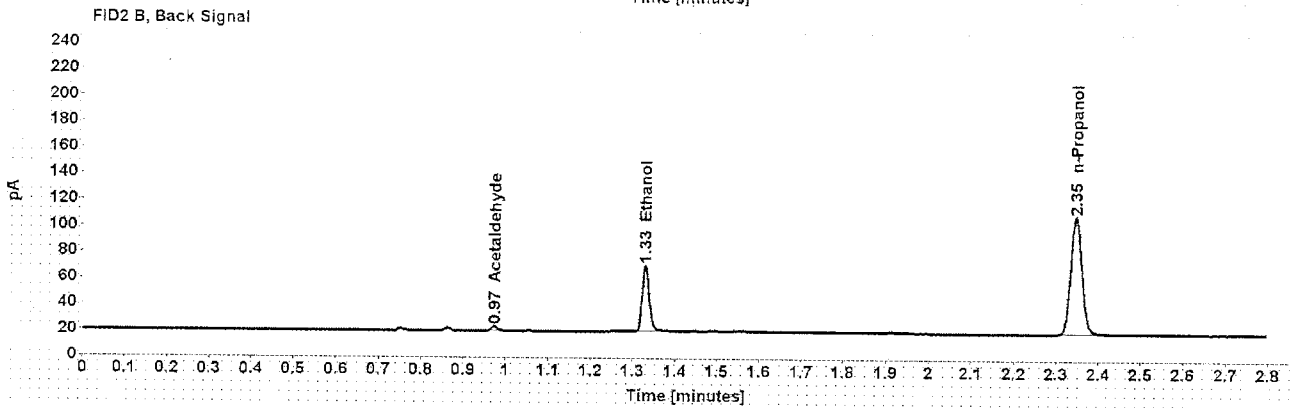
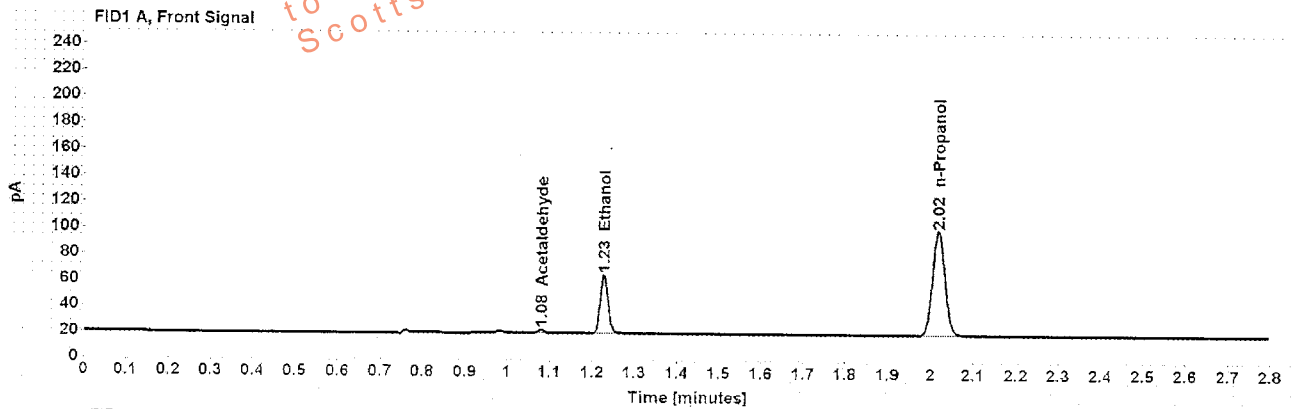


Table 1: FID 1 A (column DB-ALC1)

Compound	Amount (g/100mL)	Time (min)	Peak Area
Acetaldehyde	-----	1.080	2.835
>Ethanol	0.1019	1.227	58.238
n-Propanol	-----	2.017	164.031

Table 2: FID 2 B (column DB-ALC2)

Compound	Time (min)	Peak Area
Acetaldehyde	0.974	2.967
Ethanol	1.330	59.798
n-Propanol	2.346	167.599

Scottsdale Police Department Crime Lab Volatiles Analysis

Sample:	L16- [REDACTED]	Item number:	1101008
Injection date:	8/2/2016 9:22:15 PM	Vial:	36
Method:	ethanol quant.M	Sequence:	02Aug16
Instrument:	US14173023 CN14160045	Analyst:	Langan
Data file:	C:\Chem32\11\Data\02Aug16\36.D		

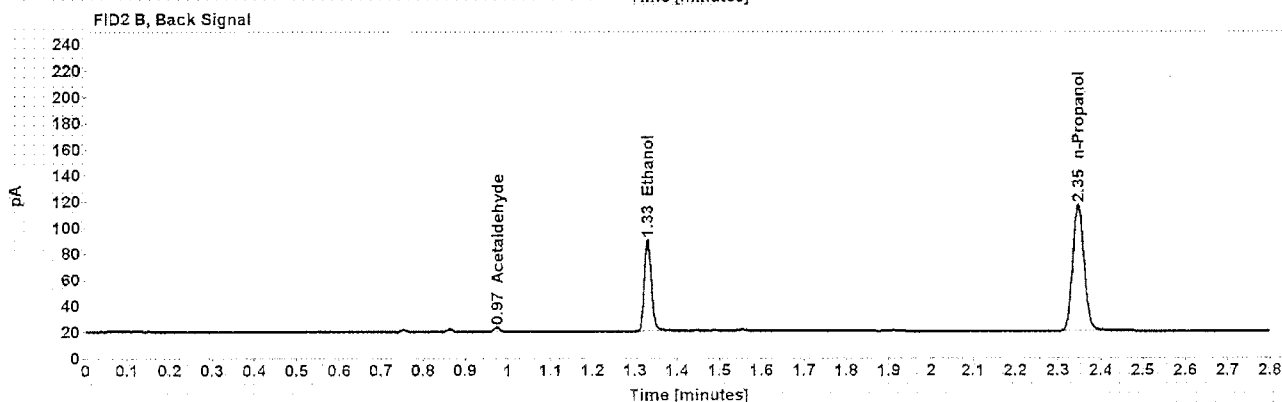
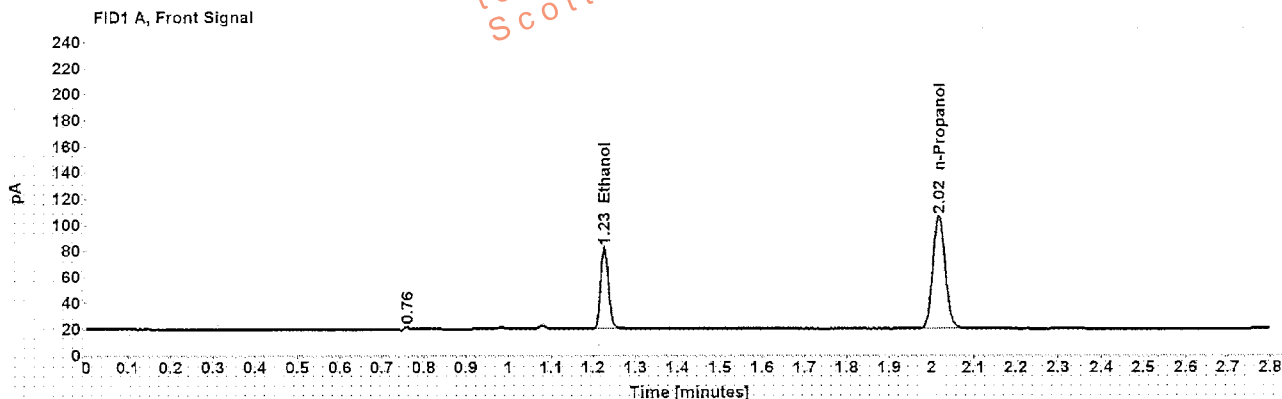


Table 1: FID 1 A (column DB-ALC1)

Compound	Amount (g/100mL)	Time (min)	Peak Area
>Ethanol	0.1304	1.227	80.528
n-Propanol	-----	2.017	176.637

Table 2: FID 2 B (column DB-ALC2)

Compound	Time (min)	Peak Area
Acetaldehyde	0.974	2.859
Ethanol	1.329	81.964
n-Propanol	2.346	180.140

Scottsdale Police Department Crime Lab Volatiles Analysis

Sample: L16 [REDACTED]	Item number: 1101008
Injection date: 8/2/2016 9:26:29 PM	Vial: 37
Method: ethanol quant.M	Sequence: 02Aug16
Instrument: US14373023 CN14160045	Analyst: Langan
Data file: C:\Chem3211\Data\02Aug16\37.D	

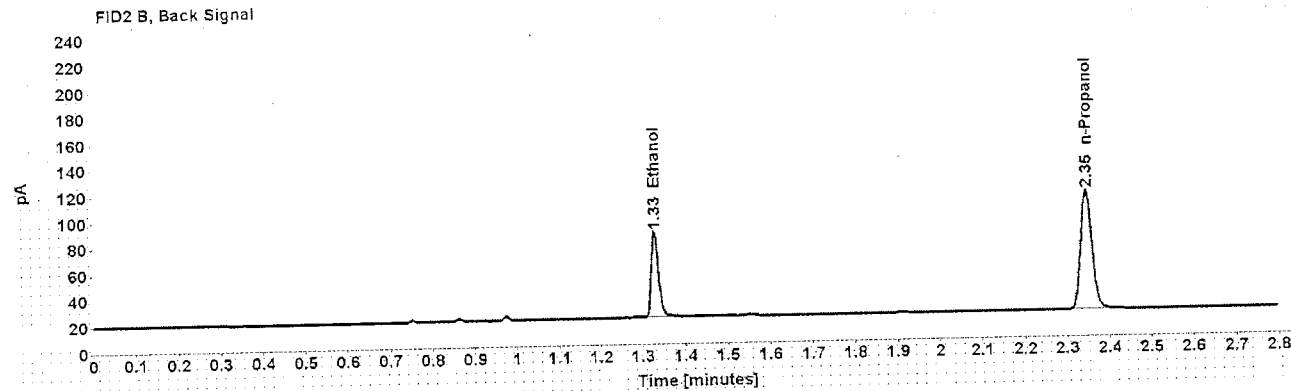
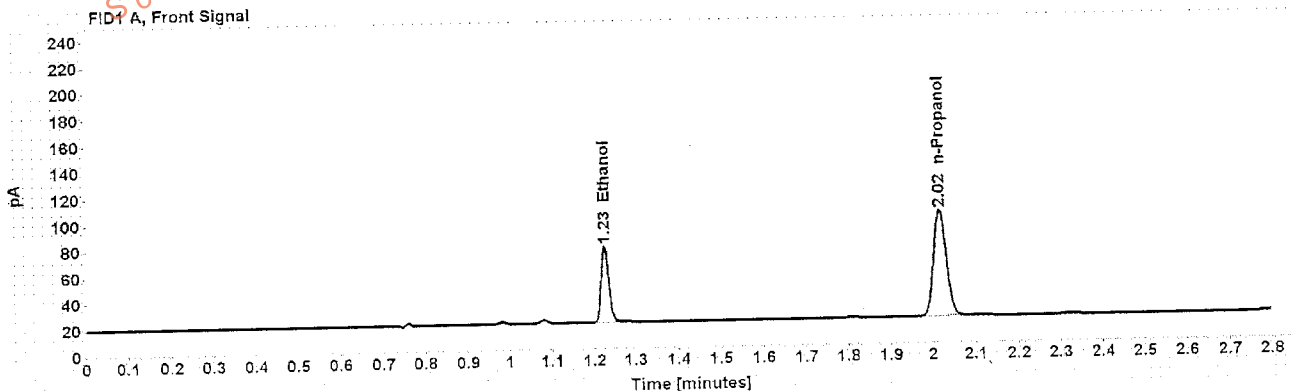


Table 1: FID 1 A (column DB-ALC1)

Compound	Amount (g/100mL)	Time (min)	Peak Area
>Ethanol	0.1295	1.227	75.244
n-Propanol	-----	2.017	166.139

Table 2: FID 2 B (column DB-ALC2)

Compound	Time (min)	Peak Area
Ethanol	1.329	76.379
n-Propanol	2.346	169.571

Scottsdale Police Department Crime Lab Volatiles Analysis

Sample:	L16 [REDACTED]	Item number:	000001A
Injection date:	8/2/2016 9:30:30 PM	Vial:	38
Method:	ethanol quant M	Sequence:	02Aug16
Instrument:	US14173023 CN14160045	Analyst:	Langan
Data file:	C:\Chem3211\Data\02Aug16\38.D		

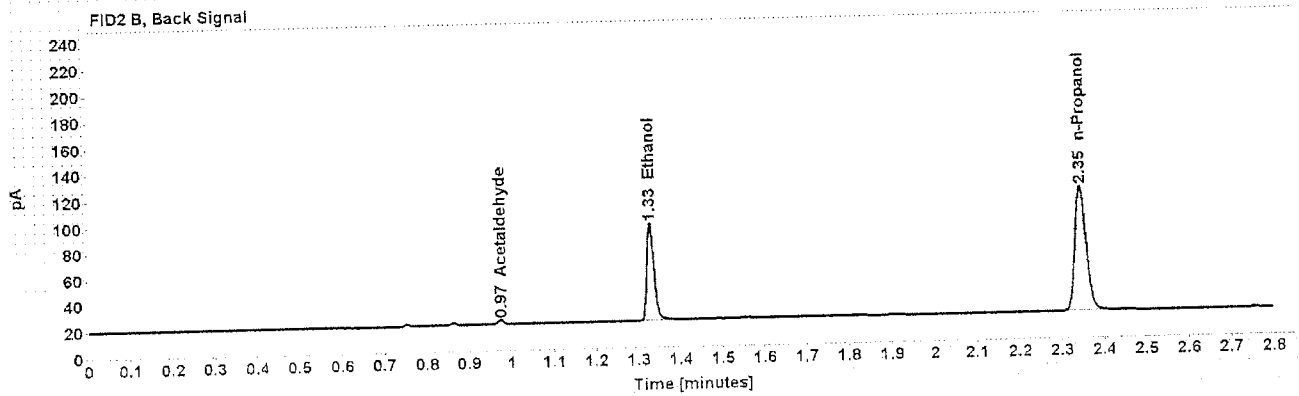
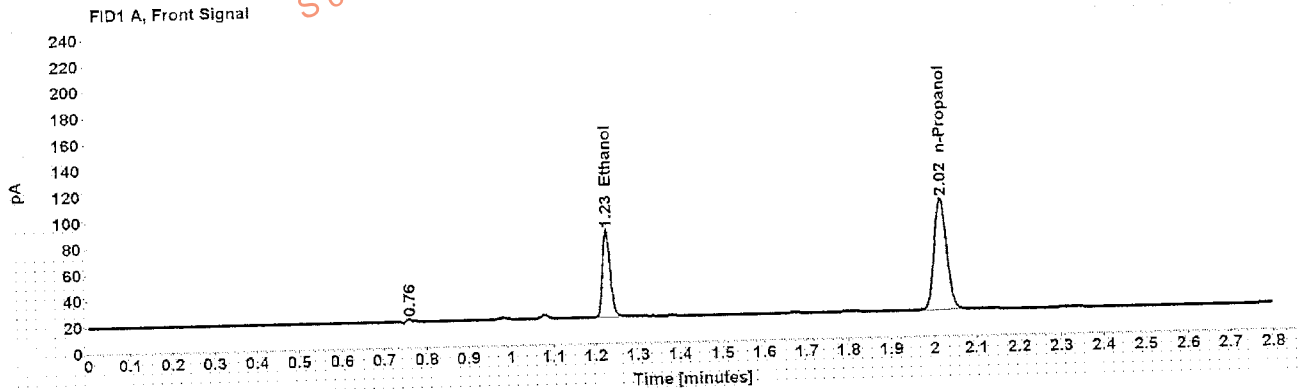


Table 1: FID 1 A (column DB-ALC1)

Compound	Amount (g/100mL)	Time (min)	Peak Area
>Ethanol	0.1402	1.227	85.493
n-Propanol	-----	2.017	174.202

Table 2: FID 2 B (column DB-ALC2)

Compound	Time (min)	Peak Area
Acetaldehyde	0.974	2.841
Ethanol	1.329	87.010
n-Propanol	2.346	177.785

Scottsdale Police Department Crime Lab Volatiles Analysis

Sample:	L16- [REDACTED]	Item number:	000001A
Injection date:	8/2/2016 9:34:29 PM	Vial:	39
Method:	ethanol quant.M	Sequence:	02Aug16
Instrument:	US14173023 CN14160045	Analyst:	Langan
Data file:	C:\Chem32\1\Data\02Aug16\39.D		

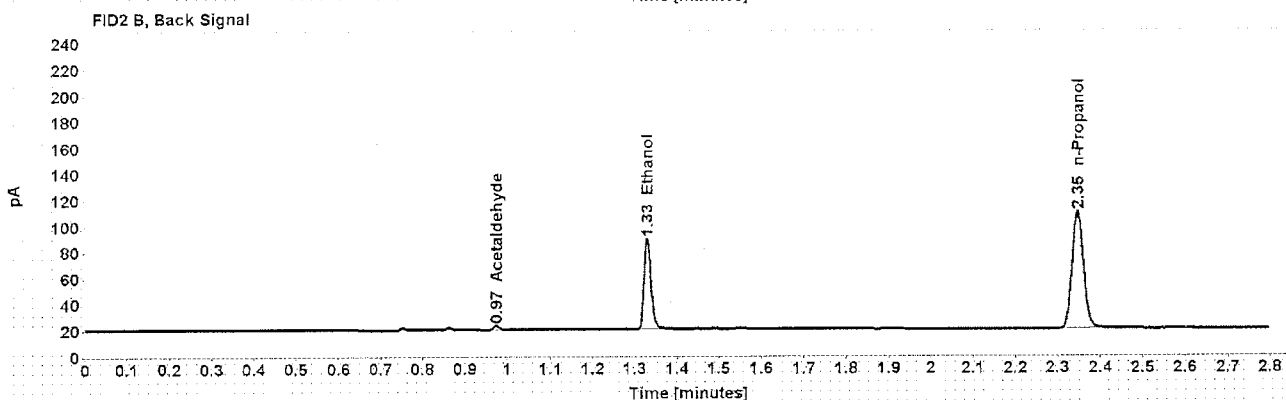
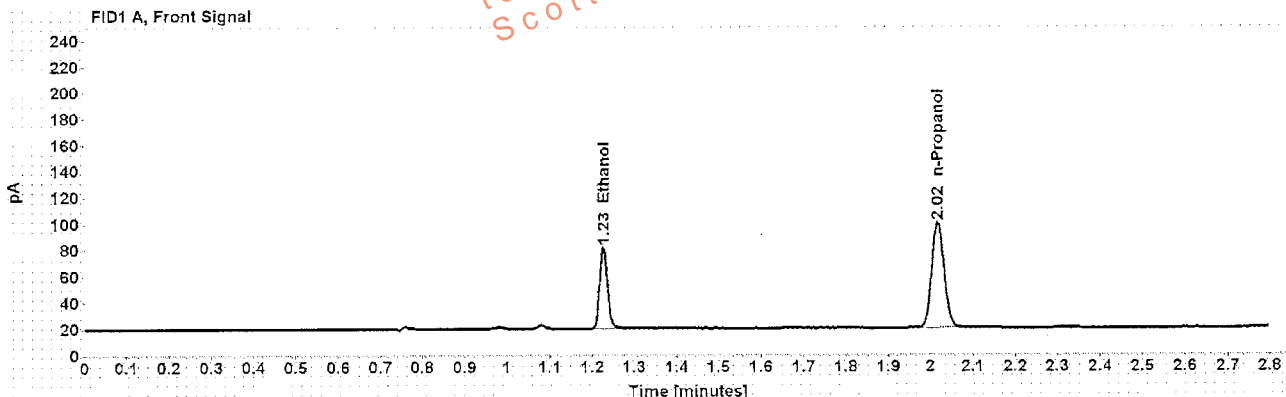


Table 1: FID 1 A (column DB-ALC1)

Compound	Amount (g/100mL)	Time (min)	Peak Area
>Ethanol	0.1392	1.227	79.732
n-Propanol	-----	2.017	163.662

Table 2: FID 2 B (column DB-ALC2)

Compound	Time (min)	Peak Area
Acetaldehyde	0.974	2.874
Ethanol	1.329	81.079
n-Propanol	2.346	167.106

Scottsdale Police Department Crime Lab Volatiles Analysis

Sample:	L16 [REDACTED]	Item number:	000001A
Injection date:	8/2/2016 9:38:30 PM	Vial:	40
Method:	ethanol quant.M	Sequence:	02Aug16
Instrument:	US14173023 ON14160045	Analyst:	Langan
Data file:	C:\Chem32\1\Data\02Aug16\40.D		

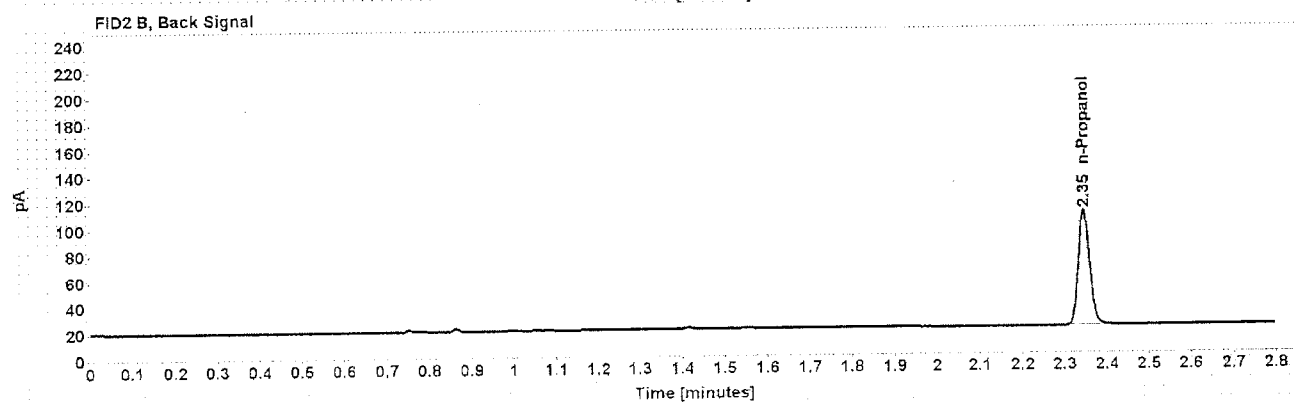
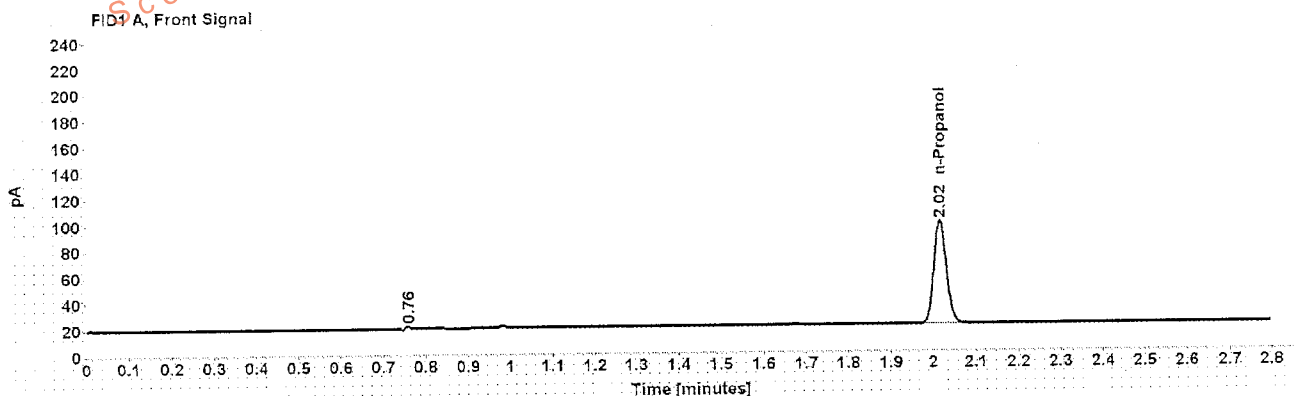


Table 1: FID 1 A (column DB-ALC1)

Compound	Amount (g/100mL)	Time (min)	Peak Area
n-Propanol	-----	2.017	160.873

Table 2: FID 2 B (column DB-ALC2)

Compound	Time (min)	Peak Area
n-Propanol	2.345	164.342

Scottsdale Police Department Crime Lab Volatiles Analysis

Sample:	L16 [REDACTED]	Item number:	000001A
Injection date:	8/2/2016 9:42:30 PM	Vial:	41
Method:	ethanol quant.M	Sequence:	02Aug16
Instrument:	US14173023-CN14160045	Analyst:	Langan
Data file:	C:\Chem321\Data\02Aug16\41.D		

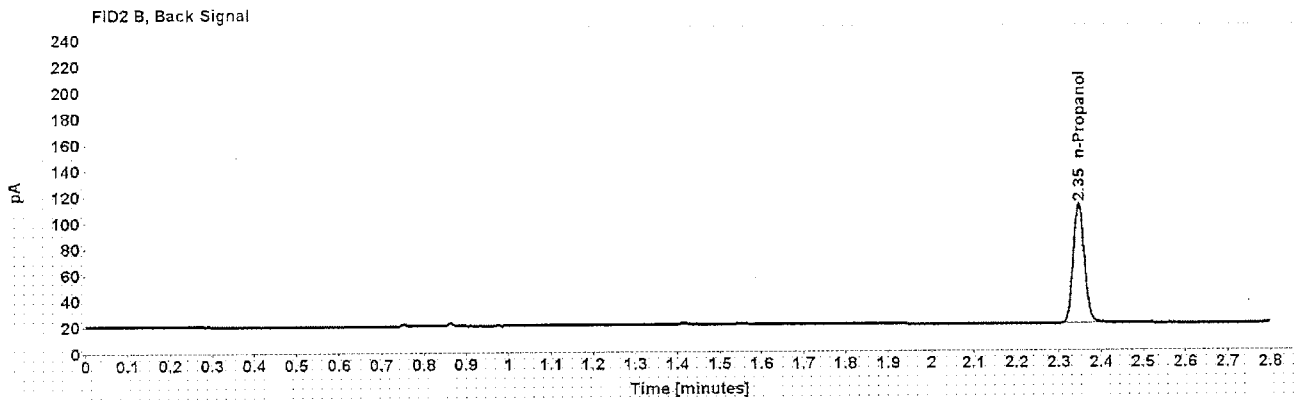
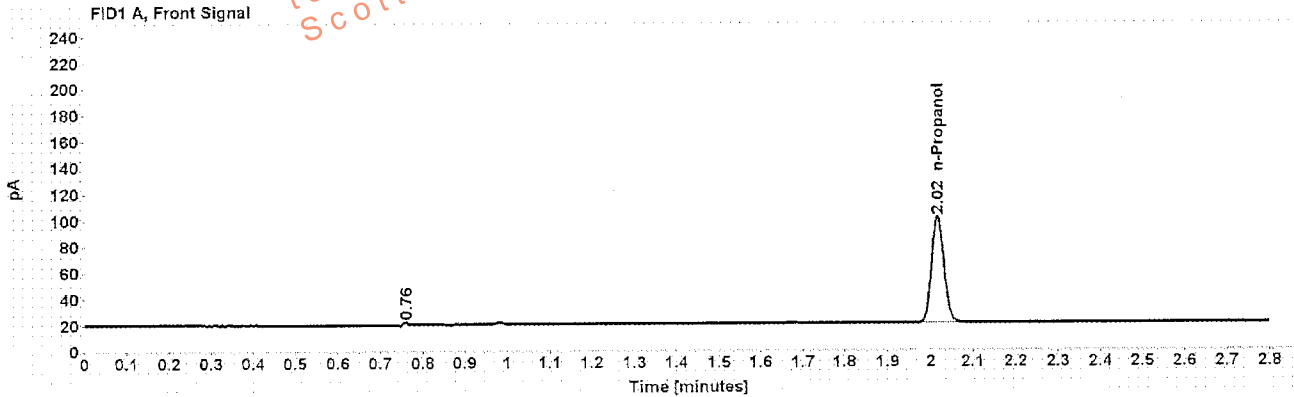


Table 1: FID 1 A (column DB-ALC1)

Compound	Amount (g/100mL)	Time (min)	Peak Area
n-Propanol	-----	2.017	166.257

Table 2: FID 2 B (column DB-ALC2)

Compound	Time (min)	Peak Area
n-Propanol	2.346	169.766

Scottsdale Police Department Crime Lab Volatiles Analysis

Sample:	L16 [REDACTED]	Item number:	1058349
Injection date:	8/2/2016 9:50:46 PM	Vial:	43
Method:	ethanol quant.M	Sequence:	02Aug16
Instrument:	US14173023 CN14160045	Analyst:	Langan
Data file:	C:\Chem32\1\Data\02Aug16\43.D		

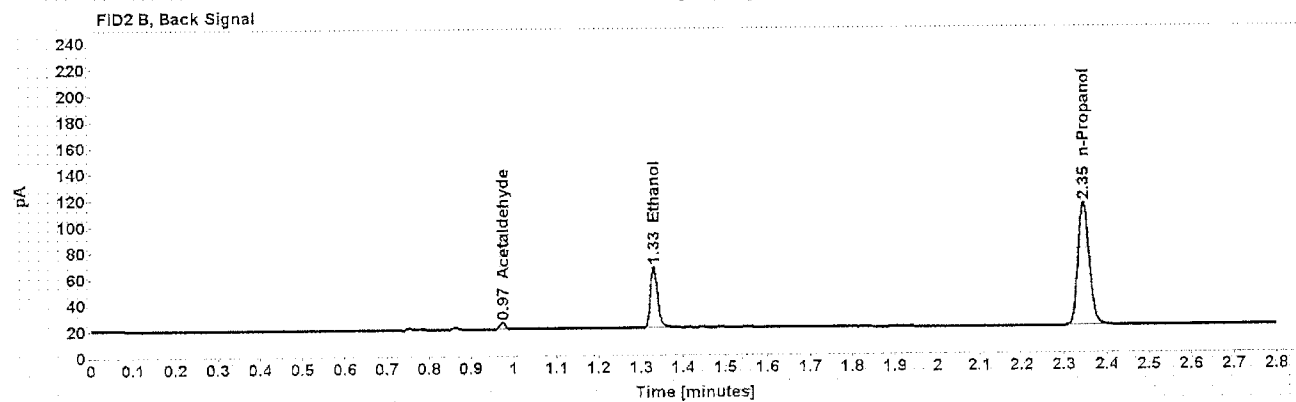
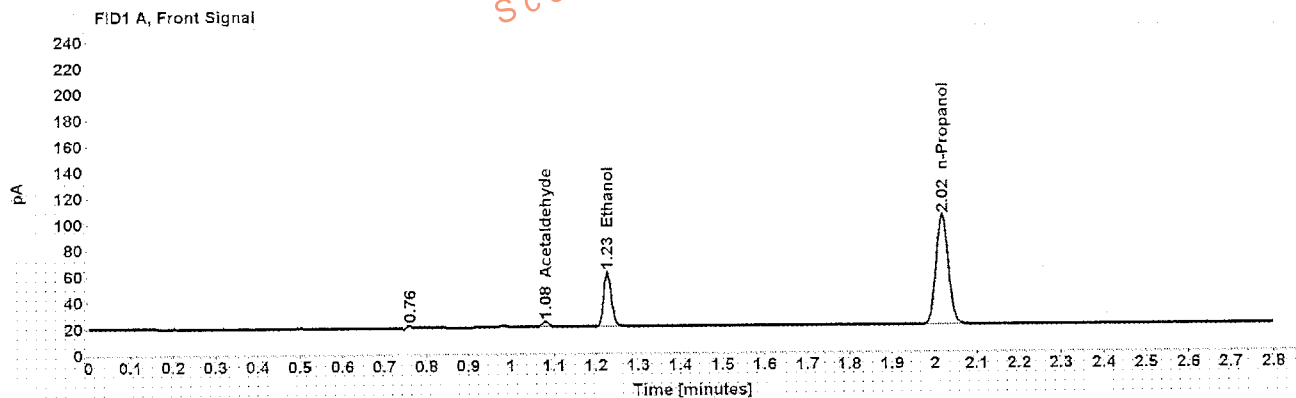


Table 1: FID 1 A (column DB-ALC1)

Compound	Amount (g/100mL)	Time (min)	Peak Area
Acetaldehyde	-----	1.080	4.480
>Ethanol	0.0903	1.227	53.744
n-Propanol	-----	2.017	171.026

Table 2: FID 2 B (column DB-ALC2)

Compound	Time (min)	Peak Area
Acetaldehyde	0.974	4.622
Ethanol	1.330	54.597
n-Propanol	2.346	174.741

Scottsdale Police Department Crime Lab Volatiles Analysis

Sample:	L16 [REDACTED]	Item number:	1058349
Injection date:	8/2/2016 9:54:45 PM	Vial:	44
Method:	ethanol quant M	Sequence:	02Aug16
Instrument:	US14173023 CN14160045	Analyst:	Langan
Data file:	C:\Chem3211\Data\02Aug16\44.D		

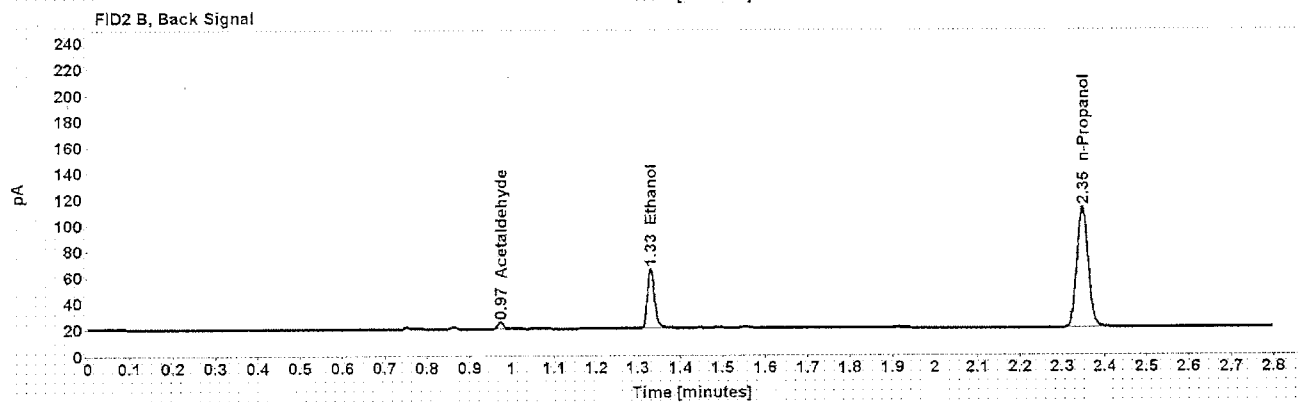
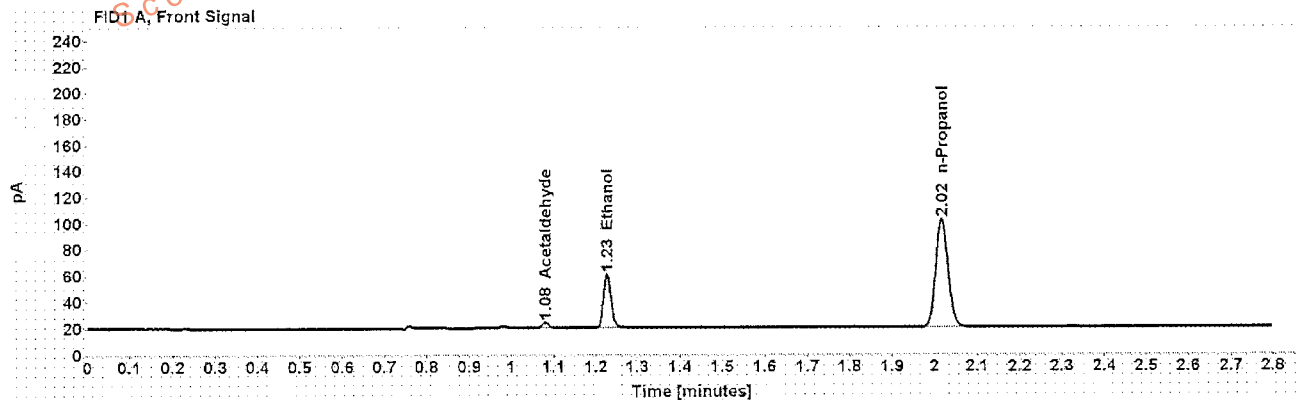


Table 1: FID 1 A (column DB-ALC1)

Compound	Amount (g/100mL)	Time (min)	Peak Area
Acetaldehyde	-----	1.080	4.525
>Ethanol	0.0899	1.227	52.650
n-Propanol	-----	2.017	168.400

Table 2: FID 2 B (column DB-ALC2)

Compound	Time (min)	Peak Area
Acetaldehyde	0.974	4.638
Ethanol	1.330	53.523
n-Propanol	2.346	171.988

Scottsdale Police Department Crime Lab Volatiles Analysis

Sample: L16 [REDACTED]	Item number: 1100066
Injection date: 8/2/2016 9:58:45 PM	Vial: 45
Method: ethanol quant.M	Sequence: 02Aug16
Instrument: US14173023.CN14160045	Analyst: Langan
Data file: C:\Chem321\1\Data\02Aug16\45.D	

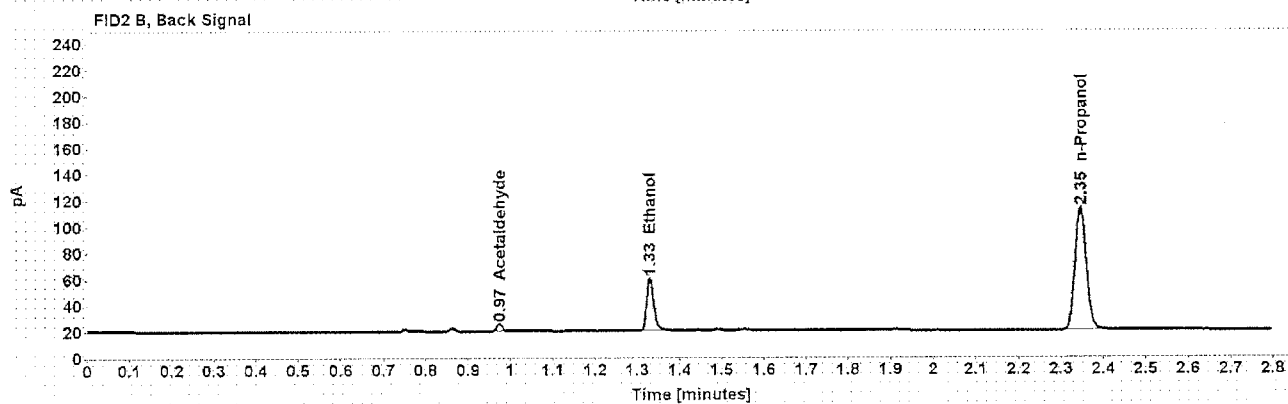
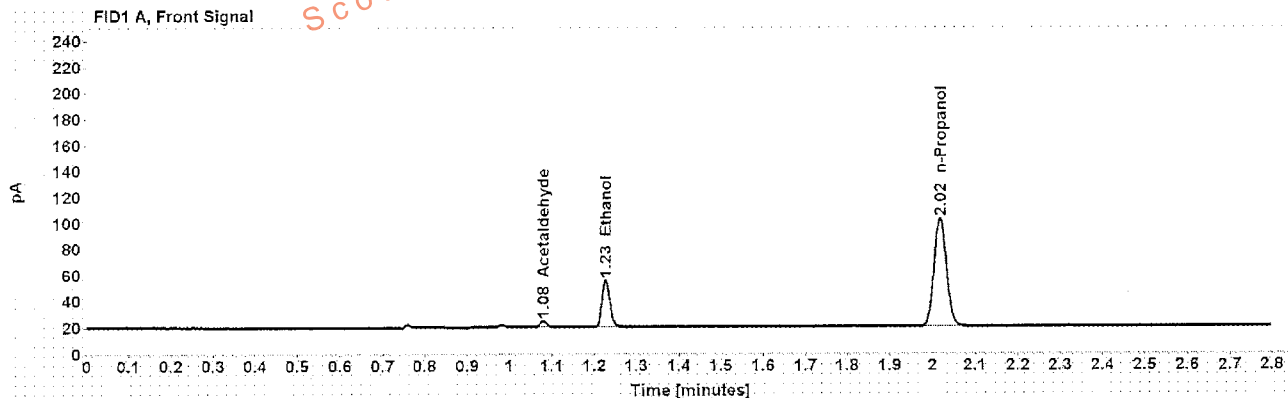


Table 1: FID 1 A (column DB-ALC1)

Compound	Amount (g/100mL)	Time (min)	Peak Area
Acetaldehyde	-----	1.080	4.977
>Ethanol	0.0786	1.227	46.233
n-Propanol	-----	2.017	169.573

Table 2: FID 2 B (column DB-ALC2)

Compound	Time (min)	Peak Area
Acetaldehyde	0.974	5.179
Ethanol	1.330	47.550
n-Propanol	2.346	173.412

Scottsdale Police Department Crime Lab Volatiles Analysis

Sample: L16- [REDACTED] Item number: 1100066
 Injection date: 8/2/2016 10:02:46 PM Vial: 46
 Method: ethanol quant.M Sequence: 02Aug16
 Instrument: US14173023 CN14160045 Analyst: Langan
 Data file: C:\Chem32\11\Data\02Aug16\46.D

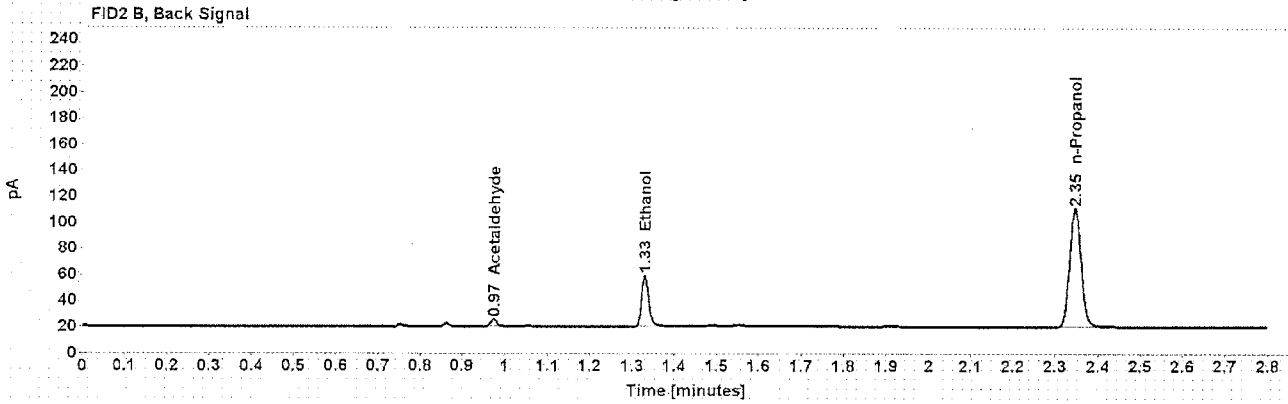
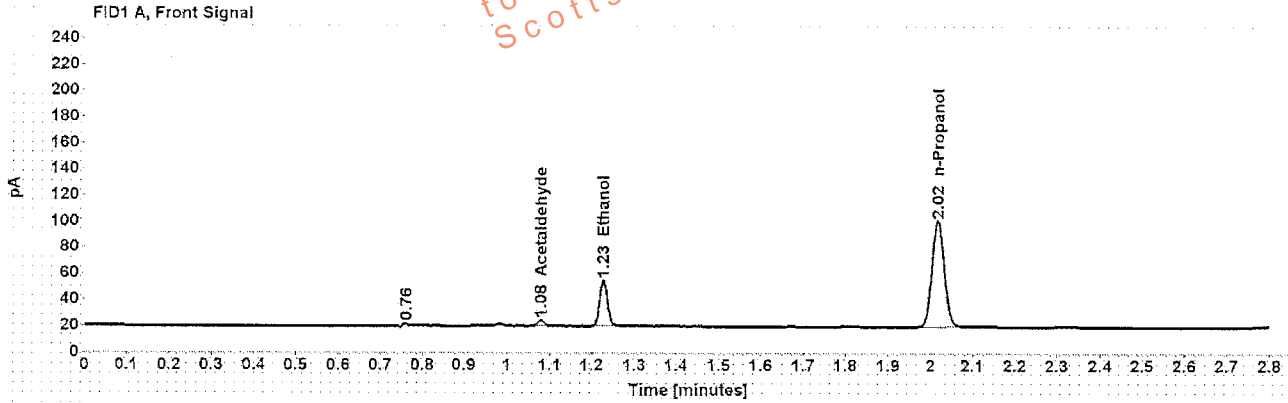


Table 1: FID 1 A (column DB-ALC1)

Compound	Amount (g/100mL)	Time (min)	Peak Area
Acetaldehyde	-----	1.080	4.940
>Ethanol	0.0785	1.227	45.272
n-Propanol	-----	2.017	166.076

Table 2: FID 2 B (column DB-ALC2)

Compound	Time (min)	Peak Area
Acetaldehyde	0.974	5.114
Ethanol	1.330	46.577
n-Propanol	2.346	169.743

Scottsdale Police Department Crime Lab Volatiles Analysis

Sample: L16 [REDACTED]	Item number: 1095323
Injection date: 8/2/2016 10:06:45 PM	Vial: 47
Method: ethanol quant.M	Sequence: 02Aug16
Instrument: US14173023 CN14160045	Analyst: Langan
Data file: C:\Chem32\1\Data\02Aug16\47.D	

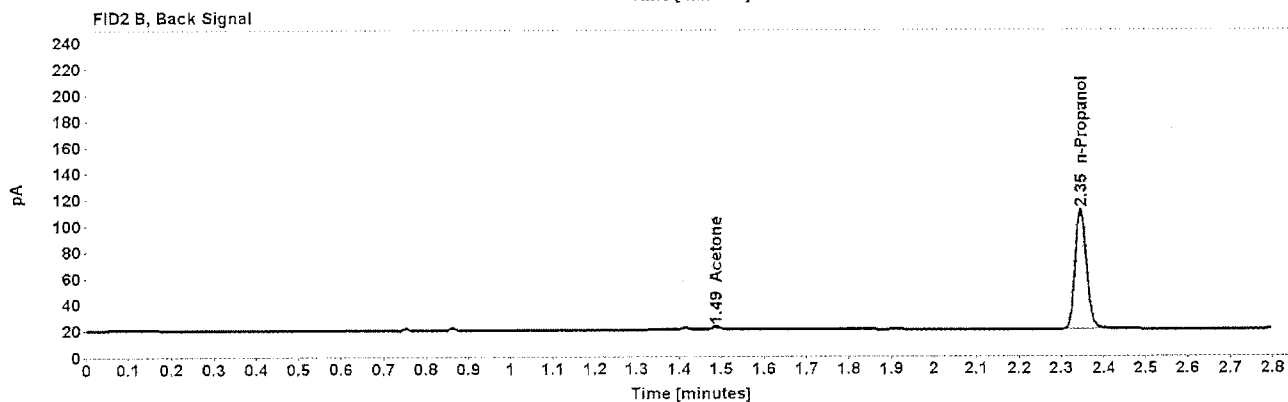
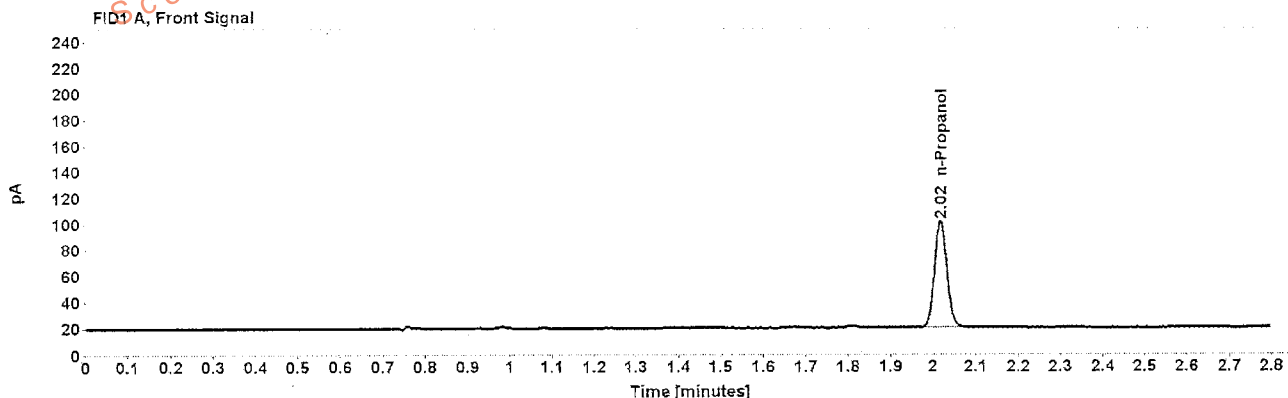


Table 1: FID 1 A (column DB-ALC1)

Compound	Amount (g/100mL)	Time (min)	Peak Area
n-Propanol	-----	2.017	167.535

Table 2: FID 2 B (column DB-ALC2)

Compound	Time (min)	Peak Area
Acetone	1.487	2.936
n-Propanol	2.346	170.724

Scottsdale Police Department Crime Lab Volatiles Analysis

Sample:	L16 [REDACTED]	Item number:	1095323
Injection date:	8/2/2016 10:10:45 PM	Vial:	48
Method:	ethanol quant.M	Sequence:	02Aug16
Instrument:	US14173023 CN14160045	Analyst:	Langan
Data file:	C:\Chem321\1Data\02Aug16\48.D		

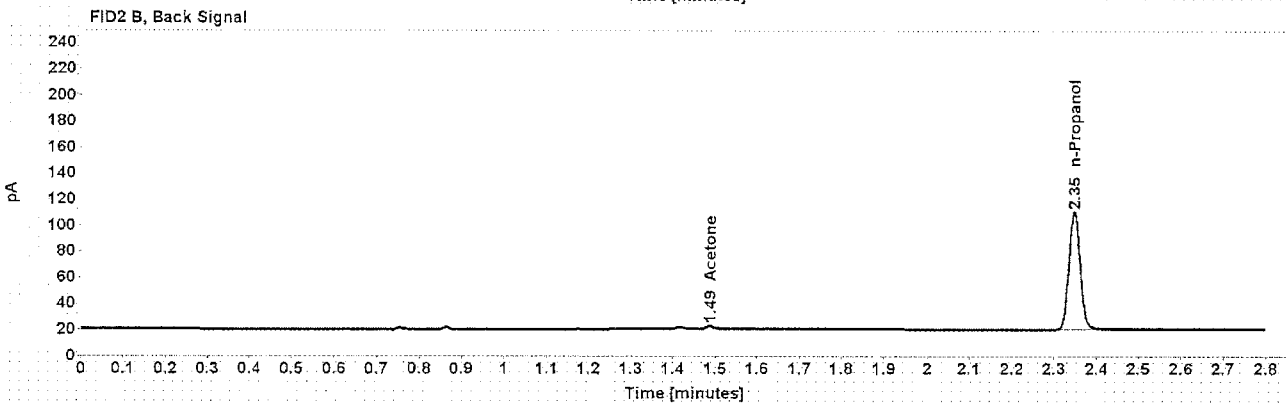
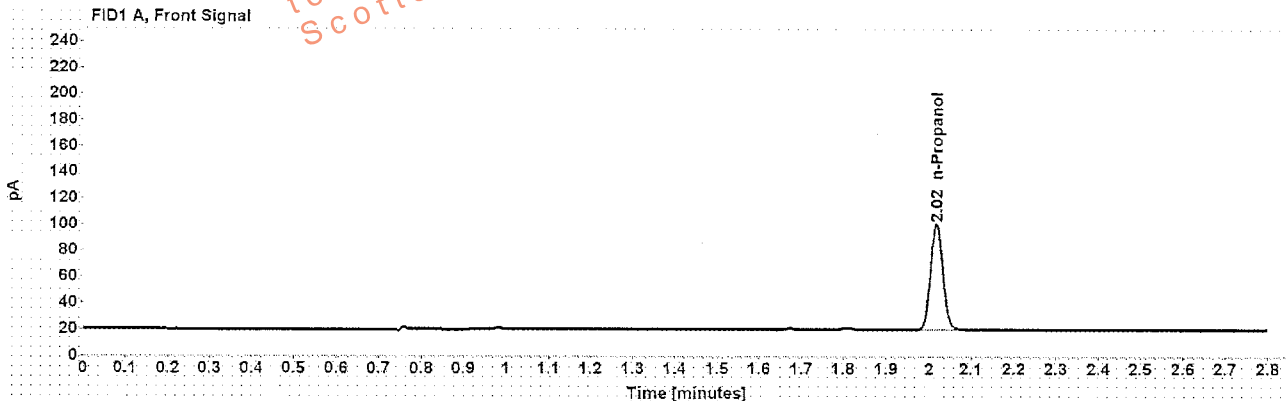


Table 1: FID 1 A (column DB-ALC1)

Compound	Amount (g/100mL)	Time (min)	Peak Area
n-Propanol	-----	2.017	165.602

Table 2: FID 2 B (column DB-ALC2)

Compound	Time (min)	Peak Area
Acetone	1.488	2.899
n-Propanol	2.346	168.507

Scottsdale Police Department Crime Lab Volatiles Analysis

Sample:	L16- XXXXXXXXXX	Item number:	169-01A
Injection date:	8/2/2016 10:15:00 PM	Vial:	49
Method:	ethanol quant.M	Sequence:	02Aug16
Instrument:	US14173023 CN14160045	Analyst:	Langan
Data file:	C:\Chem32\1\Data\02Aug16\49.D		

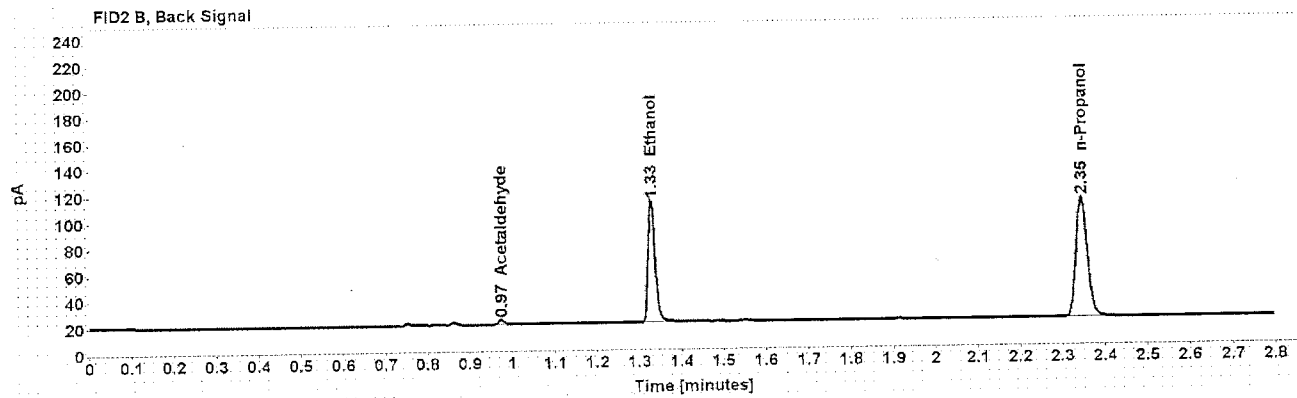
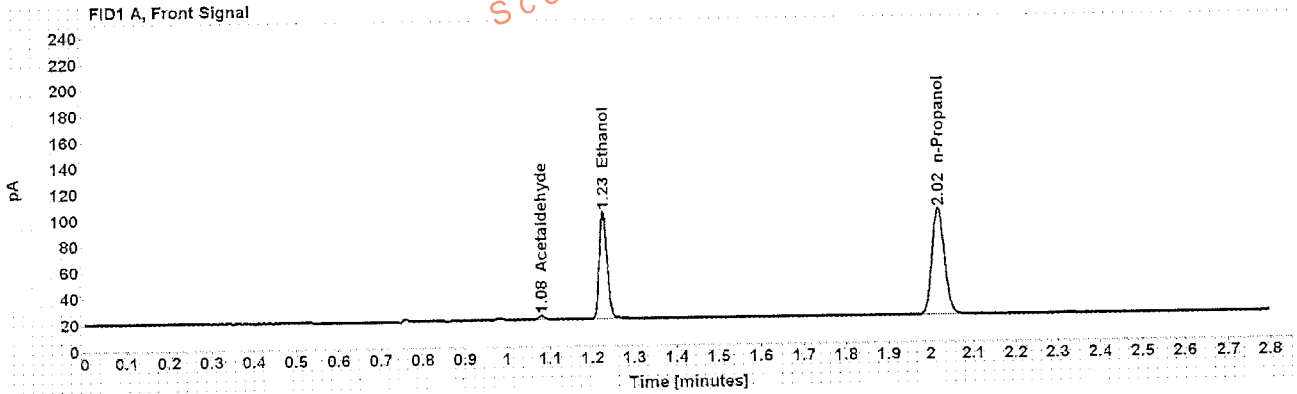


Table 1: FID 1 A (column DB-ALC1)

Compound	Amount (g/100mL)	Time (min)	Peak Area
Acetaldehyde	-----	1.080	3.060
>Ethanol	0.1818	1.227	105.955
n-Propanol	-----	2.017	166.096

Table 2: FID 2 B (column DB-ALC2)

Compound	Time (min)	Peak Area
Acetaldehyde	0.974	3.197
Ethanol	1.329	107.887
n-Propanol	2.347	169.764

Scottsdale Police Department Crime Lab Volatiles Analysis

Sample:	L16- [REDACTED]	Item number:	169-01A
Injection date:	8/2/2016 10:19:00 PM	Vial:	50
Method:	ethanol quant.M	Sequence:	02Aug16
Instrument:	US14173023 CN14160045	Analyst:	Langan
Data file:	C:\Chem3211\Data\02Aug16\50.D		

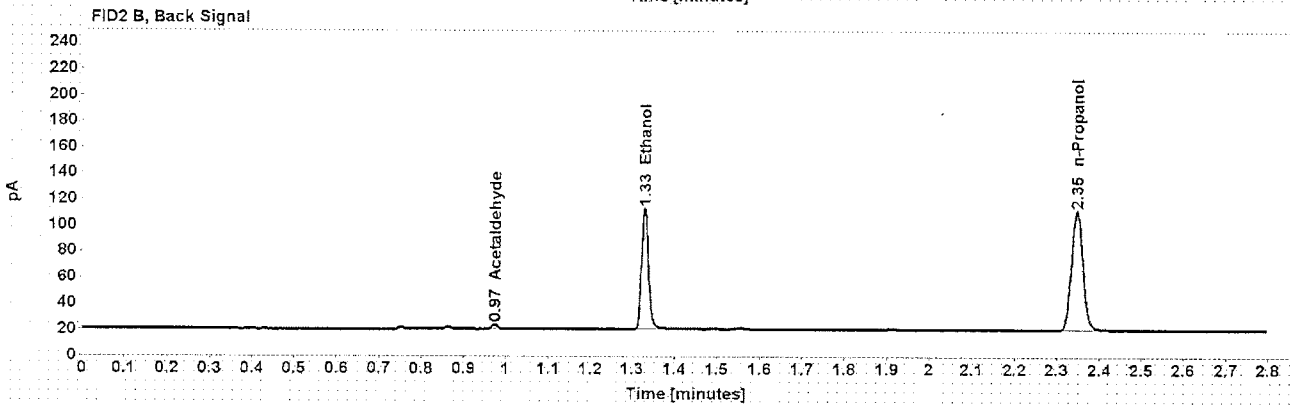
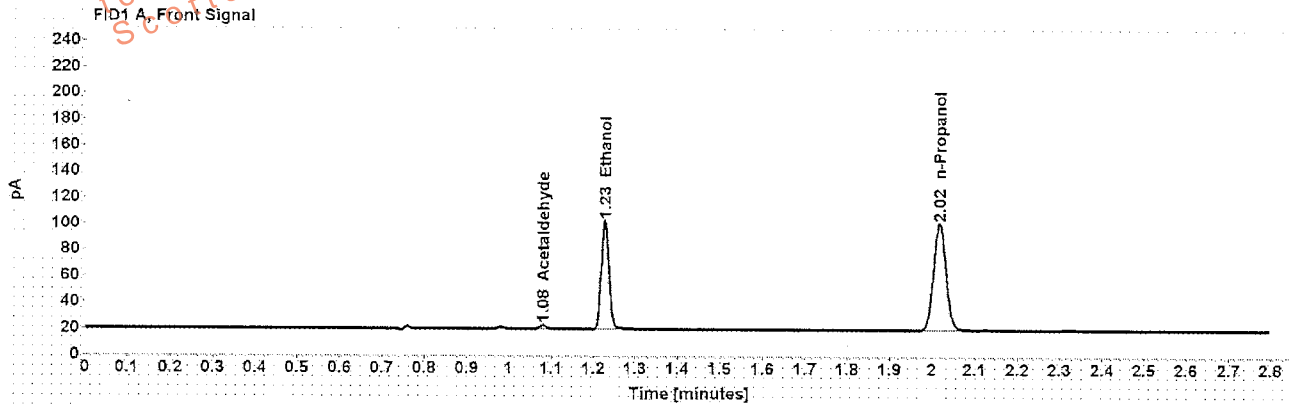


Table 1: FID 1 A (column DB-ALC1)

Compound	Amount (g/100mL)	Time (min)	Peak Area
Acetaldehyde	-----	1.080	3.057
>Ethanol	0.1816	1.227	106.085
n-Propanol	-----	2.017	166.529

Table 2: FID 2 B (column DB-ALC2)

Compound	Time (min)	Peak Area
Acetaldehyde	0.974	3.228
Ethanol	1.329	108.165
n-Propanol	2.346	170.181

Scottsdale Police Department Crime Lab Volatiles Analysis

Sample:	L16- [REDACTED]	Item number:	315-01A
Injection date:	8/2/2016 10:23:00 PM	Vial:	51
Method:	ethanol quant M	Sequence:	02Aug16
Instrument:	US14173023 CN14160045	Analyst:	Langan
Data file:	C:\Chem32\1\Data\02Aug16\51.D		

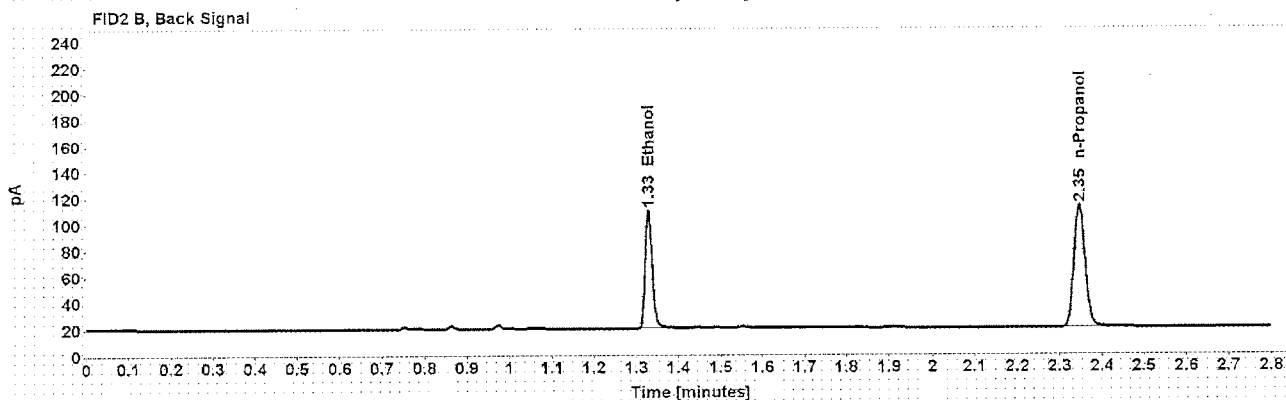
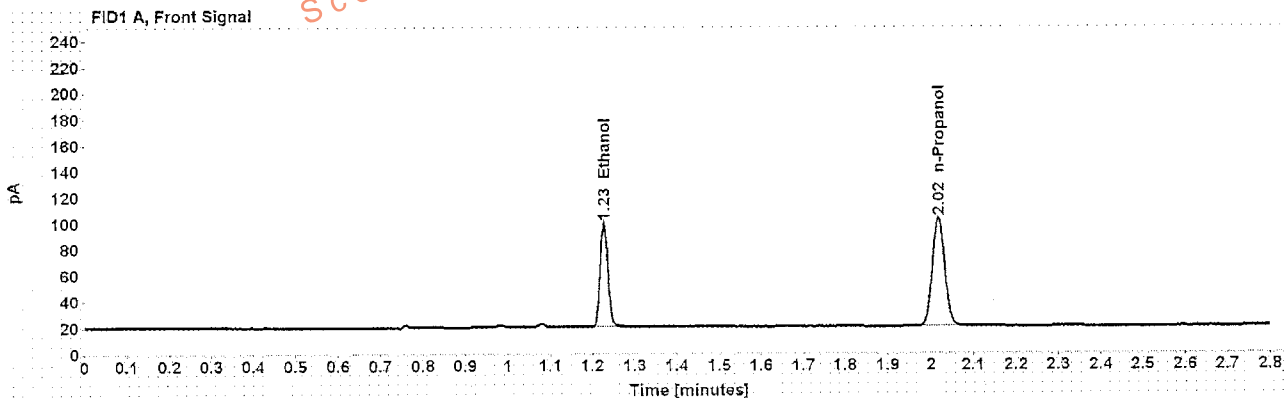


Table 1: FID 1 A (column DB-ALC1)

Compound	Amount (g/100mL)	Time (min)	Peak Area
>Ethanol	0.1736	1.227	103.111
n-Propanol	-----	2.017	169.318

Table 2: FID 2 B (column DB-ALC2)

Compound	Time (min)	Peak Area
Ethanol	1.329	104.967
n-Propanol	2.346	172.721

Scottsdale Police Department Crime Lab Volatiles Analysis

Sample:	L16 [REDACTED]	Item number:	315-01A
Injection date:	8/2/2016 10:27:00 PM	Vial:	52
Method:	ethanol quant.M	Sequence:	02Aug16
Instrument:	US14173023 CN14160045	Analyst:	Langan
Data file:	C:\Chem32\1\Data\02Aug16\52.D		

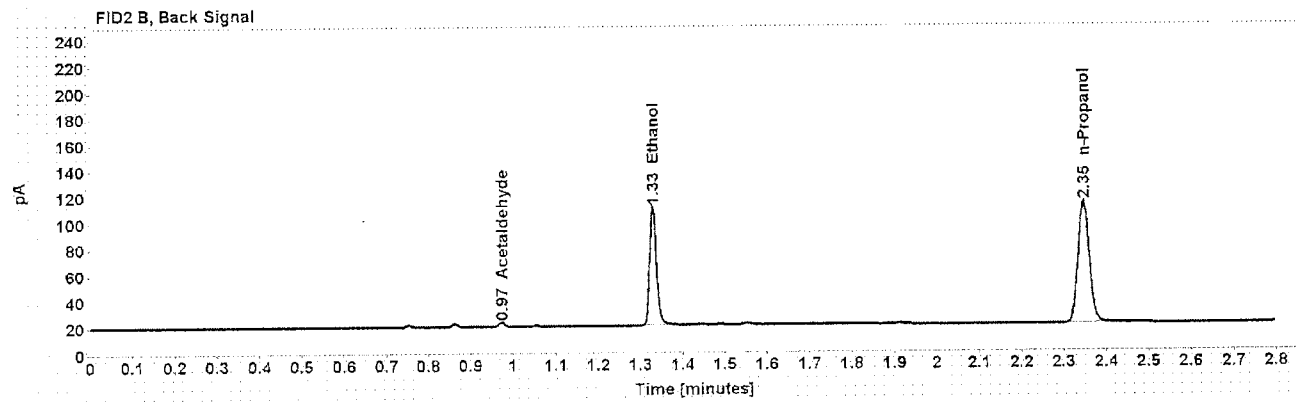
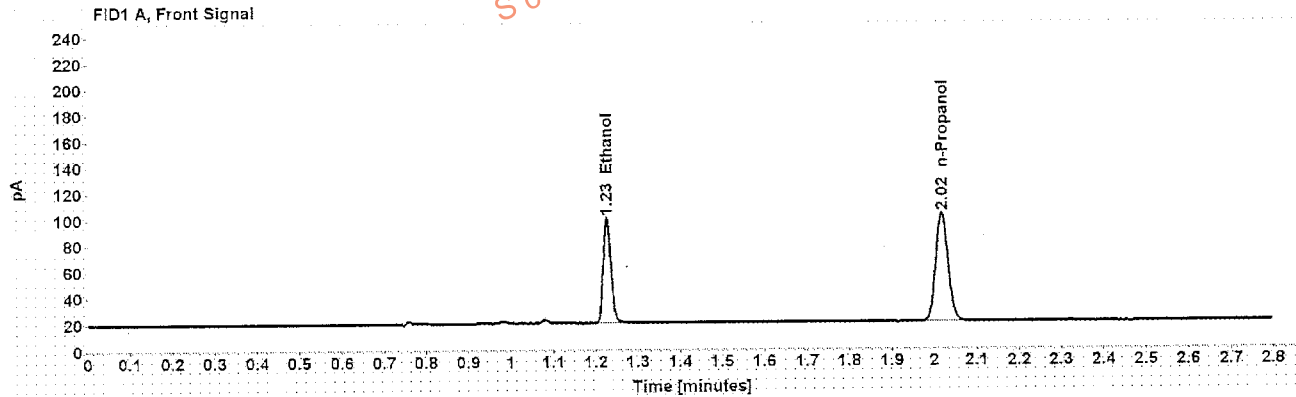


Table 1: FID 1 A (column DB-ALC1)

Compound	Amount (g/100mL)	Time (min)	Peak Area
>Ethanol	0.1738	1.227	103.199
n-Propanol	-----	2.017	169.312

Table 2: FID 2 B (column DB-ALC2)

Compound	Time (min)	Peak Area
Acetaldehyde	0.974	2.837
Ethanol	1.329	105.217
n-Propanol	2.346	173.274

Scottsdale Police Department Crime Lab Volatiles Analysis

Sample:	L16 [REDACTED]	Item number:	1063813
Injection date:	8/2/2016 10:34:59 PM	Vial:	54
Method:	ethanol quant M	Sequence:	02Aug16
Instrument:	US14173023 CN14160045	Analyst:	Langan
Data file:	C:\Chem32\1\Data\02Aug16\54.D		

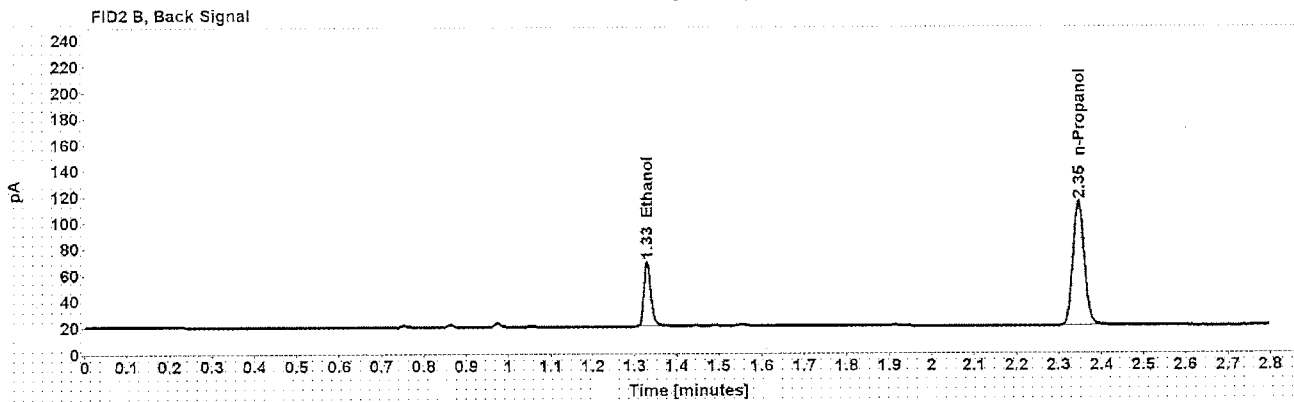
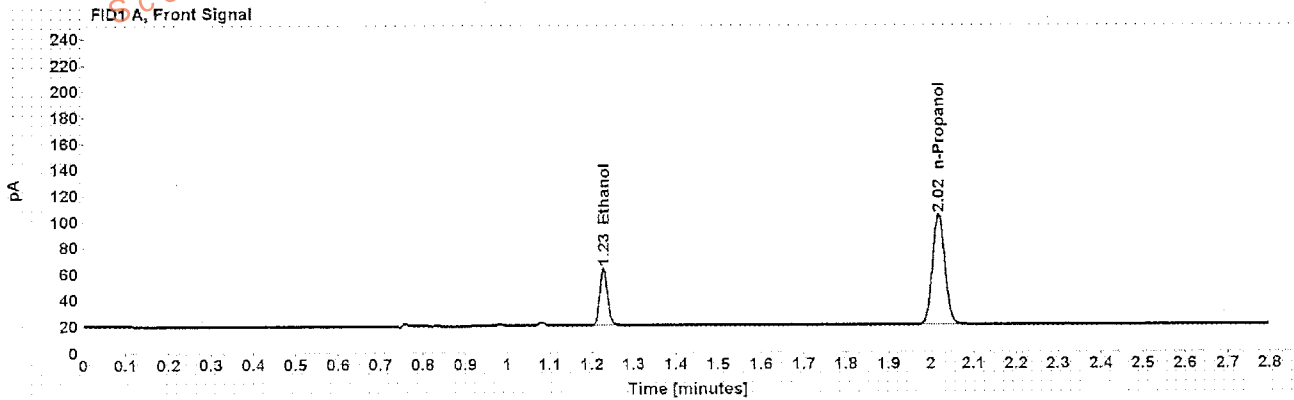


Table 1: FID 1 A (column DB-ALC1)

Compound	Amount (g/100mL)	Time (min)	Peak Area
>Ethanol	0.0940	1.227	56.528
n-Propanol	-----	2.017	172.777

Table 2: FID 2 B (column DB-ALC2)

Compound	Time (min)	Peak Area
Ethanol	1.330	58.055
n-Propanol	2.346	176.484

Scottsdale Police Department Crime Lab Volatiles Analysis

Sample:	L16- [REDACTED]	Item number:	1063813
Injection date:	8/2/2016 10:39:16 PM	Vial:	55
Method:	ethanol quant M	Sequence:	02Aug16
Instrument:	US14173023 CN14160045	Analyst:	Langan
Data file:	C:\Chem32\1\Data\02Aug16\55.D		

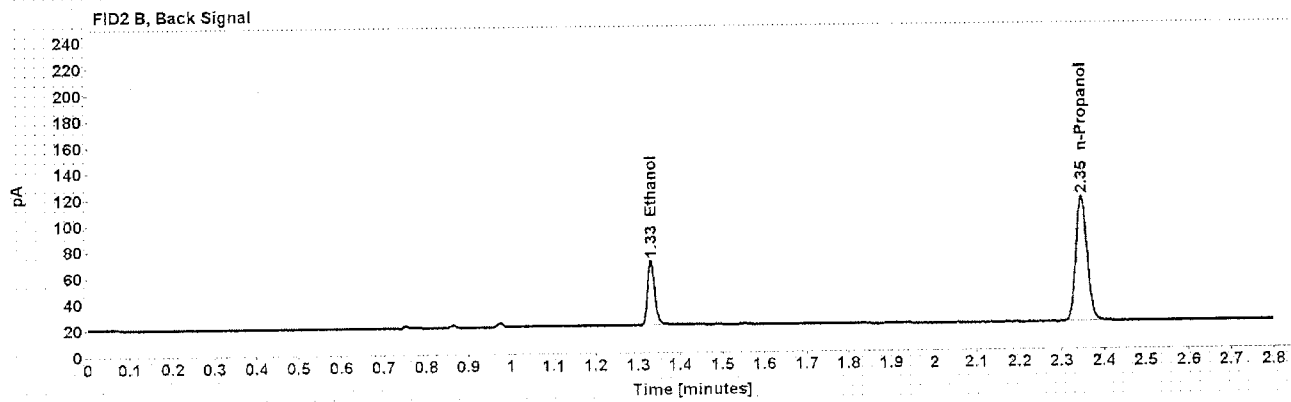
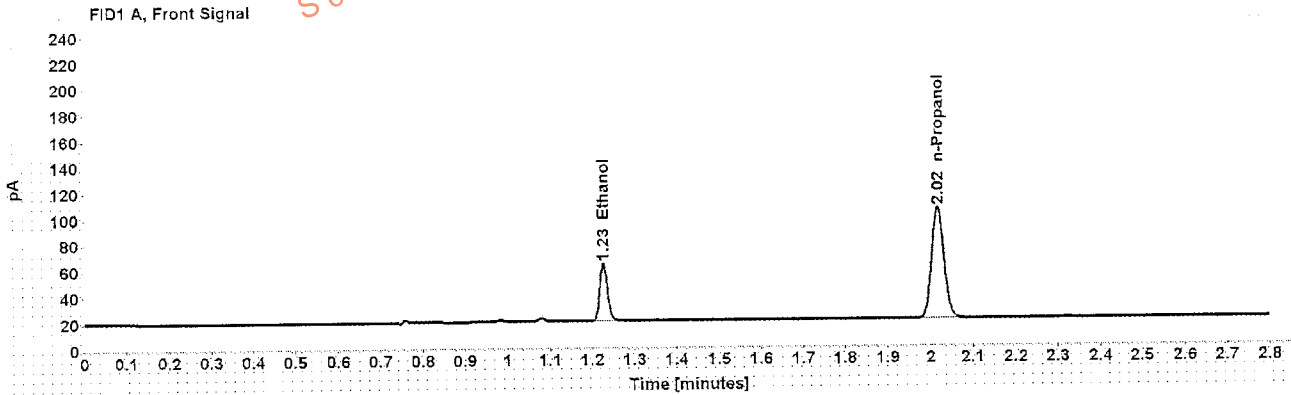


Table 1: FID 1 A (column DB-ALC1)

Compound	Amount (g/100mL)	Time (min)	Peak Area
>Ethanol	0.0943	1.227	57.144
n-Propanol	-----	2.017	174.090

Table 2: FID 2 B (column DB-ALC2)

Compound	Time (min)	Peak Area
Ethanol	1.330	58.140
n-Propanol	2.346	177.867

Scottsdale Police Department Crime Lab Volatiles Analysis

Sample:	L16- XXXXXXXXXX	Item number:	1099958
Injection date:	8/2/2016 10:43:14 PM	Vial:	56
Method:	ethanol quant.M	Sequence:	02Aug16
Instrument:	US14173023 CN14160045	Analyst:	Langan
Data file:	C:\Chem32\1\Data\02Aug16\56.D		

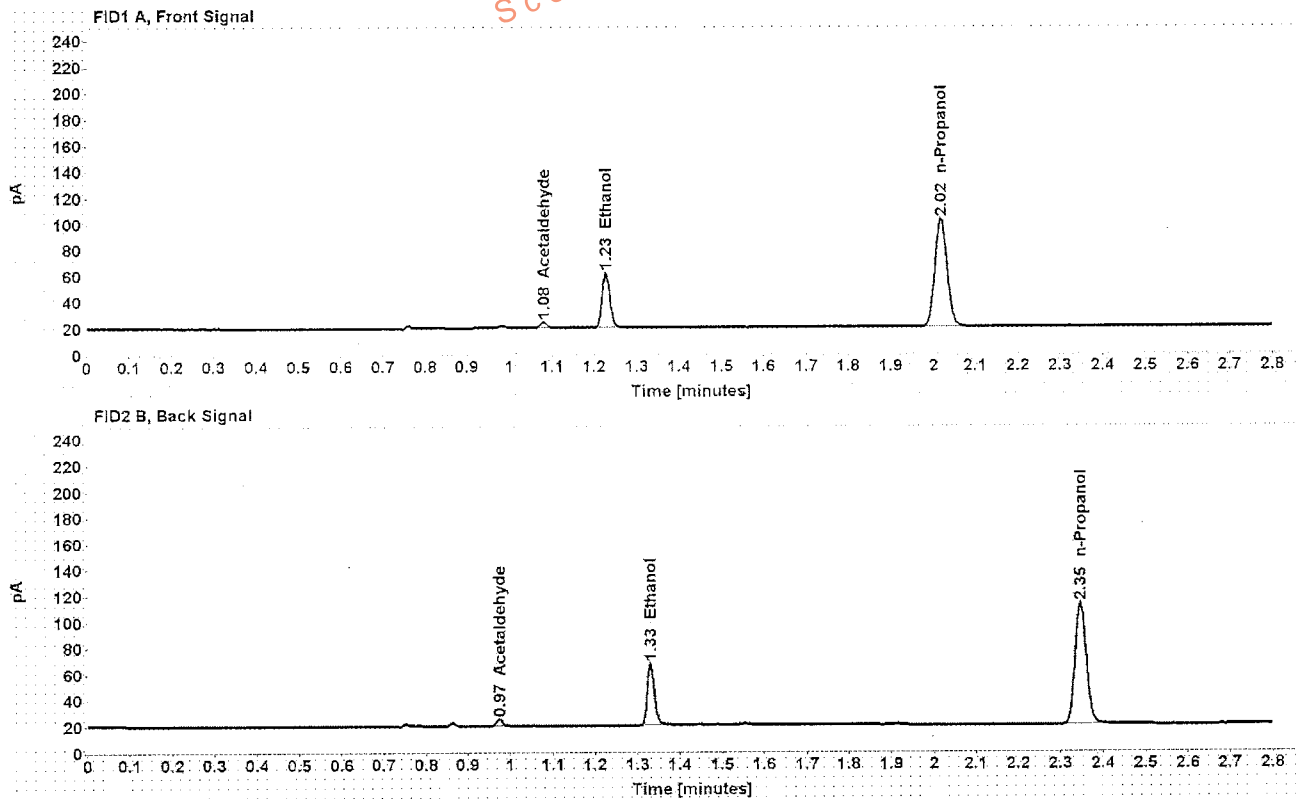


Table 1: FID 1 A (column DB-ALC1)

Compound	Amount (g/100mL)	Time (min)	Peak Area
Acetaldehyde	-----	1.080	4.604
>Ethanol	0.0922	1.227	54.666
n-Propanol	-----	2.018	170.279

Table 2: FID 2 B (column DB-ALC2)

Compound	Time (min)	Peak Area
Acetaldehyde	0.974	4.818
Ethanol	1.330	55.328
n-Propanol	2.347	172.668

Scottsdale Police Department Crime Lab Volatiles Analysis

Sample: L16 [REDACTED] Item number: 1099958
 Injection date: 8/2/2016 10:47:15 PM Vial: 57
 Method: ethanol quant M Sequence: 02Aug16
 Instrument: US14173023 CN14160045 Analyst: Langan
 Data file: C:\Chem3211\Data\02Aug16\57.D

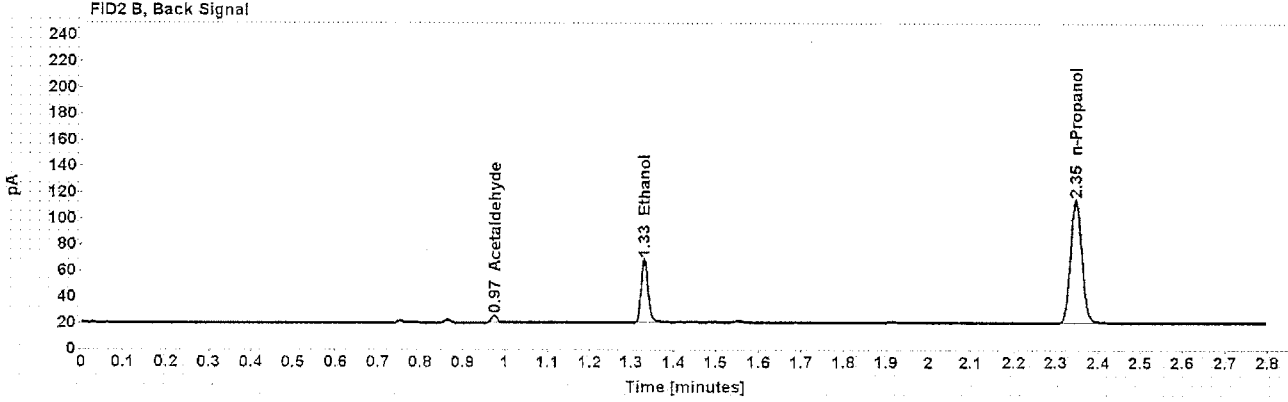
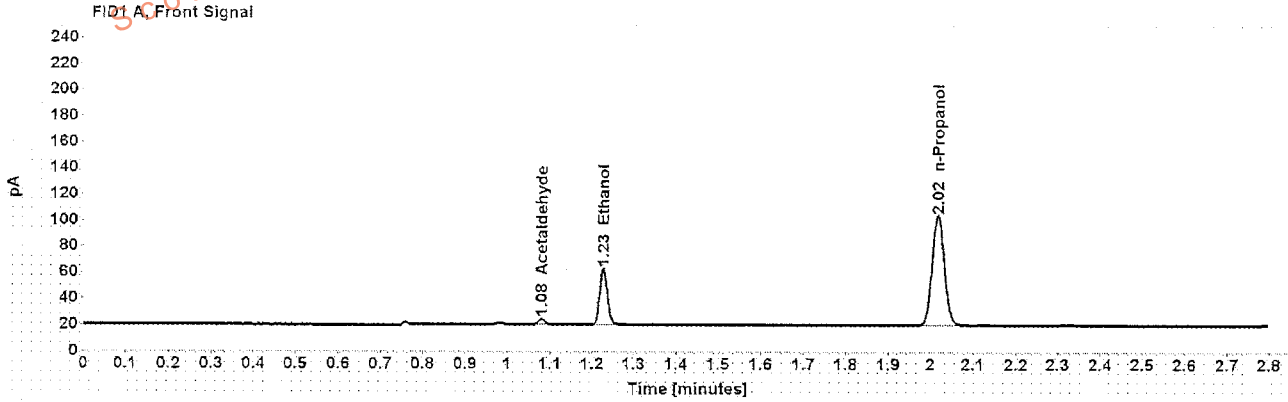


Table 1: FID 1 A (column DB-ALC1)

Compound	Amount (g/100mL)	Time (min)	Peak Area
Acetaldehyde	-----	1.080	4.785
>Ethanol	0.0927	1.227	55.392
n-Propanol	-----	2.018	171.620

Table 2: FID 2 B (column DB-ALC2)

Compound	Time (min)	Peak Area
Acetaldehyde	0.974	4.926
Ethanol	1.330	56.788
n-Propanol	2.347	175.093

Scottsdale Police Department Crime Lab Volatiles Analysis

Sample: L16- [REDACTED]	Item number: 000001A
Injection date: 8/2/2016 10:51:14 PM	Vial: 58
Method: ethanol quant.M	Sequence: 02Aug16
Instrument: US14173023 CN14160045	Analyst: Langan
Data file: C:\Chem32\1\1\Data\02Aug16\58.D	

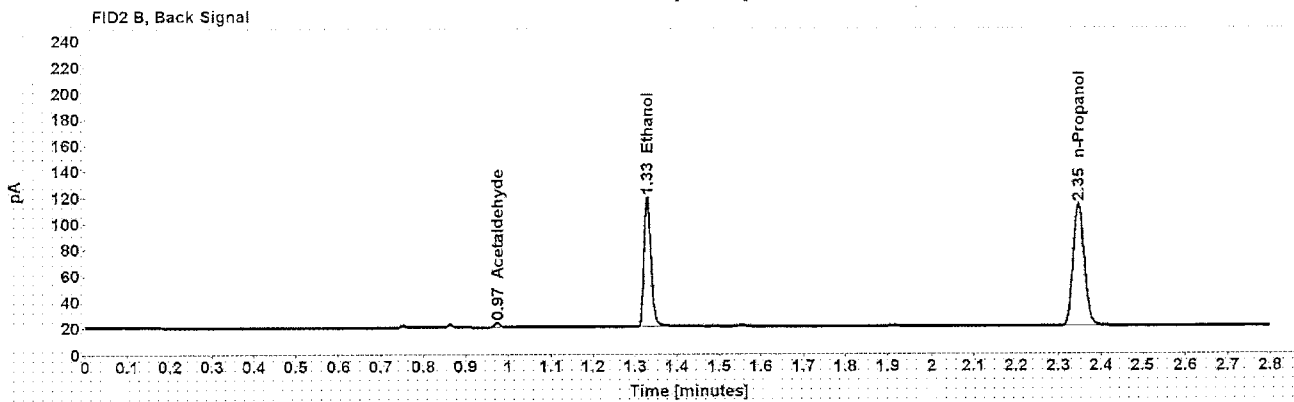
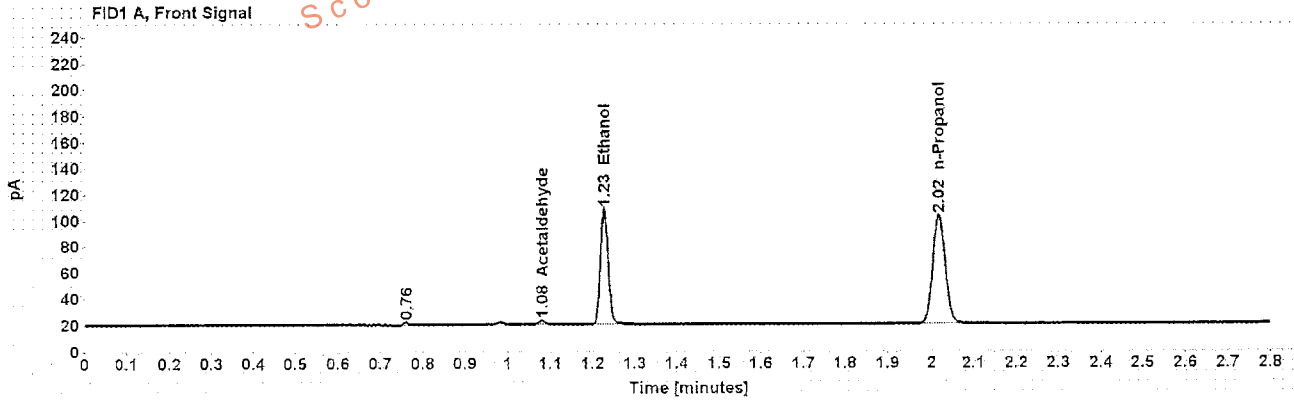


Table 1: FID 1 A (column DB-ALC1)

Compound	Amount (g/100mL)	Time (min)	Peak Area
Acetaldehyde	-----	1.080	3.017
>Ethanol	0.1909	1.227	113.706
n-Propanol	-----	2.017	169.742

Table 2: FID 2 B (column DB-ALC2)

Compound	Time (min)	Peak Area
Acetaldehyde	0.974	3.157
Ethanol	1.329	116.638
n-Propanol	2.347	173.553

Scottsdale Police Department Crime Lab Volatiles Analysis

Sample:	L16 [REDACTED]	Item number:	000001A
Injection date:	8/2/2016 10:55:14 PM	Vial:	59
Method:	ethanol quant.M	Sequence:	02Aug16
Instrument:	US14173023 CN14160045	Analyst:	Langan
Data file:	C:\Chem32\1\Data\02Aug16\59.D		

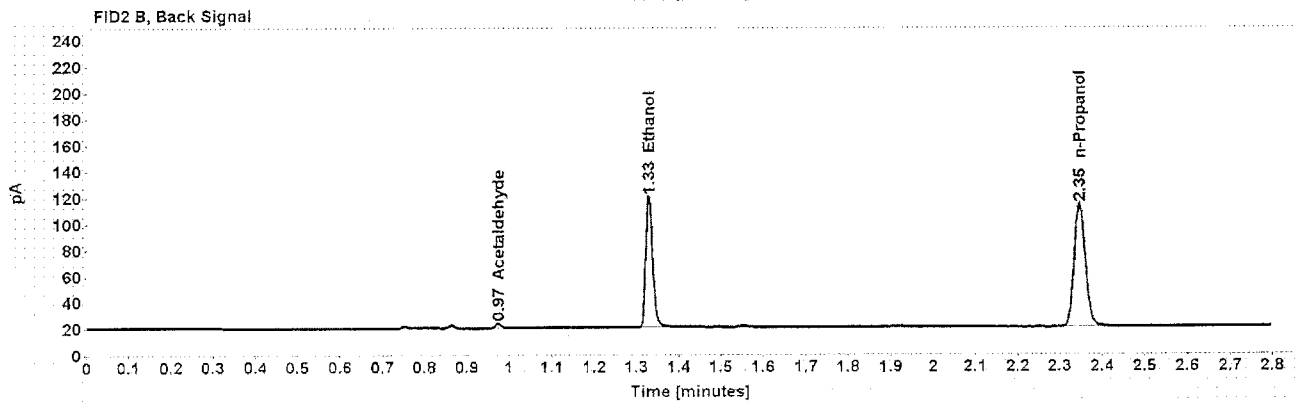
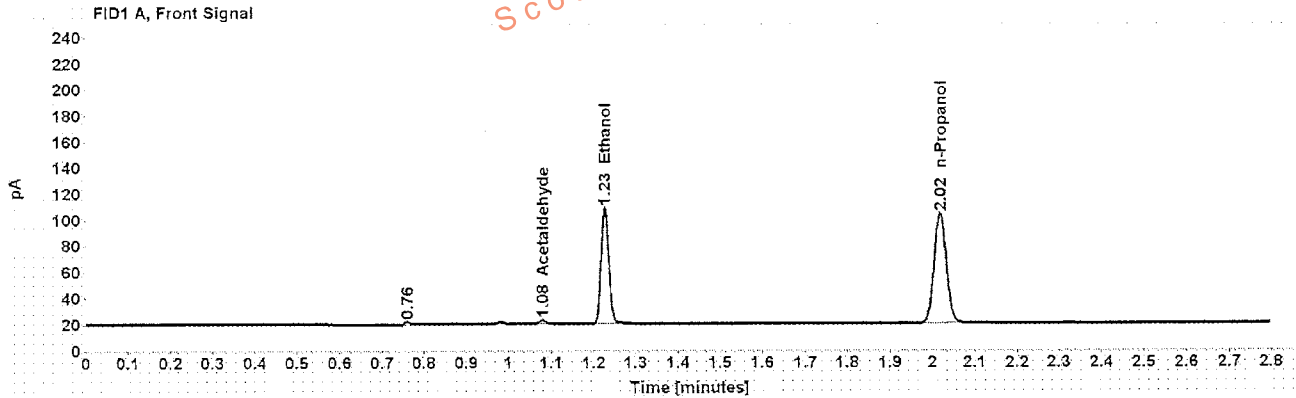


Table 1: FID 1 A (column DB-ALC1)

Compound	Amount (g/100mL)	Time (min)	Peak Area
Acetaldehyde	-----	1.080	3.050
>Ethanol	0.1903	1.227	114.755
n-Propanol	-----	2.017	171.789

Table 2: FID 2 B (column DB-ALC2)

Compound	Time (min)	Peak Area
Acetaldehyde	0.974	3.169
Ethanol	1.329	116.835
n-Propanol	2.346	175.155

Scottsdale Police Department Crime Lab Volatiles Analysis

Sample: L16	Item number: 000001A
Injection date: 8/2/2016 10:59:15 PM	Vial: 60
Method: ethanol quant M	Sequence: 02Aug16
Instrument: US14173023 CN14160045	Analyst: Langan
Data file: C:\Chem32\11Data\02Aug16\60.D	

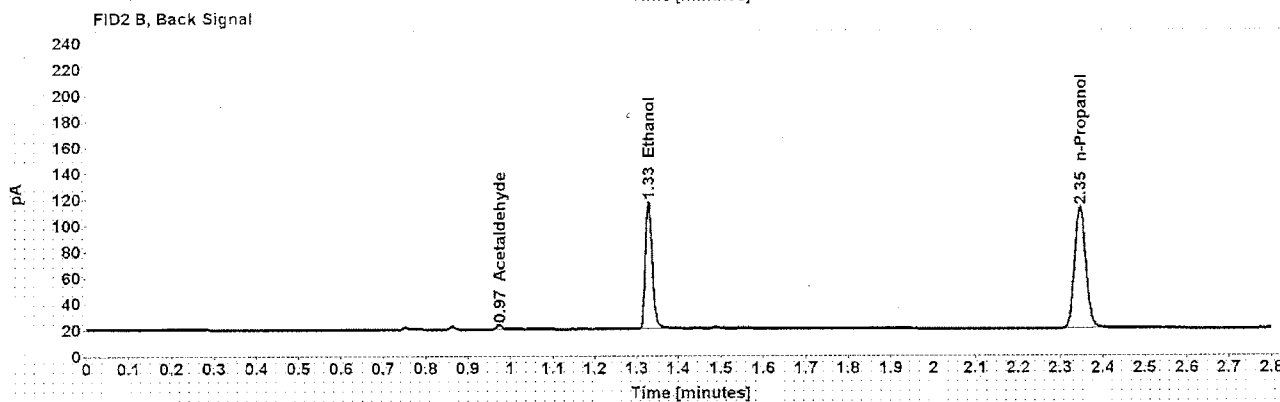
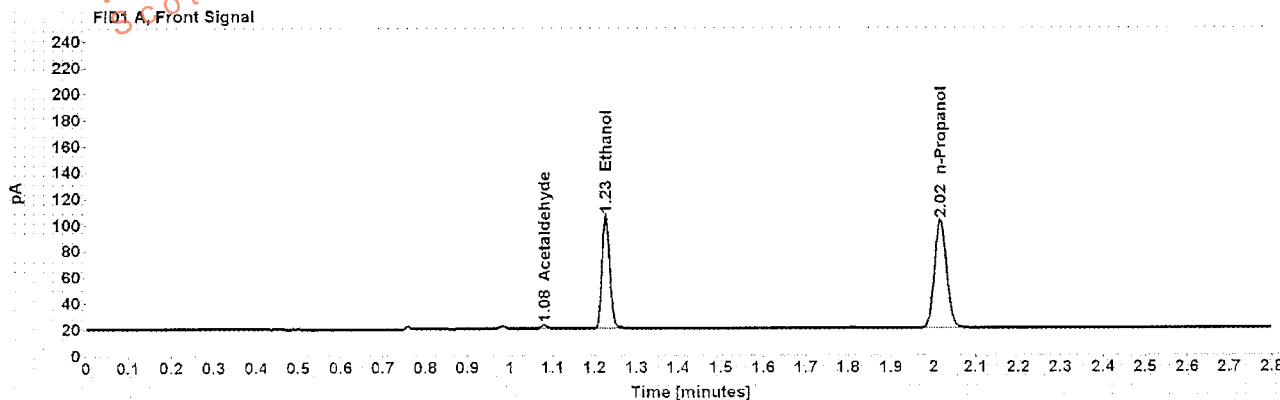


Table 1: FID 1 A (column DB-ALC1)

Compound	Amount (g/100mL)	Time (min)	Peak Area
Acetaldehyde	-----	1.080	2.958
>Ethanol	0.1879	1.227	111.493
n-Propanol	-----	2.017	169.100

Table 2: FID 2 B (column DB-ALC2)

Compound	Time (min)	Peak Area
Acetaldehyde	0.974	3.085
Ethanol	1.329	113.298
n-Propanol	2.346	172.272

Scottsdale Police Department Crime Lab Volatiles Analysis

Sample: L16 [REDACTED]	Item number: 000001A
Injection date: 8/2/2016 11:03:29 PM	Vial: 61
Method: ethanol quant.M	Sequence: 02Aug16
Instrument: US14173023 CN14160045	Analyst: Langan
Data file: C:\Chem32\1\Data\02Aug16\61.D	

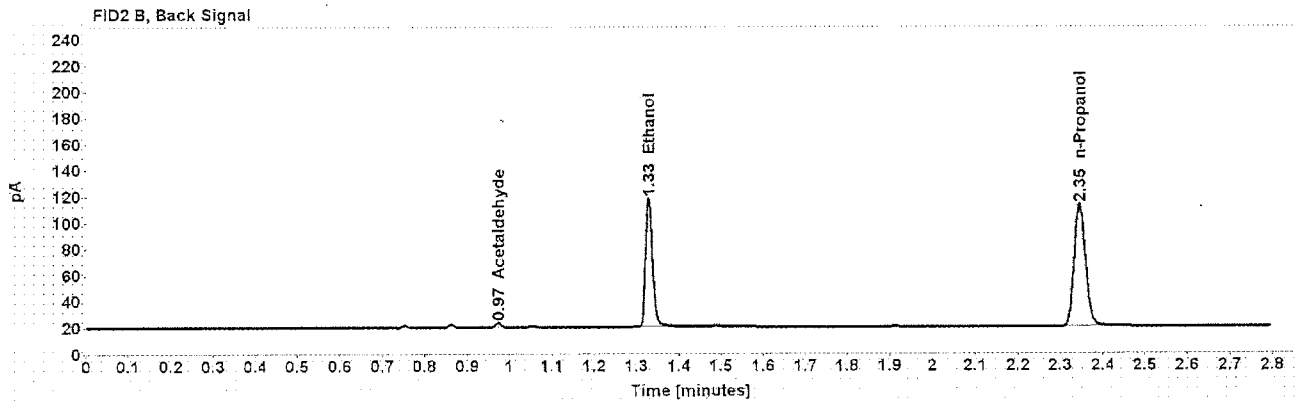
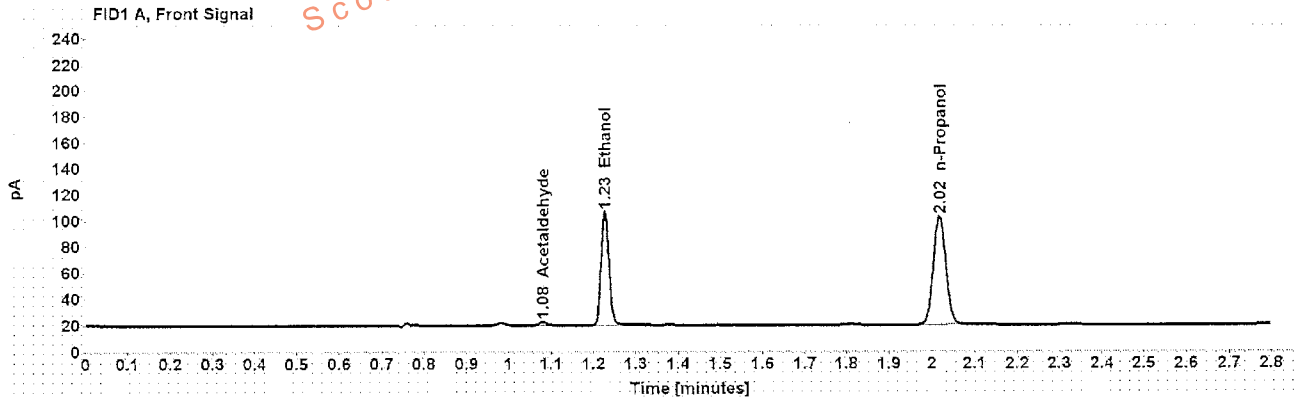


Table 1: FID 1 A (column DB-ALC1)

Compound	Amount (g/100mL)	Time (min)	Peak Area
Acetaldehyde	-----	1.080	2.864
>Ethanol	0.1879	1.227	111.907
n-Propanol	-----	2.017	169.688

Table 2: FID 2 B (column DB-ALC2)

Compound	Time (min)	Peak Area
Acetaldehyde	0.974	3.046
Ethanol	1.329	113.969
n-Propanol	2.346	172.844

Scottsdale Police Department Crime Lab Volatiles Analysis

Sample: L16 [REDACTED]	Item number: 1076210
Injection date: 8/2/2016 11:07:30 PM	Vial: 62
Method: ethanol quant.M	Sequence: 02Aug16
Instrument: US14173023 CN14160045	Analyst: Langan
Data file: C:\Chem32\1\Data\02Aug16\62.D	

Dissemination is restricted to Criminal Justice Agencies and authorized Non-C.J. Agencies ONLY. Secondary dissemination to unauthorized agencies is PROHIBITED.
Scottsdale City Prosecutor

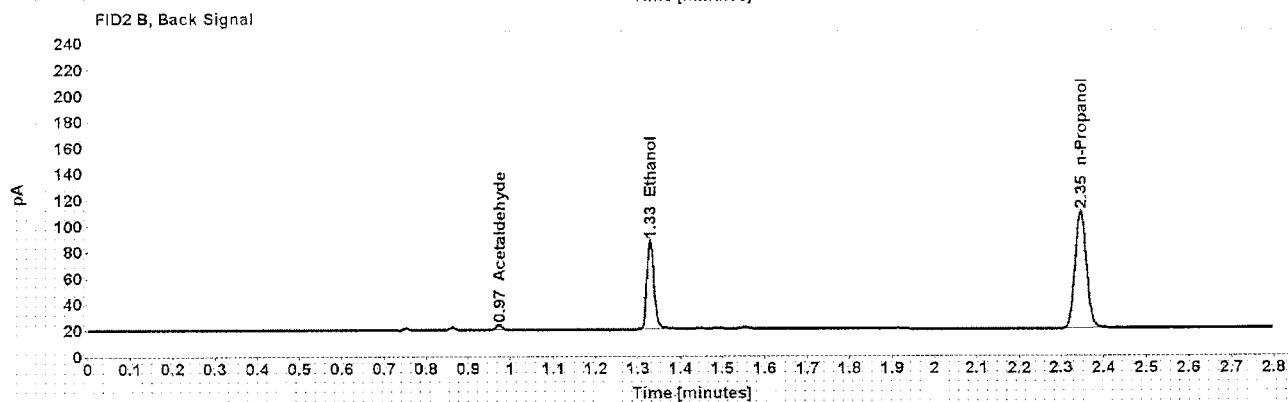
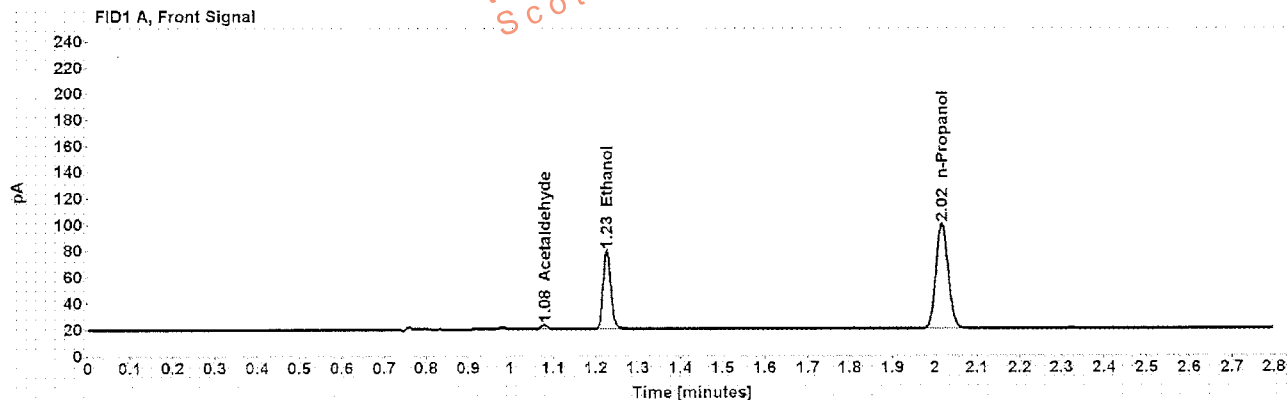


Table 1: FID 1 A (column DB-ALC1)

Compound	Amount (g/100mL)	Time (min)	Peak Area
Acetaldehyde	-----	1.080	3.574
>Ethanol	0.1347	1.226	77.368
n-Propanol	-----	2.016	164.185

Table 2: FID 2 B (column DB-ALC2)

Compound	Time (min)	Peak Area
Acetaldehyde	0.973	3.688
Ethanol	1.328	78.833
n-Propanol	2.345	167.734

Scottsdale Police Department Crime Lab Volatiles Analysis

Sample:	L16 [REDACTED]	Item number:	1076210
Injection date:	8/2/2016 11:11:29 PM	Vial:	63
Method:	ethanol quant M	Sequence:	02Aug16
Instrument:	US14173023 CN14160046	Analyst:	Langan
Data file:	C:\Chem32\1\Data\02Aug16\63.D		

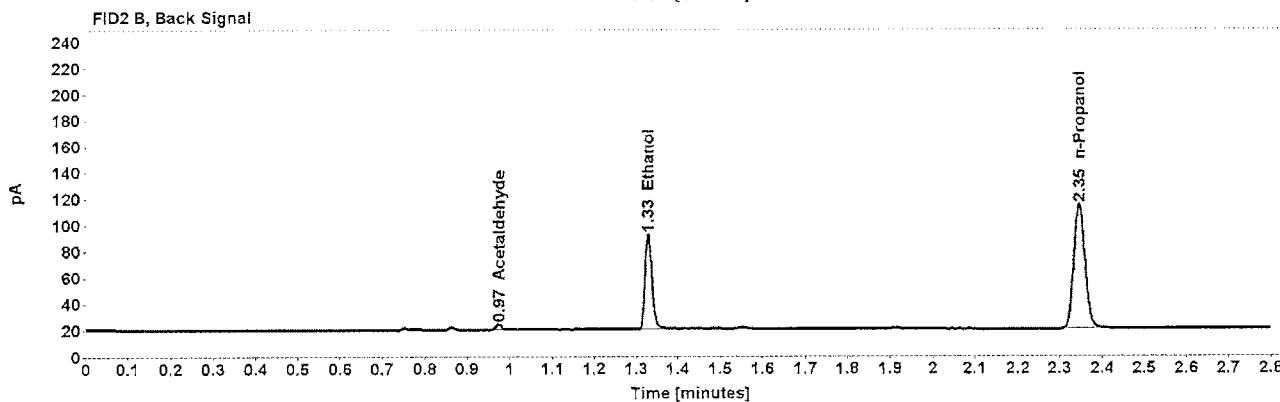
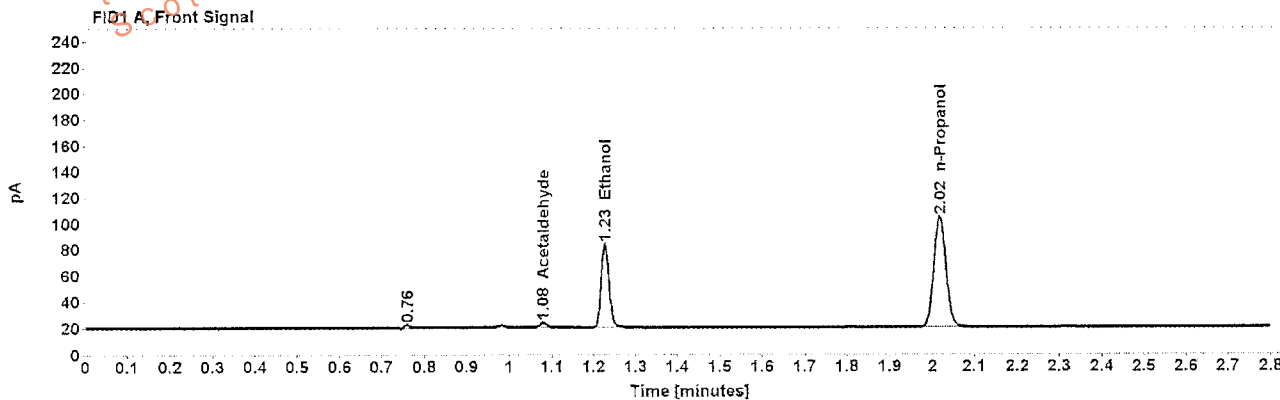


Table 1: FID 1 A (column DB-ALC1)

Compound	Amount (g/100mL)	Time (min)	Peak Area
Acetaldehyde	-----	1.080	3.698
>Ethanol	0.1363	1.227	82.692
n-Propanol	-----	2.017	173.413

Table 2: FID 2 B (column DB-ALC2)

Compound	Time (min)	Peak Area
Acetaldehyde	0.974	3.827
Ethanol	1.329	84.195
n-Propanol	2.346	176.452

Scottsdale Police Department Crime Lab Volatiles Analysis

Sample:	L16- [REDACTED]	Item number:	1066929
Injection date:	8/2/2016 11:19:31 PM	Vial:	65
Method:	ethanol quant.M	Sequence:	02Aug16
Instrument:	US14173023 CN14160045	Analyst:	Langan
Data file:	C:\Chem32\1\Data\02Aug16\65.D		

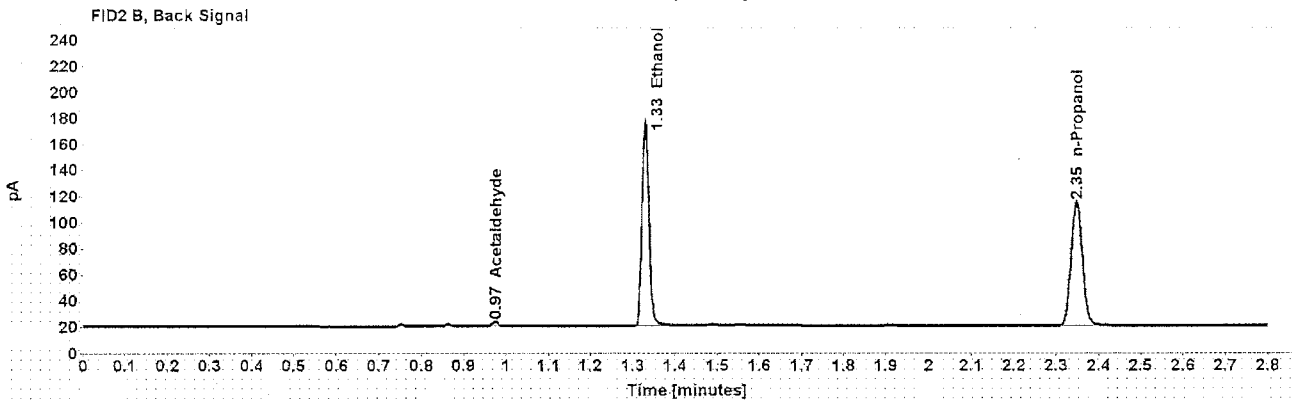
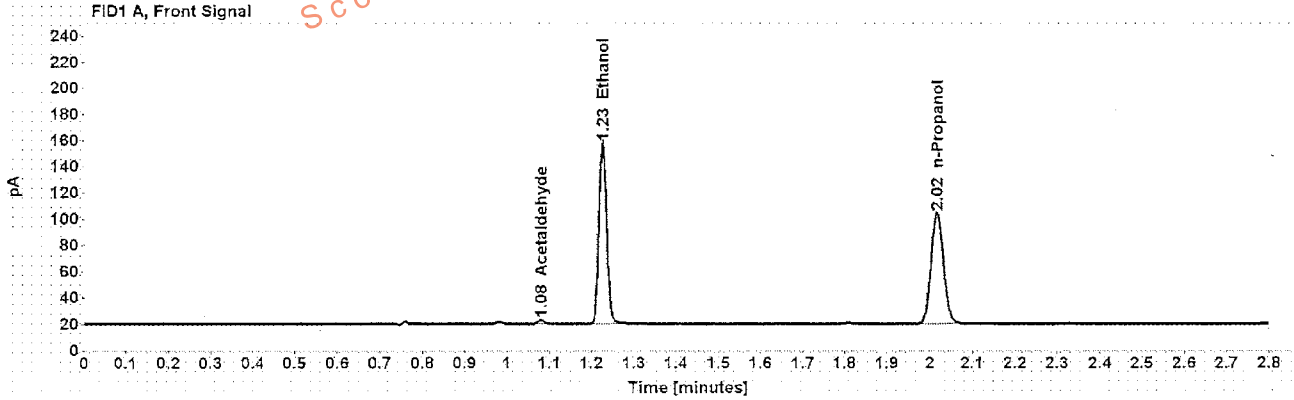


Table 1: FID 1 A (column DB-ALC1)

Compound	Amount (g/100mL)	Time (min)	Peak Area
Acetaldehyde	-----	1.080	3.177
>Ethanol	0.2925	1.226	177.560
n-Propanol	-----	2.018	172.510

Table 2: FID 2 B (column DB-ALC2)

Compound	Time (min)	Peak Area
Acetaldehyde	0.974	3.322
Ethanol	1.329	181.917
n-Propanol	2.347	176.104

Scottsdale Police Department Crime Lab Volatiles Analysis

Sample:	L16 [REDACTED]	Item number:	1066929
Injection date:	8/2/2016 11:23:30 PM	Vial:	66
Method:	ethanol quant.M	Sequence:	02Aug16
Instrument:	US14173023 CN14160045	Analyst:	Langan
Data file:	C:\Chem32\1\Data\02Aug16\66.D		

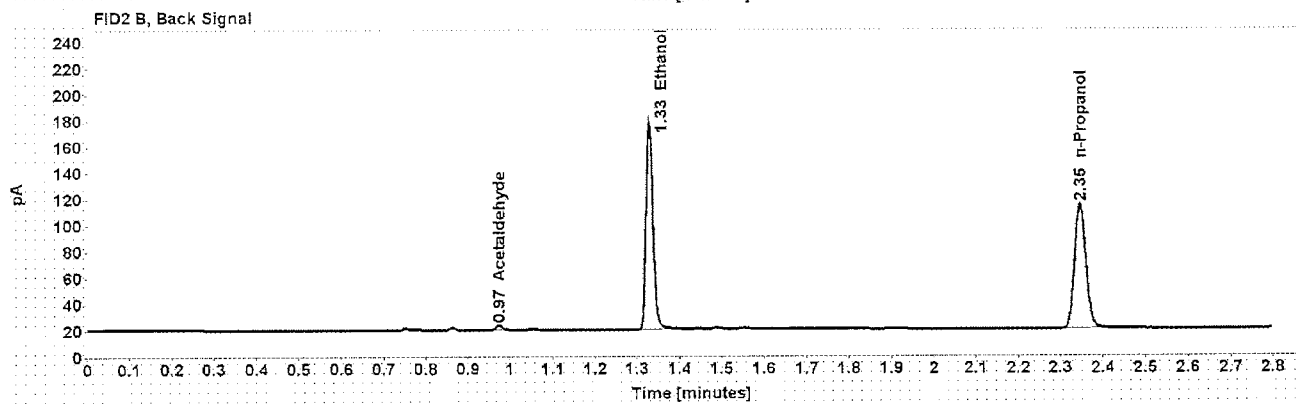
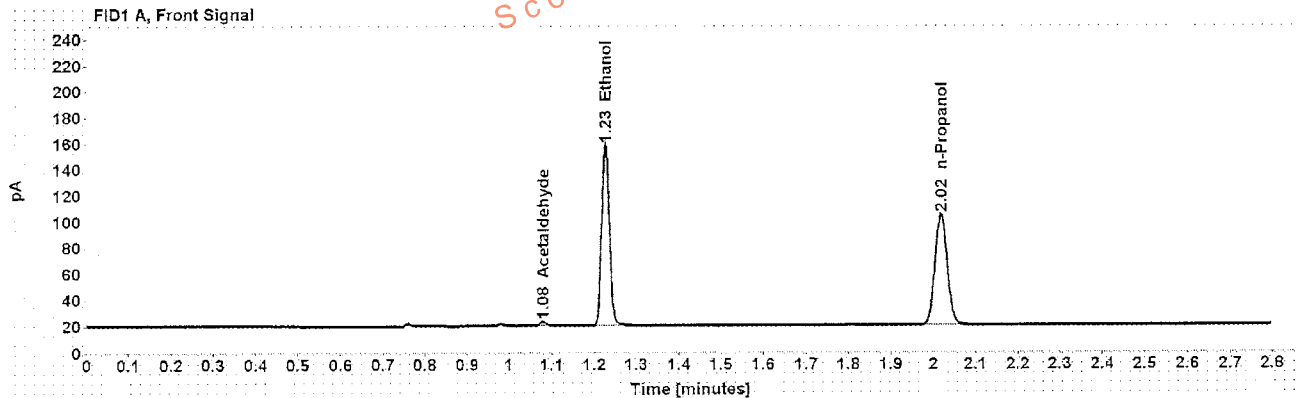


Table 1: FID 1 A (column DB-ALC1)

Compound	Amount (g/100mL)	Time (min)	Peak Area
Acetaldehyde	-----	1.080	3.303
>Ethanol	0.2923	1.226	178.590
n-Propanol	-----	2.017	173.627

Table 2: FID 2 B (column DB-ALC2)

Compound	Time (min)	Peak Area
Acetaldehyde	0.974	3.448
Ethanol	1.329	183.205
n-Propanol	2.346	176.884