

SCOTTSDALE POLICE DEPARTMENT CRIME LABORATORY BLOOD ALCOHOL FACE SHEET

ANALYSIS DATE 10/11/2016 SEQUENCE NAME 110Oct16

EQUIPMENT

Pipettor Hamilton ML600EH7497 Hamilton MD91JF5016
 Gas Chromatograph Agilent US14173023 Perkin Elmer 650N9042002

INSTRUMENT CALIBRATION

Vial 1 0.02 calibrator Lot FN08101401 Coefficient of determination (r^2)
 Vial 2 0.10 calibrator Lot FN06181501 0.99995
 Vial 3 0.20 calibrator Lot FN07201502
 Vial 4 0.40 calibrator Lot FN11191402

CALIBRATION VERIFICATION AND RESOLUTION TEST

Vial	Sample	Expected result	Measured result	Manufacturer/lot
5	blank	Not detected	Not detected	SPD lab 090816
6	volatiles mixture	6 Compounds	6 Compounds	SPD lab 030916ASL
7	aqueous control	0.400 g/dL	0.399g/dL	Lipomed 05012012-C
8	aqueous control	0.040 g/dL	0.039g/dL	Lipomed 30112011-B
9	blood control	0.200 g/dL	0.208g/dL	ACQ 402101060/6
20	aqueous control	0.080 g/dL	0.079g/dL	Lipomed 14112011-A
31	aqueous control	0.150 g/dL	0.151g/dL	Lipomed 11012012-C
42	blood control	0.200 g/dL	0.201g/dL	ACQ 402101060/6
53	aqueous control	0.080 g/dL	0.080g/dL	Lipomed 14112011-A
62	aqueous control	0.400 g/dL	0.408g/dL	Lipomed 05012012-C
63	aqueous control	0.040 g/dL	0.041g/dL	Lipomed 30112011-B
64	blood control	0.200 g/dL	0.202g/dL	ACQ 402101060/6
65	blank	Not detected	Not detected	SPD lab 090816

SUBJECT SAMPLES

Subjects in the sequence 24 Subjects requiring reanalysis 0

ADDITIONAL NOTES: All testing proceeded as expected.

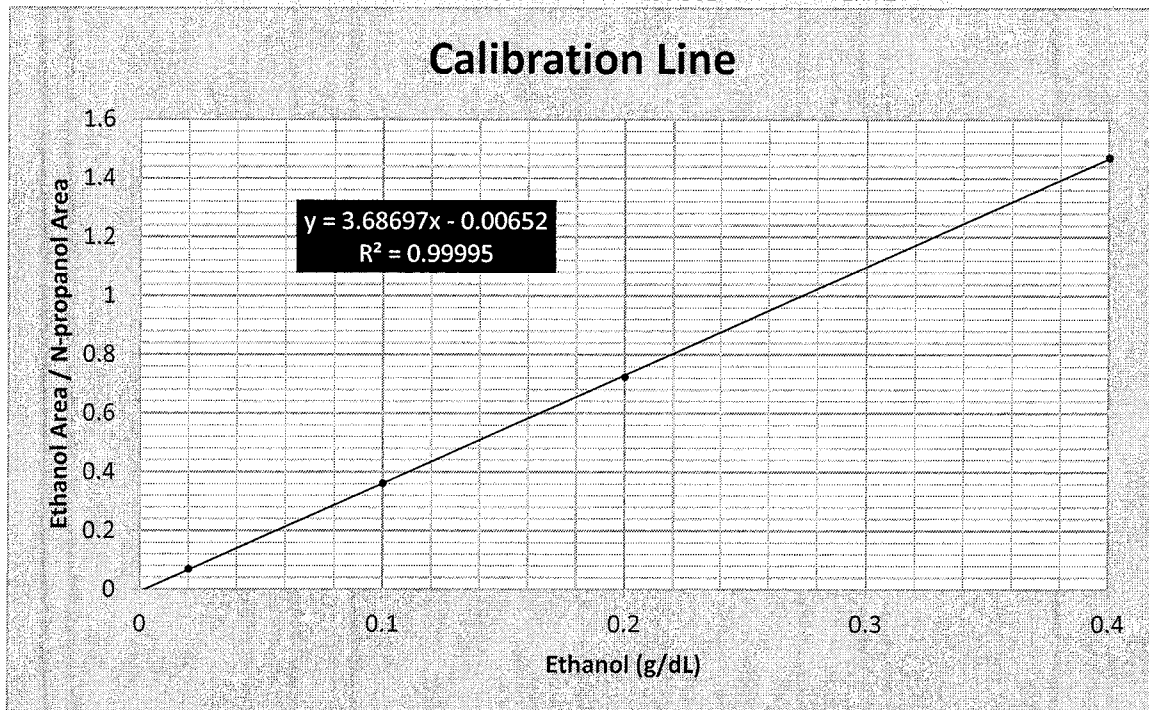
Run valid Run invalid Amy Dangan Analyst
 Run valid Run invalid LOJECI 10/17/16 Technical Reviewer

**SCOTTSDALE POLICE DEPARTMENT CRIME LABORATORY
SEQUENCE QUALITY ASSURANCE SUMMARY**

SEQUENCE NAME: 11Oct16

Control	Vial	Expected Value (g/dl)	Measured Value (g/dL)	Percent Difference	Absolute Difference (g/dl)
1	5	negative	negative	-	-
2	7	0.400	0.399	0.25	-0.001
3	8	0.040	0.039	2.50	-0.001
4	9	0.200	0.208	4.00	0.008
5	20	0.080	0.079	1.25	-0.001
6	31	0.150	0.151	0.67	0.001
7	42	0.200	0.201	0.50	0.001
8	53	0.080	0.080	0.00	0.000
9	62	0.400	0.408	2.00	0.008
10	63	0.040	0.041	2.50	0.001
11	64	0.200	0.202	1.00	0.002
12	65	negative	negative	-	-

Calibrator	Ethanol Area	N-propanol Area	Ratio
0.020	11.154	159.787	0.070
0.100	57.412	158.165	0.363
0.200	117.189	161.698	0.725
0.400	230.890	156.961	1.471



Scottsdale Police Department Crime Lab Volatiles Analysis

Sample: 0.020 Cerilliant FN08101401	Item number:
Injection date: 10/11/2016 2:01:00 PM	Vial: 1
Method: ethanol quant.M	Sequence: 11Oct16
Instrument: US14173023 CN14160045	Analyst: Langan
Data file: C:\Chem32\1\Data\11Oct16\1.D	

Dissemination is restricted to Criminal Justice Agencies and authorized agencies. Dissemination to unauthorized agencies is PROHIBITED.

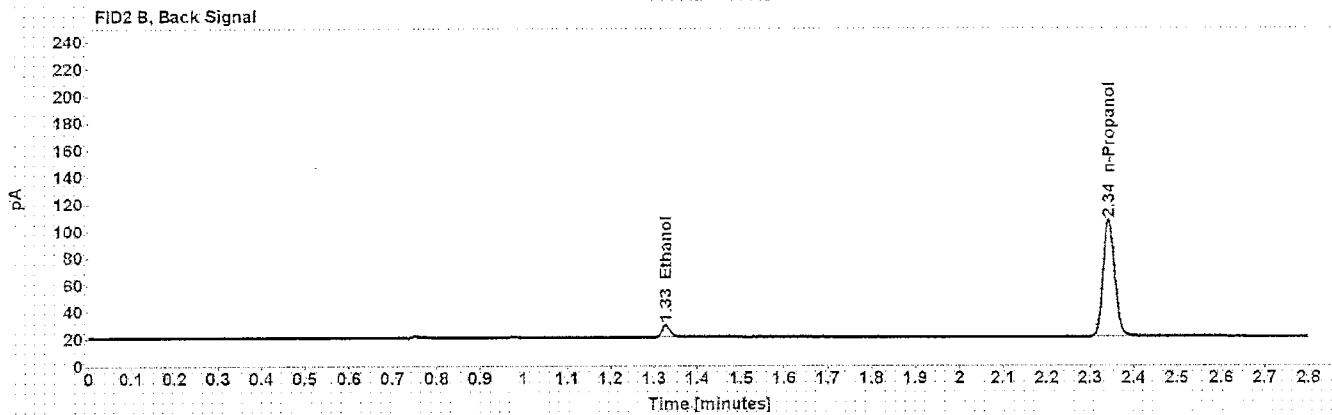
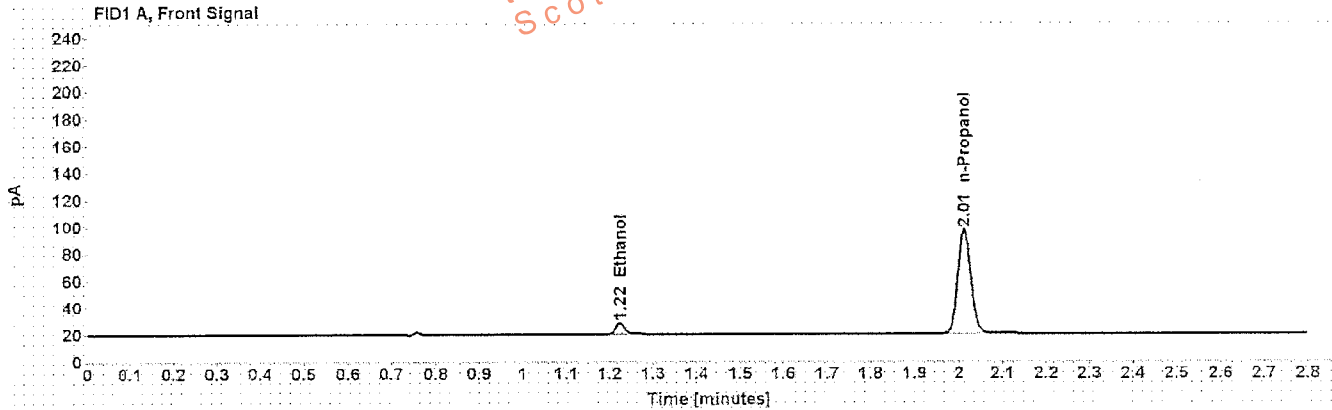


Table 1: FID 1 A (column DB-ALC1)

Compound	Time (min)	Peak Area
Ethanol	1.224	11.154
n-Propanol	2.013	159.787

Table 2: FID 2 B (column DB-ALC2)

Compound	Time (min)	Peak Area
Ethanol	1.327	11.263
n-Propanol	2.343	162.920

Scottsdale Police Department Crime Lab Volatiles Analysis

Sample: 0.100 Cerilliant FN06181501	Item number:
Injection date: 10/11/2016 2:05:00 PM	Vial: 2
Method: ethanol quant.M	Sequence: 11Oct16
Instrument: US14173023 CN14160045	Analyst: Langan <i>AL</i>
Data file: C:\Chem32\1\Data\11Oct16\2.D	

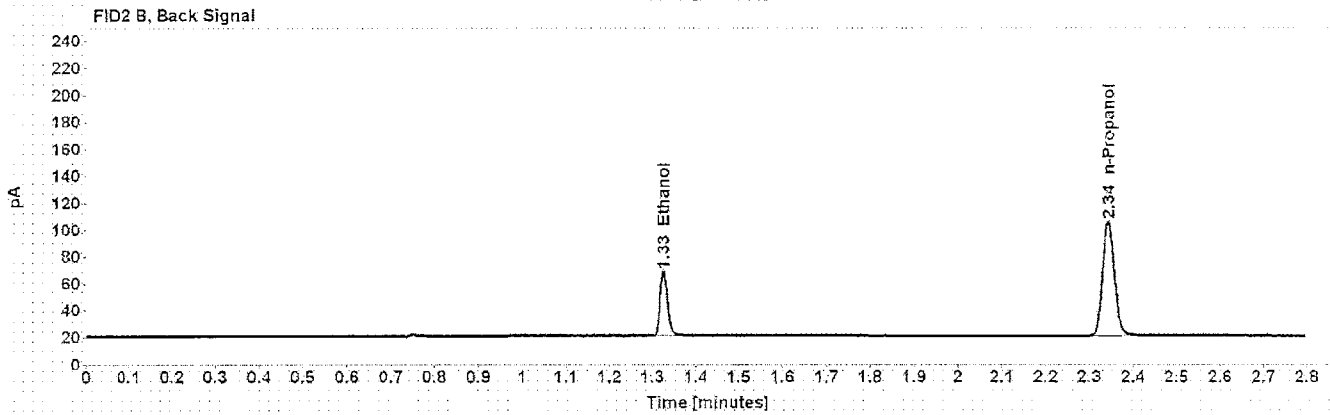
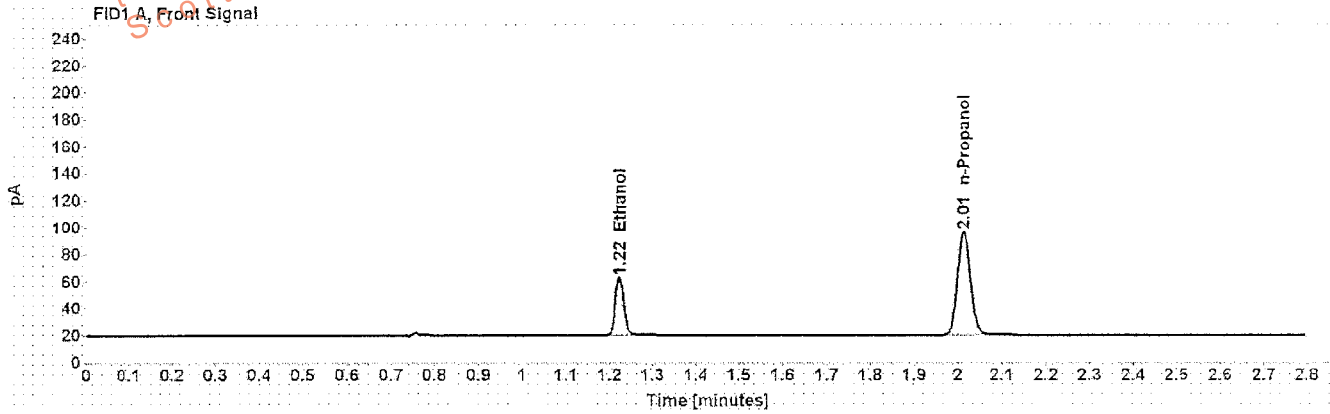


Table 1: FID 1 A (column DB-ALC1)

Compound	Time (min)	Peak Area
Ethanol	1.223	57.412
n-Propanol	2.013	158.165

Table 2: FID 2 B (column DB-ALC2)

Compound	Time (min)	Peak Area
Ethanol	1.325	58.552
n-Propanol	2.343	161.262

Scottsdale Police Department Crime Lab Volatiles Analysis

Sample: 0.200 Cerilliant FN07201502	Item number: 3
Injection date: 10/11/2016 2:09:00 PM	Vial: 3
Method: ethanol quant.M	Sequence: 11Oct16
Instrument: US14173023 CN14160045	Analyst: Langan <i>ML</i>
Data file: C:\Chem32\11Data\11Oct16\3.D	

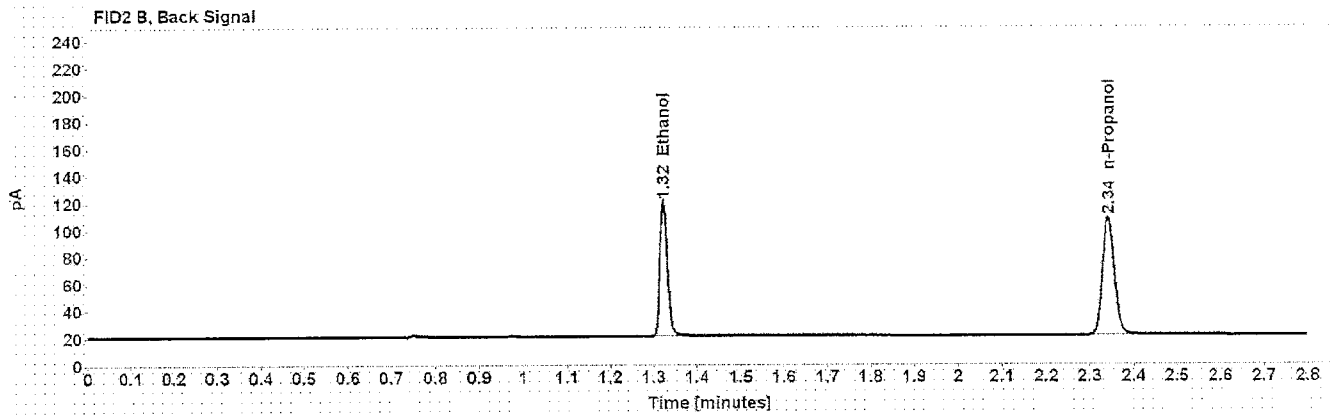
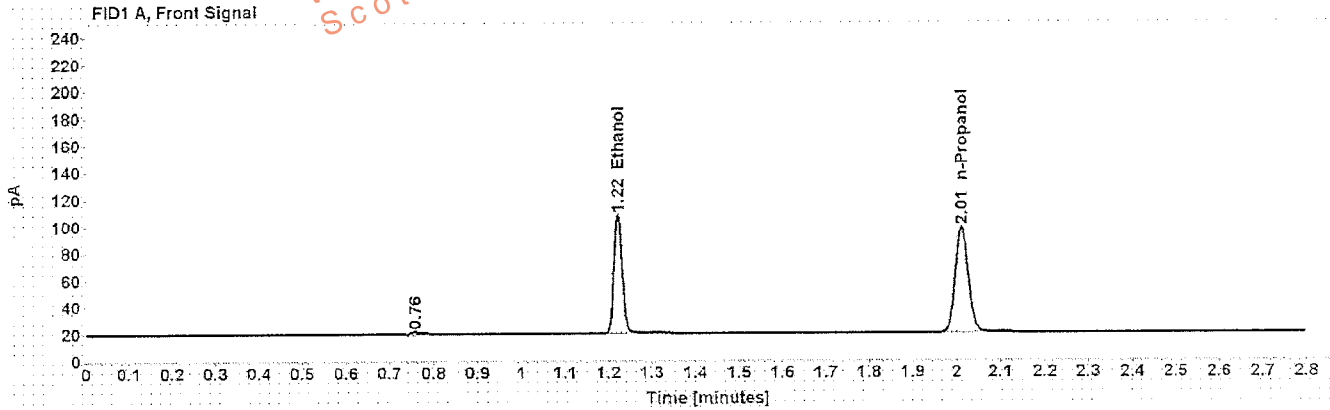


Table 1: FID 1 A (column DB-ALC1)

Compound	Time (min)	Peak Area
Ethanol	1.221	117.189
n-Propanol	2.012	161.698

Table 2: FID 2 B (column DB-ALC2)

Compound	Time (min)	Peak Area
Ethanol	1.323	120.280
n-Propanol	2.342	164.707

Scottsdale Police Department Crime Lab Volatiles Analysis

Sample: 0.400 Cerilliant FN11191402	Item number:
Injection date: 10/11/2016 2:13:00 PM	Vial: 4
Method: ethanol quant.M	Sequence: 11Oct16
Instrument: US14173023 CN14160045	Analyst: Langan <i>ML</i>
Data file: C:\Chem32\1\Data\11Oct16\4.D	

Dissemination is restricted to Criminal Justice Agencies and authorized non-C.J. Agencies ONLY. Secondary dissemination to unauthorized agencies is PROHIBITED.
Scottsdale City Prosecutor

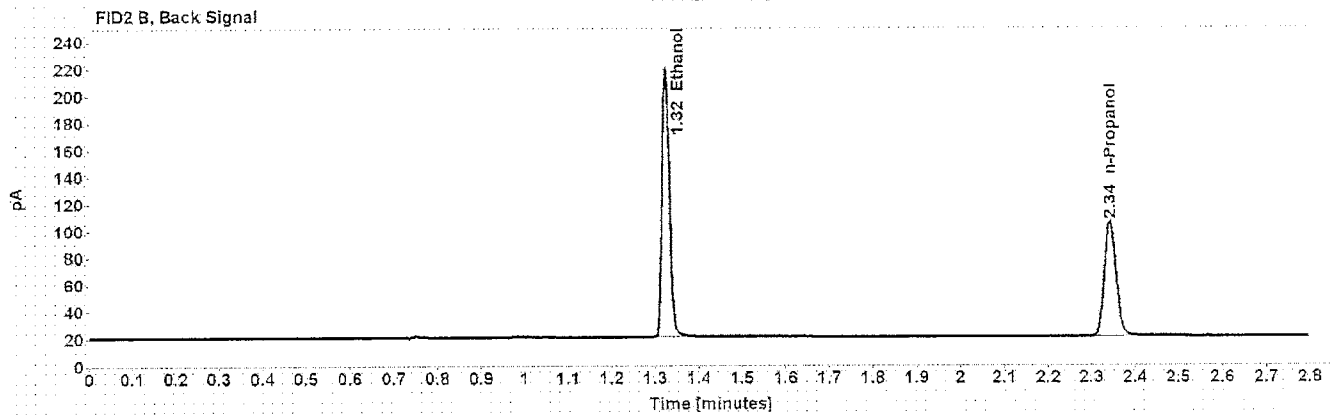
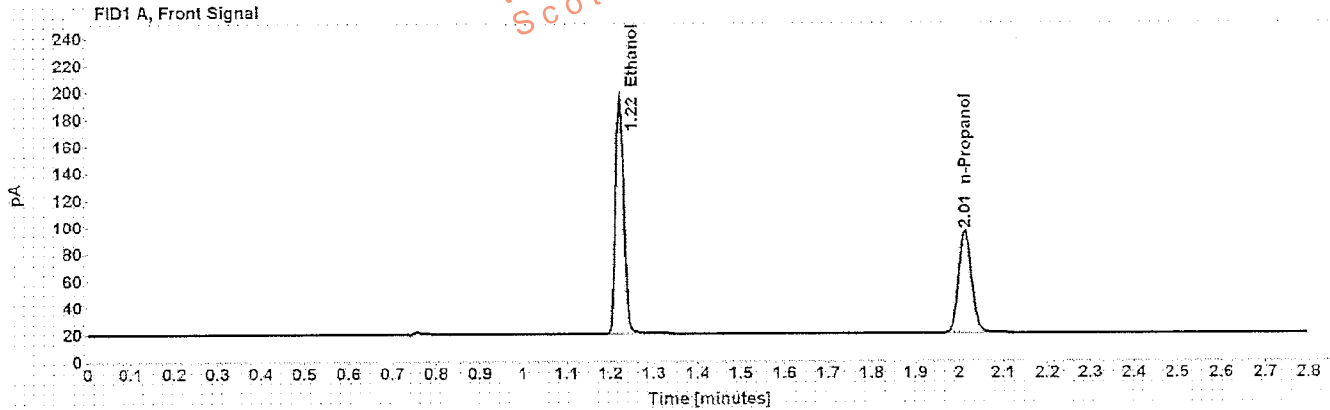


Table 1: FID 1 A (column DB-ALC1)

Compound	Time (min)	Peak Area
Ethanol	1.222	230.890
n-Propanol	2.013	156.961

Table 2: FID 2 B (column DB-ALC2)

Compound	Time (min)	Peak Area
Ethanol	1.324	238.077
n-Propanol	2.343	160.147

Scottsdale Police Department Crime Lab Volatiles Analysis

Sample: blank 090816	Item number:
Injection date: 10/11/2016 2:17:00 PM	Vial: 5
Method: ethanol quant.M	Sequence: 11Oct16
Instrument: US14173023 CN14160045	Analyst: Langan
Data file: C:\Chem32\1\Data\11Oct16\5.D	

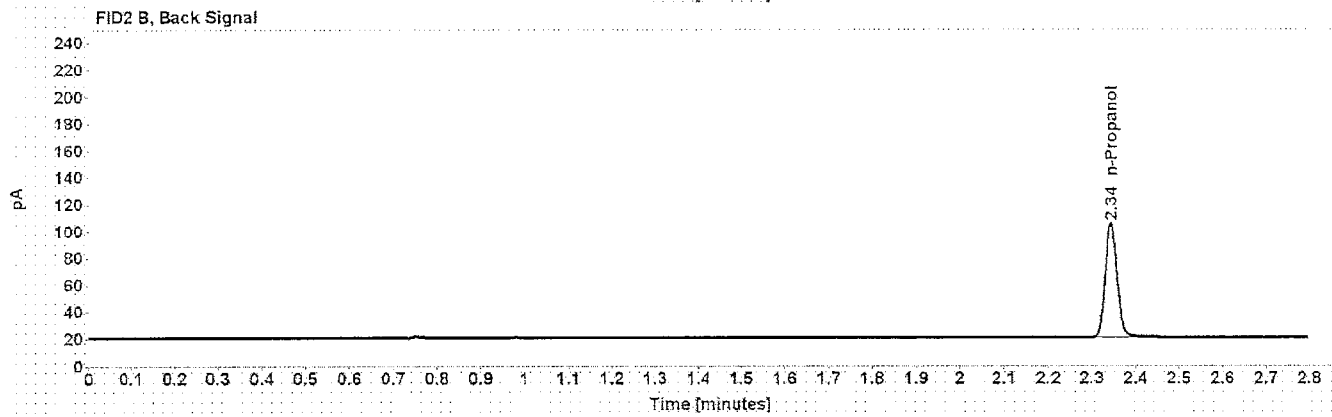
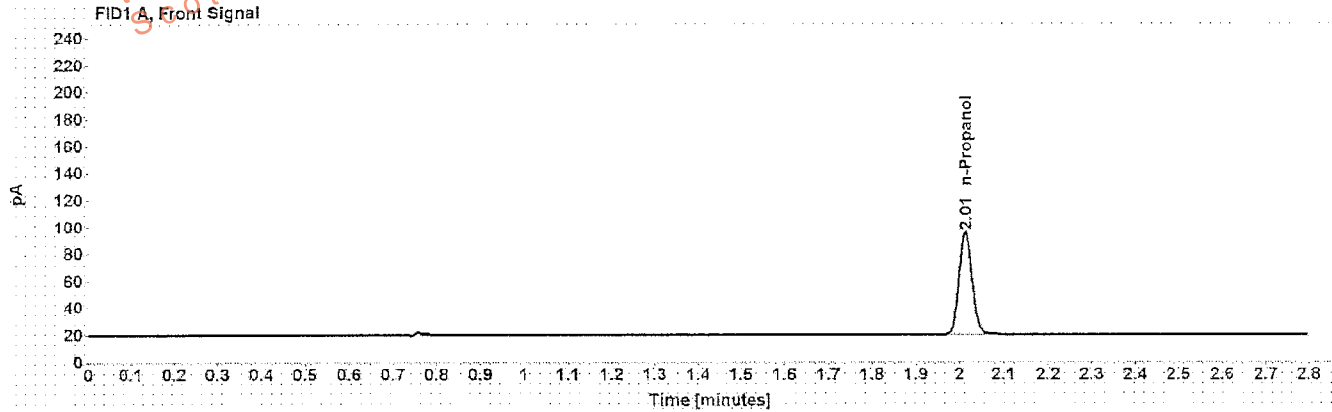


Table 1: FID 1 A (column DB-ALC1)

Compound	Amount (g/100mL)	Time (min)	Peak Area
n-Propanol	-----	2.013	156.735

Table 2: FID 2 B (column DB-ALC2)

Compound	Time (min)	Peak Area
n-Propanol	2.343	159.794

Scottsdale Police Department Crime Lab Volatiles Analysis

Sample: volatiles mix 030916 ASL	Item number:
Injection date: 10/11/2016 2:21:00 PM	Vial: 6
Method: ethanol quant.M	Sequence: 11Oct16
Instrument: US14173023 CN14160045	Analyst: Langan <i>RL</i>
Data file: C:\Chem3211\Data\11Oct16\6.D	

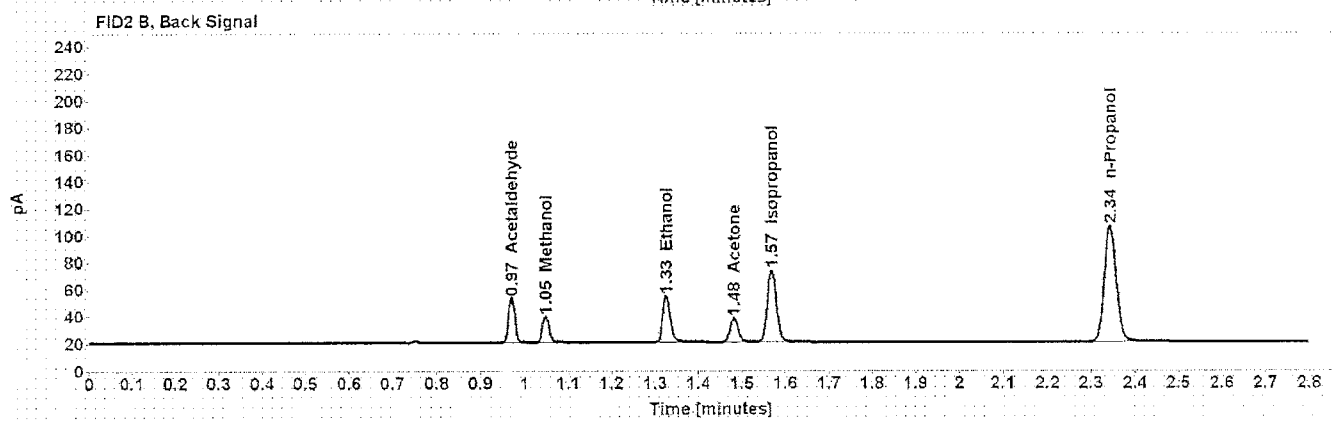
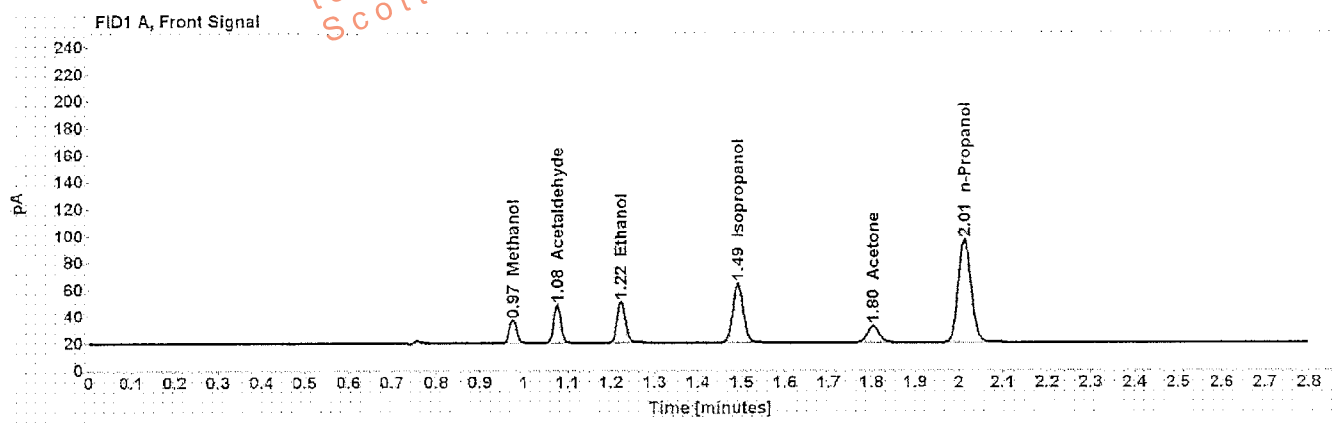


Table 1: FID 1 A (column DB-ALC1)

Compound	Amount (g/100mL)	Time (min)	Peak Area
Methanol	-----	0.975	20.244
Acetaldehyde	-----	1.076	32.911
>Ethanol	0.0711	1.223	40.603
Isopropanol	-----	1.492	74.560
Acetone	-----	1.803	22.480
n-Propanol	-----	2.013	158.840

Table 2: FID 2 B (column DB-ALC2)

Compound	Time (min)	Peak Area
Acetaldehyde	0.970	34.920
Methanol	1.048	20.877
Ethanol	1.326	41.394
Acetone	1.482	22.649
Isopropanol	1.568	76.759
n-Propanol	2.343	161.993

Scottsdale Police Department Crime Lab Volatiles Analysis

Sample: 0.400 Lipomed 05012012-C	Item number:
Injection date: 10/11/2016 2:25:15 PM	Vial: 7
Method: ethanol quant.M	Sequence: 11Oct16
Instrument: US14173023 CN14160045	Analyst: Langan <i>AL</i>
Data file: C:\Chem32\1\Data\11Oct16\7.D	

Dissemination is restricted to Criminal Justice Agencies and authorized personnel only. Dissemination to unauthorized agencies is PROHIBITED. Scottsdale City Prosecutor

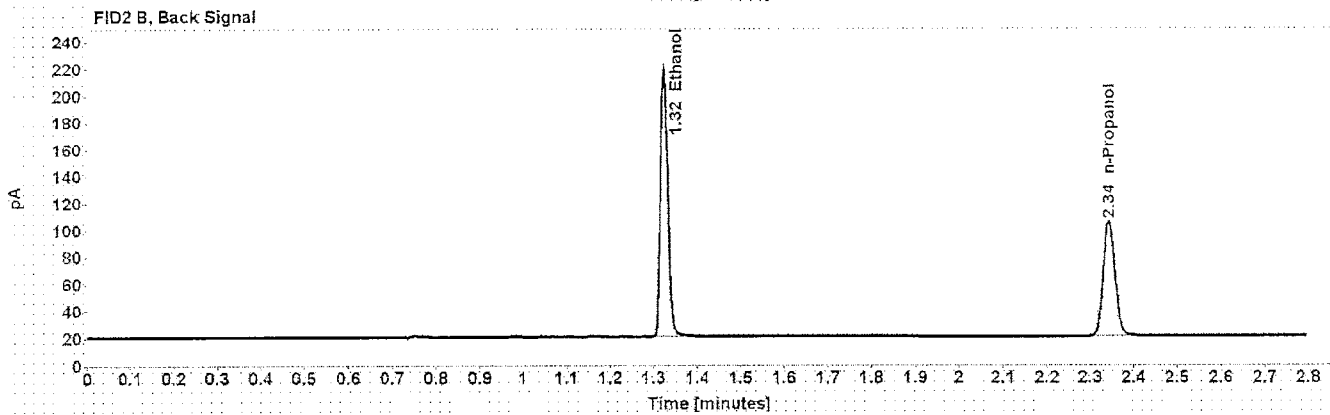
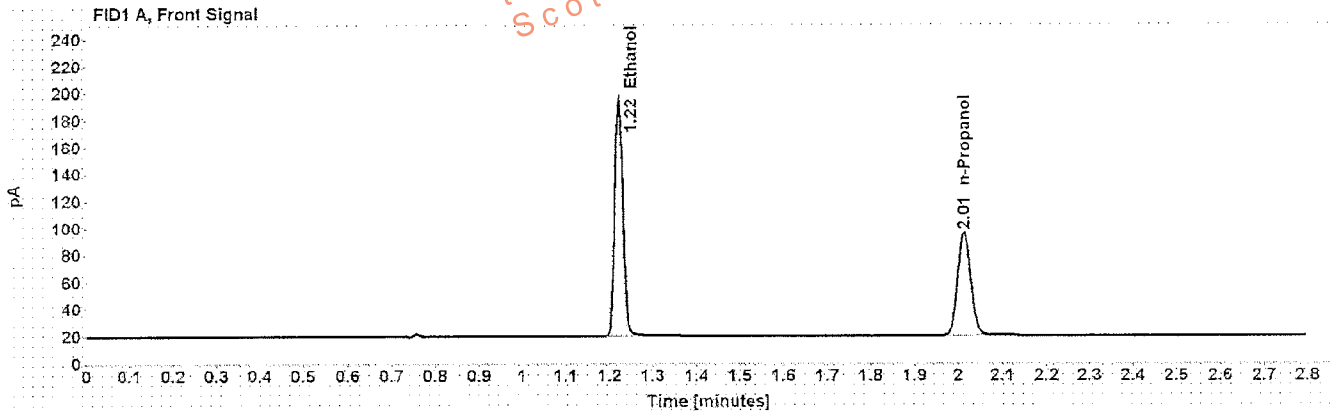


Table 1: FID 1 A (column DB-ALC1)

Compound	Amount (g/100mL)	Time (min)	Peak Area
>Ethanol	0.3994	1.222	231.473
n-Propanol	-----	2.013	157.875

Table 2: FID 2 B (column DB-ALC2)

Compound	Time (min)	Peak Area
Ethanol	1.324	238.587
n-Propanol	2.343	161.108

Scottsdale Police Department Crime Lab Volatiles Analysis

Sample: 0.040 Lipomed 30112011-B	Item number:
Injection date: 10/11/2016 2:29:15 PM	Vial: 8
Method: ethanol quant.M	Sequence: 11Oct16
Instrument: US14173023 CN14160045	Analyst: Langan RL-
Data file: C:\Chem32\1\Data\11Oct16\8.D	

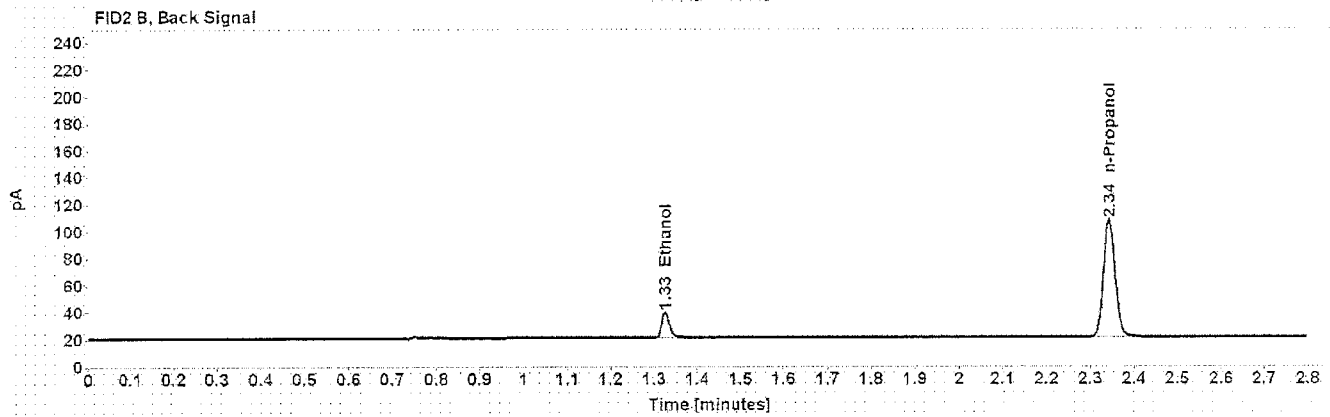
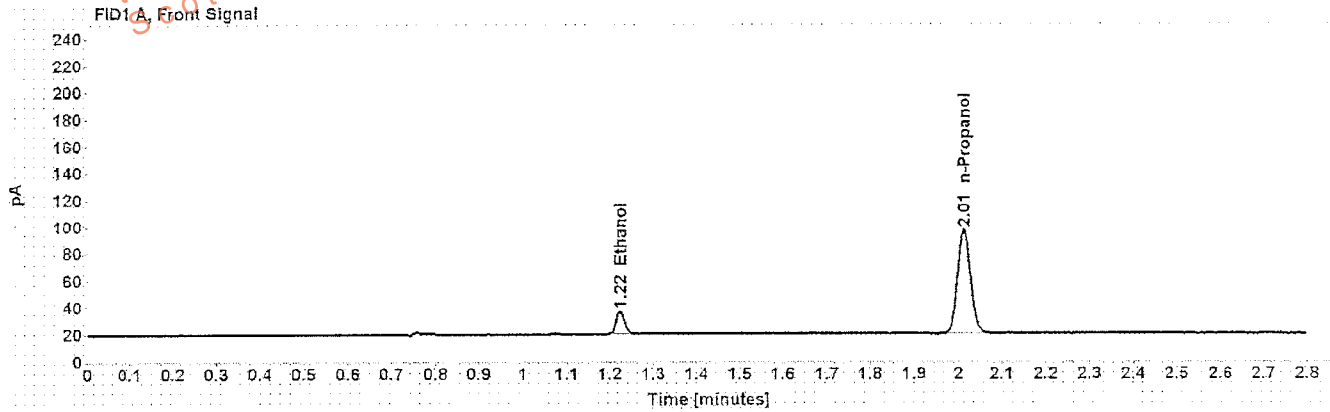


Table 1: FID 1 A (column DB-ALC1)

Compound	Amount (g/100mL)	Time (min)	Peak Area
>Ethanol	0.0398	1.223	22.461
n-Propanol	-----	2.013	160.112

Table 2: FID 2 B (column DB-ALC2)

Compound	Time (min)	Peak Area
Ethanol	1.326	22.849
n-Propanol	2.343	163.518

Scottsdale Police Department Crime Lab Volatiles Analysis

Sample: 0.20 ACQ 402101060/6 Item number:
 Injection date: 10/11/2016 2:33:15 PM Vial: 9
 Method: ethanol quant.M Sequence: 11Oct16
 Instrument: US14173023 CN14160045 Analyst: Langan A
 Data file: C:\Chem3211\1Data\11Oct16\9.D

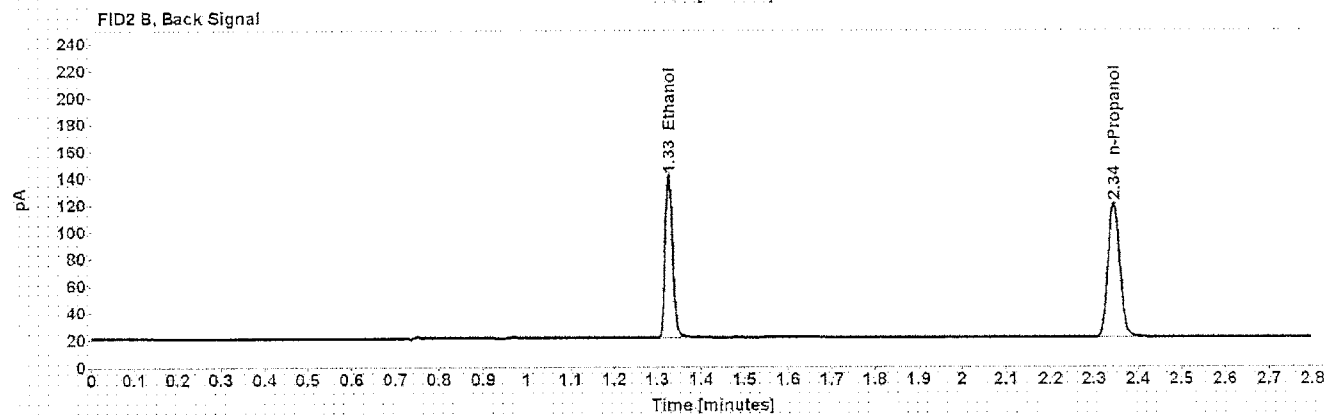
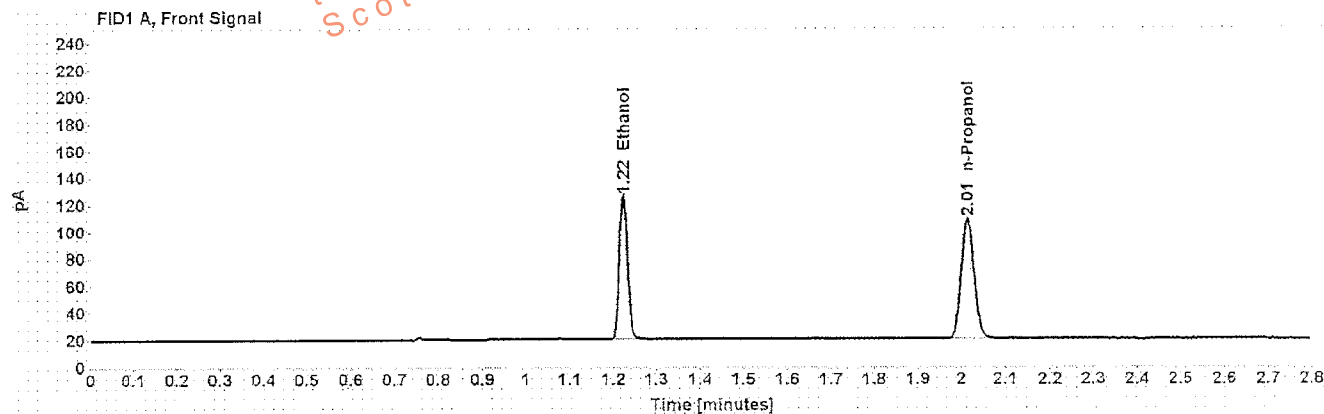


Table 1: FID 1 A (column DB-ALC1)

Compound	Amount (g/100mL)	Time (min)	Peak Area
>Ethanol	0.2084	1.223	139.857
n-Propanol	-----	2.014	183.621

Table 2: FID 2 B (column DB-ALC2)

Compound	Time (min)	Peak Area
Ethanol	1.326	143.759
n-Propanol	2.345	188.372

Scottsdale Police Department Crime Lab Volatiles Analysis

Sample: 0.080 Lipomed 14112011-A	Item number:
Injection date: 10/11/2016 3:17:45 PM	Vial: 20
Method: ethanol quant.M	Sequence: 11Oct16
Instrument: US14173023 CN14160045	Analyst: Langan <i>LL</i>
Data file: C:\Chem32\1\Data\11Oct16\20.D	

Dissemination is restricted to Criminal Justice Agencies and authorized Non-C.J. Agencies ONLY. Secondary dissemination to unauthorized agencies is PROHIBITED.
Scottsdale City Prosecutor

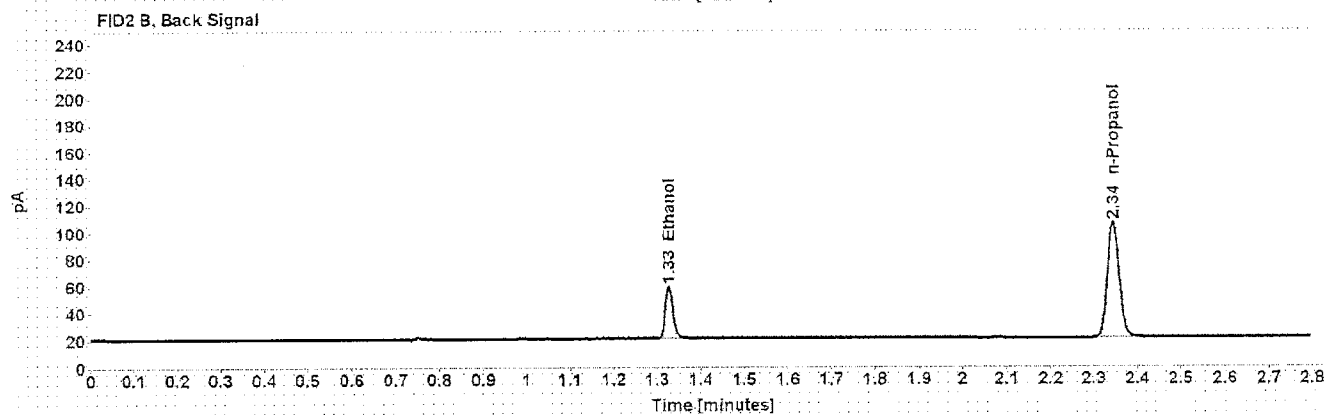
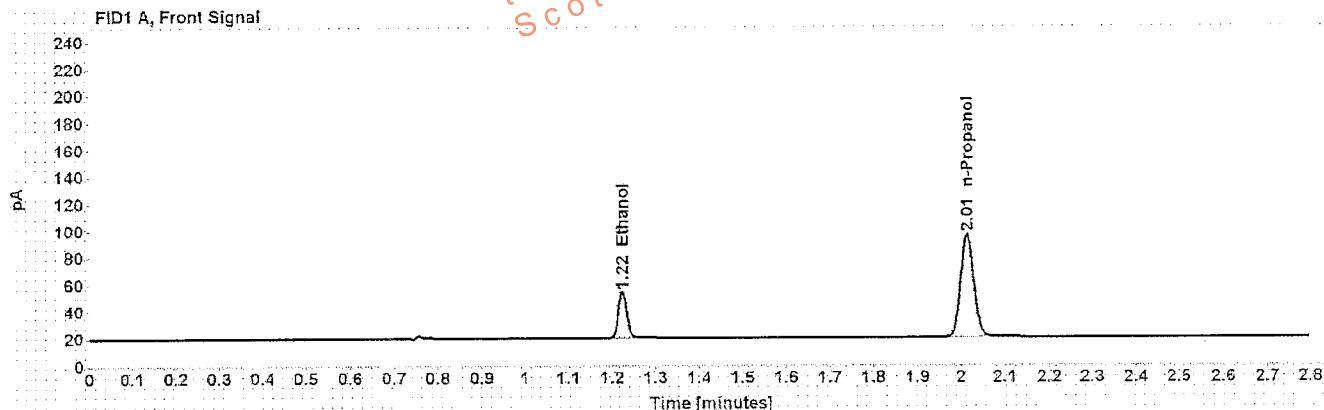


Table 1: FID 1 A (column DB-ALC1)

Compound	Amount (g/100mL)	Time (min)	Peak Area
>Ethanol	0.0799	1.223	45.416
n-Propanol	-----	2.013	157.629

Table 2: FID 2 B (column DB-ALC2)

Compound	Time (min)	Peak Area
Ethanol	1.327	46.826
n-Propanol	2.344	161.951

Scottsdale Police Department Crime Lab Volatiles Analysis

Sample: 0.150 Lipomed 11012012-C	Item number:
Injection date: 10/11/2016 4:02:15 PM	Vial: 31
Method: ethanol quant.M	Sequence: 11Oct16
Instrument: US14173023 CN14160045	Analyst: Langan <i>ML</i>
Data file: C:\Chem32\1\Data\11Oct16\31.D	

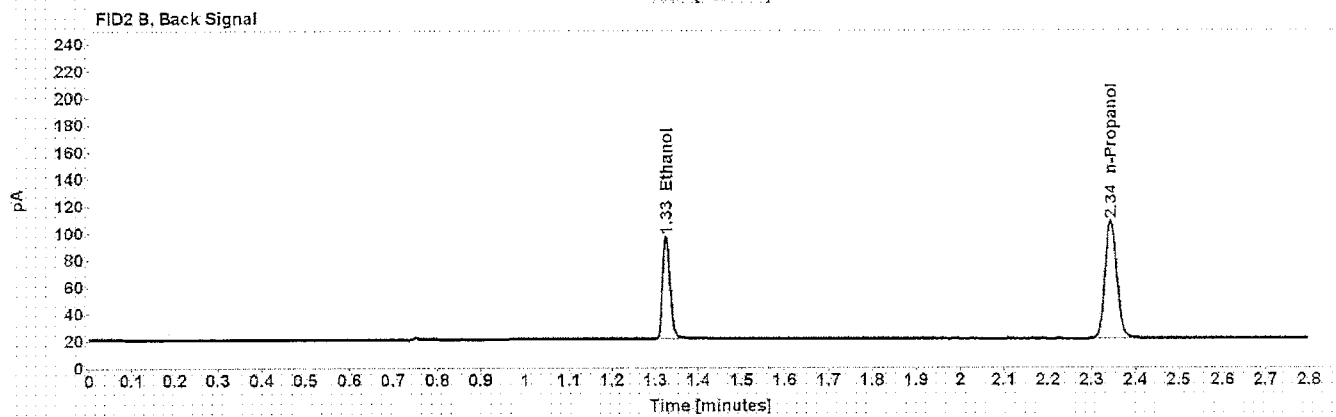
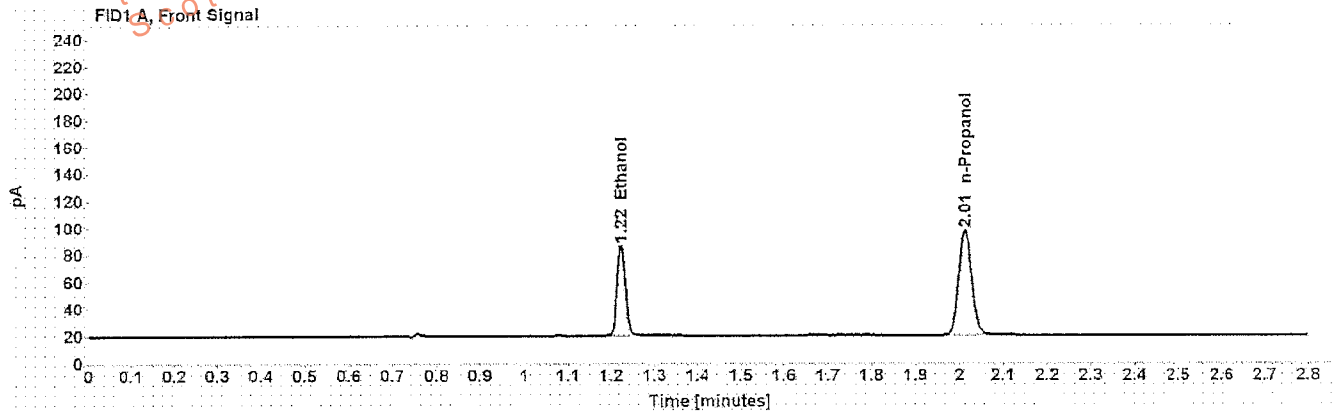


Table 1: FID 1 A (column DB-ALC1)

Compound	Amount (g/100mL)	Time (min)	Peak Area
>Ethanol	0.1516	1.223	88.545
n-Propanol	-----	2.013	160.264

Table 2: FID 2 B (column DB-ALC2)

Compound	Time (min)	Peak Area
Ethanol	1.326	91.292
n-Propanol	2.344	164.515

Scottsdale Police Department Crime Lab Volatiles Analysis

Sample: 0.20 ACQ 402101060/6	Item number: 42
Injection date: 10/11/2016 4:46:30 PM	Vial: 42
Method: ethanol quant.M	Sequence: 11Oct16
Instrument: US14173023 CN14160045	Analyst: Langan
Data file: C:\Chem32\11Data\11Oct16\42.D	

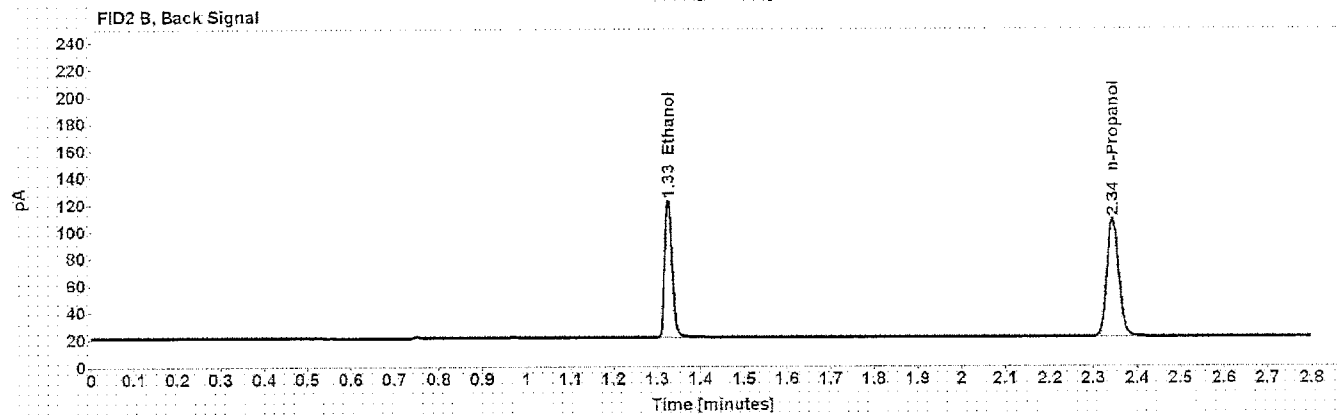
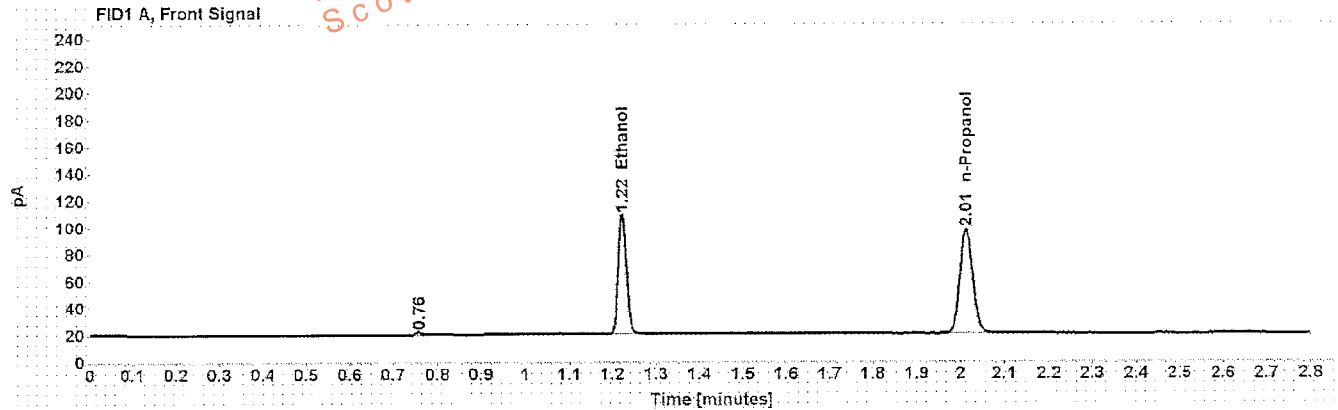


Table 1: FID 1 A (column DB-ALC1)

Compound	Amount (g/100mL)	Time (min)	Peak Area
>Ethanol	0.2013	1.223	118.135
n-Propanol	-----	2.013	160.585

Table 2: FID 2 B (column DB-ALC2)

Compound	Time (min)	Peak Area
Ethanol	1.326	121.976
n-Propanol	2.344	165.387

Scottsdale Police Department Crime Lab Volatiles Analysis

Sample: 0.080 Lipomed 14112011-A	Item number:
Injection date: 10/11/2016 5:31:00 PM	Vial: 53
Method: ethanol quant.M	Sequence: 11Oct16
Instrument: US14173023 CN14160045	Analyst: Langan
Data file: C:\Chem32\1\Data\11Oct16\53.D	

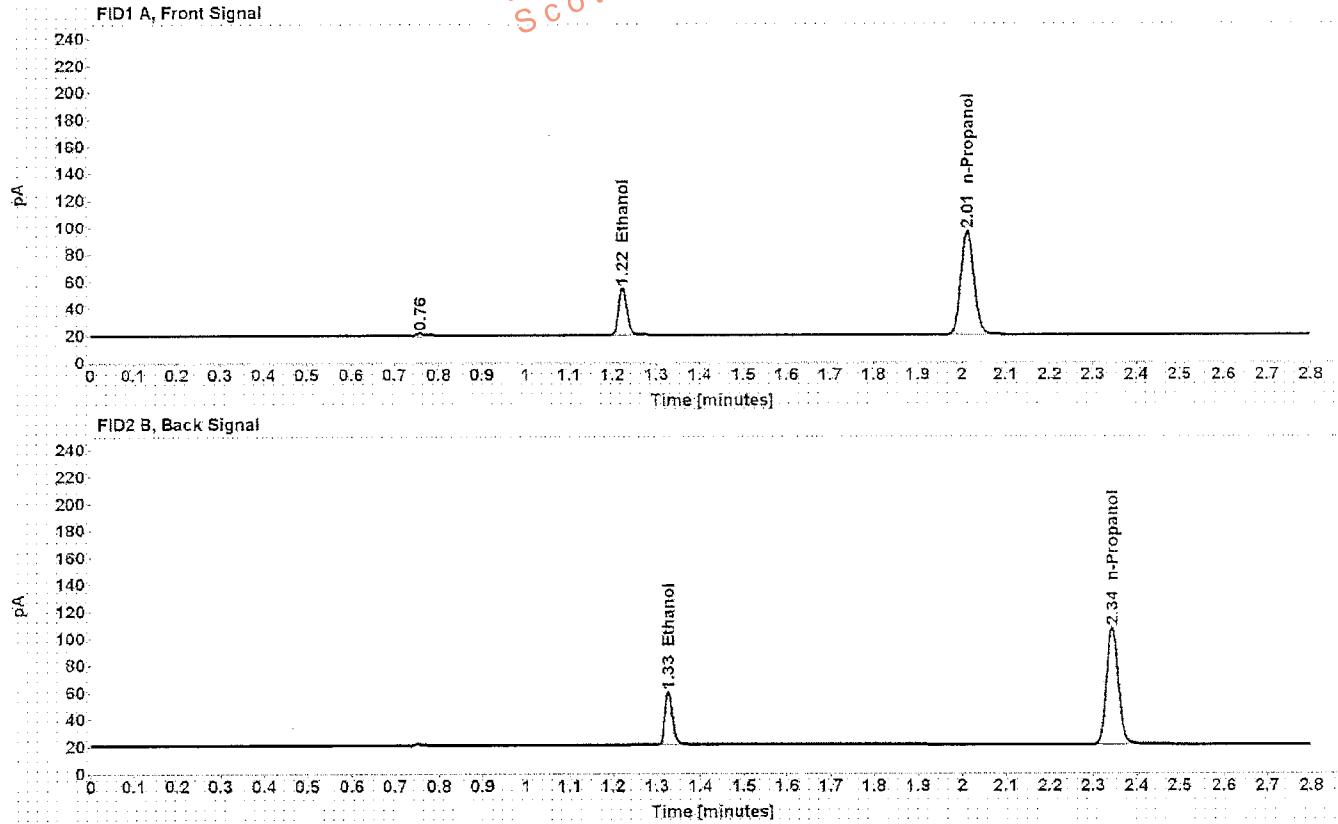


Table 1: FID 1 A (column DB-ALC1)

Compound	Amount (g/100mL)	Time (min)	Peak Area
>Ethanol	0.0804	1.223	46.094
n-Propanol	-----	2.013	158.980

Table 2: FID 2 B (column DB-ALC2)

Compound	Time (min)	Peak Area
Ethanol	1.326	47.532
n-Propanol	2.344	163.625

Scottsdale Police Department Crime Lab Volatiles Analysis

Sample: 0.40 Lipomed 05012012-C	Item number:
Injection date: 10/11/2016 6:07:31 PM	Vial: 62
Method: ethanol quant.M	Sequence: 11Oct16
Instrument: US14173023 CN14160045	Analyst: Langan
Data file: C:\Chem32\1\Data\11Oct16\62.D	

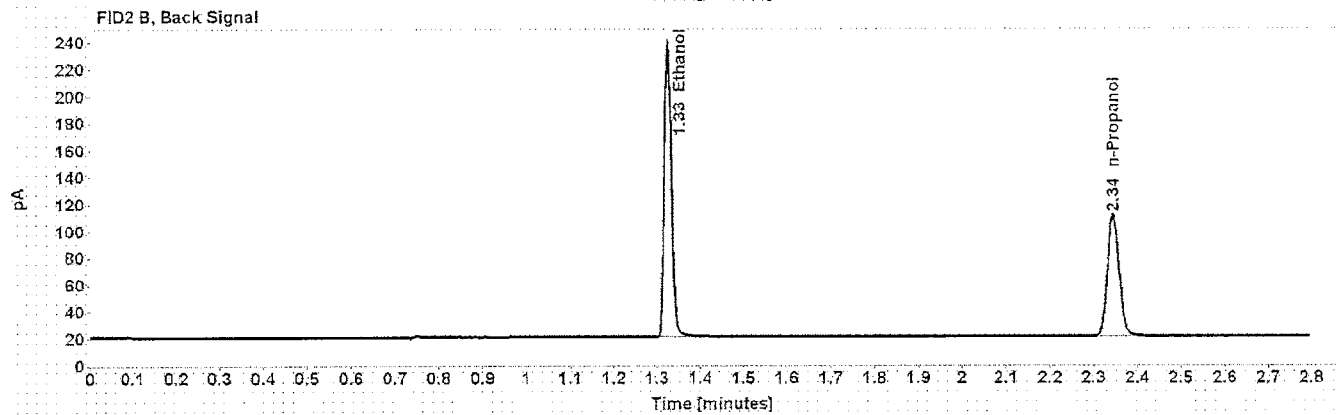
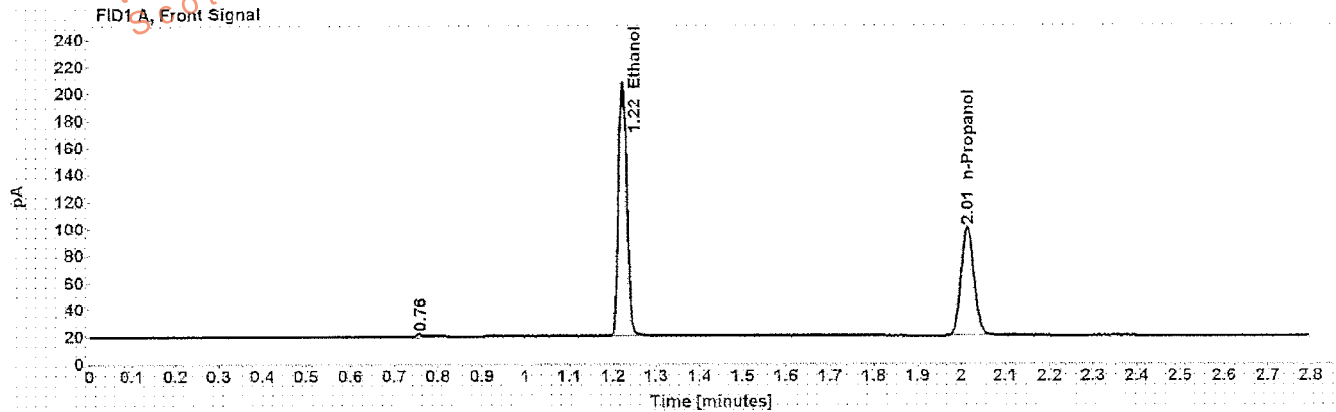


Table 1: FID 1 A (column DB-ALC1)

Compound	Amount (g/100mL)	Time (min)	Peak Area
>Ethanol	0.4088	1.222	249.330
n-Propanol	-----	2.014	166.158

Table 2: FID 2 B (column DB-ALC2)

Compound	Time (min)	Peak Area
Ethanol	1.325	258.734
n-Propanol	2.344	170.995

Scottsdale Police Department Crime Lab Volatiles Analysis

Sample: 0.04 Lipomed 30112011-B	Item number: 63
Injection date: 10/11/2016 6:11:30 PM	Vial: 63
Method: ethanol quant.M	Sequence: 11Oct16
Instrument: US14173023 CN14160045	Analyst: Langan
Data file: C:\Chem32\11Data\11Oct16\63.D	

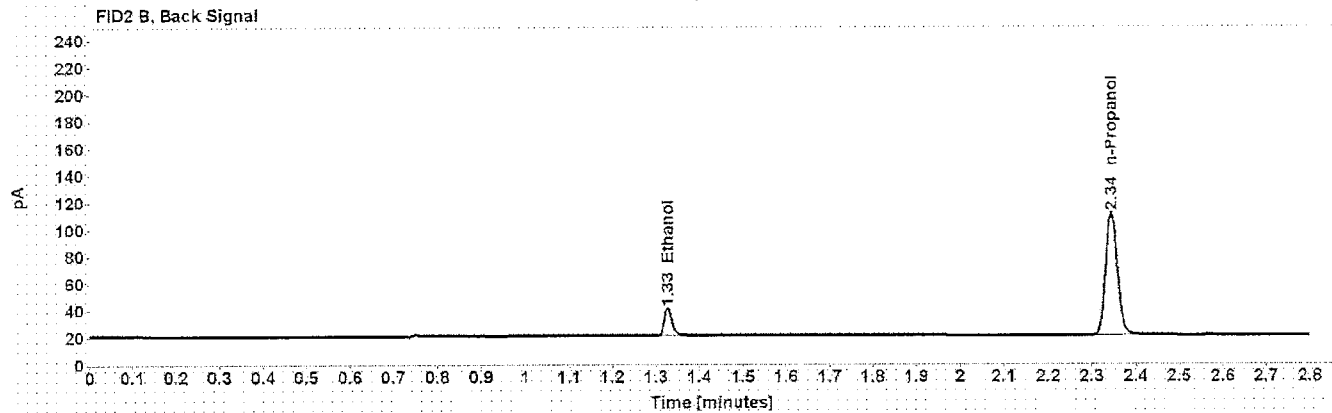
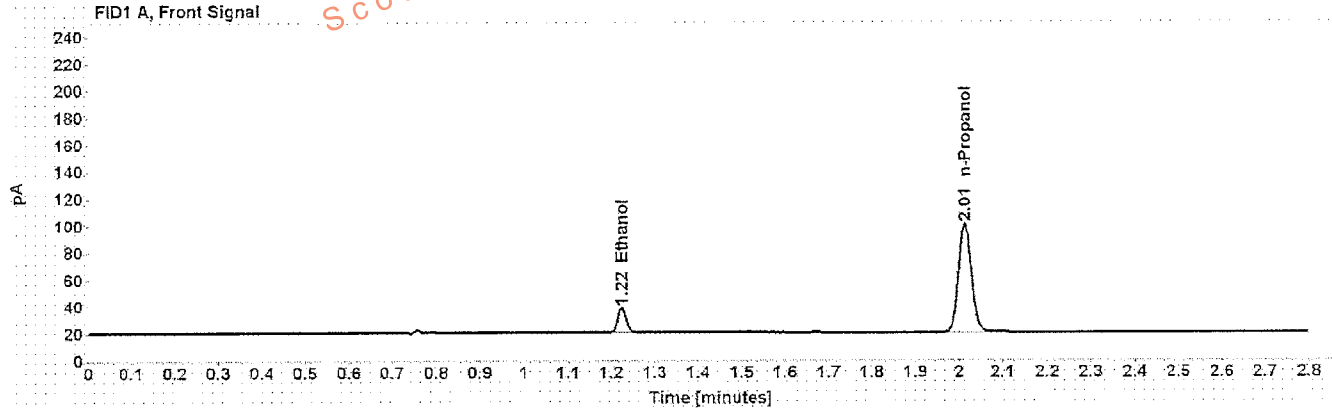


Table 1: FID 1 A (column DB-ALC1)

Compound	Amount (g/100mL)	Time (min)	Peak Area
>Ethanol	0.0410	1.224	24.049
n-Propanol	-----	2.014	166.175

Table 2: FID 2 B (column DB-ALC2)

Compound	Time (min)	Peak Area
Ethanol	1.328	24.733
n-Propanol	2.344	170.942

Scottsdale Police Department Crime Lab Volatiles Analysis

Sample: 0.20 ACQ 402101060/6	Item number:
Injection date: 10/11/2016 6:15:30 PM	Vial: 64
Method: ethanol quant.M	Sequence: 11Oct16
Instrument: US14173023 CN14160045	Analyst: Langan
Data file: C:\Chem32\1\Data\11Oct16\64.D	

Dissemination is restricted to Criminal Justice Agencies and authorized Non-C.J. Agencies ONLY. Secondary dissemination to unauthorized agencies is PROHIBITED. Scottsdale City Prosecutor

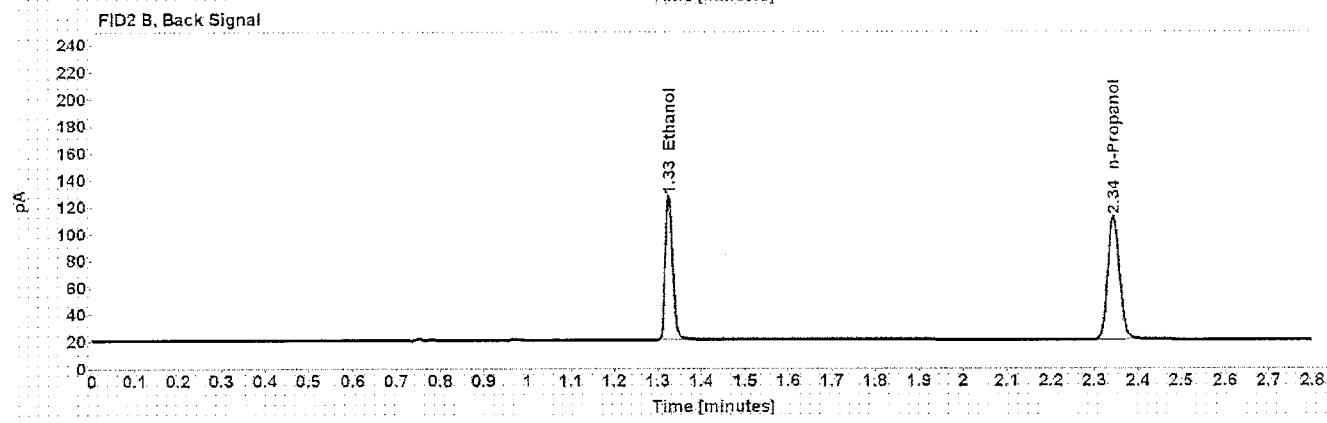
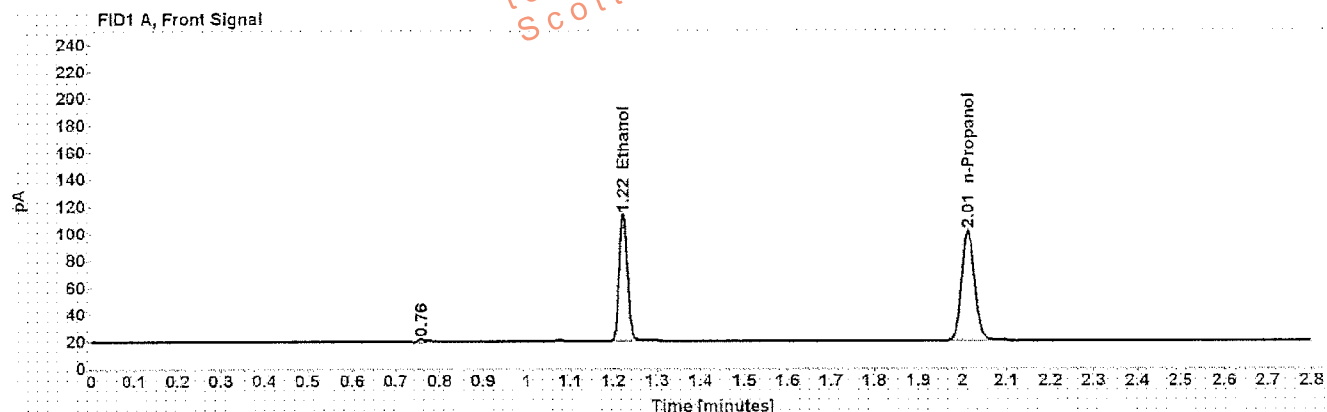


Table 1: FID 1 A (column DB-ALC1)

Compound	Amount (g/100mL)	Time (min)	Peak Area
>Ethanol	0.2028	1.223	124.245
n-Propanol	-----	2.013	167.591

Table 2: FID 2 B (column DB-ALC2)

Compound	Time (min)	Peak Area
Ethanol	1.325	128.206
n-Propanol	2.344	172.785

Scottsdale Police Department Crime Lab Volatiles Analysis

Sample: blank 090816	Item number:
Injection date: 10/11/2016 6:19:31 PM	Vial: 65
Method: ethanol quant.M	Sequence: 11Oct16
Instrument: US14173023 CN14160045	Analyst: Langan <i>AL</i>
Data file: C:\Chem321\Data\11Oct16\65.D	

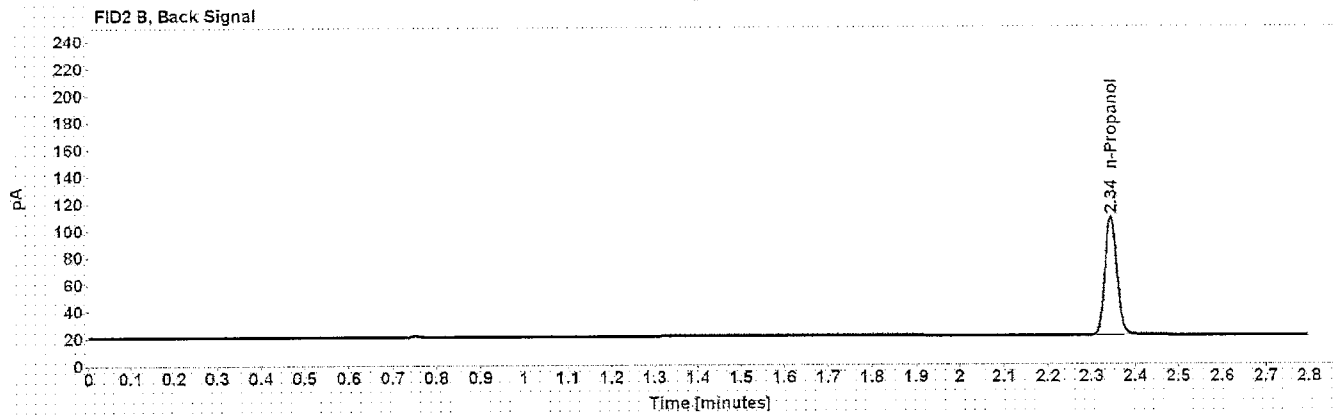
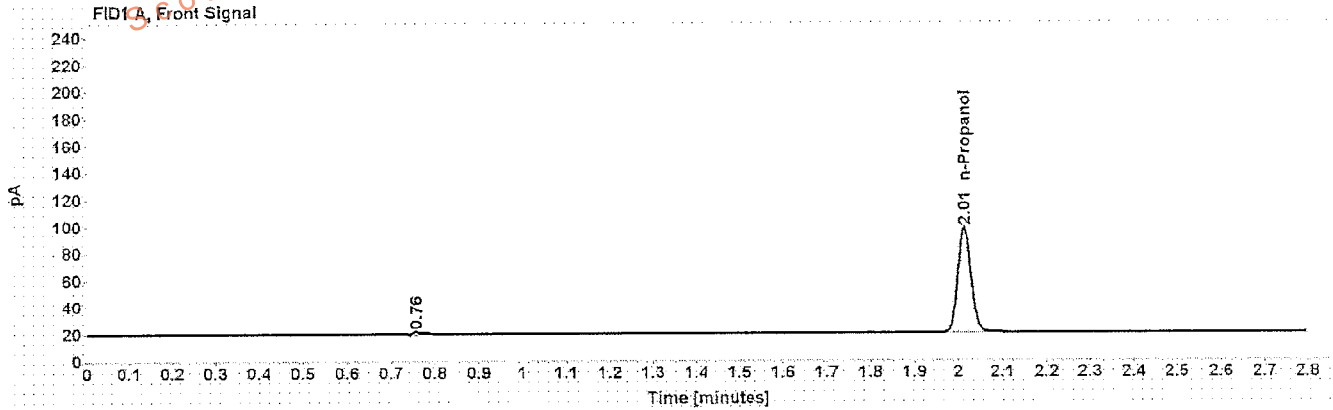


Table 1: FID 1 A (column DB-ALC1)

Compound	Amount (g/100mL)	Time (min)	Peak Area
n-Propanol	-----	2.013	161.398

Table 2: FID 2 B (column DB-ALC2)

Compound	Time (min)	Peak Area
n-Propanol	2.344	166.036

Sequence Summary

Sequence name: 11Oct16 Instrument: US14173023 CN14160045 Analyst: Langan

Vial	Sample	Type	Item Number	Method
1	0.020 Cerilliant FN08101401	Calibration		ethanol quant.M
2	0.100 Cerilliant FN06181501	Calibration		ethanol quant.M
3	0.200 Cerilliant FN07201502	Calibration		ethanol quant.M
4	0.400 Cerilliant FN11191402	Calibration		ethanol quant.M
5	blank 090816	Control		ethanol quant.M
6	volatiles mix 030916 ASL	Control		ethanol quant.M
7	0.400 Lipomed 05012012-C	Control		ethanol quant.M
8	0.040 Lipomed 30112011-B	Control		ethanol quant.M
9	0.20 ACQ 402101060/6	Control		ethanol quant.M
10	L16	Sample	1115698	ethanol quant.M
11	L16	Sample	1115698	ethanol quant.M
12	L16	Sample	1113547	ethanol quant.M
13	L16	Sample	1113547	ethanol quant.M
14	L16	Sample	1084790	ethanol quant.M
15	L16	Sample	1084790	ethanol quant.M
16	L16	Sample	1115844	ethanol quant.M
17	L16	Sample	1115844	ethanol quant.M
18	L16	Sample	1115882	ethanol quant.M
19	L16	Sample	1115882	ethanol quant.M
20	0.080 Lipomed 14112011-A	Control		ethanol quant.M
21	L16	Sample	1113775	ethanol quant.M
22	L16	Sample	1113775	ethanol quant.M
23	L16	Sample	1112405	ethanol quant.M
24	L16	Sample	1112405	ethanol quant.M
25	L16	Sample	1113480	ethanol quant.M
26	L16	Sample	1113480	ethanol quant.M
27	L16	Sample	1113360	ethanol quant.M
28	L16	Sample	1113360	ethanol quant.M
29	L16	Sample	000001A	ethanol quant.M
30	L16	Sample	000001A	ethanol quant.M
31	0.150 Lipomed 11012012-C	Control		ethanol quant.M
32	L16	Sample	000001A	ethanol quant.M
33	L16	Sample	000001A	ethanol quant.M
34	L16	Sample	1087377	ethanol quant.M
35	L16	Sample	1087377	ethanol quant.M
36	L16	Sample	1088062	ethanol quant.M
37	L16	Sample	1088062	ethanol quant.M
38	L16	Sample	1116758	ethanol quant.M
39	L16	Sample	1116758	ethanol quant.M
40	L16	Sample	1113917	ethanol quant.M
41	L16	Sample	1113917	ethanol quant.M
42	0.20 ACQ 402101060/6	Control		ethanol quant.M
43	L16	Sample	1112814	ethanol quant.M
44	L16	Sample	1112814	ethanol quant.M
45	L16	Sample	1113731	ethanol quant.M
46	L16	Sample	1113731	ethanol quant.M
47	L16	Sample	1117355	ethanol quant.M

Sequence Summary

48	L16	[REDACTED]	Sample	1117855	ethanol quant.M
49	L16	[REDACTED]	Sample	285-01A	ethanol quant.M
50	L16	[REDACTED]	Sample	285-01A	ethanol quant.M
51	L16	[REDACTED]	Sample	1116262	ethanol quant.M
52	L16	[REDACTED]	Sample	1116262	ethanol quant.M
53	0.080 Lipomed 14112011-A		Control		ethanol quant.M
54	L16	[REDACTED]	Sample	1116557	ethanol quant.M
55	L16	[REDACTED]	Sample	1116557	ethanol quant.M
56	L16	[REDACTED]	Sample	1116360	ethanol quant.M
57	L16	[REDACTED]	Sample	1116360	ethanol quant.M
58	L16	[REDACTED]	Sample	1117954	ethanol quant.M
59	L16	[REDACTED]	Sample	1117954	ethanol quant.M
60	L16	[REDACTED]	Sample	1114085	ethanol quant.M
61	L16	[REDACTED]	Sample	1114085	ethanol quant.M
62	0.40 Lipomed 05012012-C		Control		ethanol quant.M
63	0.04 Lipomed 30112011-B		Control		ethanol quant.M
64	0.20 ACQ 402101060/6		Control		ethanol quant.M
65	blank 090816		Control		ethanol quant.M

Dissemination is restricted to Criminal Justice Agencies and authorized personnel. Secondary dissemination to unaffiliated agencies is PROHIBITED.
 Scottsdale City Prosecutor's Office

**SCOTTSDALE POLICE DEPARTMENT CRIME LABORATORY
SEQUENCE SUMMARY OF CASES**

SEQUENCE NAME: 11Oct16 *MS*

Vials	Test 1 (g/dL)	Test 2 (g/dL)	Mean (g/dL)	Percent Difference*	Absolute Difference (g/dL)*
10 11	0.0000	0.0000	0.00000	0.00	0.00000
12 13	0.2621	0.2687	0.26540	1.24	0.00330
14 15	0.1083	0.1088	0.10855	0.23	0.00025
16 17	0.1239	0.1233	0.12360	0.24	0.00030
18 19	0.0865	0.0856	0.08605	0.52	0.00045
21 22	0.1886	0.1885	0.18855	0.03	0.00005
23 24	0.1992	0.1974	0.19830	0.45	0.00090
25 26	0.1635	0.1639	0.16370	0.12	0.00020
27 28	0.2028	0.2036	0.20320	0.20	0.00040
29 30	0.1910	0.1924	0.19170	0.37	0.00070
32 33	0.2474	0.2509	0.24915	0.70	0.00175
34 35	0.0000	0.0000	0.00000	0.00	0.00000
36 37	0.1297	0.1305	0.13010	0.31	0.00040
38 39	0.2181	0.2188	0.21845	0.16	0.00035
40 41	0.1331	0.1331	0.13310	0.00	0.00000
43 44	0.2608	0.2607	0.26075	0.02	0.00005
45 46	0.1264	0.1273	0.12685	0.35	0.00045
47 48	0.2088	0.2095	0.20915	0.17	0.00035
49 50	0.2266	0.2273	0.22695	0.15	0.00035
51 52	0.0365	0.0367	0.03660	0.27	0.00010
54 55	0.1147	0.1159	0.11530	0.52	0.00060
56 57	0.2339	0.2359	0.23490	0.43	0.00100
58 59	0.1030	0.1032	0.10310	0.10	0.00010
60 61	0.2526	0.2529	0.25275	0.06	0.00015

*Calculated differences are differences from the mean of the two results.

Scottsdale Police Department Crime Lab Volatiles Analysis

Dissemination is restricted to Criminal Agencies and authorized Non-C.J. Agencies ONLY. Secondary dissemination to unauthorized agencies is PROHIBITED.
 Scottsdale City Prosecutor's Office

Sample:	[REDACTED]	Item number:	1115698
Injection date:	10/11/2016 2:37:15 PM	Vial:	10
Method:	ethanol quant.M	Sequence:	11Oct16
Instrument:	US14173023 CN14160045	Analyst:	Langan
Data file:	C:\Chem32\1>Data\11Oct16\10.D		

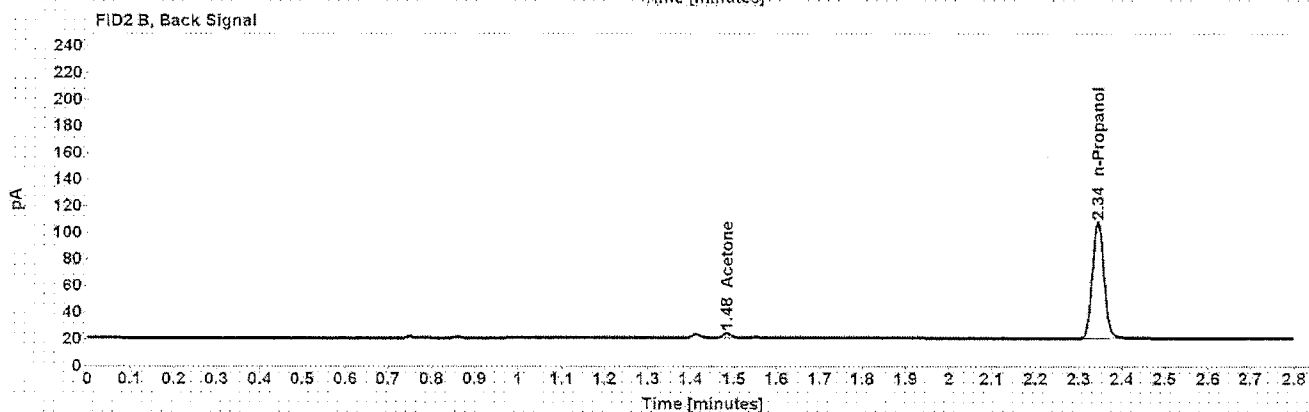
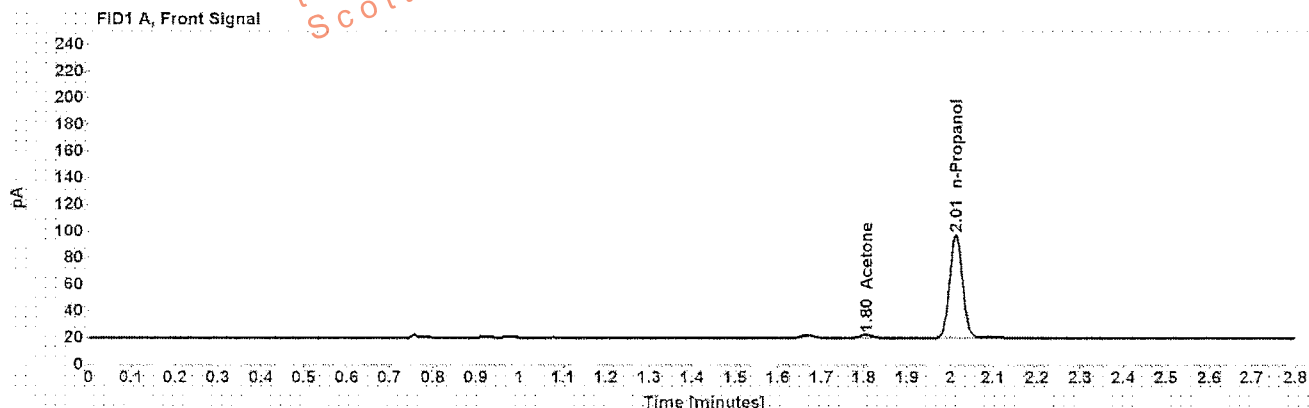


Table 1: FID 1 A (column DB-ALC1)

Compound	Amount (g/100mL)	Time (min)	Peak Area
Acetone	-----	1.805	4.356
n-Propanol	-----	2.013	160.425

Table 2: FID 2 B (column DB-ALC2)

Compound	Time (min)	Peak Area
Acetone	1.484	4.546
n-Propanol	2.344	164.885

Scottsdale Police Department Crime Lab Volatiles Analysis

Sample:	[REDACTED]	Item number:	1115698
Injection date:	10/11/2016 2:41:15 PM	Vial:	11
Method:	ethanol quant.M	Sequence:	11Oct16
Instrument:	US14173023 CN14160045	Analyst:	Langan
Data file:	C:\Chem32\11\Data\11Oct16\11.D		

Dissemination is restricted to Criminal Justice Agencies and authorized Non-C.J. Agencies ONLY. Secondary dissemination to unauthorized agencies is PROHIBITED.
Scottsdale City Prosecutor

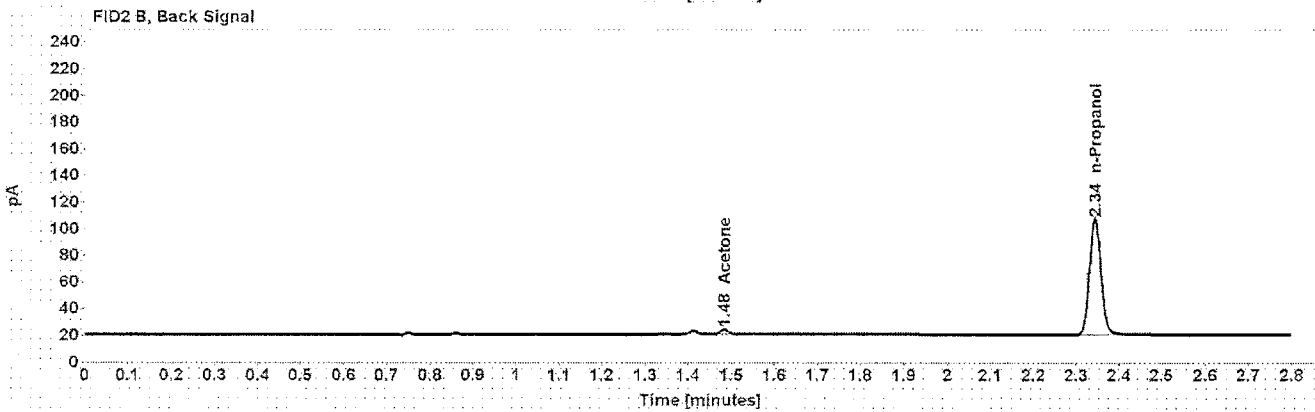
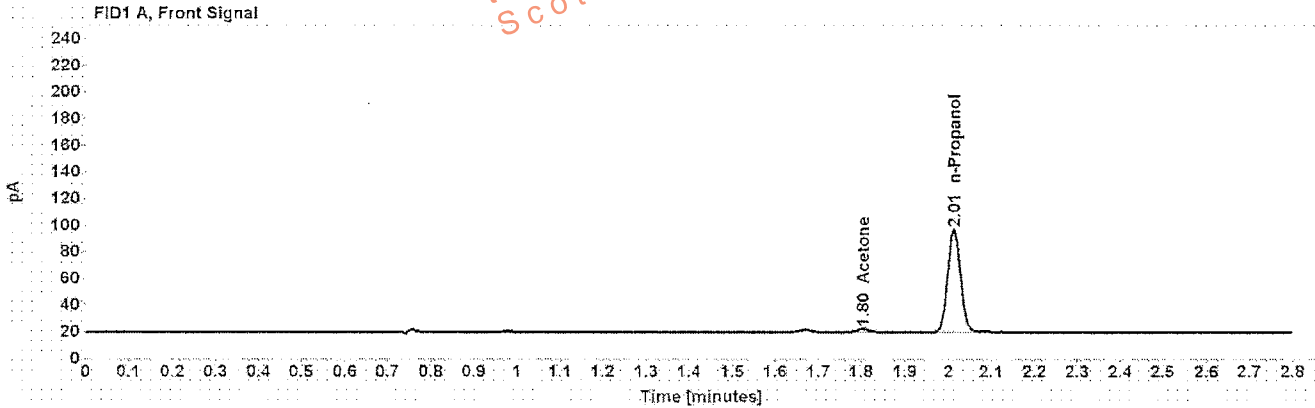


Table 1: FID 1 A (column DB-ALC1)

Compound	Amount (g/100mL)	Time (min)	Peak Area
Acetone	-----	1.804	4.371
n-Propanol	-----	2.013	159.407

Table 2: FID 2 B (column DB-ALC2)

Compound	Time (min)	Peak Area
Acetone	1.484	4.618
n-Propanol	2.343	164.142

Scottsdale Police Department Crime Lab Volatiles Analysis

Sample: [REDACTED]	Item number: 1113547
Injection date: 10/11/2016 2:45:15 PM	Vial: 12
Method: ethanol.quant.M	Sequence: 11Oct16
Instrument: US14173023 CN14160045	Analyst: Langan
Data file: C:\Chem3211\Data\11Oct16\12.D	

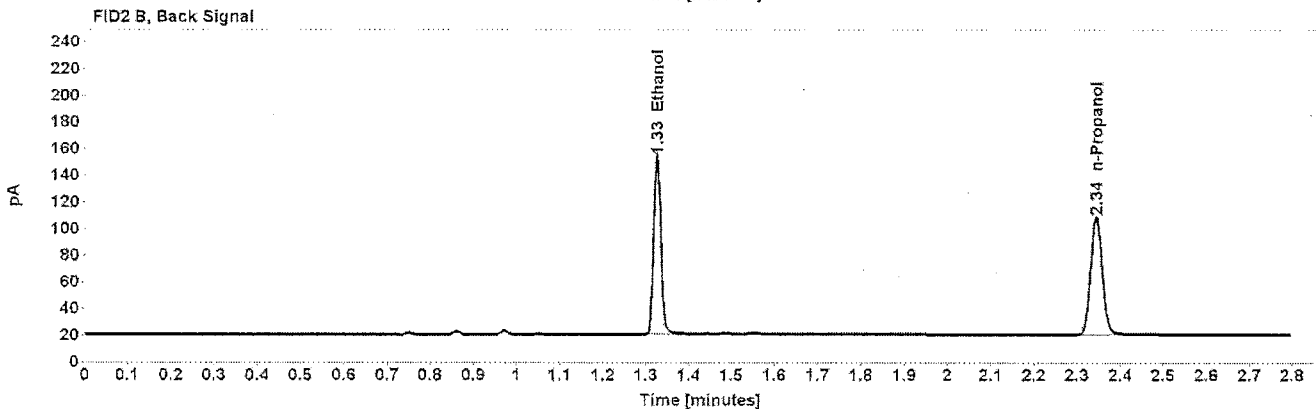
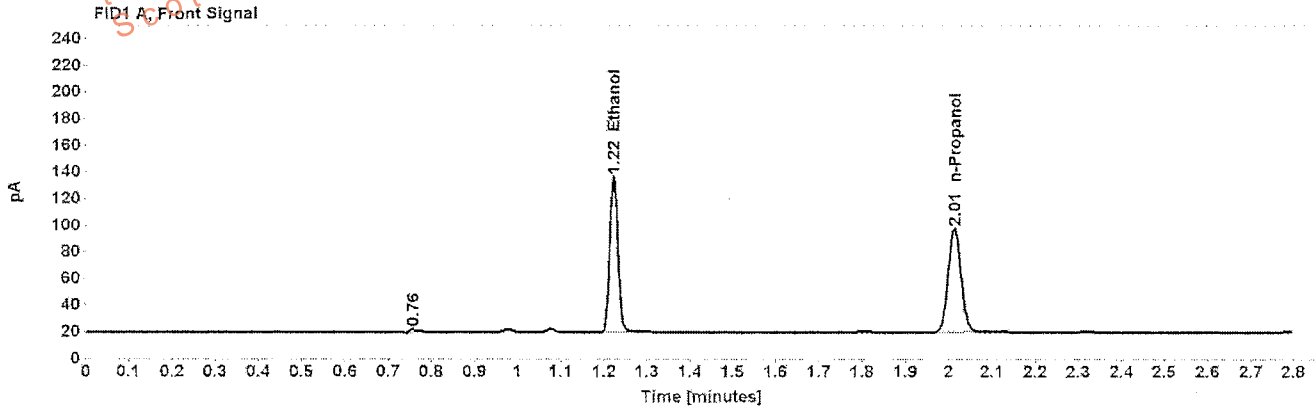


Table 1: FID 1 A (column DB-ALC1)

Compound	Amount (g/100mL)	Time (min)	Peak Area
>Ethanol	0.2621	1.222	155.013
n-Propanol	-----	2.013	161.492

Table 2: FID 2 B (column DB-ALC2)

Compound	Time (min)	Peak Area
Ethanol	1.325	159.970
n-Propanol	2.344	166.070

Scottsdale Police Department Crime Lab Volatiles Analysis

Sample:	[REDACTED]	Item number:	1113547
Injection date:	10/11/2016 2:49:31 PM	Vial:	13
Method:	ethanol quant.M	Sequence:	11Oct16
Instrument:	US14173023 CN14160045	Analyst:	Langan
Data file:	C:\Chem32\11Data\11Oct16\13.D		

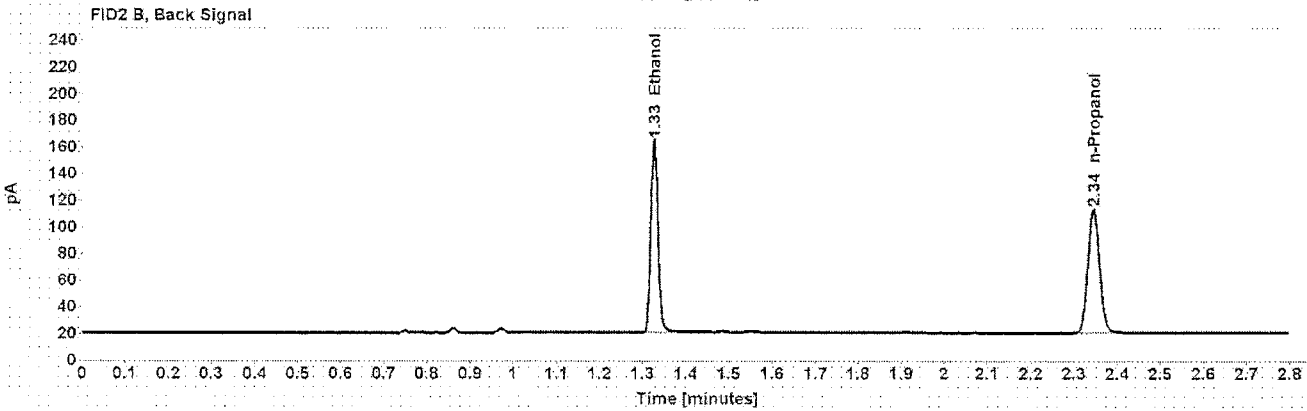
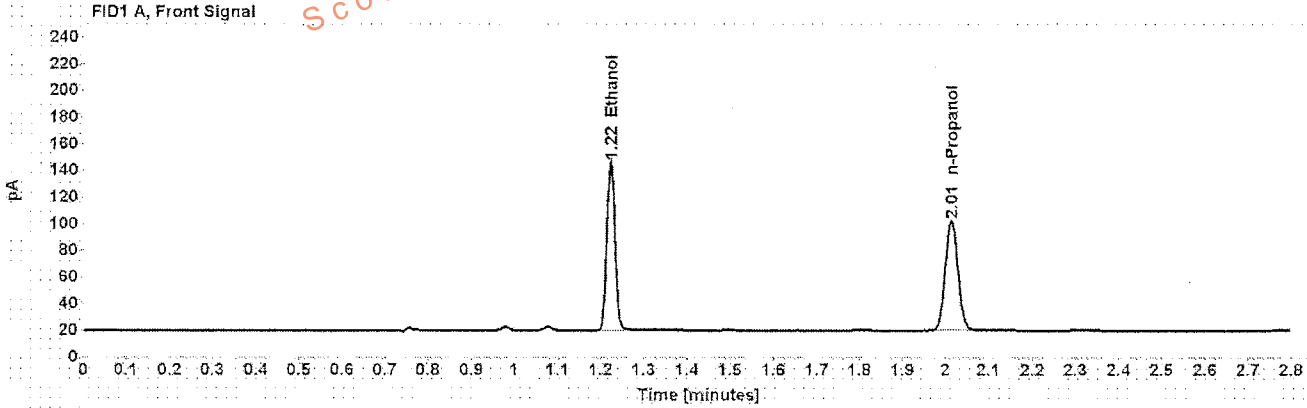


Table 1: FID 1 A (column DB-ALC1)

Compound	Amount (g/100mL)	Time (min)	Peak Area
>Ethanol	0.2687	1.223	166.996
n-Propanol	-----	2.014	169.705

Table 2: FID 2 B (column DB-ALC2)

Compound	Time (min)	Peak Area
Ethanol	1.326	173.743
n-Propanol	2.345	174.720

Scottsdale Police Department Crime Lab Volatiles Analysis

Dissemination is restricted to Criminal Justice Agencies and authorized Non-C.J. Agencies ONLY. Secondary dissemination to unauthorized agencies is PROHIBITED.
 Scottsdale City Prosecutor

Sample:	[REDACTED]	Item number:	1084790
Injection date:	10/11/2016 2:53:30 PM	Vial:	14
Method:	ethanol quant.M	Sequence:	11Oct16
Instrument:	US14173023 CN14160045	Analyst:	Langan
Data file:	C:\Chem32\11\Data\11Oct16\14.D		

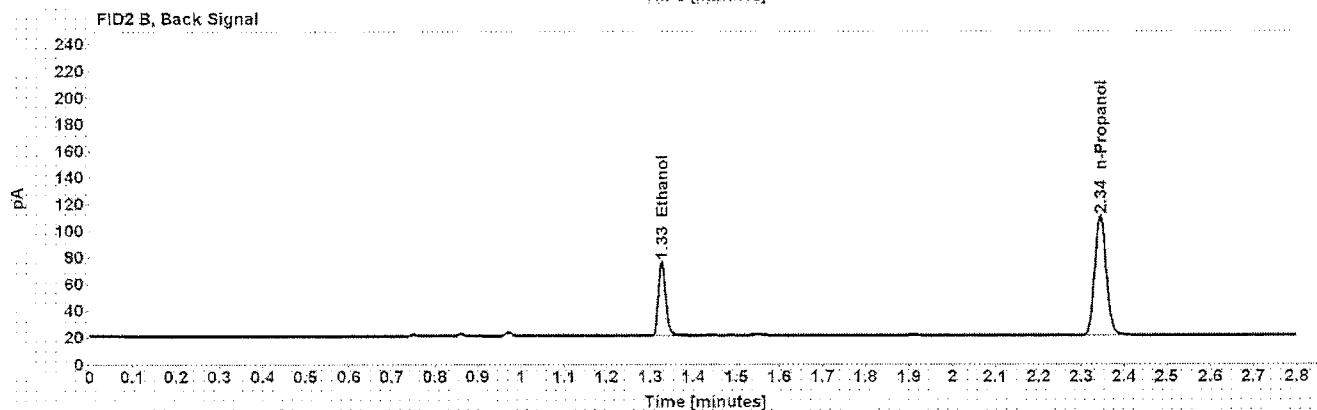
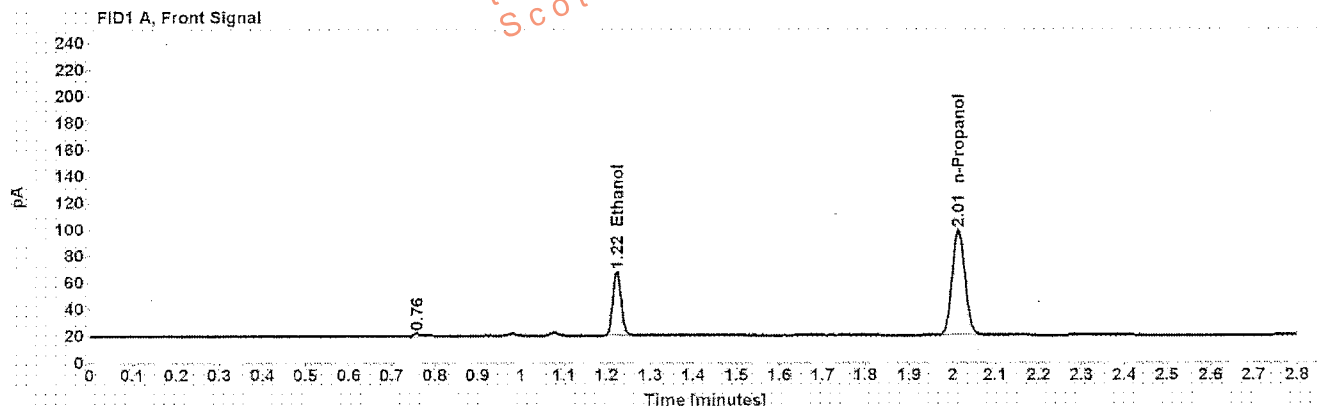


Table 1: FID 1 A (column DB-ALC1)

Compound	Amount (g/100mL)	Time (min)	Peak Area
>Ethanol	0.1083	1.224	64.175
n-Propanol	-----	2.014	163.323

Table 2: FID 2 B (column DB-ALC2)

Compound	Time (min)	Peak Area
Ethanol	1.327	66.321
n-Propanol	2.345	168.341

Scottsdale Police Department Crime Lab Volatiles Analysis

Sample: [REDACTED]	Item number: 1084790
Injection date: 10/11/2016 2:57:30 PM	Vial: 15
Method: ethanol quant.M	Sequence: 11Oct16
Instrument: US14173023 CN14160045	Analyst: Langan
Data file: C:\Chem3211\Data\11Oct16\15.D	

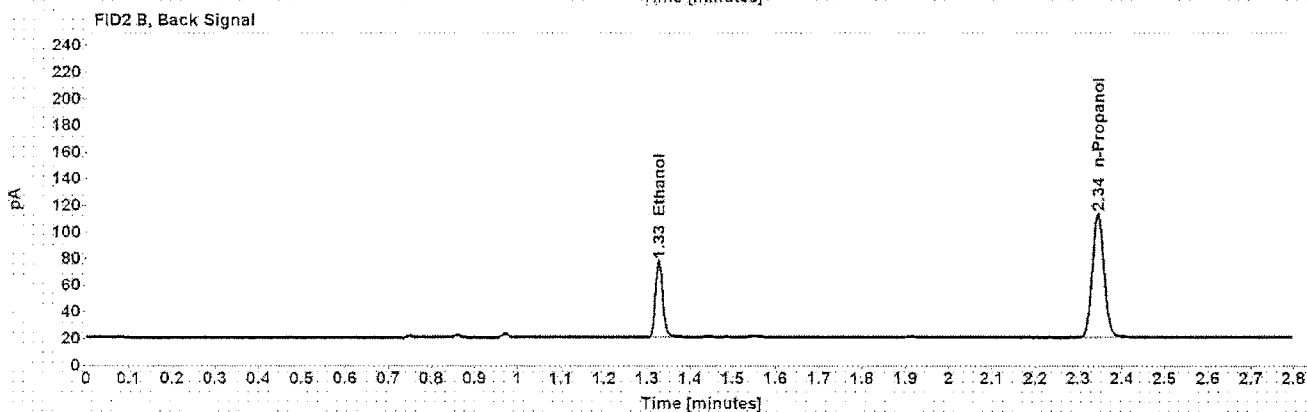
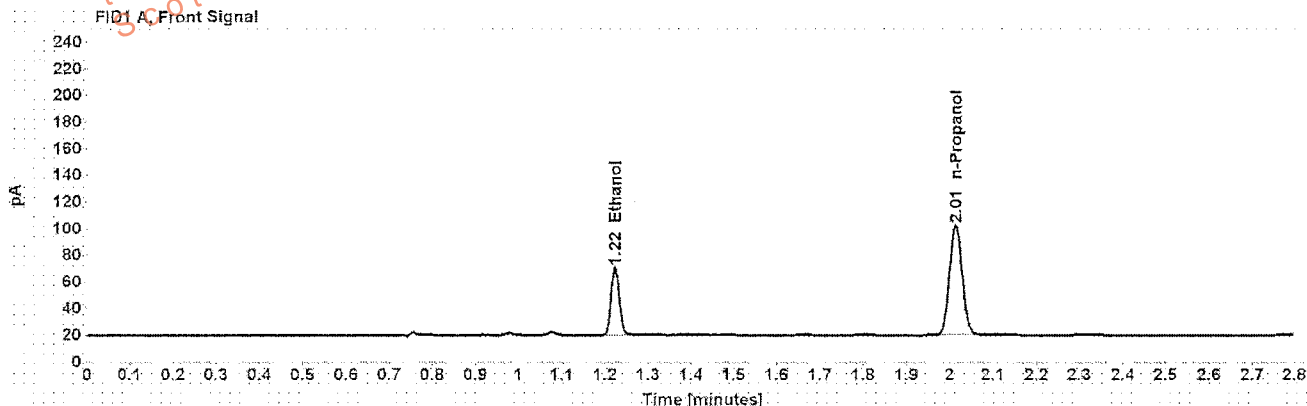


Table 1: FID 1 A (column DB-ALC1)

Compound	Amount (g/100mL)	Time (min)	Peak Area
>Ethanol	0.1088	1.223	67.099
n-Propanol	-----	2.014	169.957

Table 2: FID 2 B (column DB-ALC2)

Compound	Time (min)	Peak Area
Ethanol	1.326	69.364
n-Propanol	2.344	175.130

Scottsdale Police Department Crime Lab Volatiles Analysis

Sample:	[REDACTED]	Item number:	1115844
Injection date:	10/11/2016 3:01:30 PM	Vial:	16
Method:	ethanol quant.M	Sequence:	11Oct16
Instrument:	US14173023 CN14160045	Analyst:	Langan
Data file:	C:\Chem32\11Data\11Oct16\16.D		

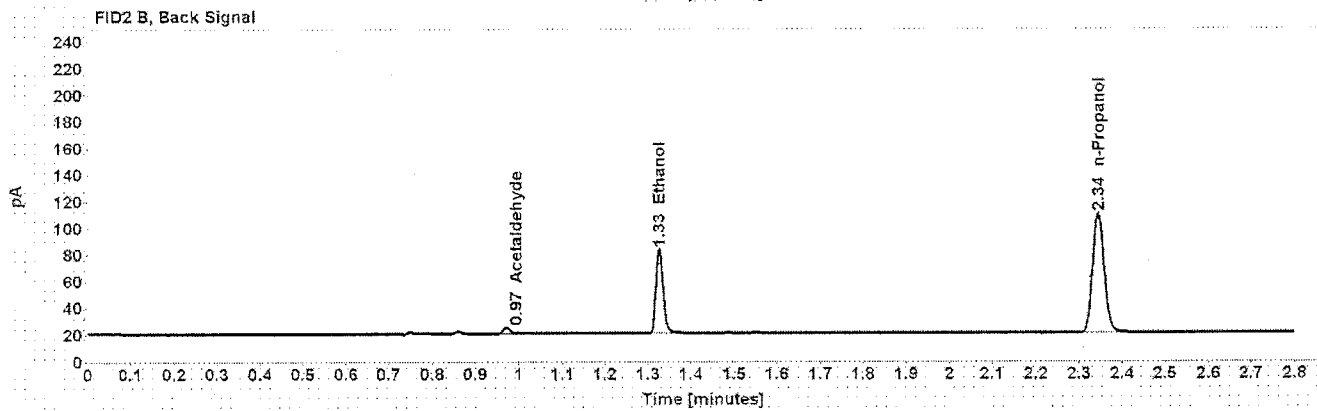
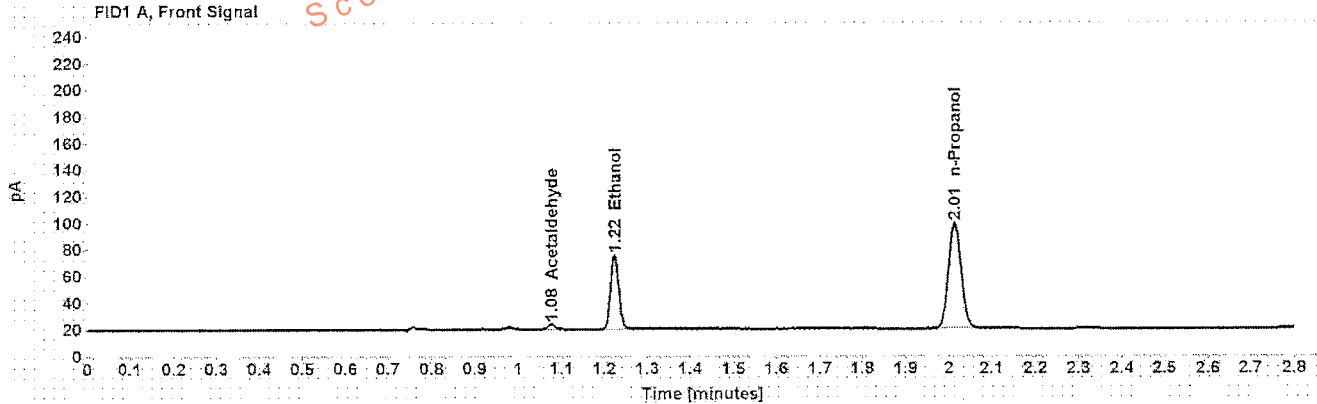


Table 1: FID 1 A (column DB-ALC1)

Compound	Amount (g/100mL)	Time (min)	Peak Area
Acetaldehyde	-----	1.077	4.244
>Ethanol	0.1239	1.223	73.567
n-Propanol	-----	2.014	163.421

Table 2: FID 2 B (column DB-ALC2)

Compound	Time (min)	Peak Area
Acetaldehyde	0.971	4.592
Ethanol	1.327	75.958
n-Propanol	2.344	168.257

Scottsdale Police Department Crime Lab Volatiles Analysis

Sample:	[REDACTED]	Item number:	1115844
Injection date:	10/11/2016 3:05:30 PM	Vial:	17
Method:	ethanol quant.M	Sequence:	11Oct16
Instrument:	US14173023 CN14160045	Analyst:	Langan
Data file:	C:\Chem32\1\Data\11Oct16\17.D		

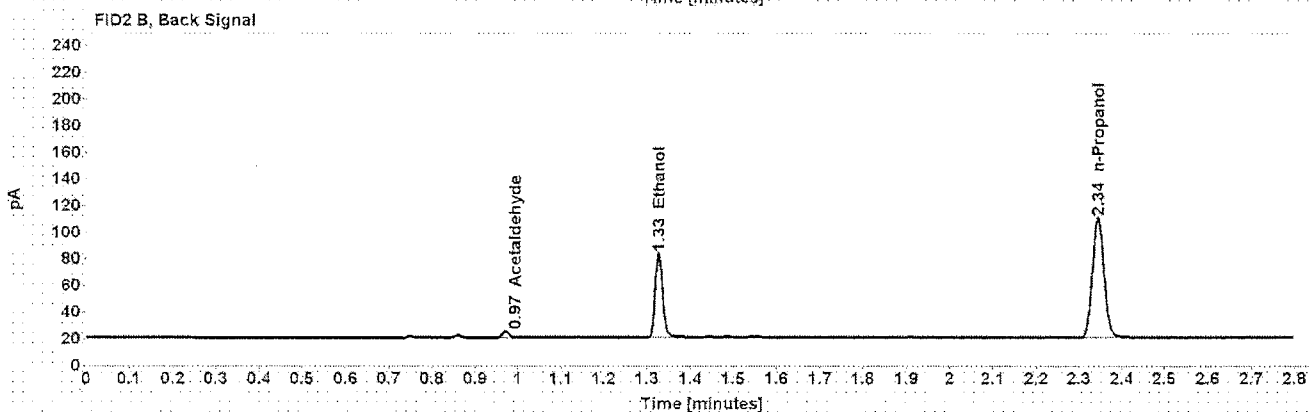
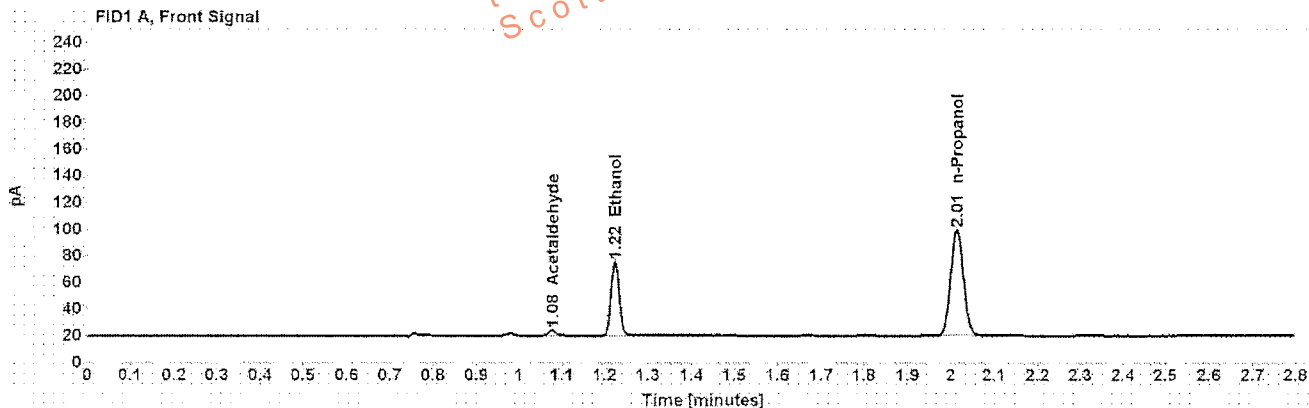


Table 1: FID 1 A (column DB-ALC1)

Compound	Amount (g/100mL)	Time (min)	Peak Area
Acetaldehyde	-----	1.077	4.396
>Ethanol	0.1233	1.223	73.679
n-Propanol	-----	2.014	164.444

Table 2: FID 2 B (column DB-ALC2)

Compound	Time (min)	Peak Area
Acetaldehyde	0.971	4.710
Ethanol	1.326	76.016
n-Propanol	2.344	169.477

Scottsdale Police Department Crime Lab Volatiles Analysis

Sample: [REDACTED]	Item number: 1115882
Injection date: 10/11/2016 3:09:30 PM	Vial: 18
Method: ethanol quant.M	Sequence: 11Oct16
Instrument: US14173023 CN14160045	Analyst: Langan
Data file: C:\Chem3211\Data\11Oct16\18.D	

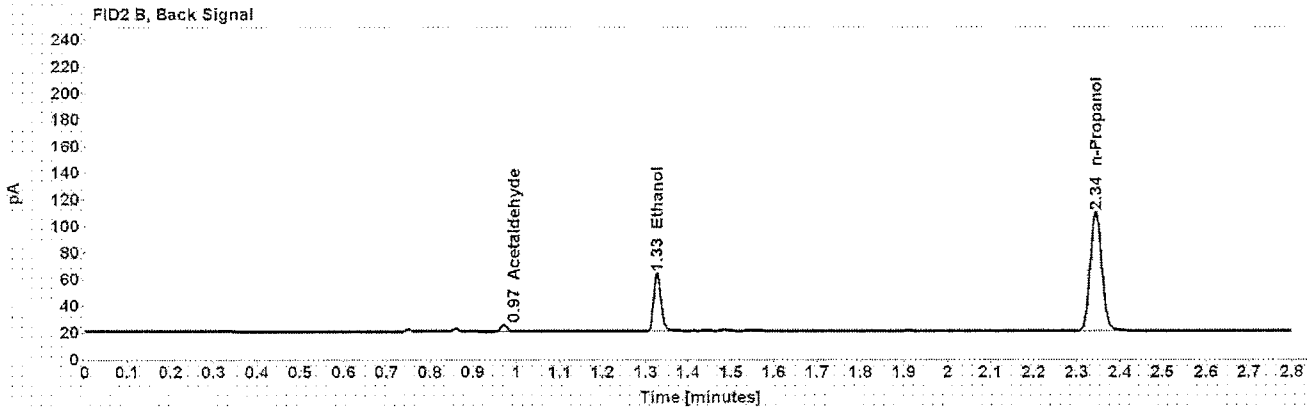
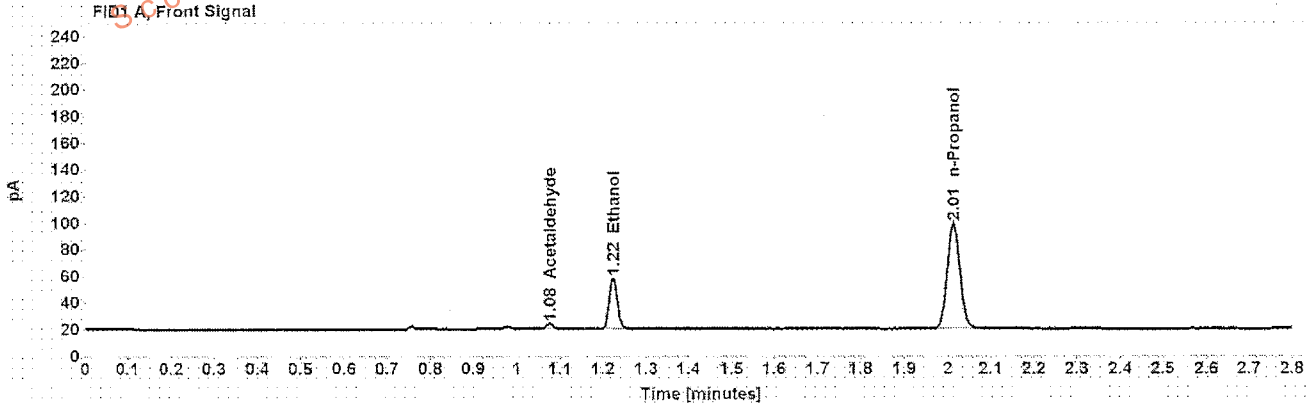


Table 1: FID 1 A (column DB-ALC1)

Compound	Amount (g/100mL)	Time (min)	Peak Area
Acetaldehyde	-----	1.077	4.556
>Ethanol	0.0865	1.223	50.918
n-Propanol	-----	2.013	163.028

Table 2: FID 2 B (column DB-ALC2)

Compound	Time (min)	Peak Area
Acetaldehyde	0.971	4.897
Ethanol	1.326	52.381
n-Propanol	2.344	168.023

Scottsdale Police Department Crime Lab Volatiles Analysis

Sample: [REDACTED]	Item number: 1115882
Injection date: 10/11/2016 3:13:45 PM	Vial: 19
Method: ethanol quant.M	Sequence: 11Oct16
Instrument: US14173023 CN14160048	Analyst: Langan
Data file: C:\Chem32\11Data\11Oct16\19.D	

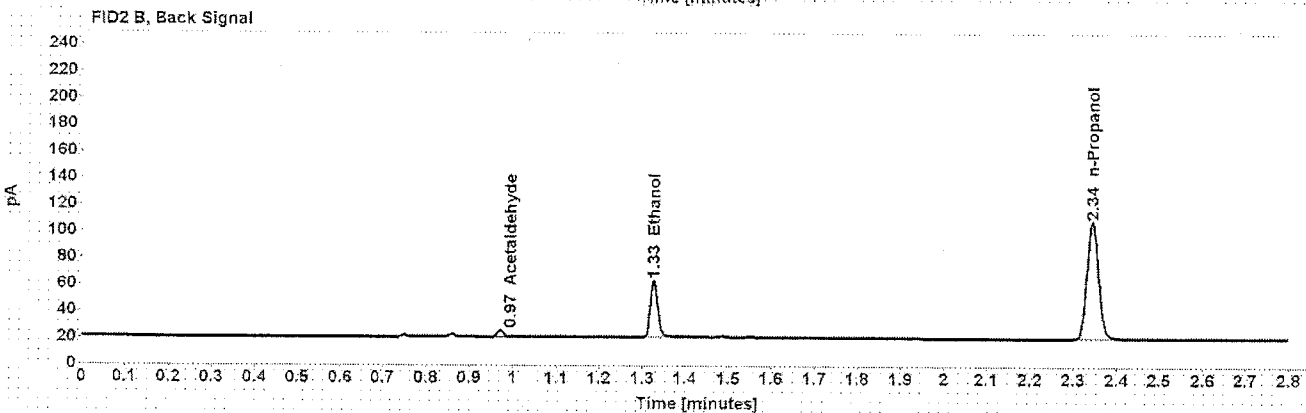
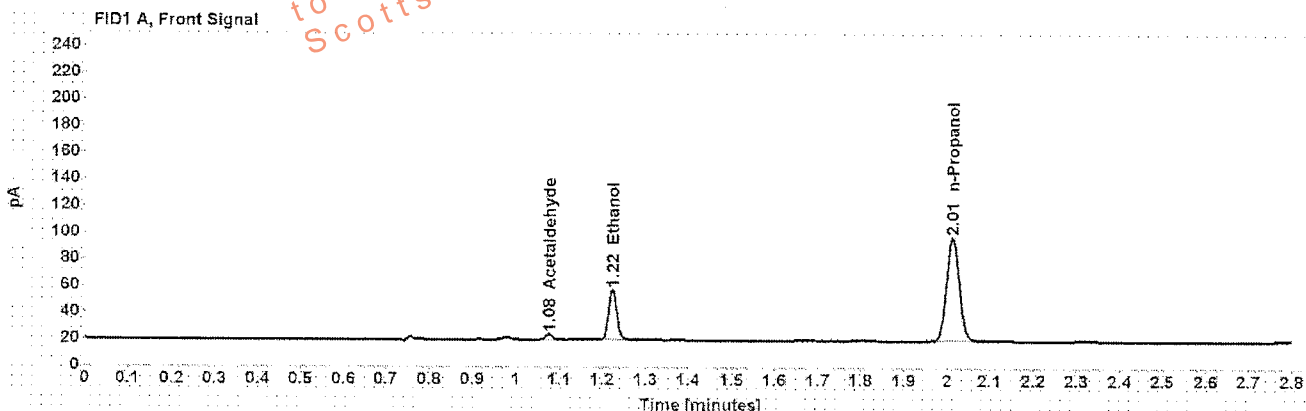


Table 1: FID 1 A (column DB-ALC1)

Compound	Amount (g/100mL)	Time (min)	Peak Area
Acetaldehyde	-----	1.077	4.554
>Ethanol	0.0856	1.223	49.787
n-Propanol	-----	2.013	160.994

Table 2: FID 2 B (column DB-ALC2)

Compound	Time (min)	Peak Area
Acetaldehyde	0.971	4.921
Ethanol	1.326	51.443
n-Propanol	2.344	166.002

Scottsdale Police Department Crime Lab Volatiles Analysis

Sample:	[REDACTED]	Item number:	1113775
Injection date:	10/11/2016 3:21:46 PM	Vial:	21
Method:	ethanol quant.M	Sequence:	11Oct16
Instrument:	US14173023 CN14160045	Analyst:	Langan
Data file:	C:\Chem32\11\Data\11Oct16\21.D		

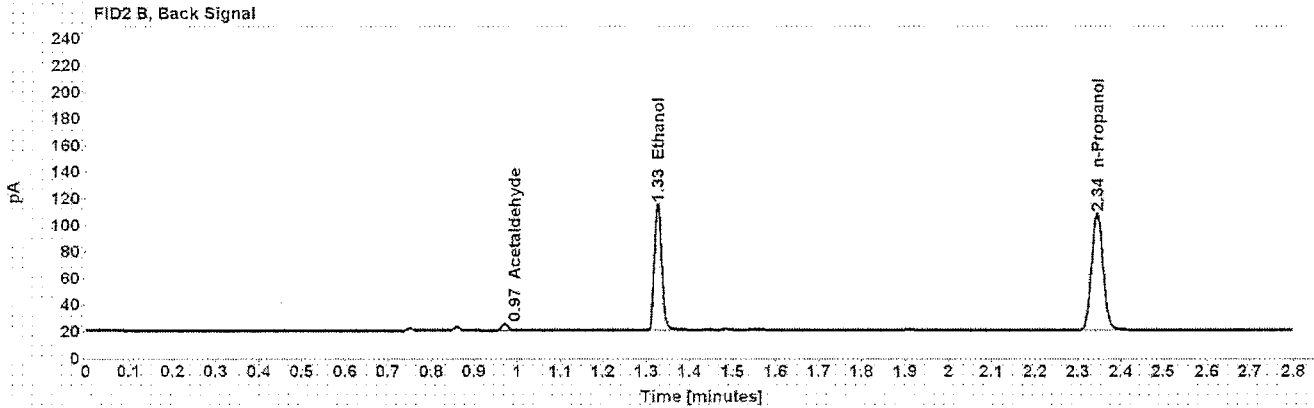
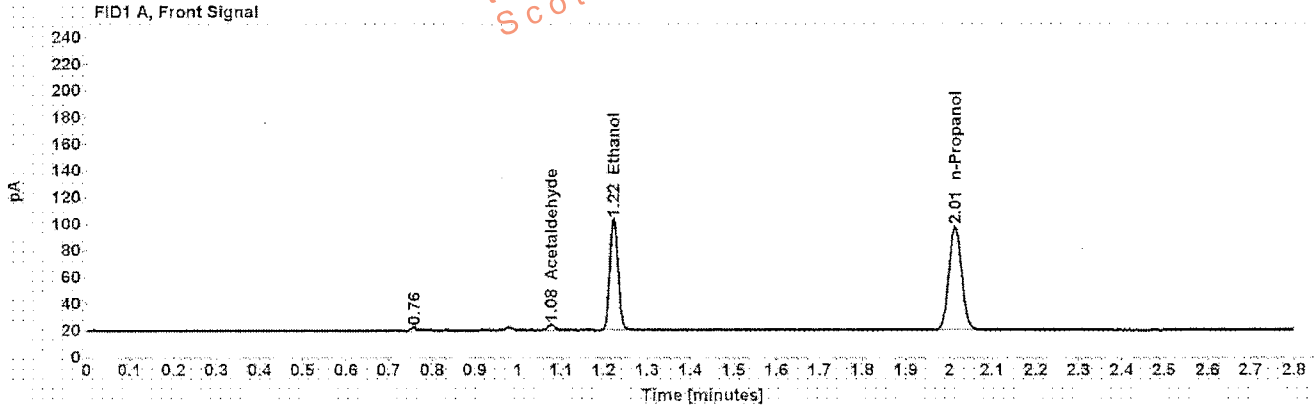


Table 1: FID 1 A (column DB-ALC1)

Compound	Amount (g/100mL)	Time (min)	Peak Area
Acetaldehyde	-----	1.077	4.740
>Ethanol	0.1886	1.223	110.515
n-Propanol	-----	2.014	160.409

Table 2: FID 2 B (column DB-ALC2)

Compound	Time (min)	Peak Area
Acetaldehyde	0.971	5.100
Ethanol	1.326	113.980
n-Propanol	2.344	164.995

Scottsdale Police Department Crime Lab Volatiles Analysis

Sample: [REDACTED]	Item number: 1113775
Injection date: 10/11/2016 3:25:45 PM	Vial: 22
Method: ethanol quant.M	Sequence: 11Oct16
Instrument: US14173023 CN14160045	Analyst: Langan
Data file: C:\Chem3211\Data\11Oct16\22.D	

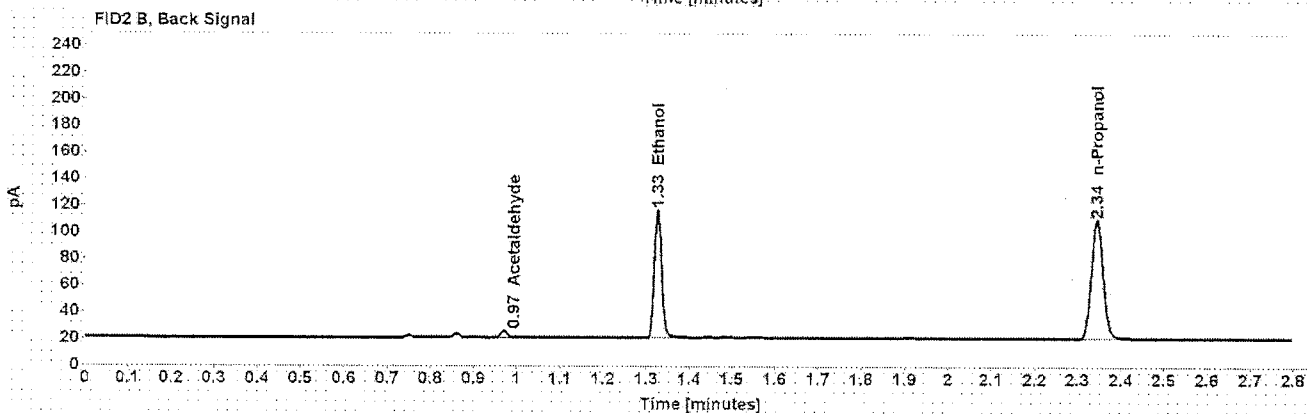
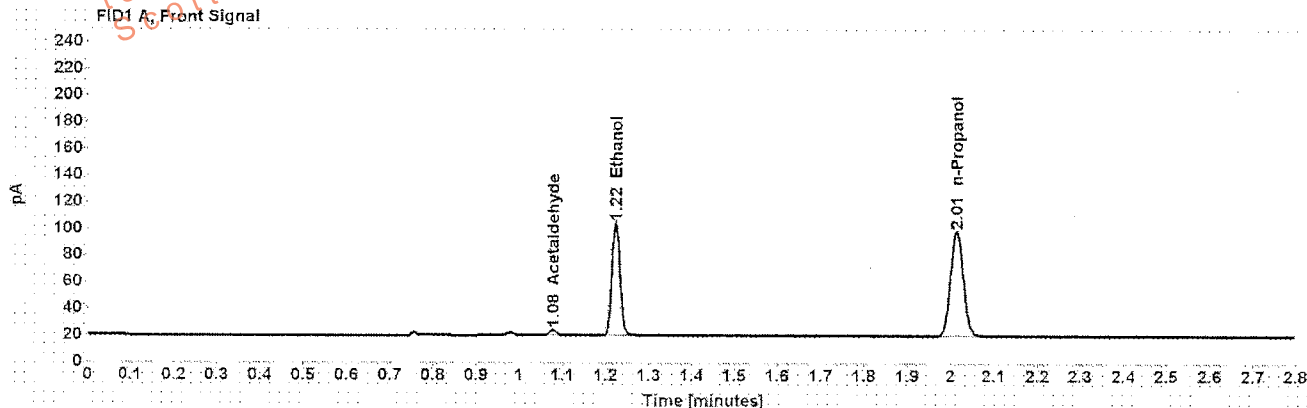


Table 1: FID 1 A (column DB-ALC1)

Compound	Amount (g/100mL)	Time (min)	Peak Area
Acetaldehyde	-----	1.077	4.789
>Ethanol	0.1885	1.223	112.220
n-Propanol	-----	2.014	162.988

Table 2: FID 2 B (column DB-ALC2)

Compound	Time (min)	Peak Area
Acetaldehyde	0.971	5.167
Ethanol	1.326	115.653
n-Propanol	2.344	167.664

Scottsdale Police Department Crime Lab Volatiles Analysis

Sample: [REDACTED]	Item number: 1112405
Injection date: 10/11/2016 3:29:45 PM	Vial: 23
Method: ethanol quant.M	Sequence: 11Oct16
Instrument: US14173023 CN14160045	Analyst: Langan
Data file: C:\Chem32\11Data\11Oct16\23.D	

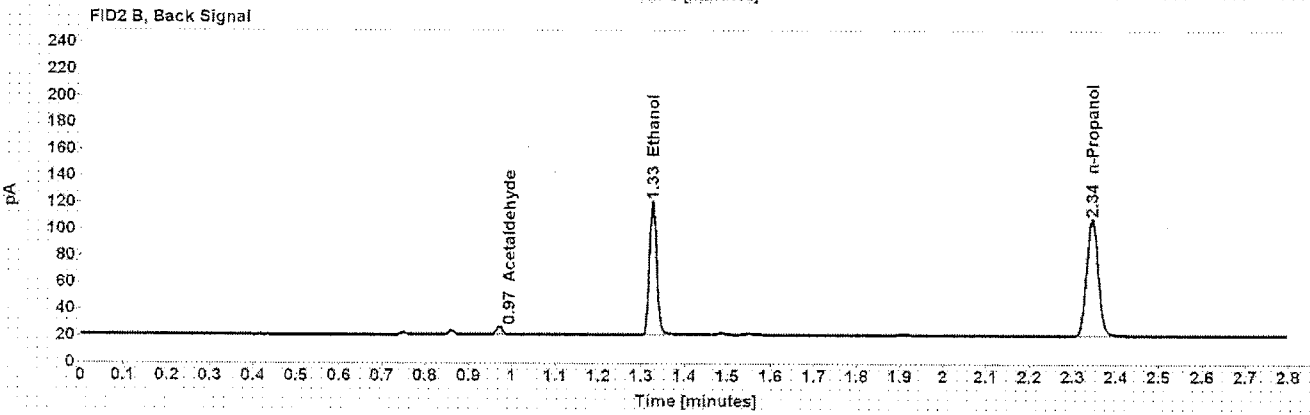
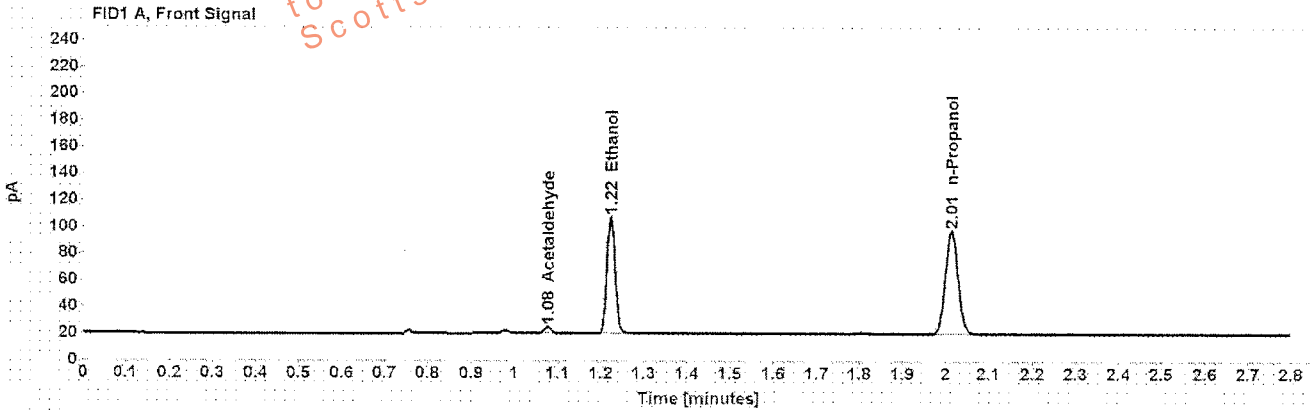


Table 1: FID 1 A (column DB-ALC1)

Compound	Amount (g/100mL)	Time (min)	Peak Area
Acetaldehyde	-----	1.077	5.549
>Ethanol	0.1992	1.223	116.550
n-Propanol	-----	2.014	160.148

Table 2: FID 2 B (column DB-ALC2)

Compound	Time (min)	Peak Area
Acetaldehyde	0.971	5.962
Ethanol	1.326	120.275
n-Propanol	2.344	164.841

Scottsdale Police Department Crime Lab Volatiles Analysis

Sample:	[REDACTED]	Item number:	1112405
Injection date:	10/11/2016 3:33:45 PM	Vial:	24
Method:	ethanol quant.M	Sequence:	11Oct16
Instrument:	US14173023 CN14160045	Analyst:	Langan
Data file:	C:\Chem32\1\Data\11Oct16\24.D		

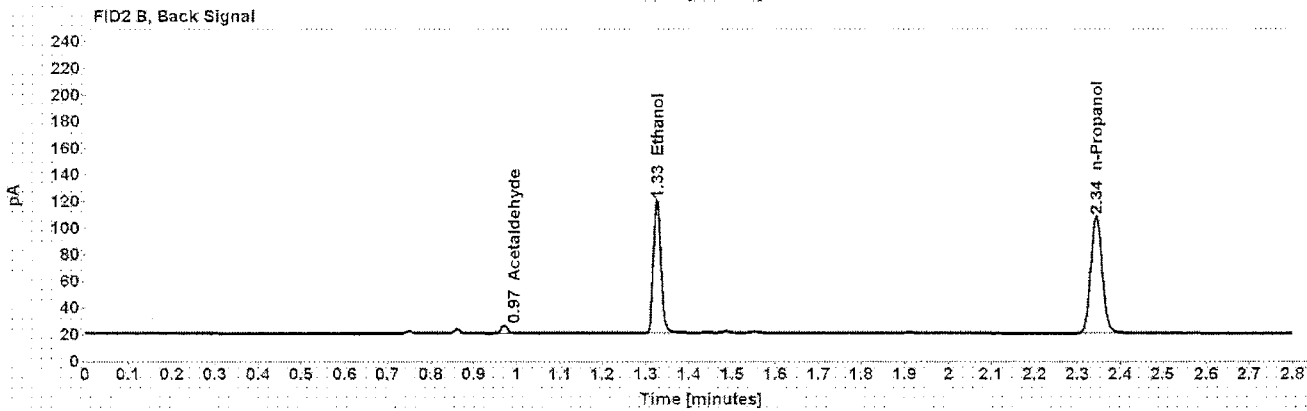
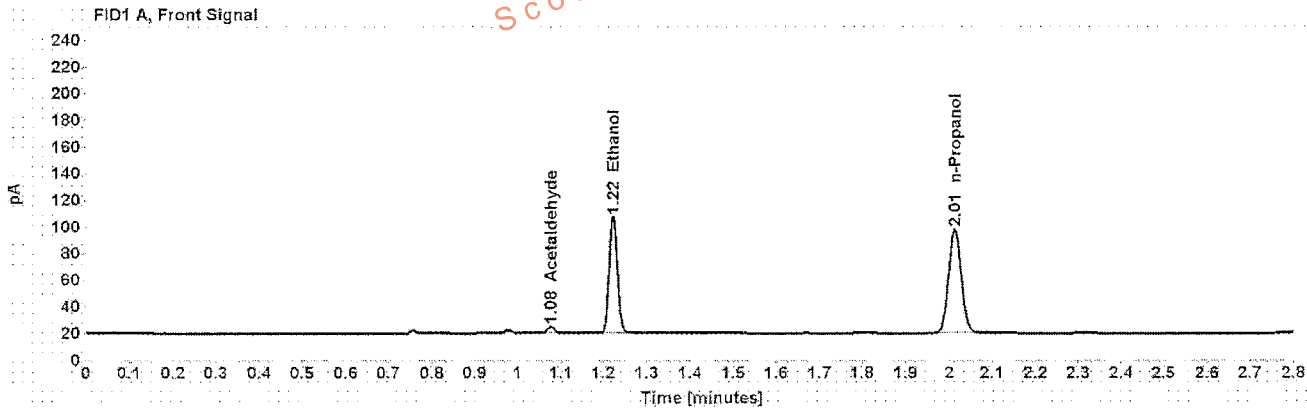


Table 1: FID 1 A (column DB-ALC1)

Compound	Amount (g/100mL)	Time (min)	Peak Area
Acetaldehyde	-----	1.076	5.487
>Ethanol	0.1974	1.223	115.916
n-Propanol	-----	2.013	160.675

Table 2: FID 2 B (column DB-ALC2)

Compound	Time (min)	Peak Area
Acetaldehyde	0.971	5.931
Ethanol	1.325	119.592
n-Propanol	2.344	165.714

Scottsdale Police Department Crime Lab Volatiles Analysis

Sample: [REDACTED]	Item number: 1113480
Injection date: 10/11/2016 3:38:00 PM	Vial: 25
Method: ethanol quant.M	Sequence: 11Oct16
Instrument: US14173023 CN14160045	Analyst: Langan
Data file: C:\Chem321\Data\11Oct16\25.D	

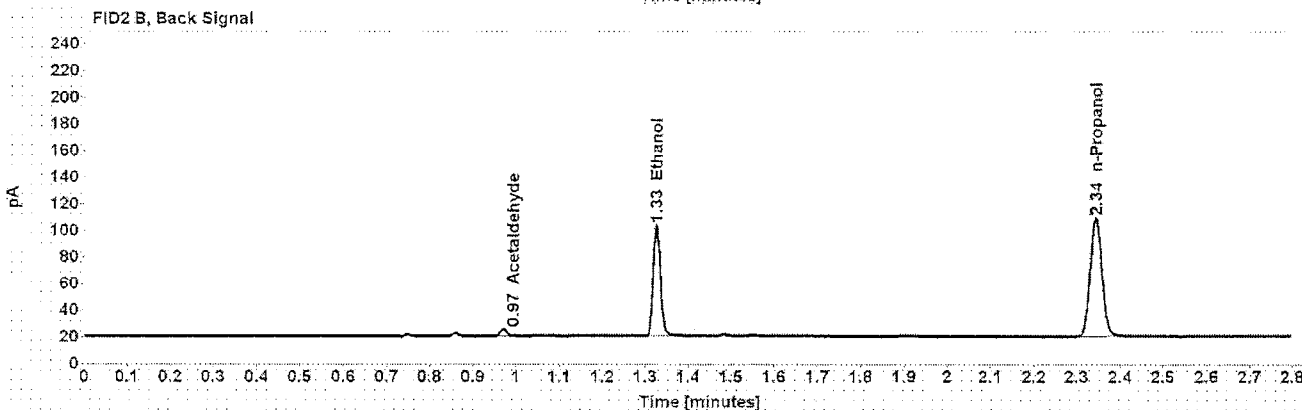
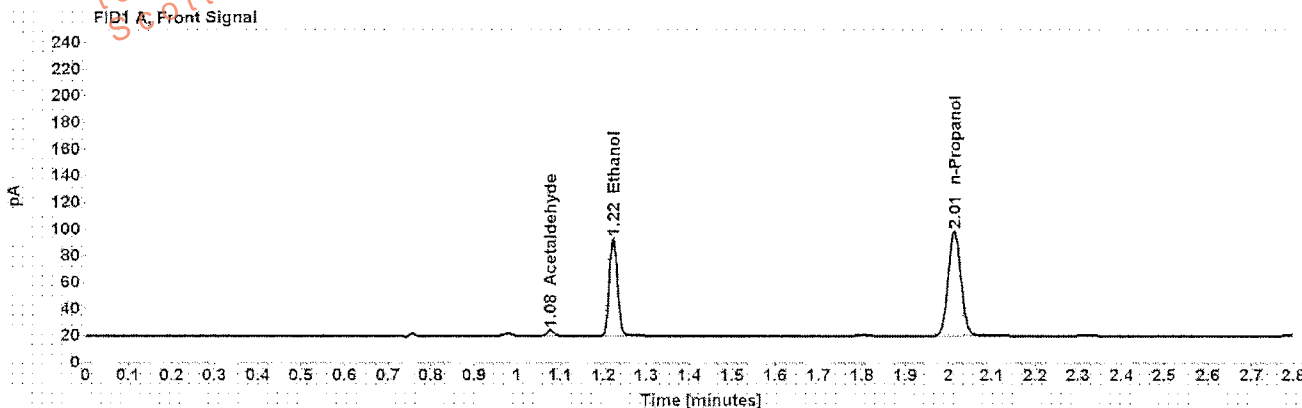


Table 1: FID 1 A (column DB-ALC1)

Compound	Amount (g/100mL)	Time (min)	Peak Area
Acetaldehyde	-----	1.076	4.686
>Ethanol	0.1635	1.223	97.093
n-Propanol	-----	2.013	162.779

Table 2: FID 2 B (column DB-ALC2)

Compound	Time (min)	Peak Area
Acetaldehyde	0.971	5.085
Ethanol	1.325	100.117
n-Propanol	2.344	167.228

Scottsdale Police Department Crime Lab Volatiles Analysis

Sample:	[REDACTED]	Item number:	1113480
Injection date:	10/11/2016 3:42:00 PM	Vial:	26
Method:	ethanol quant M	Sequence:	11Oct16
Instrument:	US14173023 CN14160045	Analyst:	Langan
Data file:	C:\Chem32\1\Data\11Oct16\26.D		

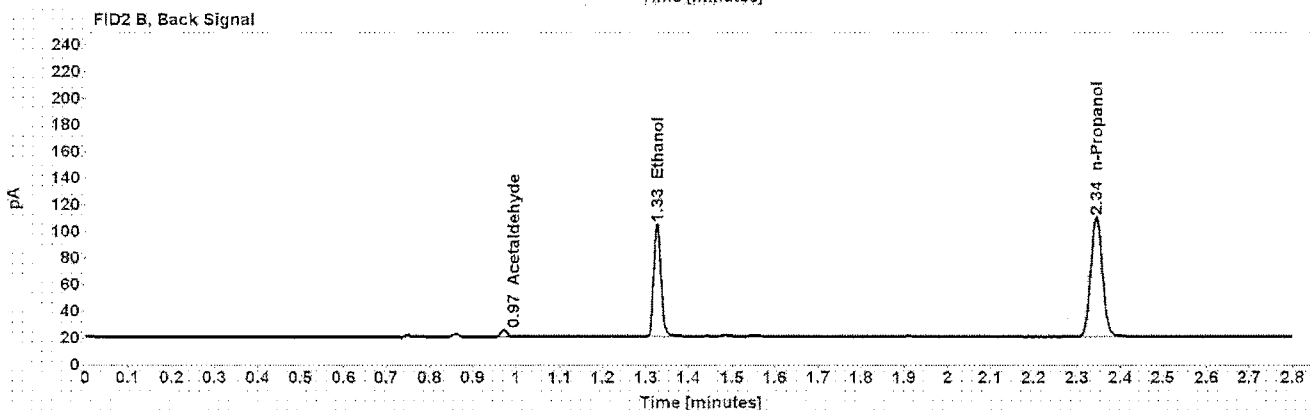
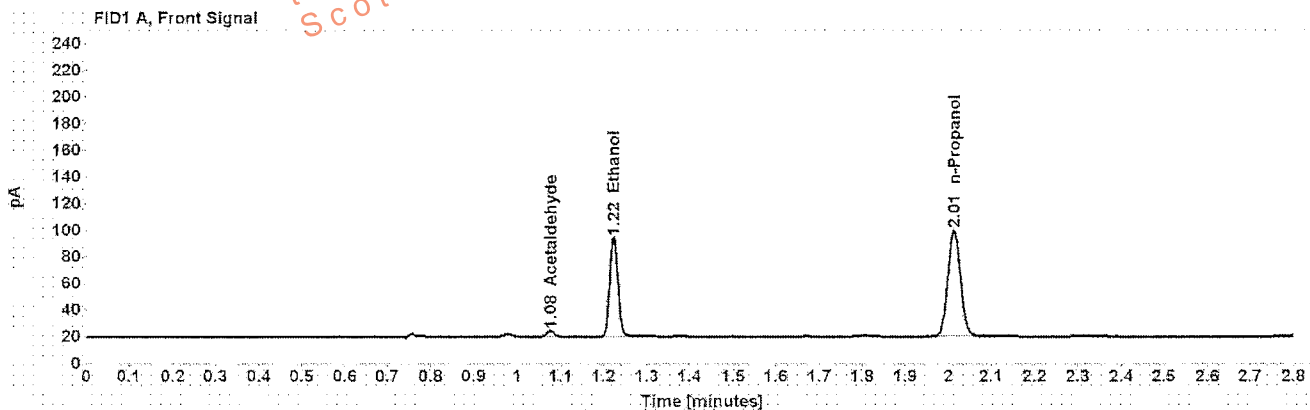


Table 1: FID 1 A (column DB-ALC1)

Compound	Amount (g/100mL)	Time (min)	Peak Area
Acetaldehyde	-----	1.077	4.795
>Ethanol	0.1639	1.223	98.483
n-Propanol	-----	2.013	164.777

Table 2: FID 2 B (column DB-ALC2)

Compound	Time (min)	Peak Area
Acetaldehyde	0.971	5.161
Ethanol	1.326	101.449
n-Propanol	2.344	169.472

Scottsdale Police Department Crime Lab Volatiles Analysis

Sample: [REDACTED]	Item number: 1113360
Injection date: 10/11/2016 3:46:00 PM	Vial: 27
Method: ethanol quant.M	Sequence: 11Oct16
Instrument: US14173023 CN14160045	Analyst: Langan
Data file: C:\Chem32\11\Data\11Oct16\27.D	

Dissemination is restricted to Criminal Justice Agencies and authorized Non-C.J. Agencies ONLY. Secondary dissemination to unauthorized agencies is PROHIBITED.
Scottsdale City Prosecutor

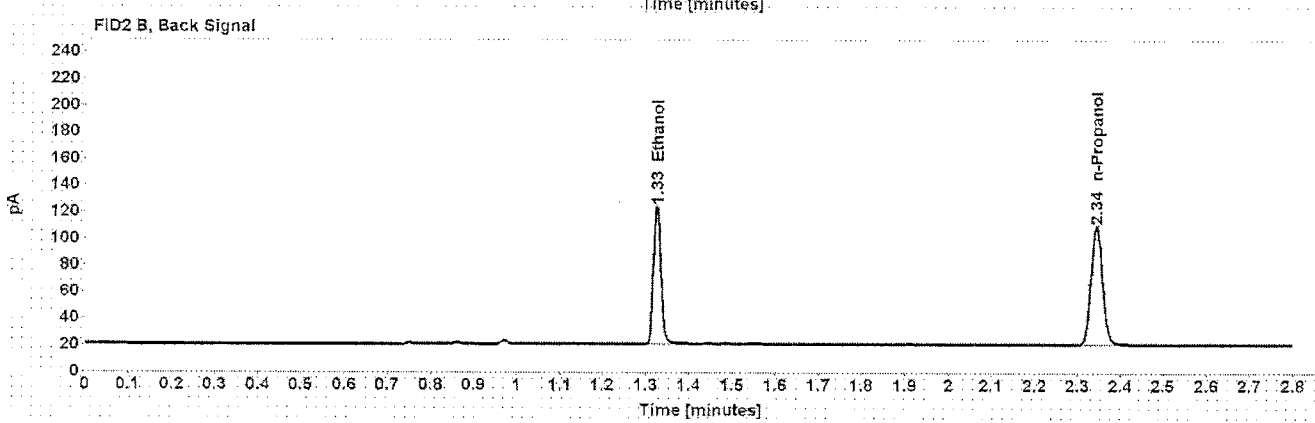
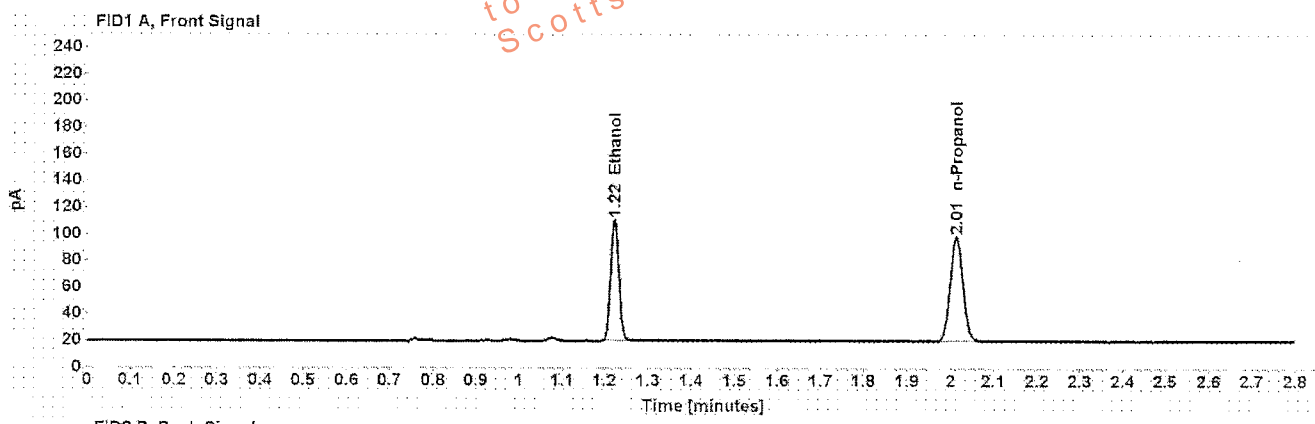


Table 1: FID 1 A (column DB-ALC1)

Compound	Amount (g/100mL)	Time (min)	Peak Area
>Ethanol	0.2028	1.223	120.654
n-Propanol	-----	2.013	162.762

Table 2: FID 2 B (column DB-ALC2)

Compound	Time (min)	Peak Area
Ethanol	1.326	124.470
n-Propanol	2.344	167.493

Scottsdale Police Department Crime Lab Volatiles Analysis

Sample: [REDACTED]	Item number: 1113360
Injection date: 10/11/2016 3:50:00 PM	Vial: 28
Method: ethanol quant.M	Sequence: 11Oct16
Instrument: US14173023 CN14160045	Analyst: Langan
Data file: C:\Chem3211\Data\11Oct16\28.D	

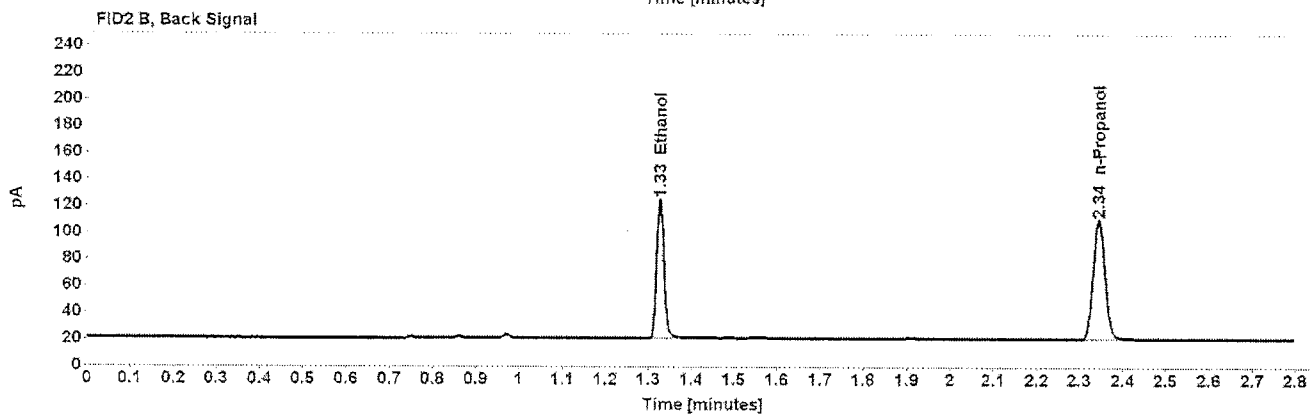
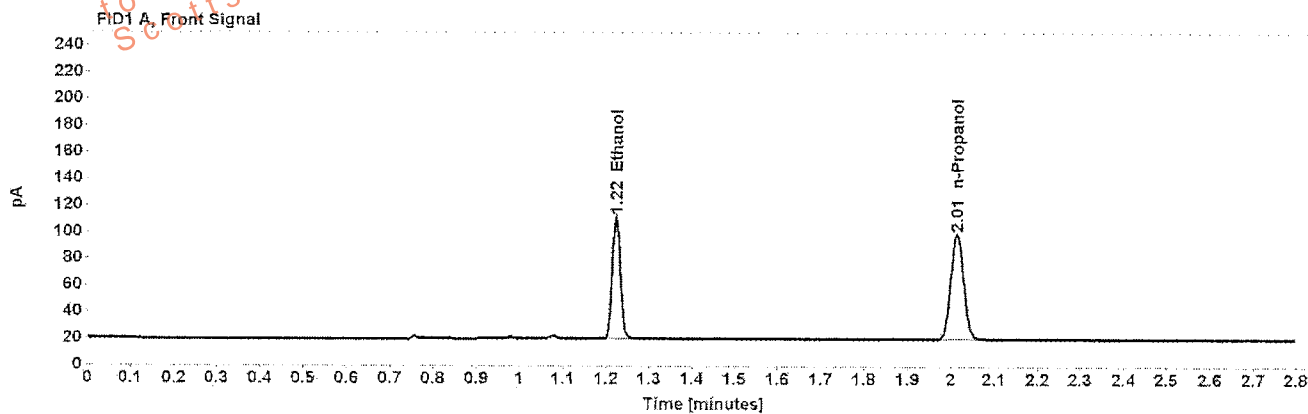


Table 1: FID 1 A (column DB-ALC1)

Compound	Amount (g/100mL)	Time (min)	Peak Area
>Ethanol	0.2036	1.223	121.742
n-Propanol	-----	2.014	163.628

Table 2: FID 2 B (column DB-ALC2)

Compound	Time (min)	Peak Area
Ethanol	1.326	125.648
n-Propanol	2.344	168.400

Scottsdale Police Department Crime Lab Volatiles Analysis

Sample: [REDACTED]	Item number: 000001A
Injection date: 10/11/2016 3:54:01 PM	Vial: 29
Method: ethanol quant.M	Sequence: 11Oct16
Instrument: US14173023 CN14160045	Analyst: Langan
Data file: C:\Chem3211\Data\11Oct16\29.D	

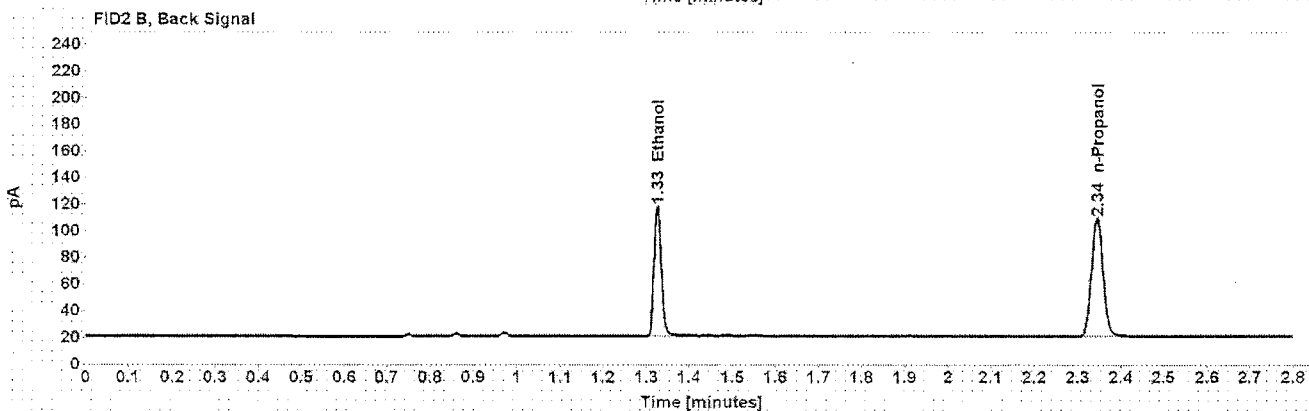
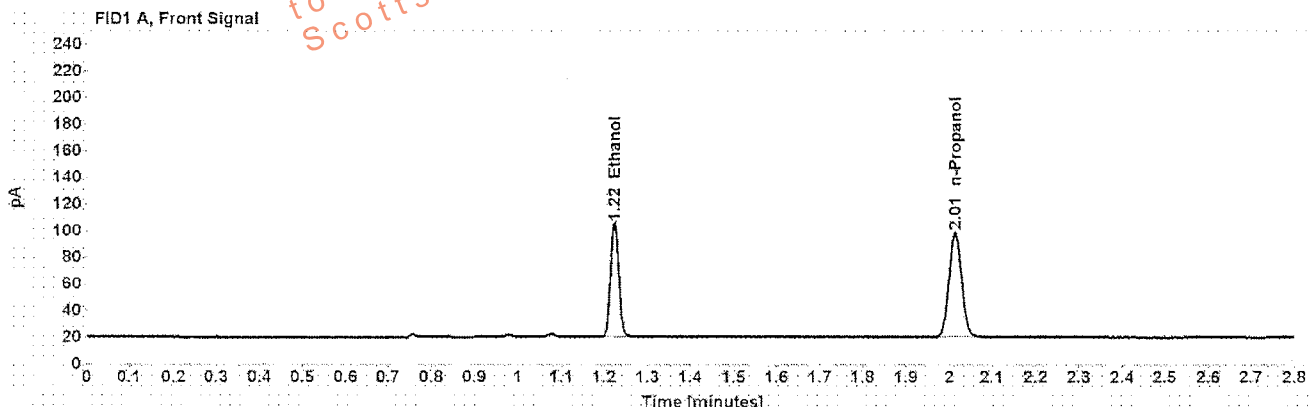


Table 1: FID 1 A (column DB-ALC1)

Compound	Amount (g/100mL)	Time (min)	Peak Area
>Ethanol	0.1910	1.223	113.329
n-Propanol	-----	2.014	162.464

Table 2: FID 2 B (column DB-ALC2)

Compound	Time (min)	Peak Area
Ethanol	1.326	116.963
n-Propanol	2.344	167.162

Scottsdale Police Department Crime Lab Volatiles Analysis

Sample:	[REDACTED]	Item number:	000001A
Injection date:	10/11/2016 3:58:00 PM	Vial:	30
Method:	ethanol quant.M	Sequence:	11Oct16
Instrument:	US14173023 CN14160045	Analyst:	Langan
Data file:	C:\Chem3211\Data\11Oct16\30.D		

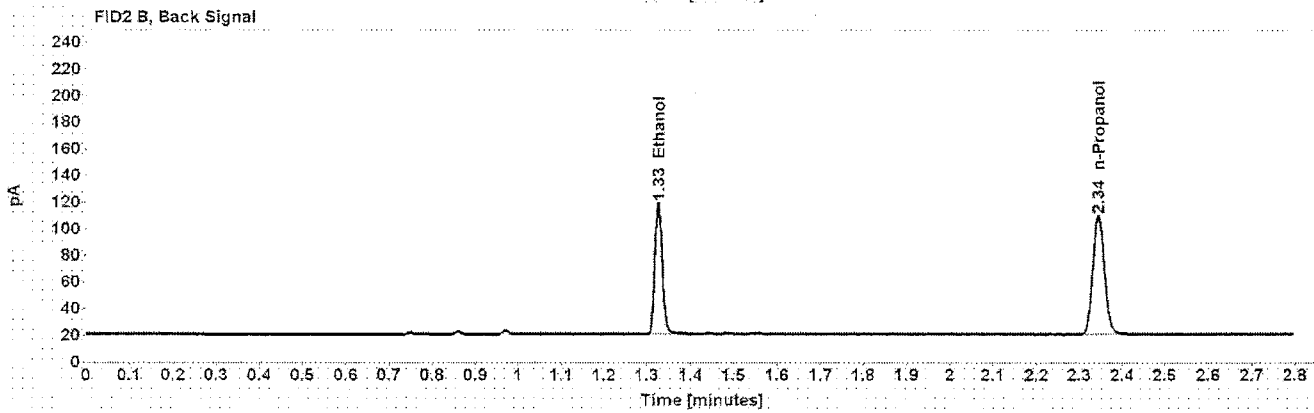
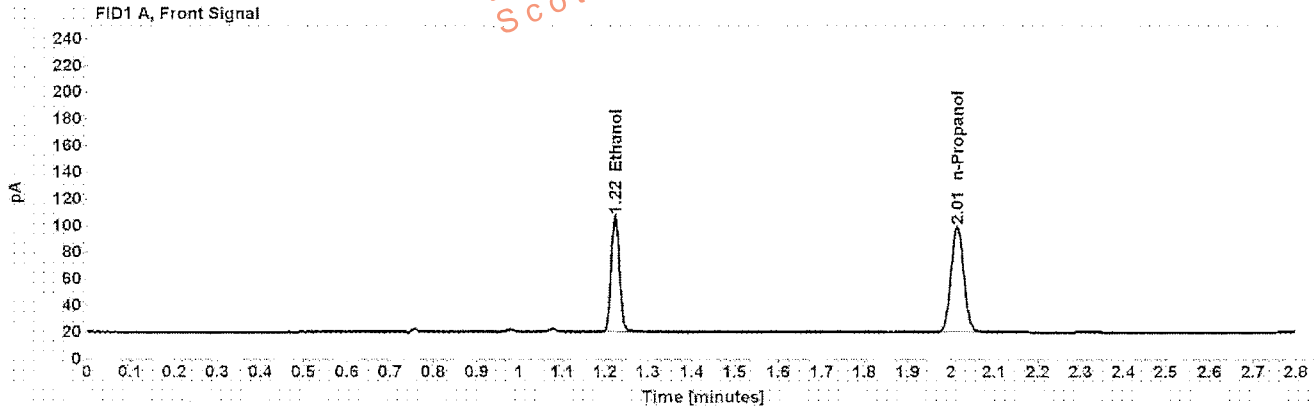


Table 1: FID 1 A (column DB-ALC1)

Compound	Amount (g/100mL)	Time (min)	Peak Area
>Ethanol	0.1924	1.223	115.104
n-Propanol	-----	2.014	163.747

Table 2: FID 2 B (column DB-ALC2)

Compound	Time (min)	Peak Area
Ethanol	1.326	118.557
n-Propanol	2.344	168.358

Scottsdale Police Department Crime Lab Volatiles Analysis

Sample: [REDACTED]	Item number: 000001A
Injection date: 10/11/2016 4:06:16 PM	Vial: 32
Method: ethanol quant.M	Sequence: 11Oct16
Instrument: US14173023 CN14160045	Analyst: Langan
Data file: C:\Chem321\Data\11Oct16\32.D	

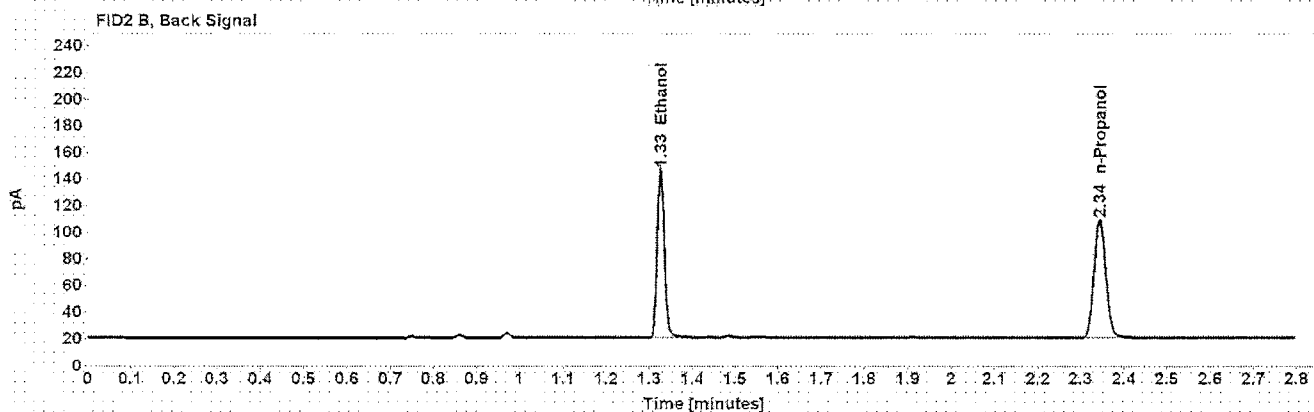
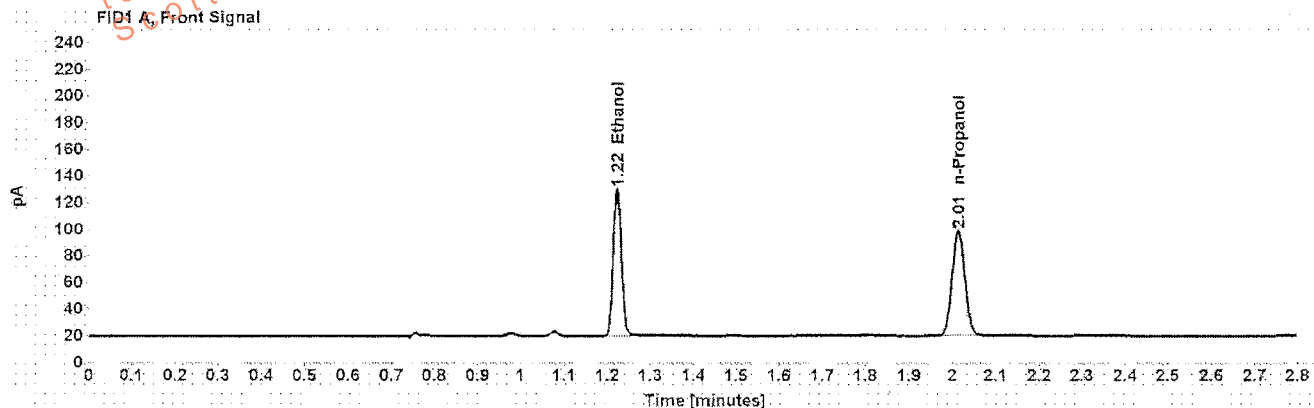


Table 1: FID 1 A (column DB-ALC1)

Compound	Amount (g/100mL)	Time (min)	Peak Area
>Ethanol	0.2474	1.223	146.871
n-Propanol	-----	2.013	162.201

Table 2: FID 2 B (column DB-ALC2)

Compound	Time (min)	Peak Area
Ethanol	1.325	151.613
n-Propanol	2.344	166.835

Scottsdale Police Department Crime Lab Volatiles Analysis

Sample: [REDACTED]	Item number: 000001A
Injection date: 10/11/2016 4:10:16 PM	Vial: 33
Method: ethanol quant.M	Sequence: 11Oct16
Instrument: US14173023 CN14160045	Analyst: Langan
Data file: C:\Chem32\11Data\11Oct16\33.D	

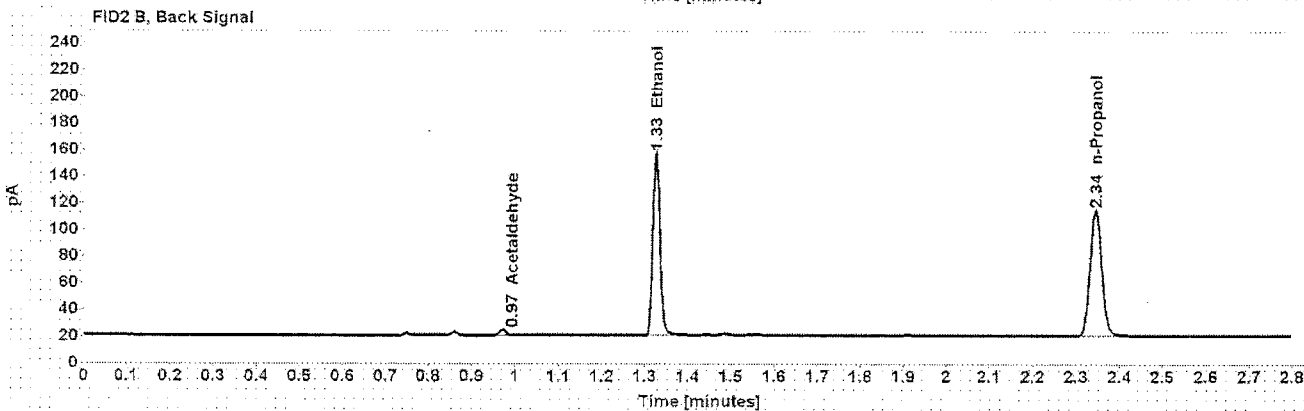
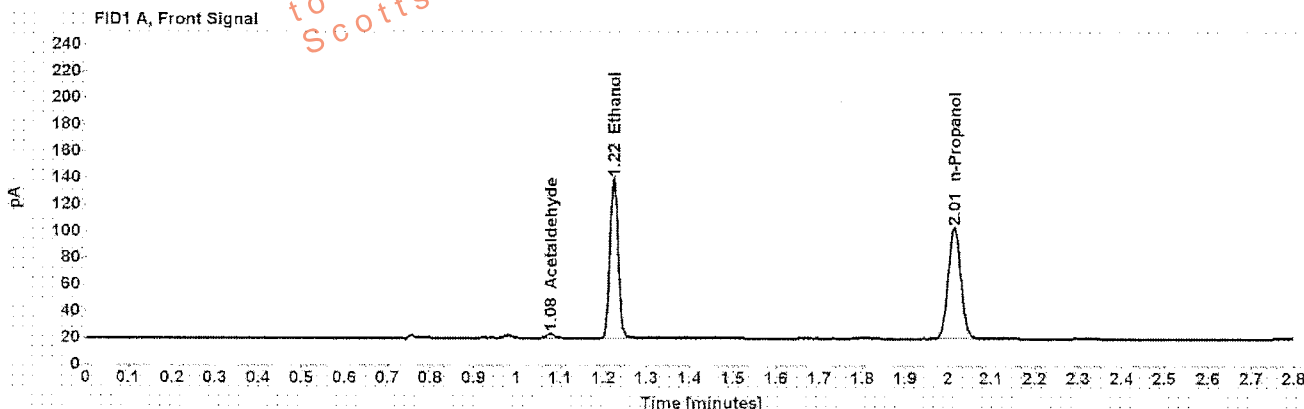


Table 1: FID 1 A (column DB-ALC1)

Compound	Amount (g/100mL)	Time (min)	Peak Area
Acetaldehyde	-----	1.077	3.760
>Ethanol	0.2509	1.223	158.150
n-Propanol	-----	2.014	172.183

Table 2: FID 2 B (column DB-ALC2)

Compound	Time (min)	Peak Area
Acetaldehyde	0.971	3.954
Ethanol	1.326	164.439
n-Propanol	2.345	177.250

Scottsdale Police Department Crime Lab Volatiles Analysis

Sample: [REDACTED]	Item number: 1087377
Injection date: 10/11/2016 4:14:15 PM	Vial: 34
Method: ethanol quant.M	Sequence: 11Oct16
Instrument: US14173023 CN14160045	Analyst: Langan
Data file: C:\Chem32\1\Data\11Oct16\34.D	

Dissemination is restricted to Criminal Justice Agencies and authorized Non-C.J. Agencies ONLY. Secondary dissemination to unauthorized agencies is PROHIBITED. Scottsdale City Prosecutor

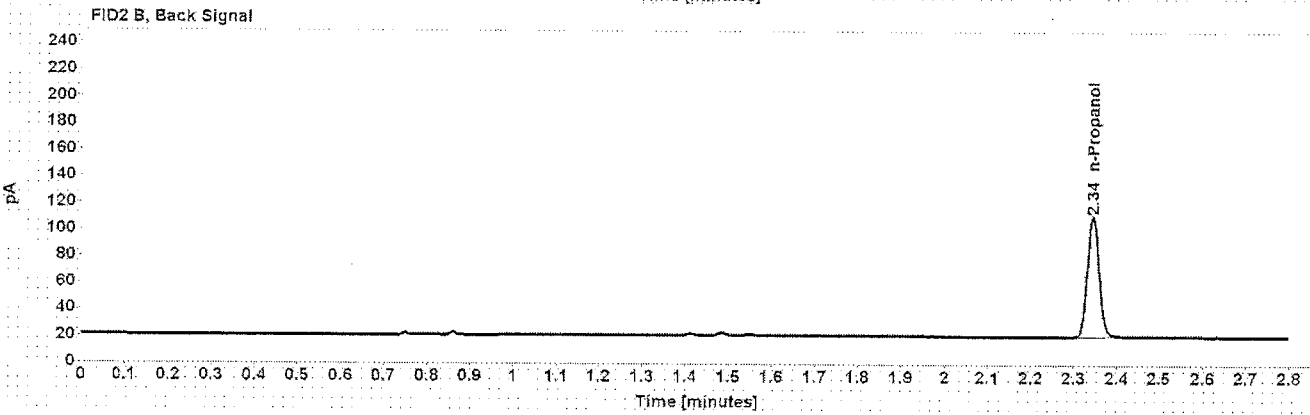
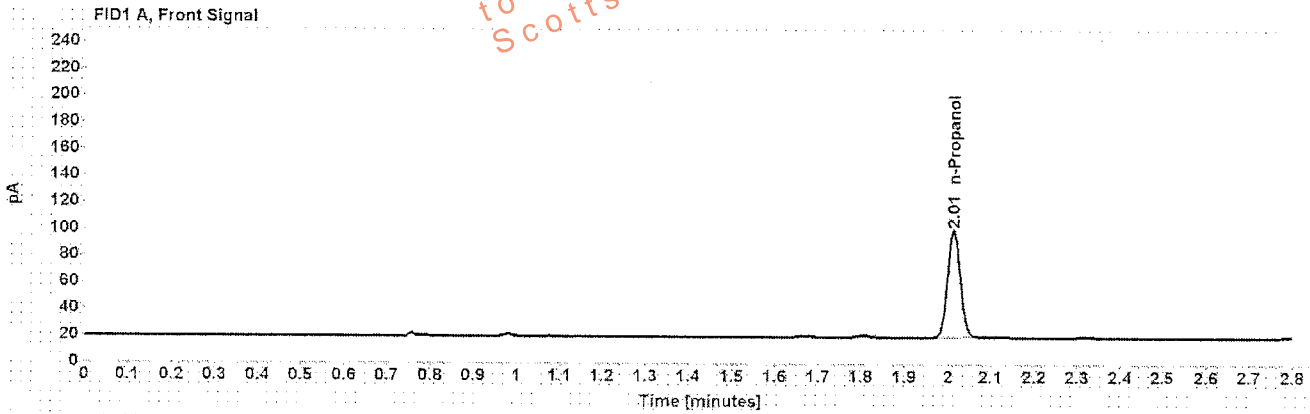


Table 1: FID 1 A (column DB-ALC1)

Compound	Amount (g/100mL)	Time (min)	Peak Area
n-Propanol	-----	2.014	165.601

Table 2: FID 2 B (column DB-ALC2)

Compound	Time (min)	Peak Area
n-Propanol	2.344	171.005

Scottsdale Police Department Crime Lab Volatiles Analysis

Sample: [REDACTED]	Item number: 1087377
Injection date: 10/11/2016 4:18:16 PM	Vial: 35
Method: ethanol quant.M	Sequence: 11Oct16
Instrument: US14173023 CN14160045	Analyst: Langan
Data file: C:\Chem32\11Data\11Oct16\35.D	

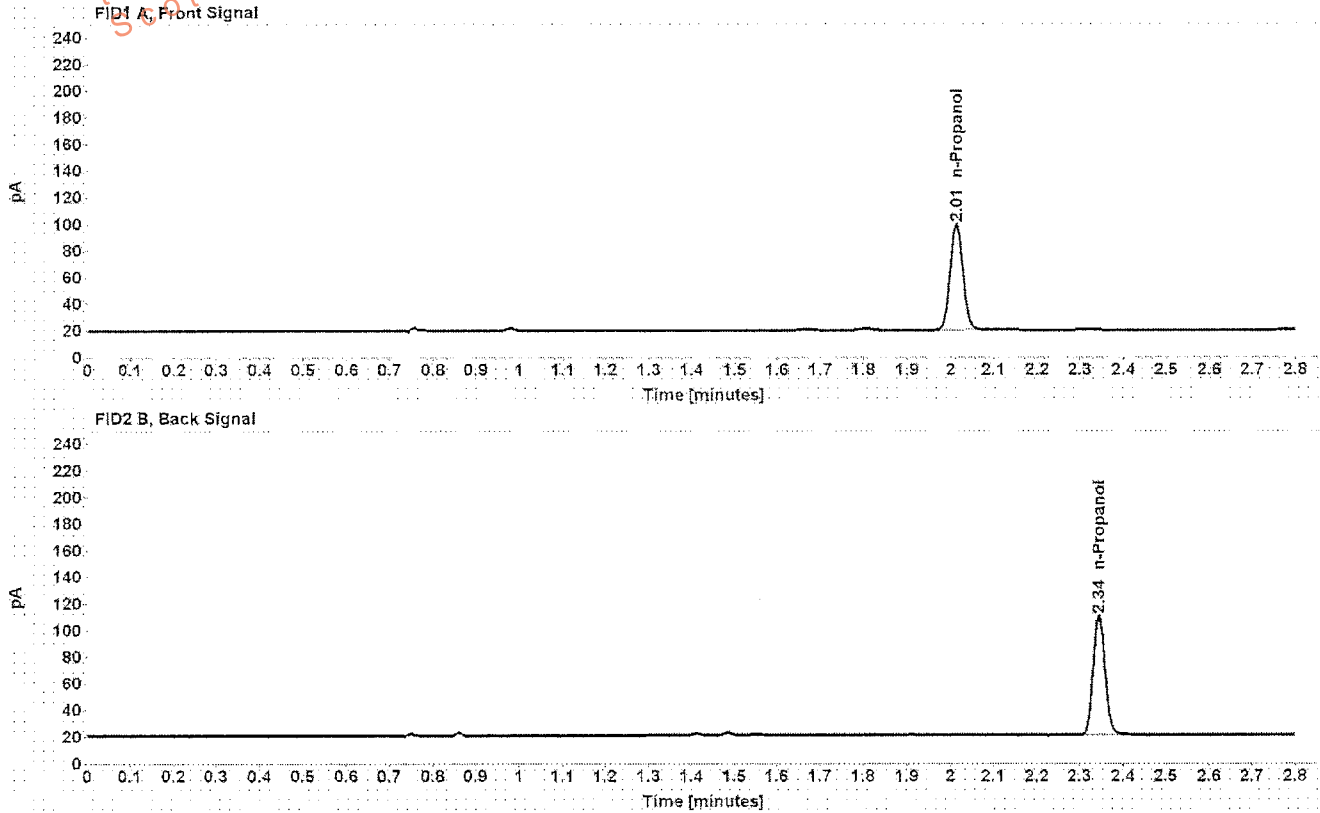


Table 1: FID 1 A (column DB-ALC1)

Compound	Amount (g/100mL)	Time (min)	Peak Area
n-Propanol	-----	2.014	163.856

Table 2: FID 2 B (column DB-ALC2)

Compound	Time (min)	Peak Area
n-Propanol	2.344	169.116

Scottsdale Police Department Crime Lab Volatiles Analysis

Sample:	[REDACTED]	Item number:	1088062
Injection date:	10/11/2016 4:22:15 PM	Vial:	36
Method:	ethanol quant M	Sequence:	11Oct16
Instrument:	US14173023 CN14160045	Analyst:	Langan
Data file:	C:\Chem32\1\Data\11Oct16\36.D		

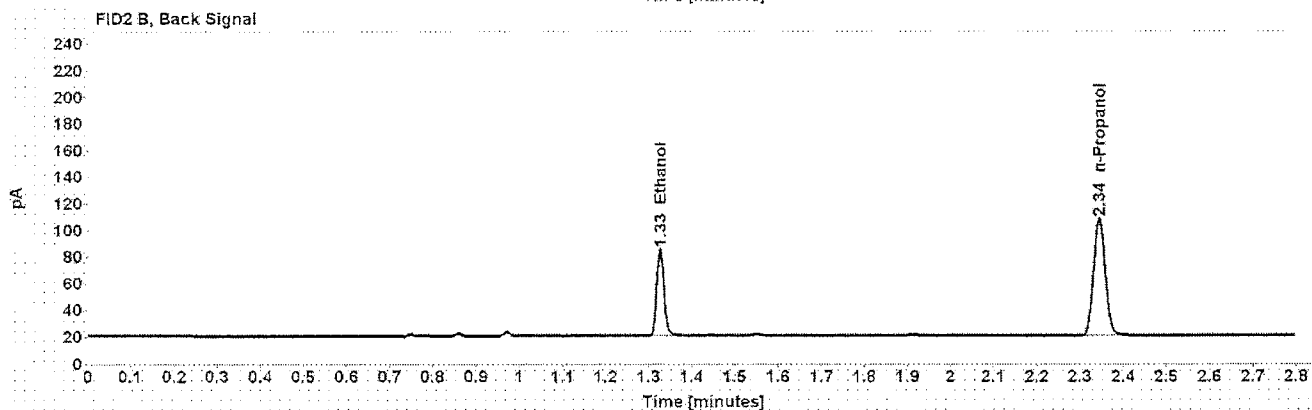
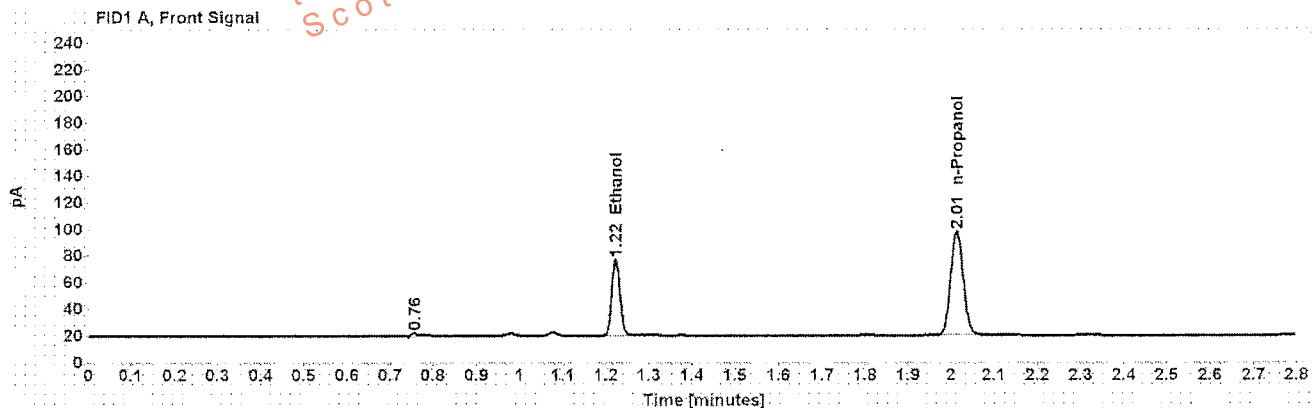


Table 1: FID 1 A (column DB-ALC1)

Compound	Amount (g/100mL)	Time (min)	Peak Area
>Ethanol	0.1297	1.223	75.695
n-Propanol	-----	2.013	160.523

Table 2: FID 2 B (column DB-ALC2)

Compound	Time (min)	Peak Area
Ethanol	1.326	78.173
n-Propanol	2.344	165.561

Scottsdale Police Department Crime Lab Volatiles Analysis

Sample:	[REDACTED]	Item number:	1088062
Injection date:	10/11/2016 4:26:30 PM	Vial:	37
Method:	ethanol quant.M	Sequence:	11Oct16
Instrument:	US14173023 CN14160045	Analyst:	Langan
Data file:	C:\Chem32\1\Data\11Oct16\37.D		

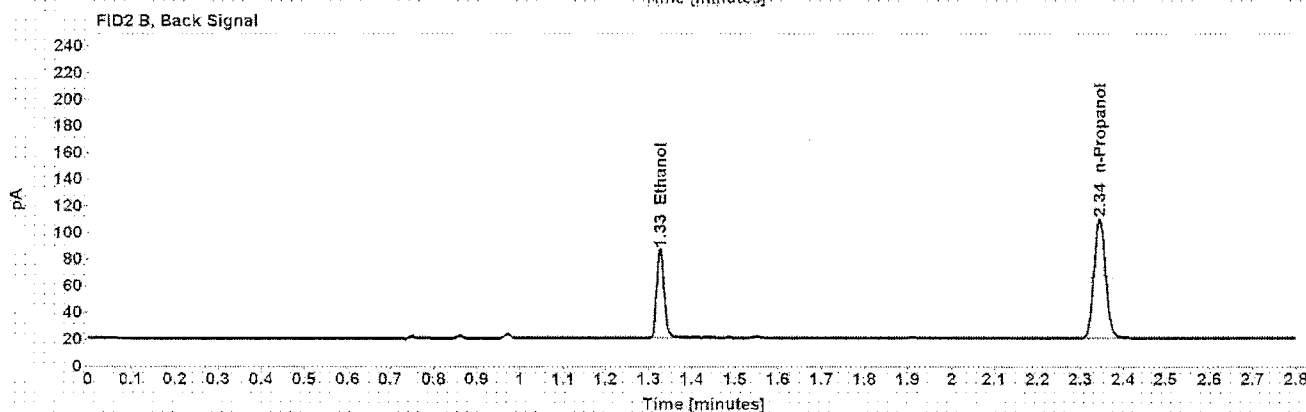
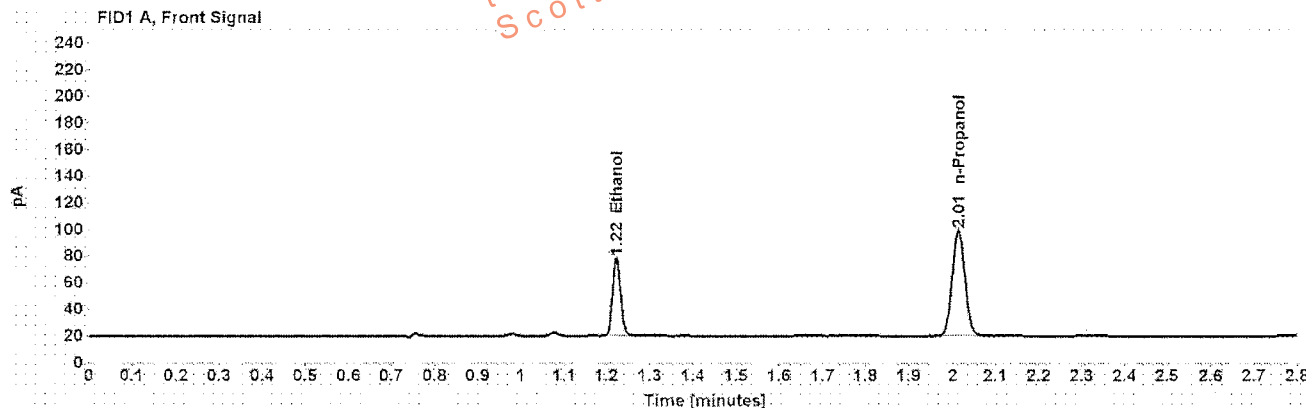


Table 1: FID 1 A (column DB-ALC1)

Compound	Amount (g/100mL)	Time (min)	Peak Area
>Ethanol	0.1305	1.223	77.450
n-Propanol	-----	2.013	163.237

Table 2: FID 2 B (column DB-ALC2)

Compound	Time (min)	Peak Area
Ethanol	1.326	80.067
n-Propanol	2.344	168.461

Scottsdale Police Department Crime Lab Volatiles Analysis

Sample: [REDACTED]	Item number: 1116758
Injection date: 10/11/2016 4:30:30 PM	Vial: 38
Method: ethanol quant.M	Sequence: 11Oct16
Instrument: US14173023 CN14160045	Analyst: Langan
Data file: C:\Chem3211\Data\11Oct16\38.D	

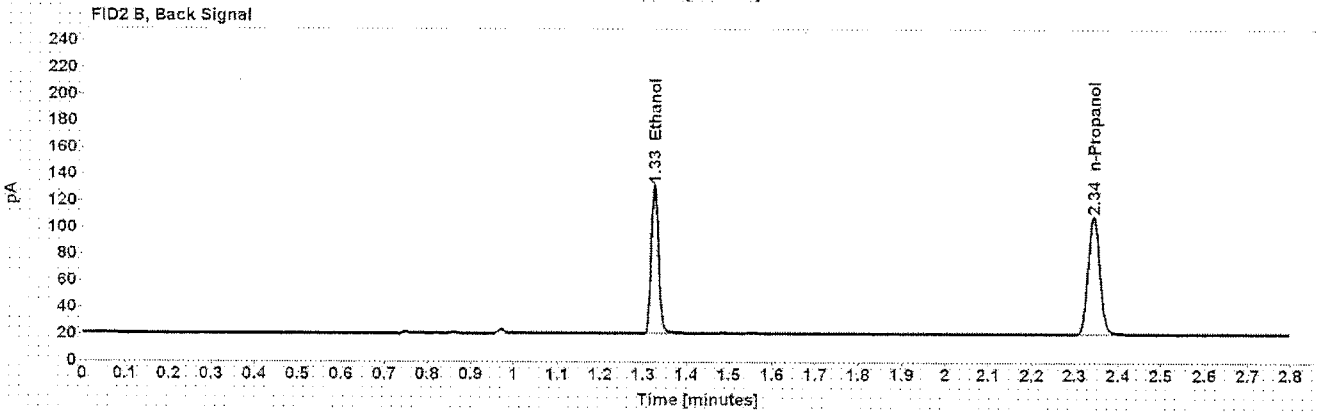
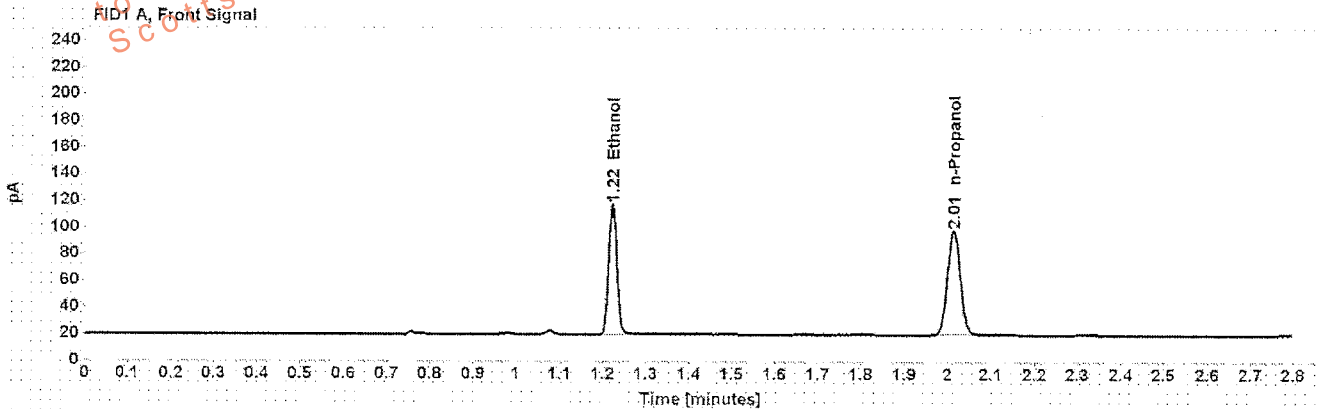


Table 1: FID 1 A (column DB-ALC1)

Compound	Amount (g/100mL)	Time (min)	Peak Area
>Ethanol	0.2181	1.223	129.433
n-Propanol	-----	2.013	162.275

Table 2: FID 2 B (column DB-ALC2)

Compound	Time (min)	Peak Area
Ethanol	1.325	133.669
n-Propanol	2.344	167.223

Scottsdale Police Department Crime Lab Volatiles Analysis

Sample: [REDACTED]	Item number: 1116758
Injection date: 10/11/2016 4:34:30 PM	Vial: 39
Method: ethanol quant.M	Sequence: 11Oct16
Instrument: US14173023 CN14160045	Analyst: Langan
Data file: C:\Chem32\11Data\11Oct16\39.D	

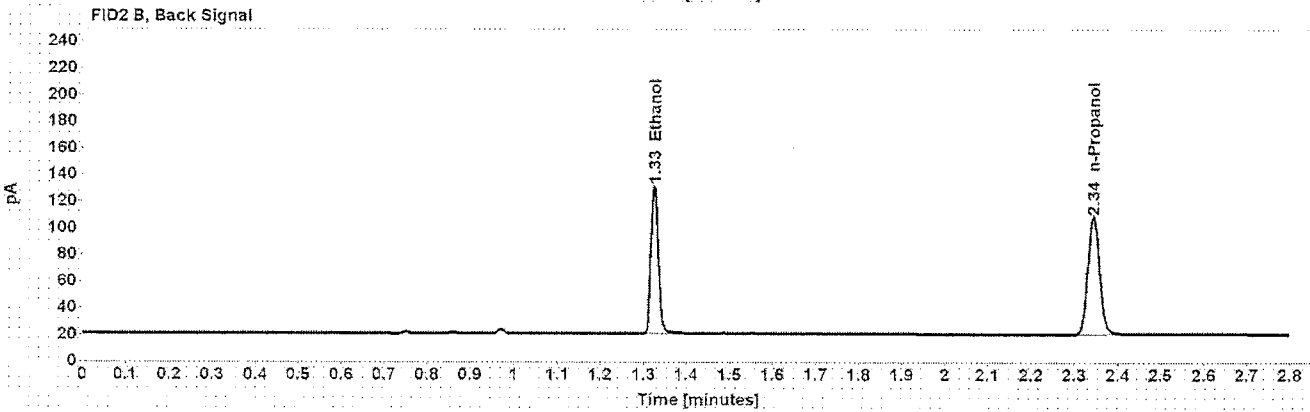
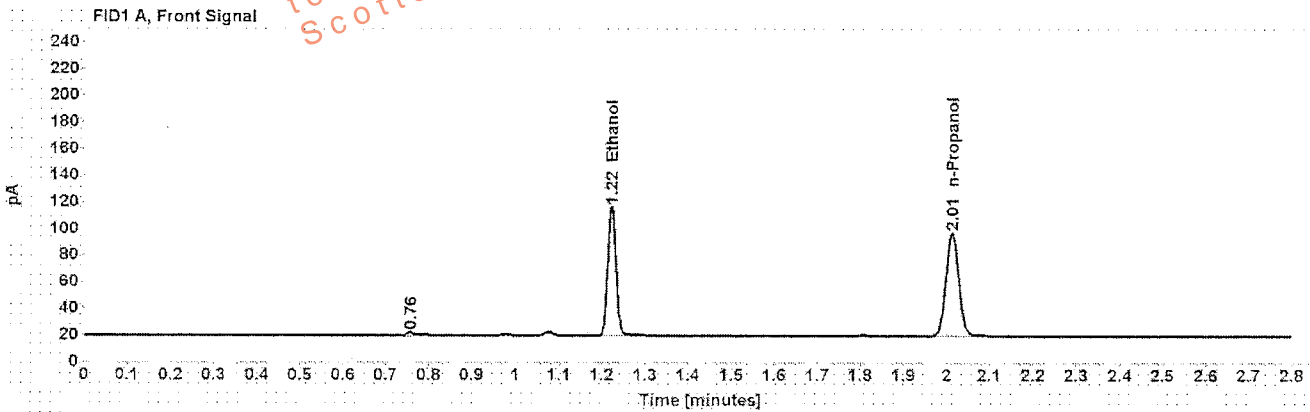


Table 1: FID 1 A (column DB-ALC1)

Compound	Amount (g/100mL)	Time (min)	Peak Area
>Ethanol	0.2188	1.222	128.631
n-Propanol	-----	2.013	160.753

Table 2: FID 2 B (column DB-ALC2)

Compound	Time (min)	Peak Area
Ethanol	1.325	133.190
n-Propanol	2.344	165.619

Scottsdale Police Department Crime Lab Volatiles Analysis

Sample: [REDACTED]	Item number: 1113917
Injection date: 10/11/2016 4:38:30 PM	Vial: 40
Method: ethanol quant.M	Sequence: 11Oct16
Instrument: US14173023 CN14160045	Analyst: Langan
Data file: C:\Chem32\1\Data\11Oct16\40.D	

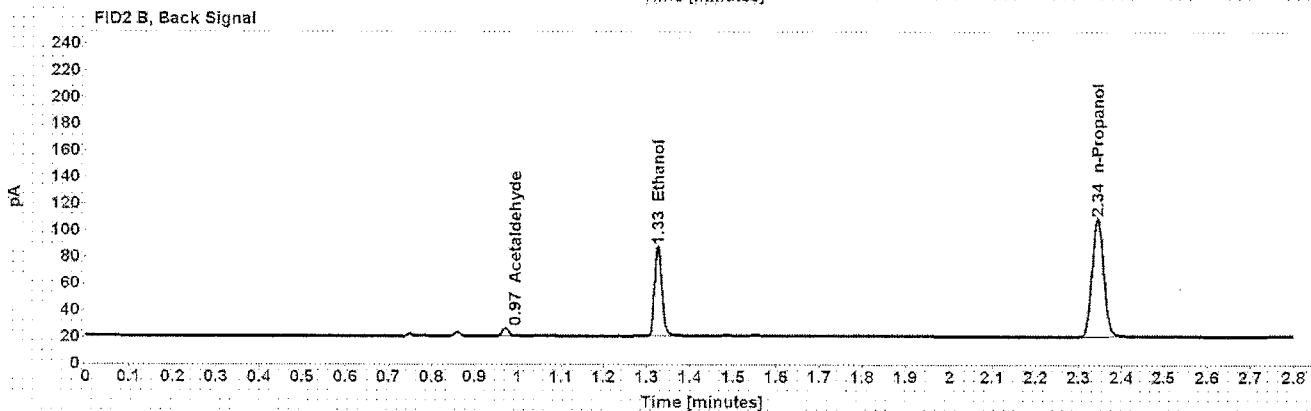
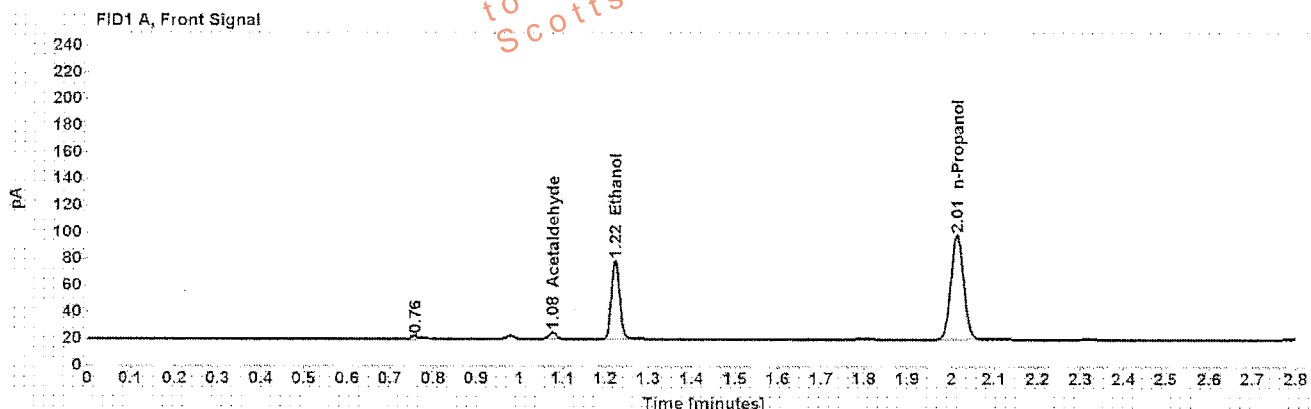


Table 1: FID 1 A (column DB-ALC1)

Compound	Amount (g/100mL)	Time (min)	Peak Area
Acetaldehyde	-----	1.077	5.629
>Ethanol	0.1331	1.223	78.356
n-Propanol	-----	2.013	161.852

Table 2: FID 2 B (column DB-ALC2)

Compound	Time (min)	Peak Area
Acetaldehyde	0.971	6.017
Ethanol	1.326	80.894
n-Propanol	2.344	166.865

Scottsdale Police Department Crime Lab Volatiles Analysis

Sample: [REDACTED]	Item number: 1113917
Injection date: 10/11/2016 4:42:31 PM	Vial: 41
Method: ethanol quant.M	Sequence: 11Oct16
Instrument: US14173023 CN14160045	Analyst: Langan
Data file: C:\Chem3211\Data\11Oct16\41.D	

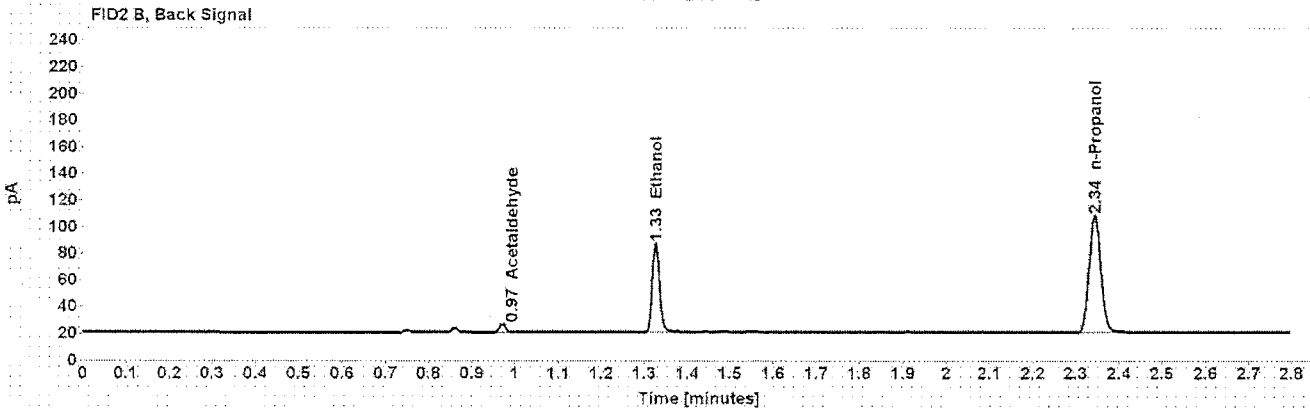
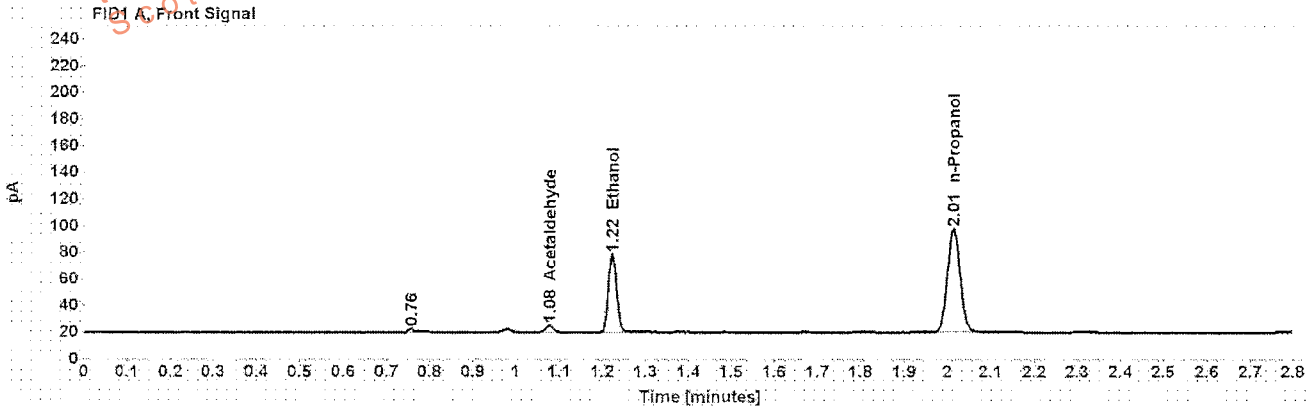


Table 1: FID 1 A (column DB-ALC1)

Compound	Amount (g/100mL)	Time (min)	Peak Area
Acetaldehyde	-----	1.077	5.613
>Ethanol	0.1331	1.223	77.937
n-Propanol	-----	2.014	160.940

Table 2: FID 2 B (column DB-ALC2)

Compound	Time (min)	Peak Area
Acetaldehyde	0.971	6.012
Ethanol	1.326	80.414
n-Propanol	2.344	165.601

Case: [REDACTED] User: alangan 10/12/2016

Scottsdale Police Department Crime Lab Volatiles Analysis

Sample: [REDACTED] Item number: 1112814
Injection date: 10/11/2016 4:50:45 PM Vial: 43
Method: ethanol quant M Sequence: 11Oct16
Instrument: US14173023 CN14160045 Analyst: Langan
Data file: C:\Chem32\1\Data\11Oct16\43.D

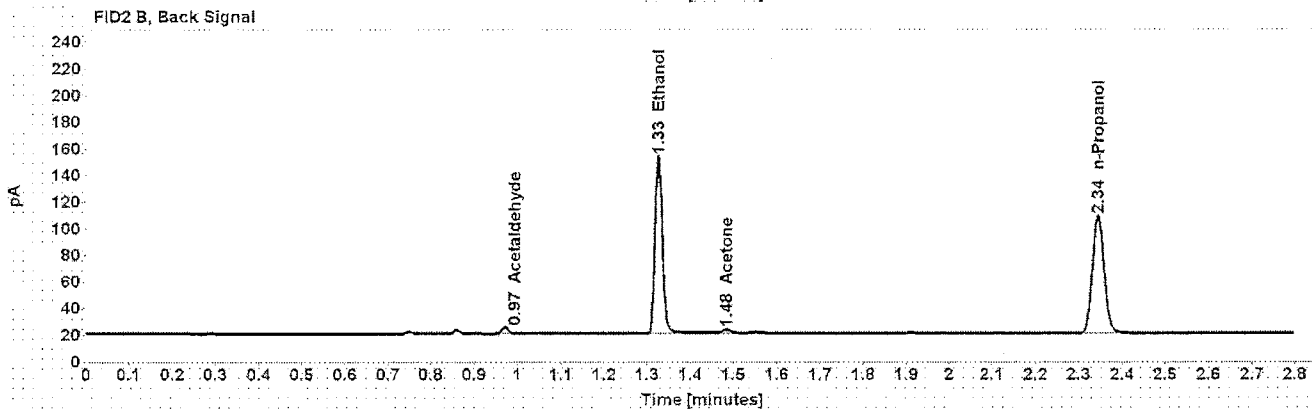
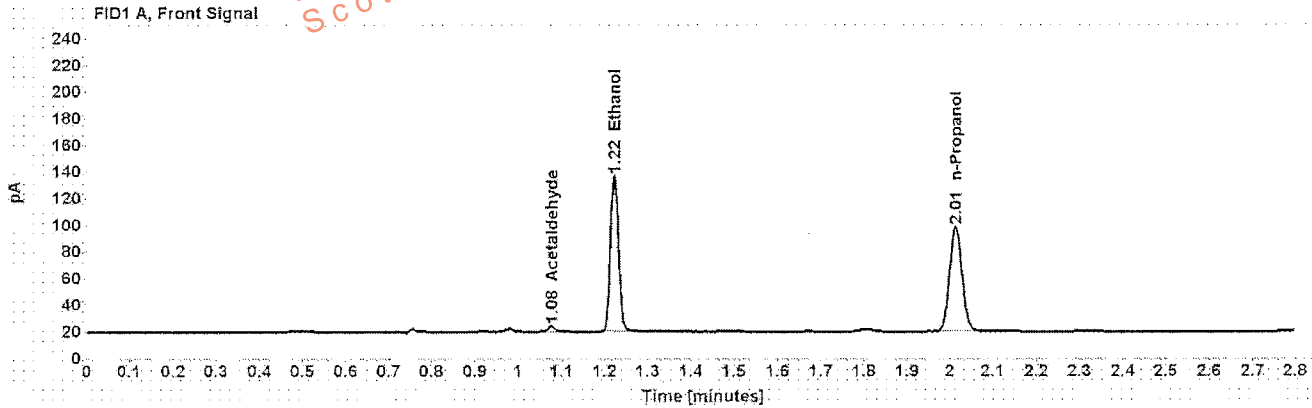


Table 1: FID 1 A (column DB-ALC1)

Compound	Amount (g/100mL)	Time (min)	Peak Area
Acetaldehyde	-----	1.077	4.467
>Ethanol	0.2608	1.223	154.549
n-Propanol	-----	2.014	161.807

Table 2: FID 2 B (column DB-ALC2)

Compound	Time (min)	Peak Area
Acetaldehyde	0.971	4.796
Ethanol	1.326	161.305
Acetone	1.484	4.119
n-Propanol	2.344	166.413

Scottsdale Police Department Crime Lab Volatiles Analysis

Sample: [REDACTED]	Item number: 1112814
Injection date: 10/11/2016 4:54:45 PM	Vial: 44
Method: ethanol quant.M	Sequence: 11Oct16
Instrument: US14173023 CN14160045	Analyst: Langan
Data file: C:\Chem32\1\Data\11Oct16\44.D	

Dissemination is restricted to Criminal Justice Agencies and authorized Non-C.J. Agencies ONLY. Secondary dissemination to unauthorized agencies is PROHIBITED.
Scottsdale City Prosecutor

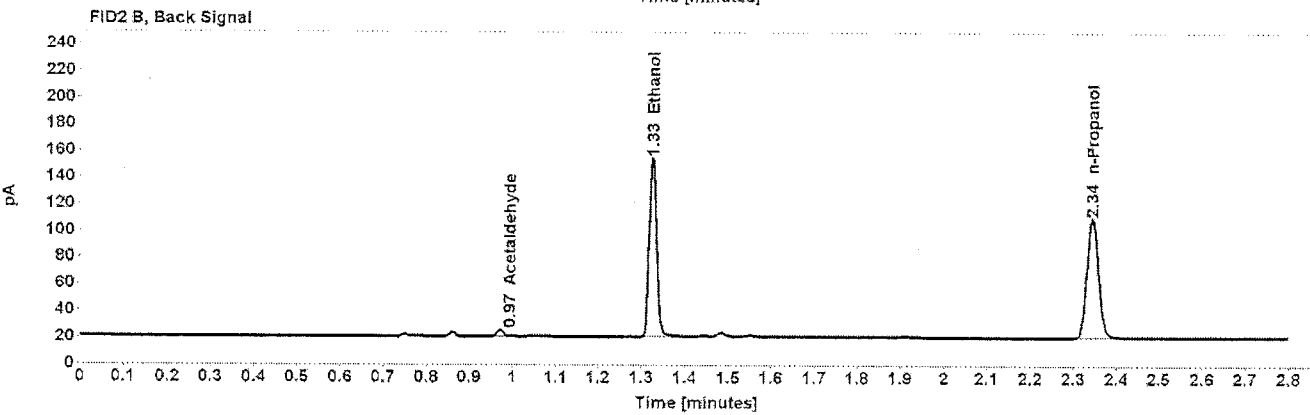
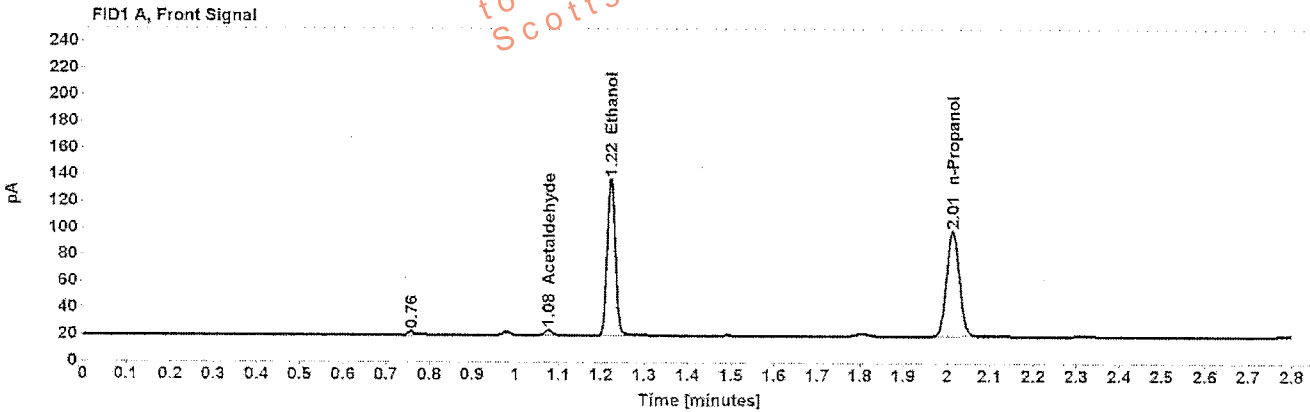


Table 1: FID 1 A (column DB-ALC1)

Compound	Amount (g/100mL)	Time (min)	Peak Area
Acetaldehyde	-----	1.077	4.472
>Ethanol	0.2607	1.223	155.591
n-Propanol	-----	2.013	162.984

Table 2: FID 2 B (column DB-ALC2)

Compound	Time (min)	Peak Area
Acetaldehyde	0.971	4.800
Ethanol	1.326	160.822
n-Propanol	2.344	167.684

Scottsdale Police Department Crime Lab Volatiles Analysis

Sample: [REDACTED]	Item number: 1113731
Injection date: 10/11/2016 4:58:46 PM	Vial: 45
Method: ethanol.quant.M	Sequence: 11Oct16
Instrument: US14173023 CN14160045	Analyst: Langan
Data file: C:\Chem321\Data\11Oct16\45.D	

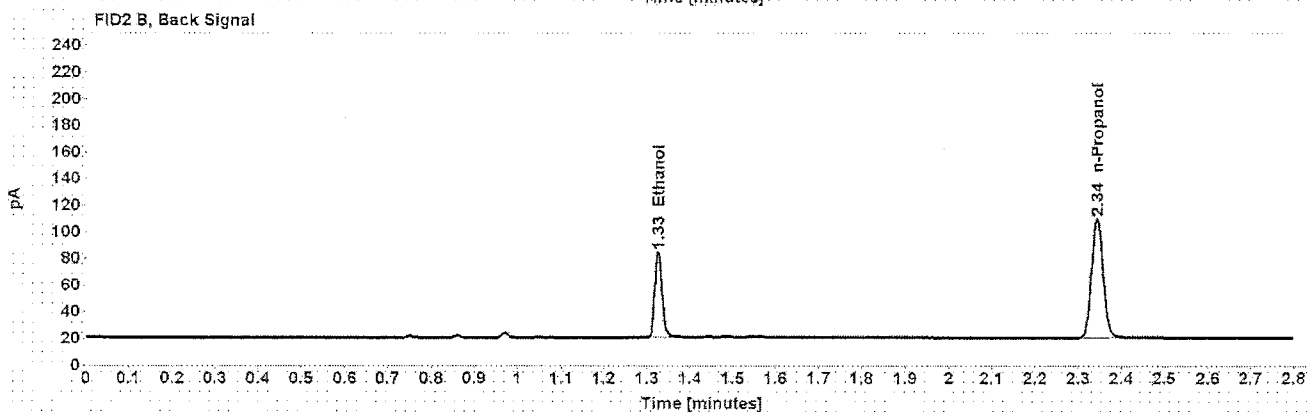
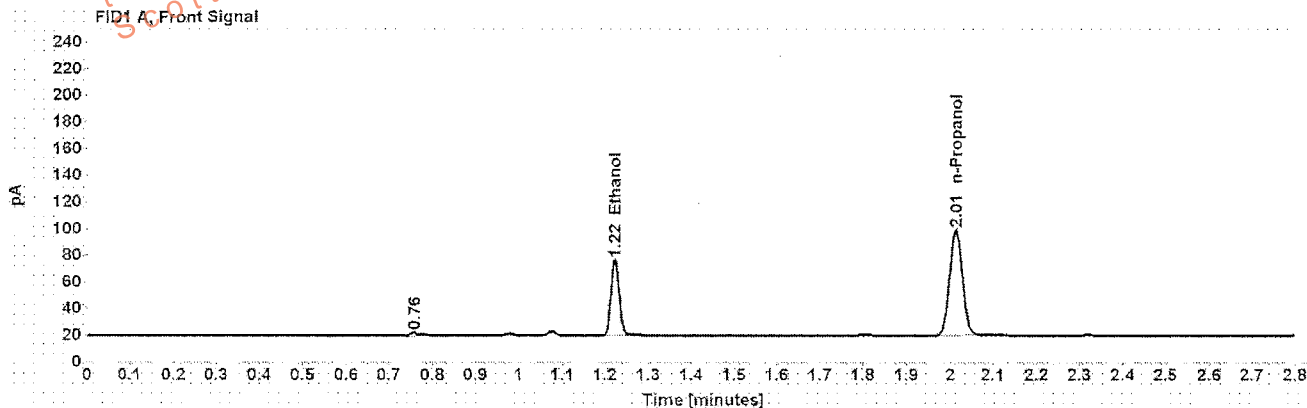


Table 1: FID 1 A (column DB-ALC1)

Compound	Amount (g/100mL)	Time (min)	Peak Area
>Ethanol	0.1264	1.223	75.249
n-Propanol	-----	2.013	163.795

Table 2: FID 2 B (column DB-ALC2)

Compound	Time (min)	Peak Area
Ethanol	1.326	77.597
n-Propanol	2.343	169.187

Scottsdale Police Department Crime Lab Volatiles Analysis

Sample:	[REDACTED]	Item number:	1113731
Injection date:	10/11/2016 5:02:46 PM	Vial:	46
Method:	ethanol quant.M	Sequence:	11Oct16
Instrument:	US14173023 CN14160045	Analyst:	Langan
Data file:	C:\Chem32\11\Data\11Oct16\46.D		

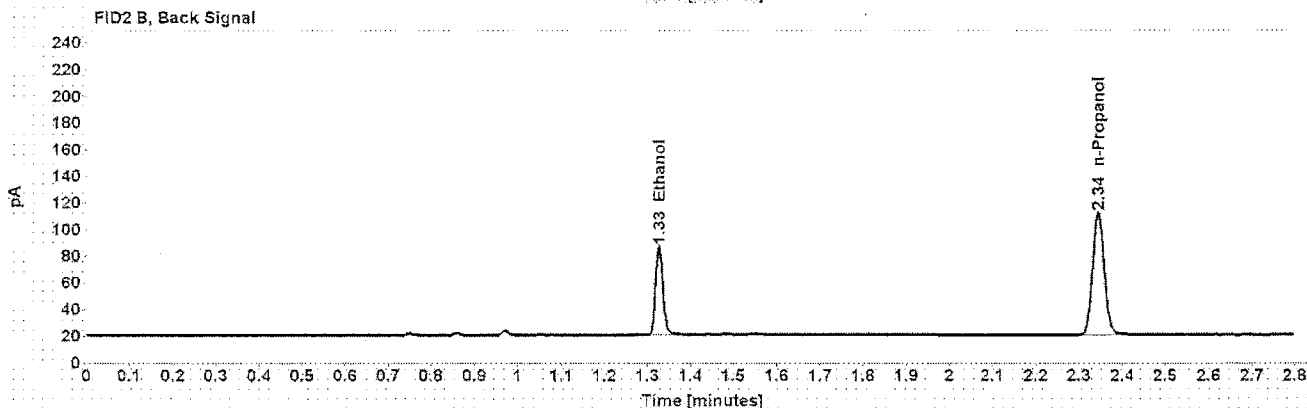
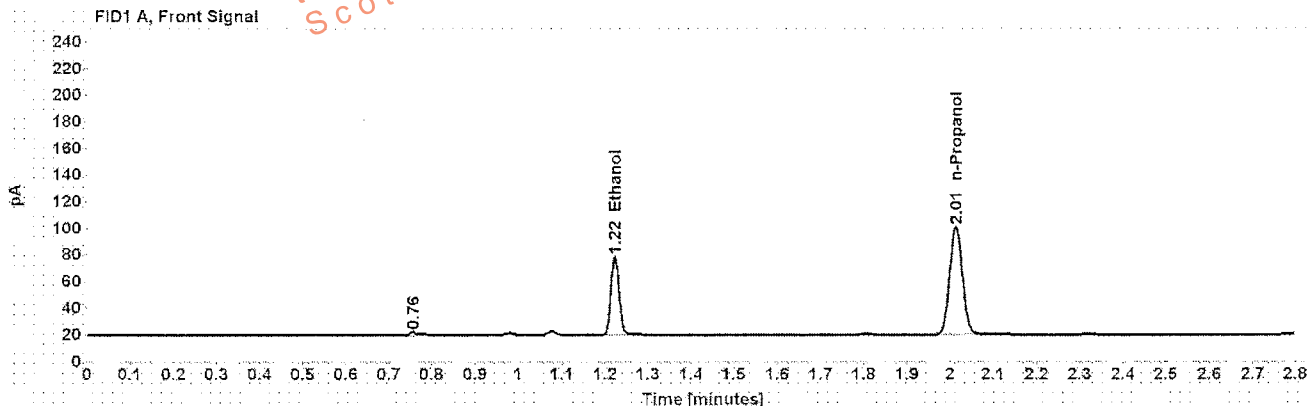


Table 1: FID 1 A (column DB-ALC1)

Compound	Amount (g/100mL)	Time (min)	Peak Area
>Ethanol	0.1273	1.223	77.324
n-Propanol	-----	2.014	167.029

Table 2: FID 2 B (column DB-ALC2)

Compound	Time (min)	Peak Area
Ethanol	1.326	80.005
n-Propanol	2.344	172.473

Scottsdale Police Department Crime Lab Volatiles Analysis

Sample:	[REDACTED]	Item number:	1117355
Injection date:	10/11/2016 5:06:45 PM	Vial:	47
Method:	ethanol quant.M	Sequence:	11Oct16
Instrument:	US14173023 CN14160045	Analyst:	Langan
Data file:	C:\Chem32\11\Data\11Oct16\47.D		

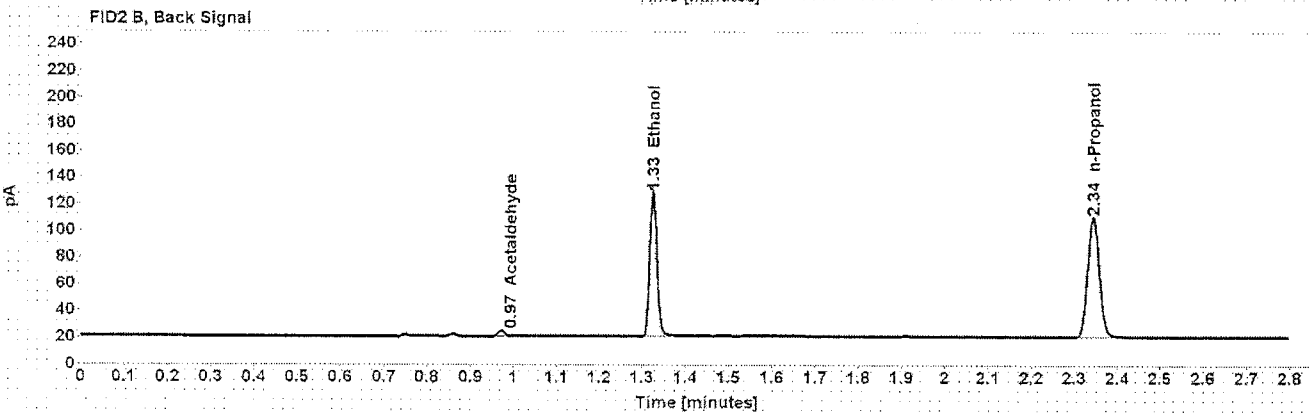
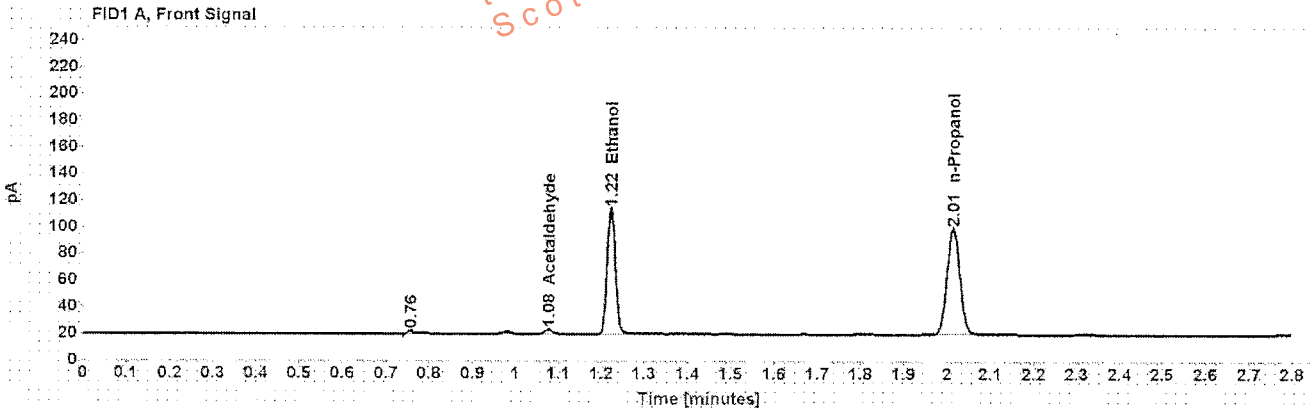


Table 1: FID 1 A (column DB-ALC1)

Compound	Amount (g/100mL)	Time (min)	Peak Area
Acetaldehyde	-----	1.077	3.757
>Ethanol	0.2088	1.223	125.535
n-Propanol	-----	2.013	164.456

Table 2: FID 2 B (column DB-ALC2)

Compound	Time (min)	Peak Area
Acetaldehyde	0.971	4.073
Ethanol	1.325	129.687
n-Propanol	2.344	169.682

Scottsdale Police Department Crime Lab Volatiles Analysis

Sample: [REDACTED]	Item number: 1117355
Injection date: 10/11/2016 5:10:46 PM	Vial: 48
Method: ethanol.quant.M	Sequence: 11Oct16
Instrument: US14173023 CN14160045	Analyst: Langan
Data file: C:\Chem3211\Data\11Oct16\48.D	

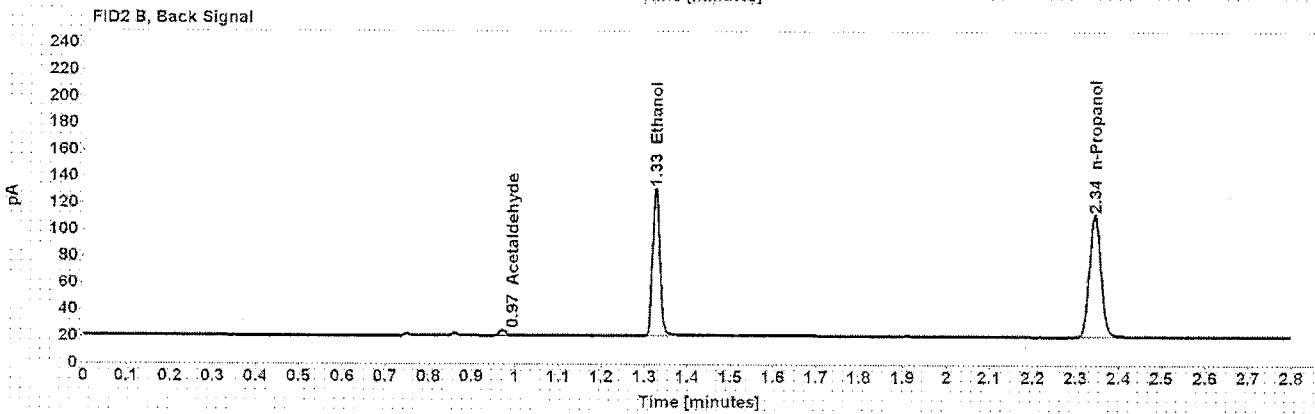
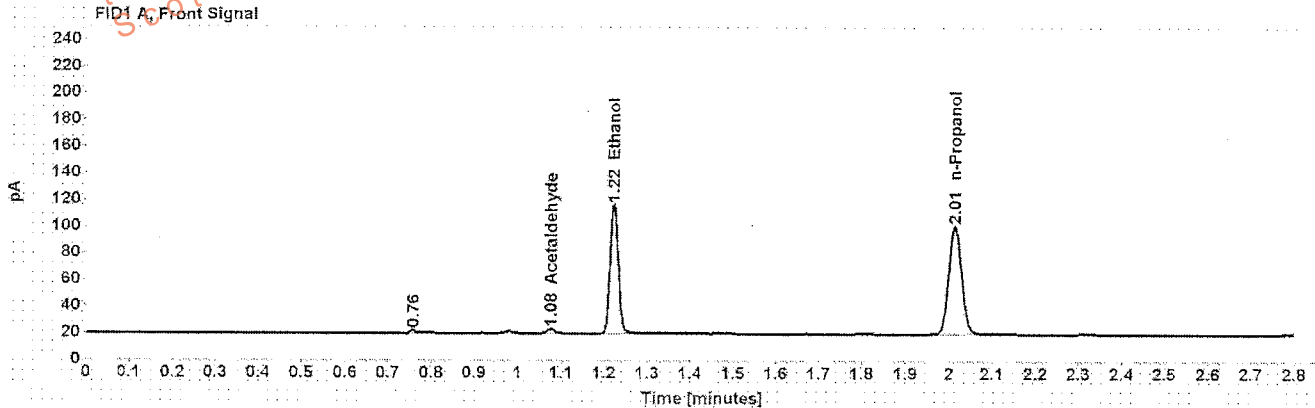


Table 1: FID 1 A (column DB-ALC1)

Compound	Amount (g/100mL)	Time (min)	Peak Area
Acetaldehyde	-----	1.077	3.789
>Ethanol	0.2095	1.223	128.168
n-Propanol	-----	2.014	167.304

Table 2: FID 2 B (column DB-ALC2)

Compound	Time (min)	Peak Area
Acetaldehyde	0.971	4.072
Ethanol	1.326	132.581
n-Propanol	2.344	172.464

Scottsdale Police Department Crime Lab Volatiles Analysis

Sample:	[REDACTED]	Item number:	285-01A
Injection date:	10/11/2016 5:15:00 PM	Vial:	49
Method:	ethanol quant.M	Sequence:	11Oct16
Instrument:	US14173023 CN14160045	Analyst:	Langan
Data file:	C:\Chem32\11Data\11Oct16\49.D		

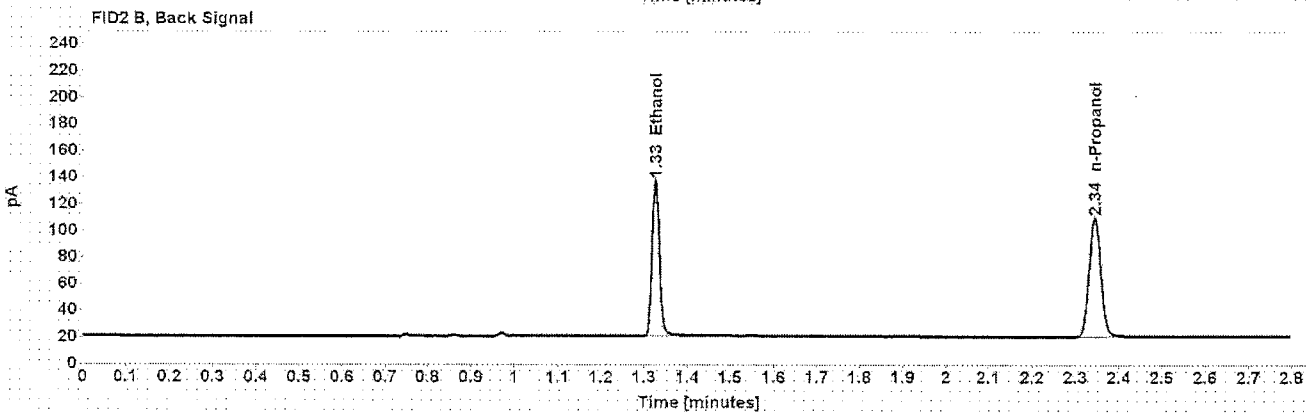
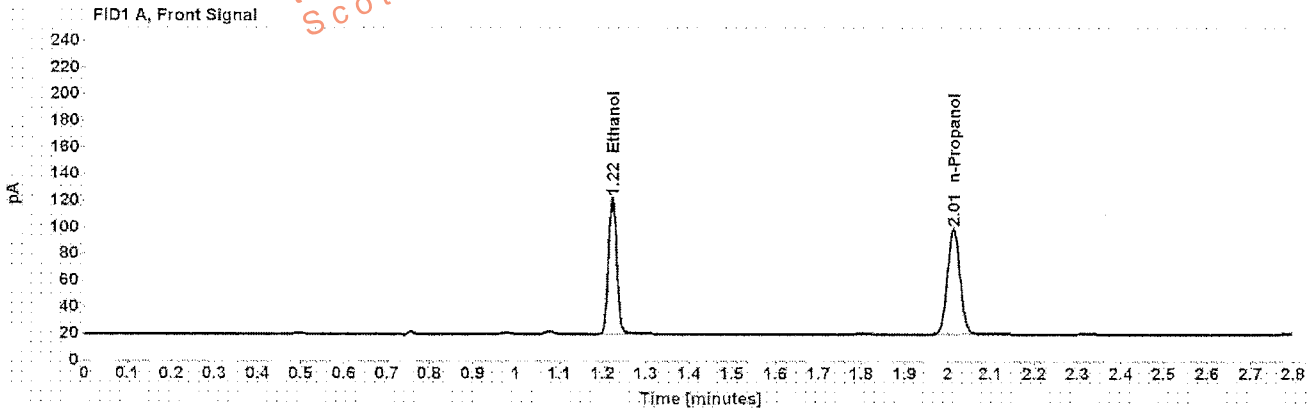


Table 1: FID 1 A (column DB-ALC1)

Compound	Amount (g/100mL)	Time (min)	Peak Area
>Ethanol	0.2266	1.223	135.618
n-Propanol	-----	2.013	163.568

Table 2: FID 2 B (column DB-ALC2)

Compound	Time (min)	Peak Area
Ethanol	1.325	141.930
n-Propanol	2.344	168.869

Scottsdale Police Department Crime Lab Volatiles Analysis

Sample:	[REDACTED]	Item number:	285-01A
Injection date:	10/11/2016 5:19:00 PM	Vial:	50
Method:	ethanol quant.M	Sequence:	11Oct16
Instrument:	US14173023 CN14160045	Analyst:	Langan
Data file:	C:\Chem32\1\Data\11Oct16\50.D		

Dissemination is restricted to Criminal Justice Agencies ONLY. Secondary dissemination to unauthorized agencies is PROHIBITED. Scottsdale City Prosecutor

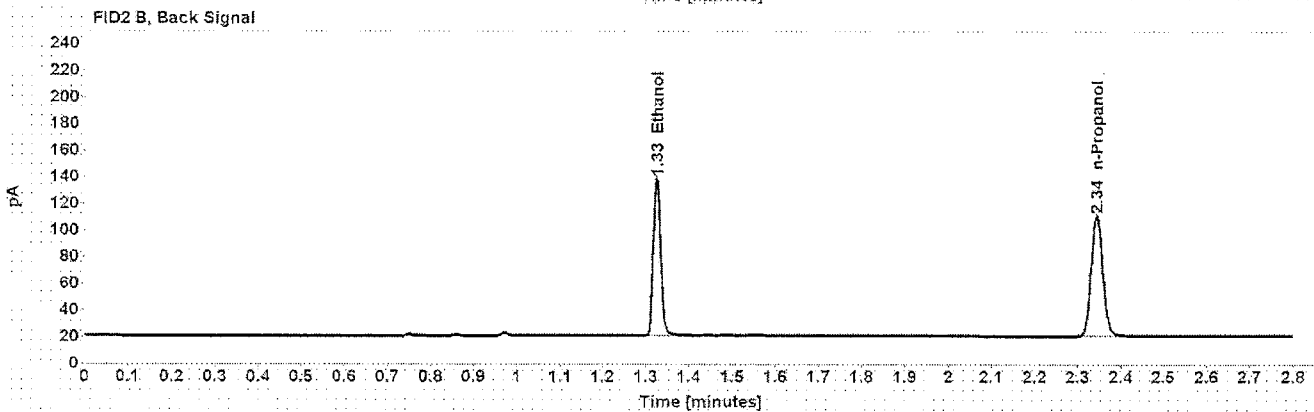
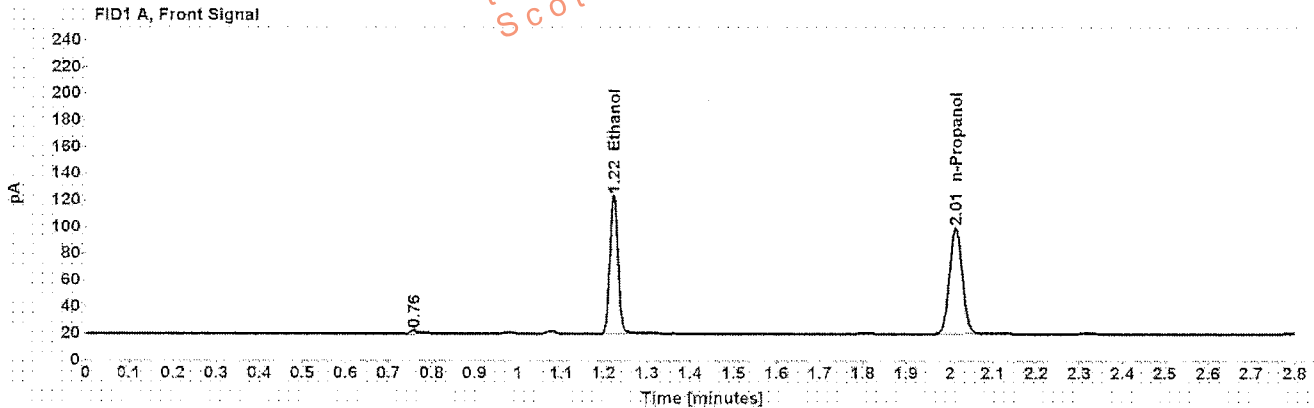


Table 1: FID 1 A (column DB-ALC1)

Compound	Amount (g/100mL)	Time (min)	Peak Area
>Ethanol	0.2273	1.223	137.310
n-Propanol	-----	2.013	165.125

Table 2: FID 2 B (column DB-ALC2)

Compound	Time (min)	Peak Area
Ethanol	1.325	142.165
n-Propanol	2.344	170.192

Scottsdale Police Department Crime Lab Volatiles Analysis

Sample: [REDACTED]	Item number: 1116262
Injection date: 10/11/2016 5:23:00 PM	Vial: 51
Method: ethanol quant.M	Sequence: 11Oct16
Instrument: US14173023 CN14160045	Analyst: Langan
Data file: C:\Chem32\11Data\11Oct16\51.D	

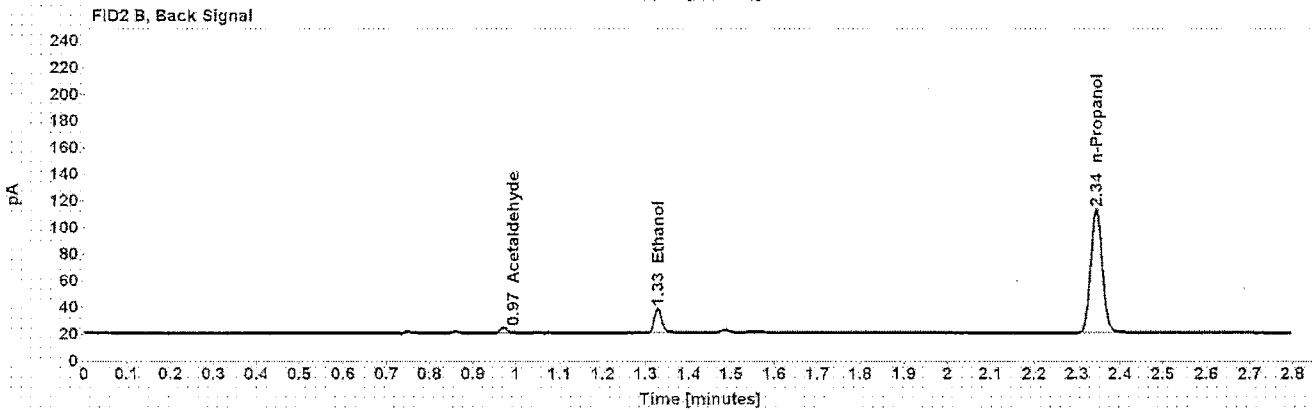
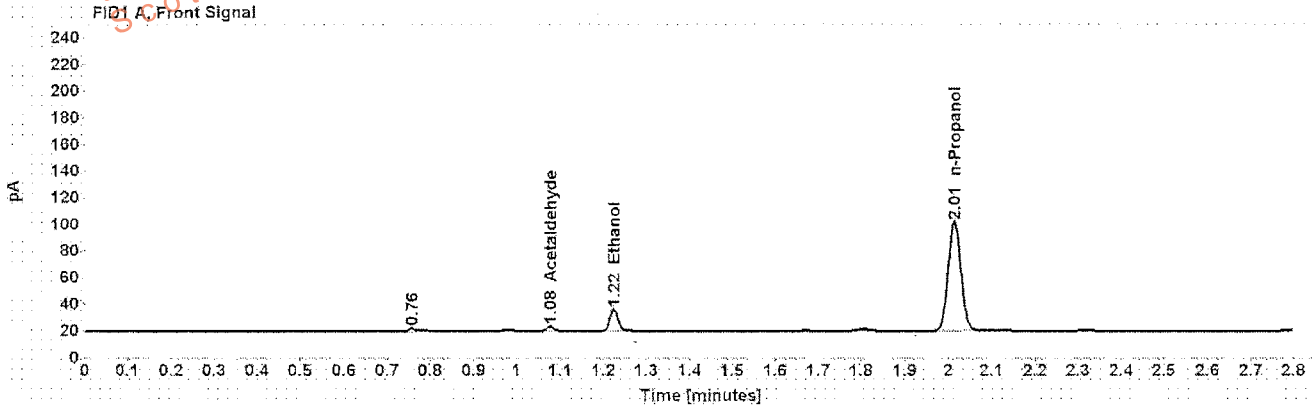


Table 1: FID 1 A (column DB-ALC1)

Compound	Amount (g/100mL)	Time (min)	Peak Area
Acetaldehyde	-----	1.077	3.759
>Ethanol	0.0365	1.224	21.638
n-Propanol	-----	2.014	169.027

Table 2: FID 2 B (column DB-ALC2)

Compound	Time (min)	Peak Area
Acetaldehyde	0.971	3.980
Ethanol	1.328	22.522
n-Propanol	2.344	174.056

Scottsdale Police Department Crime Lab Volatiles Analysis

Sample:	[REDACTED]	Item number:	1116262
Injection date:	10/11/2016 5:27:00 PM	Vial:	52
Method:	ethanol quant.M	Sequence:	11Oct16
Instrument:	US14173023 CN14160045	Analyst:	Langan
Data file:	C:\Chem32\11Data\11Oct16\52.D		

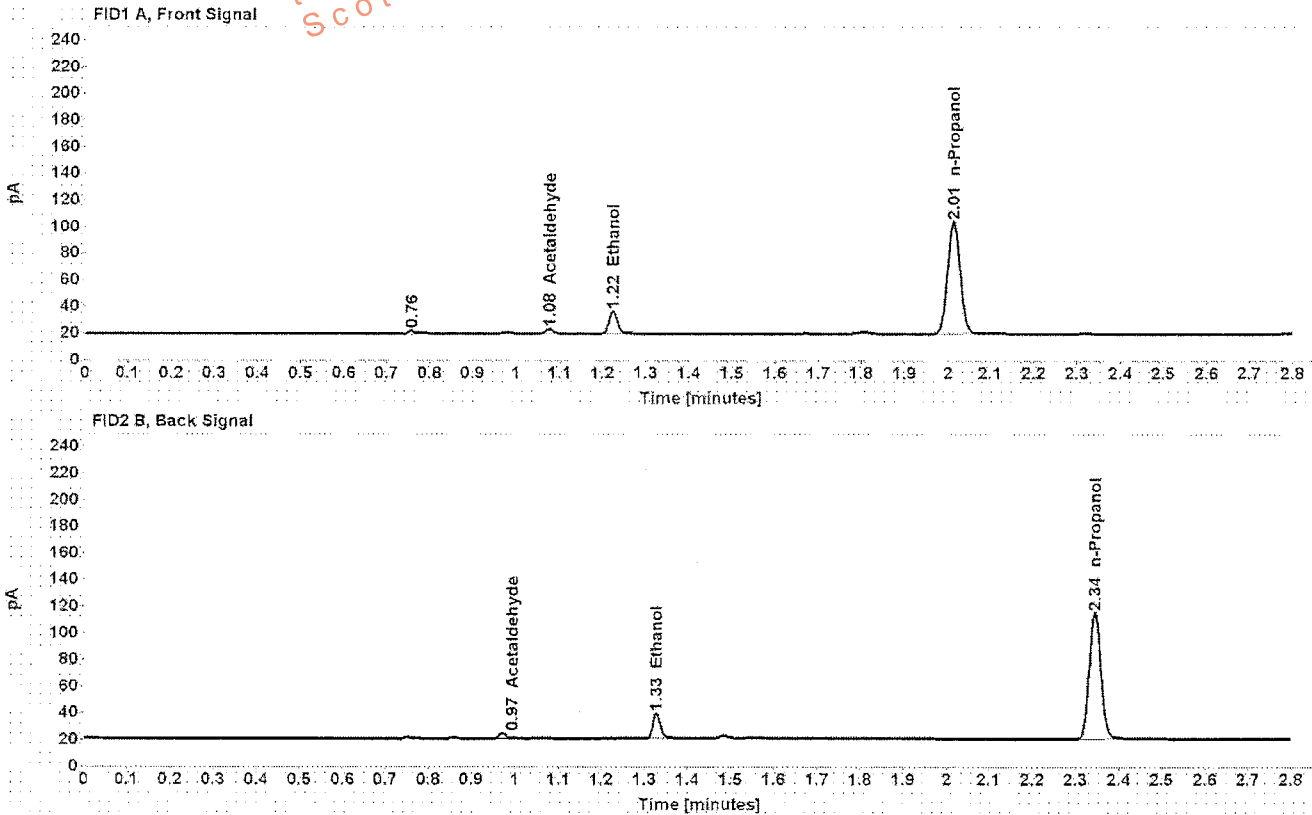


Table 1: FID 1 A (column DB-ALC1)

Compound	Amount (g/100mL)	Time (min)	Peak Area
Acetaldehyde	-----	1.077	3.785
>Ethanol	0.0367	1.224	22.265
n-Propanol	-----	2.014	173.036

Table 2: FID 2 B (column DB-ALC2)

Compound	Time (min)	Peak Area
Acetaldehyde	0.971	4.010
Ethanol	1.328	23.207
n-Propanol	2.344	178.305

Scottsdale Police Department Crime Lab Volatiles Analysis

Sample:	[REDACTED]	Item number:	1116557
Injection date:	10/11/2016 5:35:00 PM	Vial:	54
Method:	ethanol quant.M	Sequence:	11Oct16
Instrument:	US14173023 CN14160045	Analyst:	Langan
Data file:	C:\Chem32\1\Data\11Oct16\54.D		

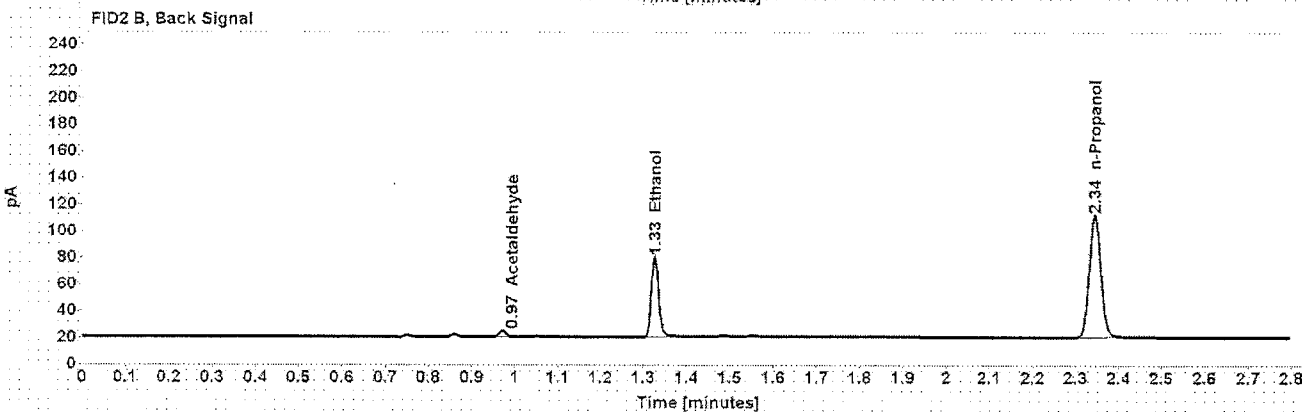
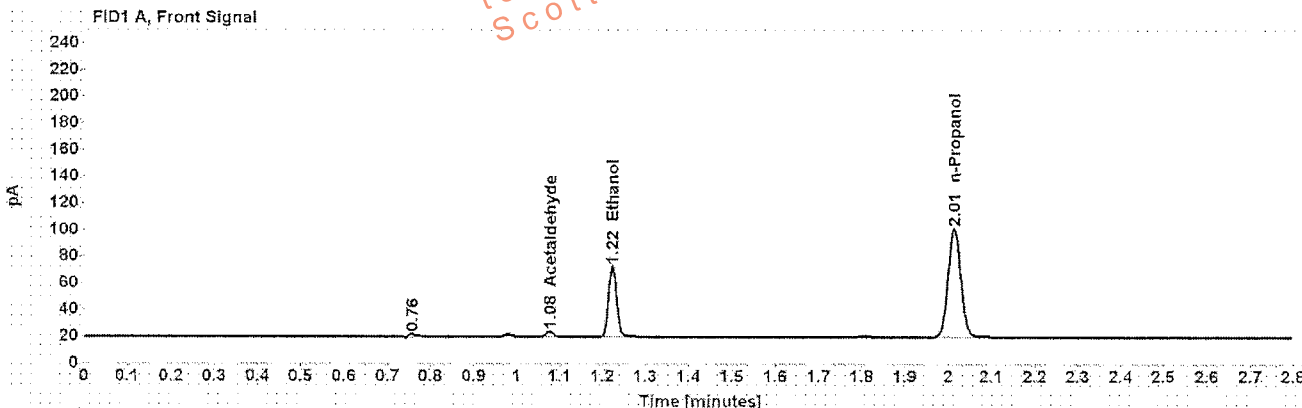


Table 1: FID 1 A (column DB-ALC1)

Compound	Amount (g/100mL)	Time (min)	Peak Area
Acetaldehyde	-----	1.077	4.235
>Ethanol	0.1147	1.223	69.880
n-Propanol	-----	2.014	167.814

Table 2: FID 2 B (column DB-ALC2)

Compound	Time (min)	Peak Area
Acetaldehyde	0.971	4.552
Ethanol	1.326	72.165
n-Propanol	2.344	173.042

Scottsdale Police Department Crime Lab Volatiles Analysis

Sample: [REDACTED]	Item number: 1116557
Injection date: 10/11/2016 5:39:15 PM	Vial: 55
Method: ethanol.quant.M	Sequence: 11Oct16
Instrument: US14173023 CN14160045	Analyst: Langan
Data file: C:\Chem3211\Data\11Oct16\55.D	

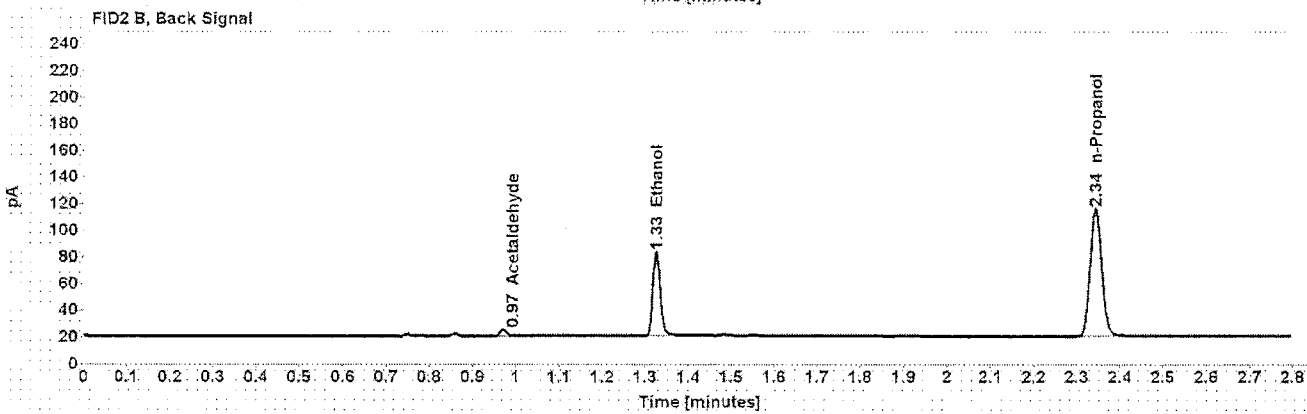
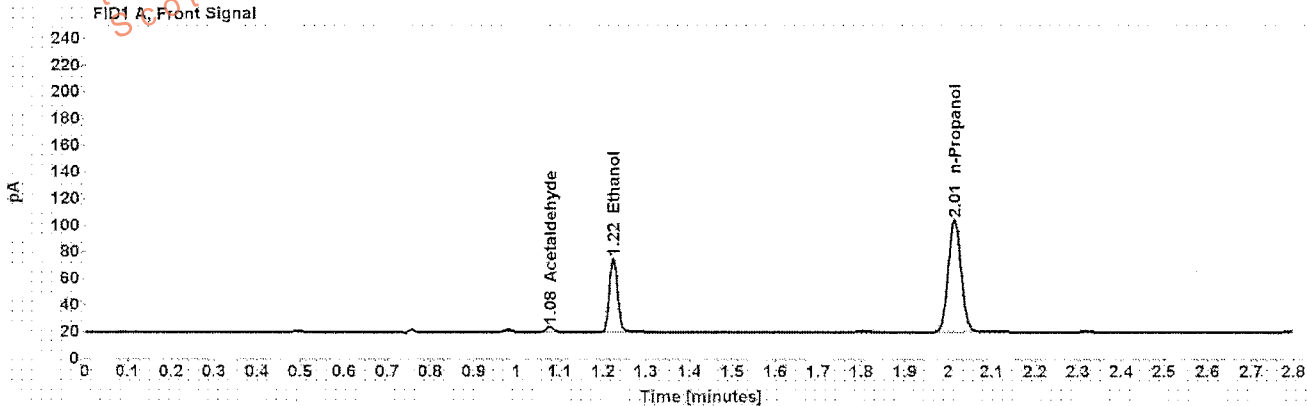


Table 1: FID 1 A (column DB-ALC1)

Compound	Amount (g/100mL)	Time (min)	Peak Area
Acetaldehyde	-----	1.077	4.416
>Ethanol	0.1159	1.223	73.315
n-Propanol	-----	2.014	174.212

Table 2: FID 2 B (column DB-ALC2)

Compound	Time (min)	Peak Area
Acetaldehyde	0.971	4.764
Ethanol	1.326	75.836
n-Propanol	2.344	179.778

Scottsdale Police Department Crime Lab Volatiles Analysis

Sample:	[REDACTED]	Item number:	1116360
Injection date:	10/11/2016 5:43:16 PM	Vial:	56
Method:	ethanol quant.M	Sequence:	11Oct16
Instrument:	US14173023 CN14160045	Analyst:	Langan
Data file:	C:\Chem32\1\Data\11Oct16\56.D		

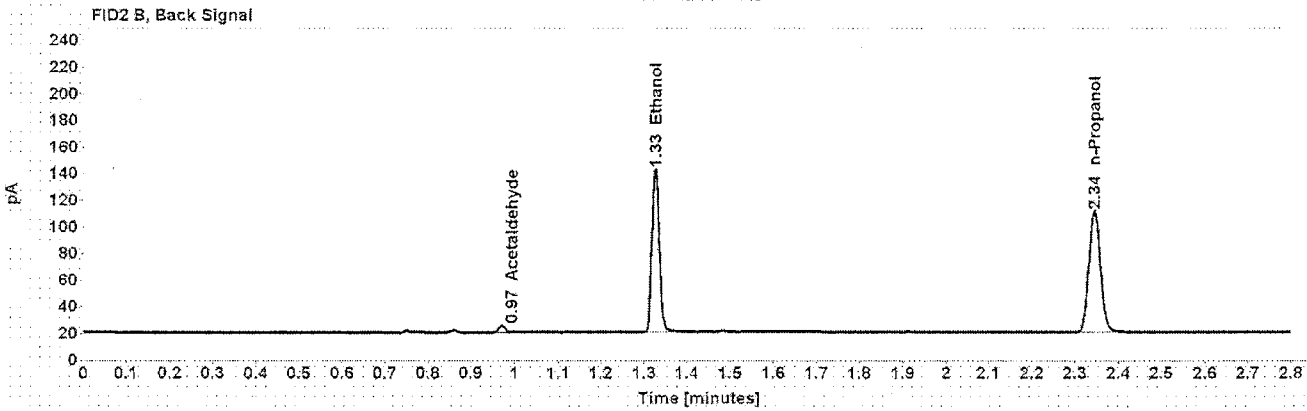
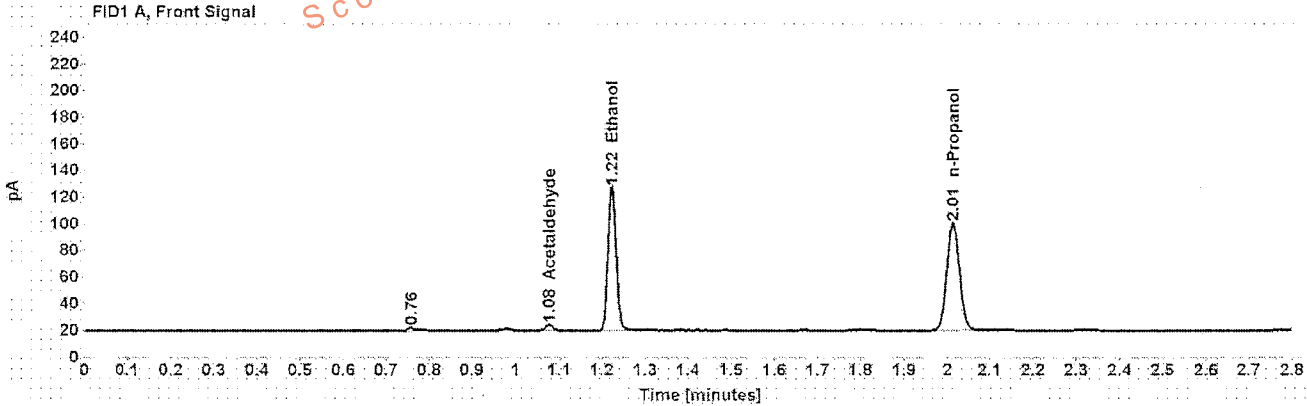


Table 1: FID 1 A (column DB-ALC1)

Compound	Amount (g/100mL)	Time (min)	Peak Area
Acetaldehyde	-----	1.077	4.751
>Ethanol	0.2339	1.223	142.281
n-Propanol	-----	2.014	166.237

Table 2: FID 2 B (column DB-ALC2)

Compound	Time (min)	Peak Area
Acetaldehyde	0.971	5.134
Ethanol	1.326	147.216
n-Propanol	2.344	171.619

Scottsdale Police Department Crime Lab Volatiles Analysis

Sample: [REDACTED]	Item number: 1116360
Injection date: 10/11/2016 5:47:16 PM	Vial: 57
Method: ethanol quant.M	Sequence: 11Oct16
Instrument: US14173023 CN14160045	Analyst: Langan
Data file: C:\Chem321\Data\11Oct16\57.D	

Dissemination is restricted to Criminal Justice Agencies and authorized personnel only. Secondary dissemination to unauthorized agencies is PROHIBITED.
Scottsdale City Prosecutor

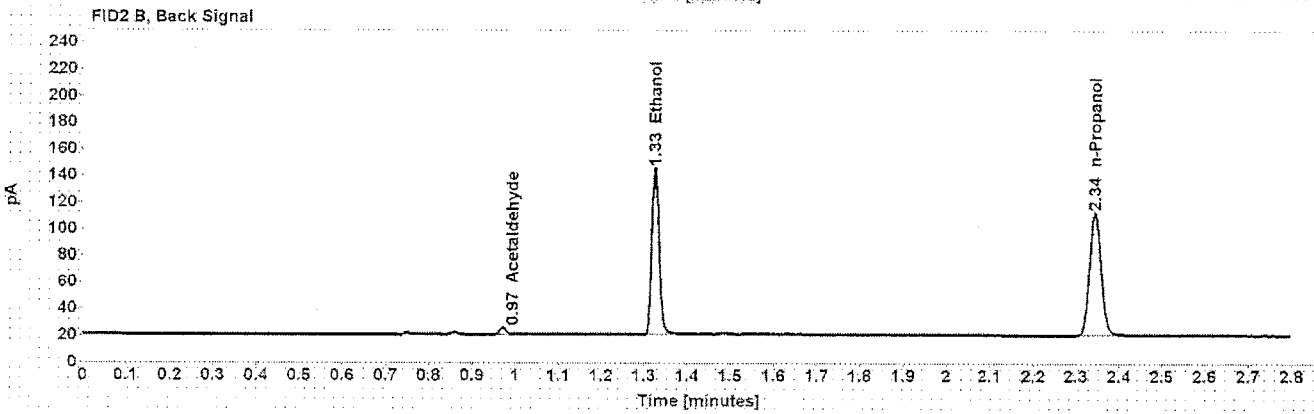
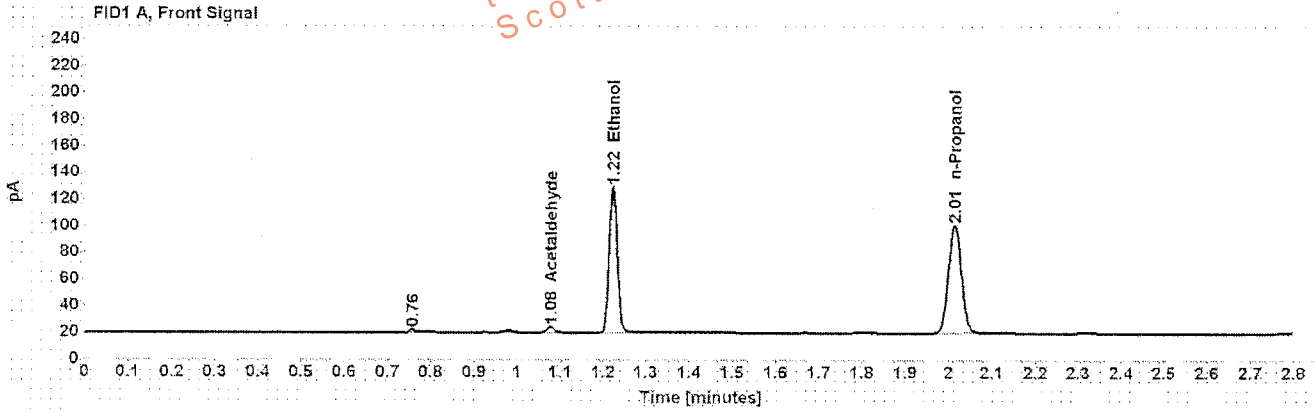


Table 1: FID 1 A (column DB-ALC1)

Compound	Amount (g/100mL)	Time (min)	Peak Area
Acetaldehyde	-----	1.077	4.754
>Ethanol	0.2359	1.223	144.841
n-Propanol	-----	2.014	167.820

Table 2: FID 2 B (column DB-ALC2)

Compound	Time (min)	Peak Area
Acetaldehyde	0.971	5.076
Ethanol	1.326	149.674
n-Propanol	2.344	173.242

Scottsdale Police Department Crime Lab Volatiles Analysis

Sample: [REDACTED]	Item number: 1117954
Injection date: 10/11/2016 5:51:15 PM	Vial: 58
Method: ethanol.quant.M	Sequence: 11Oct16
Instrument: US14173023 CN14160045	Analyst: Langan
Data file: C:\Chem3211\Data\11Oct16\58.D	

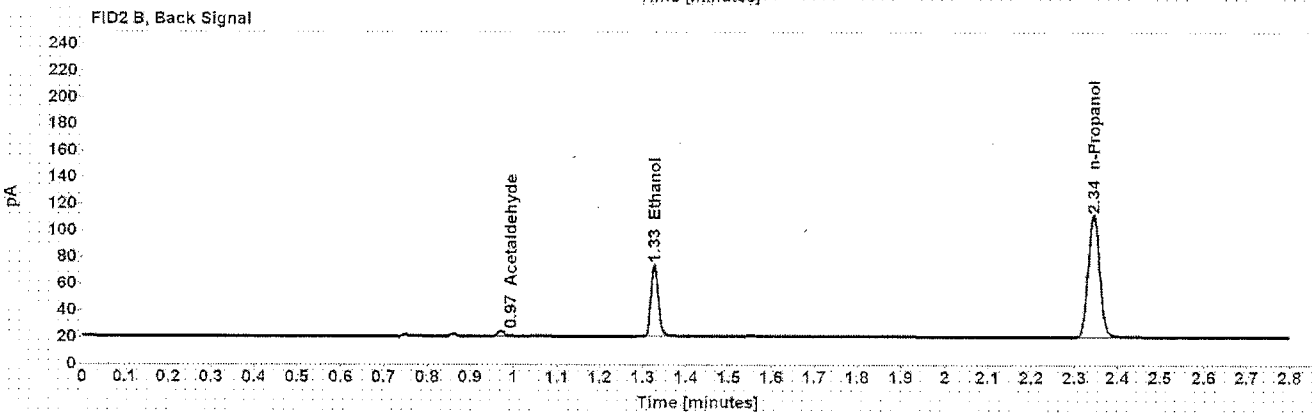
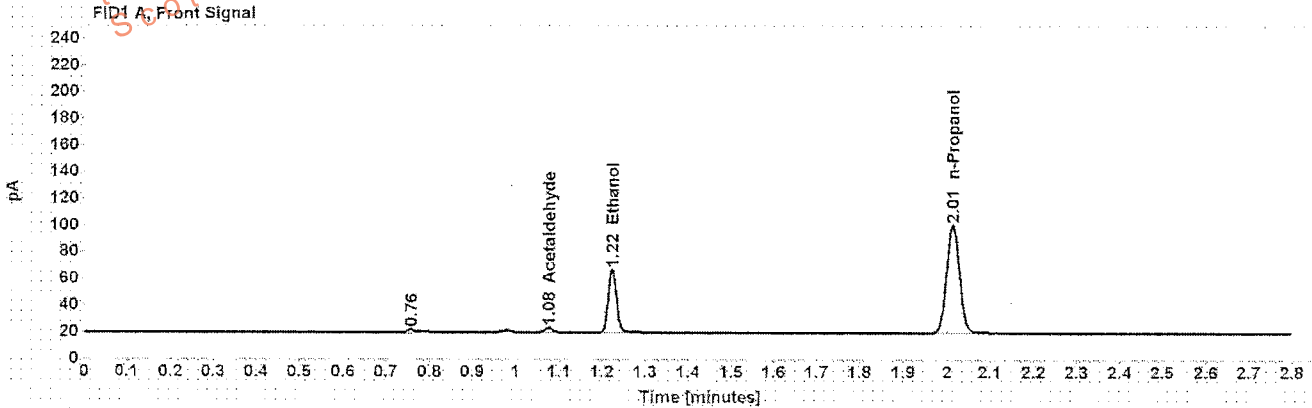


Table 1: FID 1 A (column DB-ALC1)

Compound	Amount (g/100mL)	Time (min)	Peak Area
Acetaldehyde	-----	1.077	3.752
>Ethanol	0.1030	1.223	62.500
n-Propanol	-----	2.013	167.401

Table 2: FID 2 B (column DB-ALC2)

Compound	Time (min)	Peak Area
Acetaldehyde	0.971	4.005
Ethanol	1.327	64.625
n-Propanol	2.344	172.923

Scottsdale Police Department Crime Lab Volatiles Analysis

Sample: [REDACTED]	Item number: 1117954
Injection date: 10/11/2016 5:55:15 PM	Vial: 59
Method: ethanol quant.M	Sequence: 11Oct16
Instrument: US14173023 CN14160045	Analyst: Langan
Data file: C:\Chem32\11Data\11Oct16\59.D	

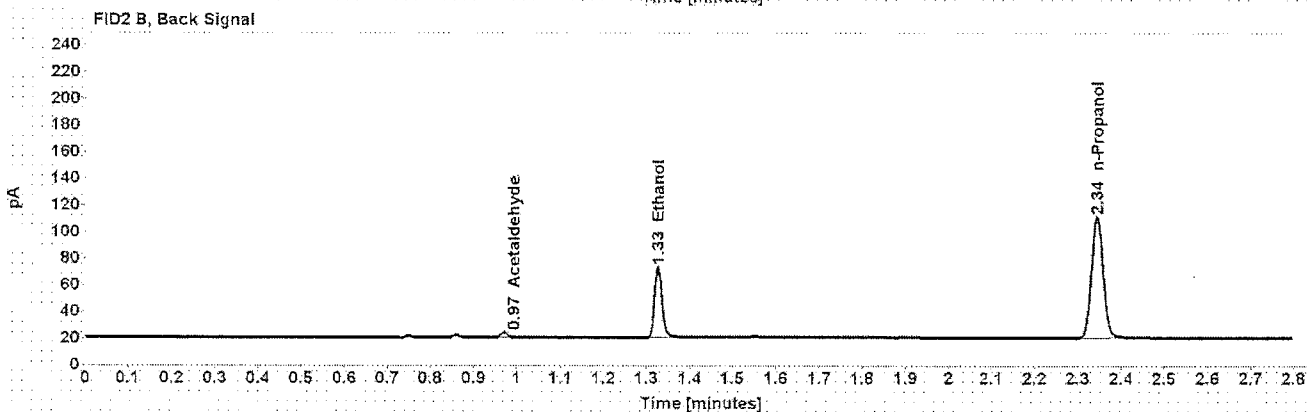
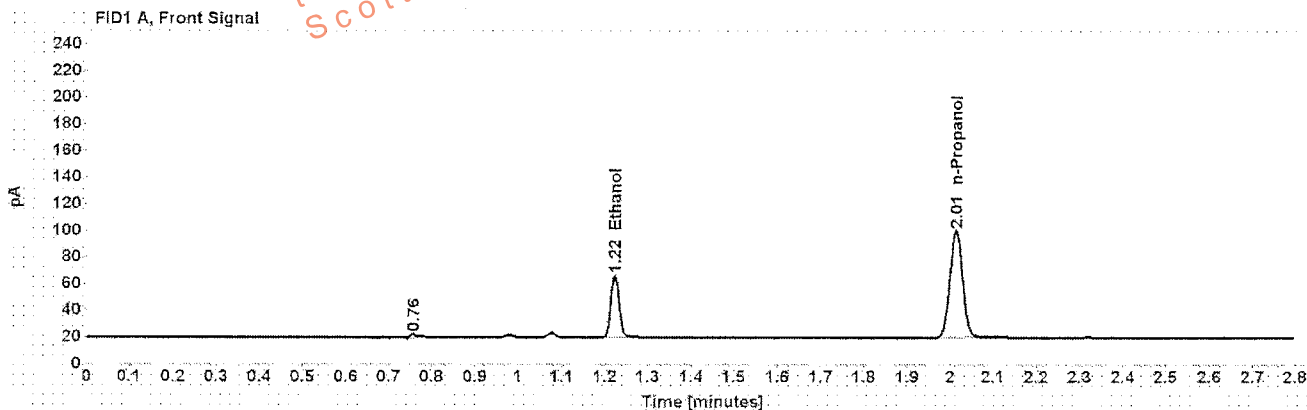


Table 1: FID 1 A (column DB-ALC1)

Compound	Amount (g/100mL)	Time (min)	Peak Area
>Ethanol	0.1032	1.223	62.194
n-Propanol	-----	2.013	166.335

Table 2: FID 2 B (column DB-ALC2)

Compound	Time (min)	Peak Area
Acetaldehyde	0.971	3.952
Ethanol	1.326	64.191
n-Propanol	2.344	171.521

Scottsdale Police Department Crime Lab Volatiles Analysis

Sample:	[REDACTED]	Item number:	1114085
Injection date:	10/11/2016 5:59:15 PM	Vial:	60
Method:	ethanol quant.M	Sequence:	11Oct16
Instrument:	US14173023 CN14160045	Analyst:	Langan
Data file:	C:\Chem32\11\Data\11Oct16\60.D		

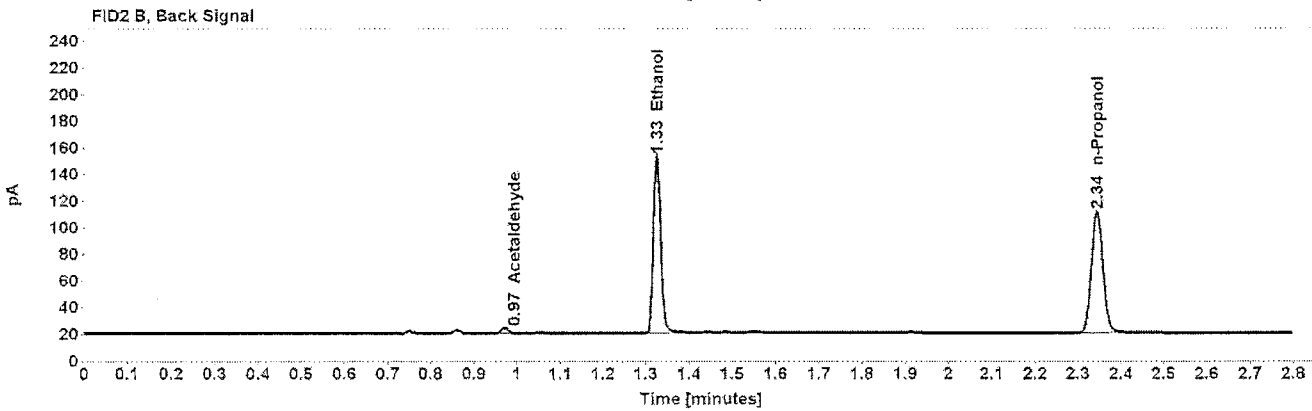
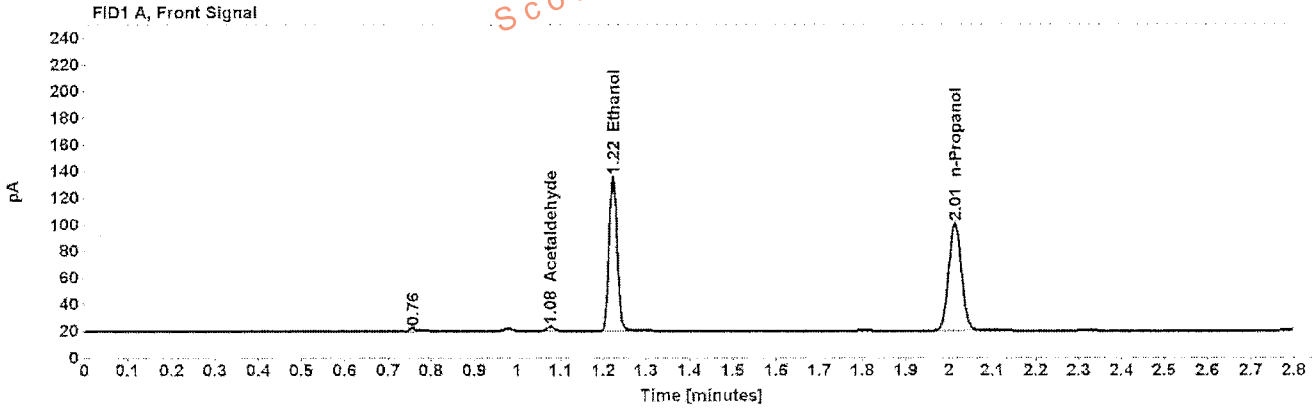


Table 1: FID 1 A (column DB-ALC1)

Compound	Amount (g/100mL)	Time (min)	Peak Area
Acetaldehyde	-----	1.077	3.795
>Ethanol	0.2526	1.222	153.936
n-Propanol	-----	2.013	166.455

Table 2: FID 2 B (column DB-ALC2)

Compound	Time (min)	Peak Area
Acetaldehyde	0.971	4.089
Ethanol	1.325	159.397
n-Propanol	2.344	171.712

Scottsdale Police Department Crime Lab Volatiles Analysis

Sample: [REDACTED]	Item number: 1114085
Injection date: 10/11/2016 6:03:30 PM	Vial: 61
Method: ethanol quant.M	Sequence: 11Oct16
Instrument: US14173023 CN14160045	Analyst: Langan
Data file: C:\Chem3211\Data\11Oct16\61.D	

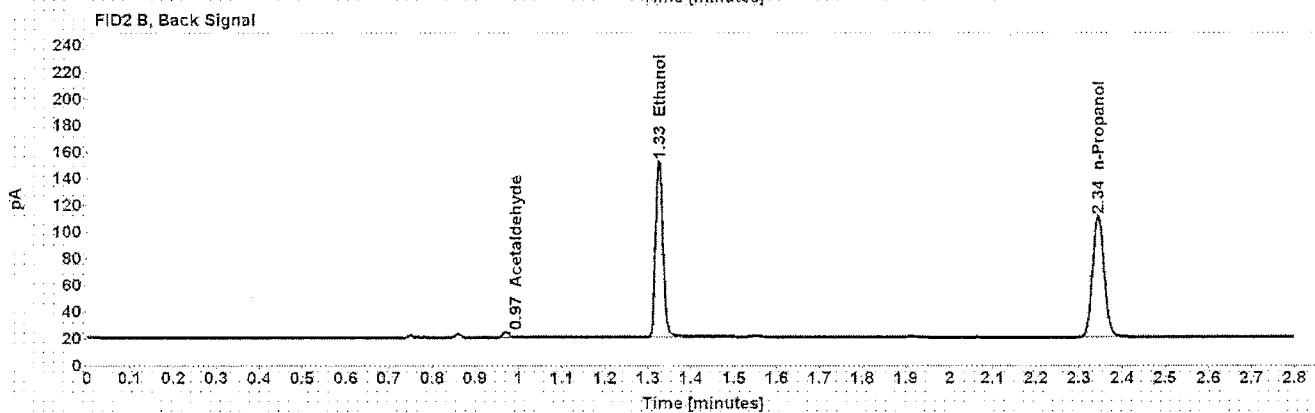
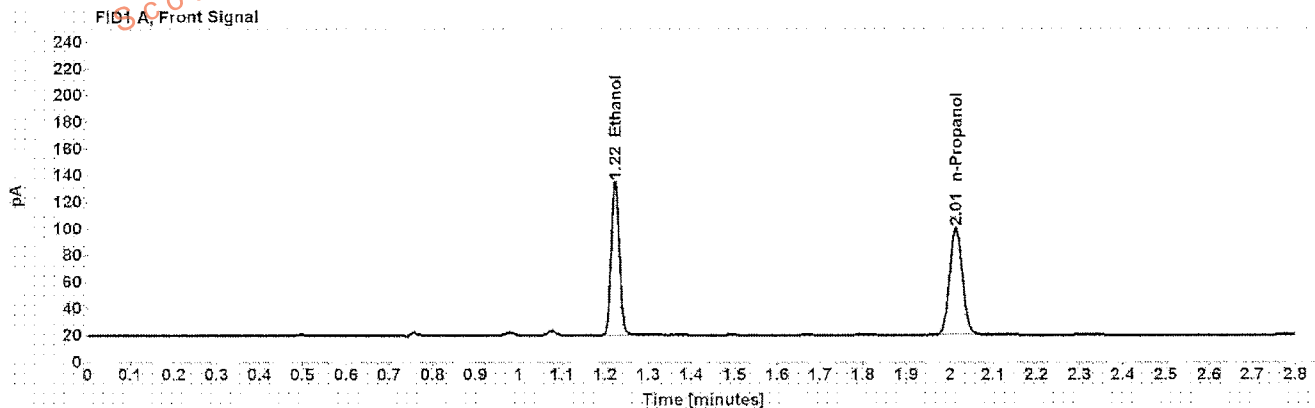


Table 1: FID 1 A (column DB-ALC1)

Compound	Amount (g/100mL)	Time (min)	Peak Area
>Ethanol	0.2529	1.223	152.954
n-Propanol	-----	2.014	165.206

Table 2: FID 2 B (column DB-ALC2)

Compound	Time (min)	Peak Area
Acetaldehyde	0.971	4.048
Ethanol	1.326	160.078
n-Propanol	2.344	170.630