

SCOTTSDALE POLICE DEPARTMENT CRIME LABORATORY BLOOD ALCOHOL FACE SHEET

ANALYSIS DATE 11/03/2016 SEQUENCE NAME 03Nov16

EQUIPMENT

Pipettor Hamilton ML600EH7497 Hamilton MD91JF5016
 Gas Chromatograph Agilent US14173023 Perkin Elmer 650N9042002

INSTRUMENT CALIBRATION

Vial 1 0.02 calibrator Lot FN08101401 Coefficient of determination (r^2)
 Vial 2 0.10 calibrator Lot FN06181501 0.99968
 Vial 3 0.20 calibrator Lot FN07201502
 Vial 4 0.40 calibrator Lot FN11191402

CALIBRATION VERIFICATION AND RESOLUTION TEST

Vial	Sample	Expected result	Measured result	Manufacturer/lot
5	blank	Not detected	Not detected	SPD lab 090816
6	volatiles mixture	6 Compounds	6 Compounds	SPD lab 030916ASL
7	aqueous control	0.400 g/dL	0.409g/dL	Lipomed 05012012-C
8	aqueous control	0.040 g/dL	0.038g/dL	Lipomed 30112011-B
9	blood control	0.200 g/dL	0.204g/dL	ACQ 402101060/6
20	aqueous control	0.080 g/dL	0.077g/dL	Lipomed 14112011-A
31	aqueous control	0.150 g/dL	0.154g/dL	Lipomed 11012012-C
42	blood control	0.200 g/dL	0.200g/dL	ACQ 402101060/6
53	aqueous control	0.080 g/dL	0.078g/dL	Lipomed 14112011-A
64	aqueous control	0.150 g/dL	0.149g/dL	Lipomed 11012012-C
73	aqueous control	0.400 g/dL	0.401g/dL	Lipomed 05012012-C
74	aqueous control	0.040 g/dL	0.039g/dL	Lipomed 30112011-B
75	blood control	0.200 g/dL	0.201g/dL	ACQ 402101060/6
76	blank	Not detected	Not detected	SPD lab 090816

SUBJECT SAMPLES

Subjects in the sequence 29 Subjects requiring reanalysis 0

ADDITIONAL NOTES: All testing proceeded as expected.

Run valid
 Run invalid

Amy Dangan
 Analyst

Run valid
 Run invalid

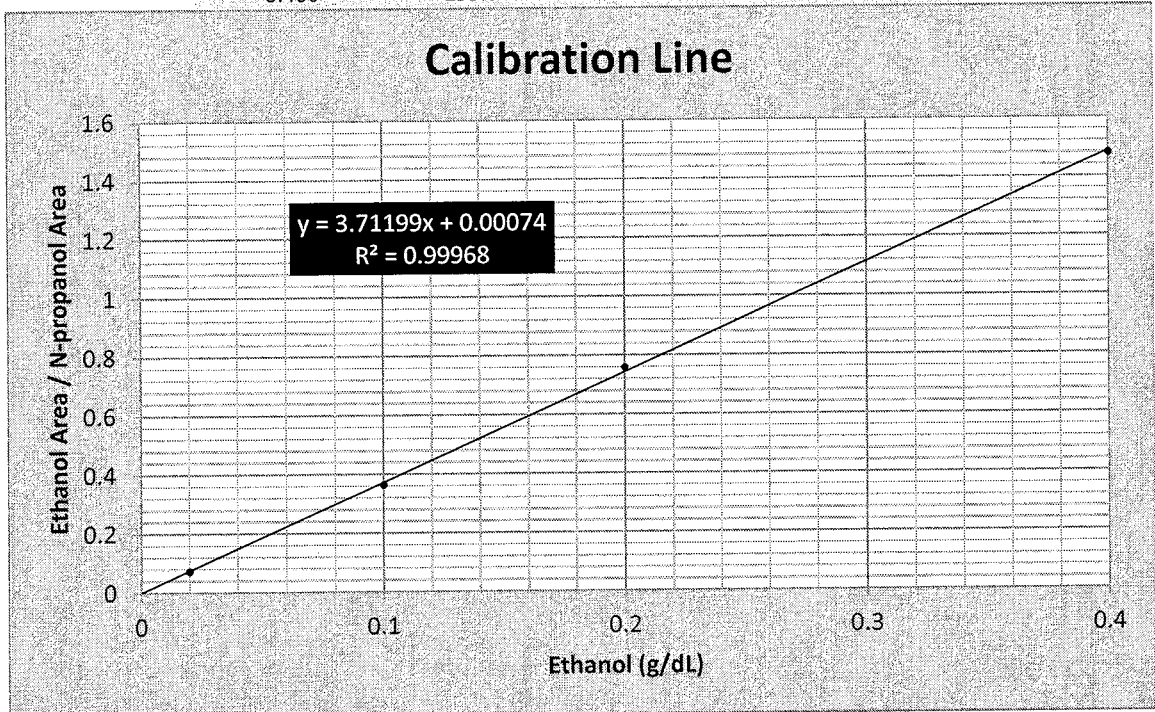
P. KOBECKI 12/15/16
 Technical Reviewer

**SCOTTSDALE POLICE DEPARTMENT CRIME LABORATORY
SEQUENCE QUALITY ASSURANCE SUMMARY**

SEQUENCE NAME: 03Nov16 *M*

Control	Vial	Expected Value (g/dL)	Measured Value (g/dL)	Percent Difference	Absolute Difference (g/dl)
1	5	negative	negative	-	-
2	7	0.400	0.409	2.25	0.009
3	8	0.040	0.038	5.00	-0.002
4	9	0.200	0.204	2.00	0.004
5	20	0.080	0.077	3.75	-0.003
6	31	0.150	0.154	2.67	0.004
7	42	0.200	0.200	0.00	0.000
8	53	0.080	0.078	2.50	-0.002
9	64	0.150	0.149	0.67	-0.001
10	73	0.400	0.401	0.25	0.001
11	74	0.040	0.039	2.50	-0.001
12	75	0.200	0.201	0.50	0.001
13	76	negative	negative	-	-

Calibrator	Ethanol Area	N-propanol Area	Ratio
0.020	13.486	183.364	0.074
0.100	58.347	160.632	0.363
0.200	133.396	175.768	0.759
0.400	235.670	159.248	1.480



Scottsdale Police Department Crime Lab Volatiles Analysis

Dissemination is restricted to Criminal Justice Agencies and authorized Non-C.J. Agencies ONLY. Secondary dissemination to unauthorized agencies is PROHIBITED.
Scottsdale City Prosecutor

Sample:	0.020 Cerilliant FN08101401	Item number:	1
Injection date:	11/3/2016 5:17:22 PM	Vial:	1
Method:	ethanol quant.M	Sequence:	03Nov16
Instrument:	US14173023 CN14160045	Analyst:	Langan <i>ML</i>
Data file:	C:\Chem32\11\Data\03Nov16\1.D		

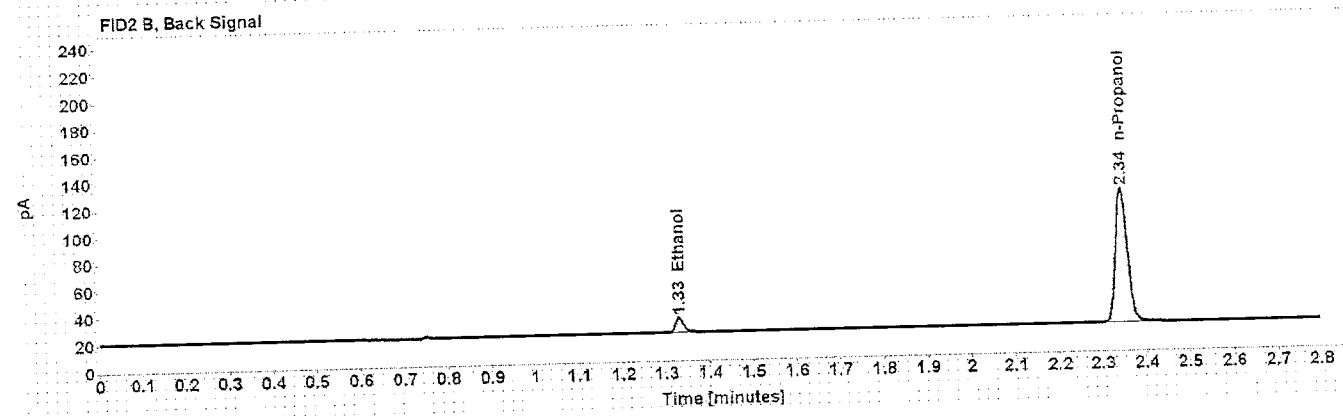
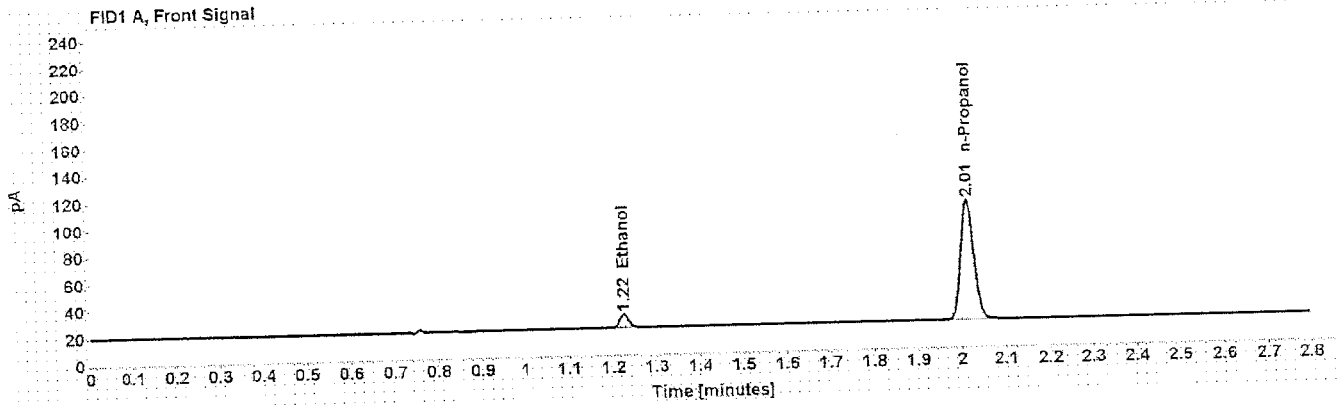


Table 1: FID 1 A (column DB-ALC1)

Compound	Time (min)	Peak Area
Ethanol	1.225	13.486
n-Propanol	2.014	183.364

Table 2: FID 2 B (column DB-ALC2)

Compound	Time (min)	Peak Area
Ethanol	1.329	13.540
n-Propanol	2.345	187.173

Scottsdale Police Department Crime Lab Volatiles Analysis

Sample: 0.100 Cerilliant FN06181501
Injection date: 11/3/2016 5:21:21 PM
Method: ethanol quant.M
Instrument: US14173023 CN14160045
Data file: C:\Chem321\Data\03Nov16\2.D

Item number:
Vial: 2
Sequence: 03Nov16
Analyst: Langan *ML*

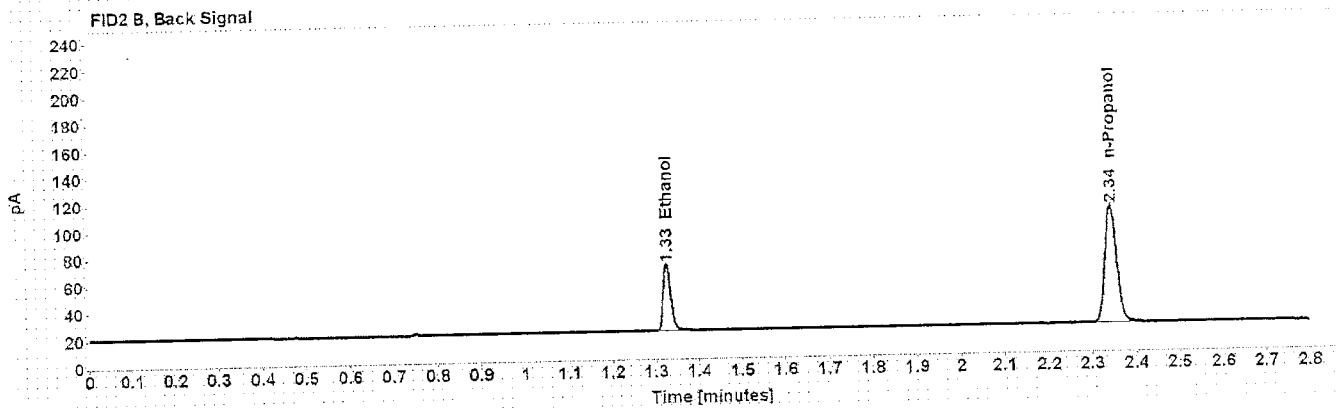
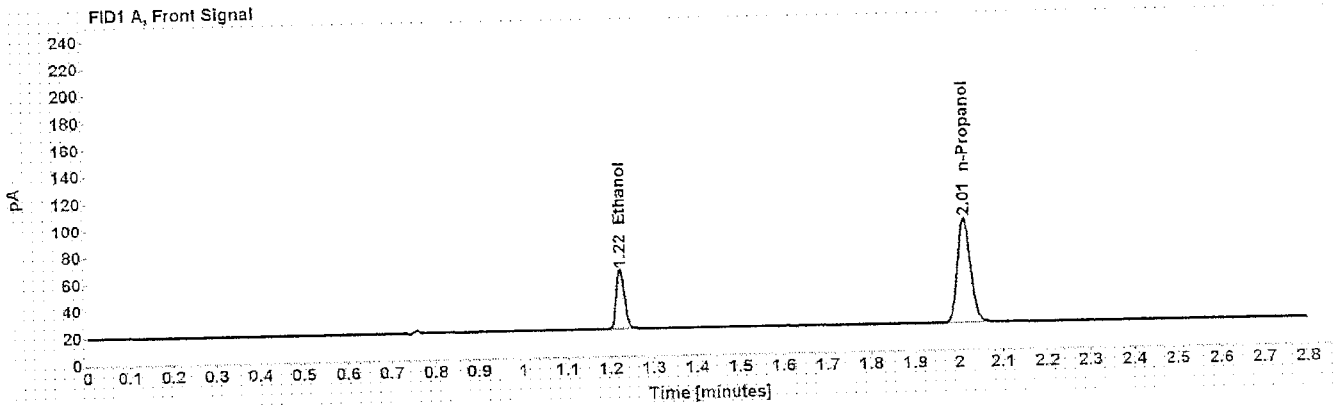


Table 1: FID 1 A (column DB-ALC1)

Compound	Time (min)	Peak Area
Ethanol	1.223	58.347
n-Propanol	2.013	160.632

Table 2: FID 2 B (column DB-ALC2)

Compound	Time (min)	Peak Area
Ethanol	1.326	59.474
n-Propanol	2.343	163.577

Scottsdale Police Department Crime Lab Volatiles Analysis

This information is restricted to Criminal Justice Agencies and authorized Non-C.J. Agencies ONLY. Secondary dissemination to unauthorized agencies is PROHIBITED. Scottsdale City Prosecutor

Sample:	0.200 Cerilliant FN07201502	Item number:	
Injection date:	11/3/2016 5:25:21 PM	Vial:	3
Method:	ethanol quant.M	Sequence:	03Nov16
Instrument:	US14173023-CN14160045	Analyst:	Langan <i>ML</i>
Data file:	C:\Chem32\11\Data\03Nov16\3.D		

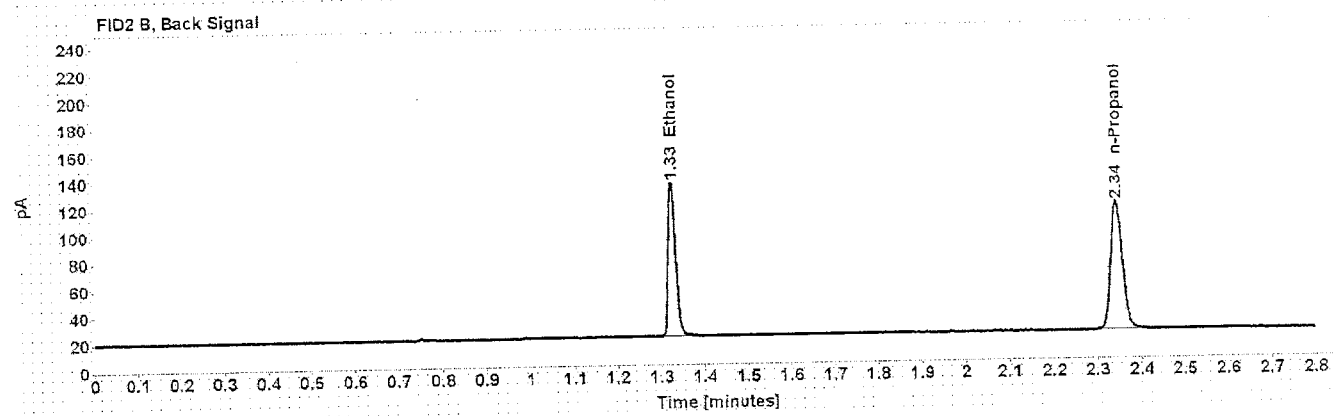
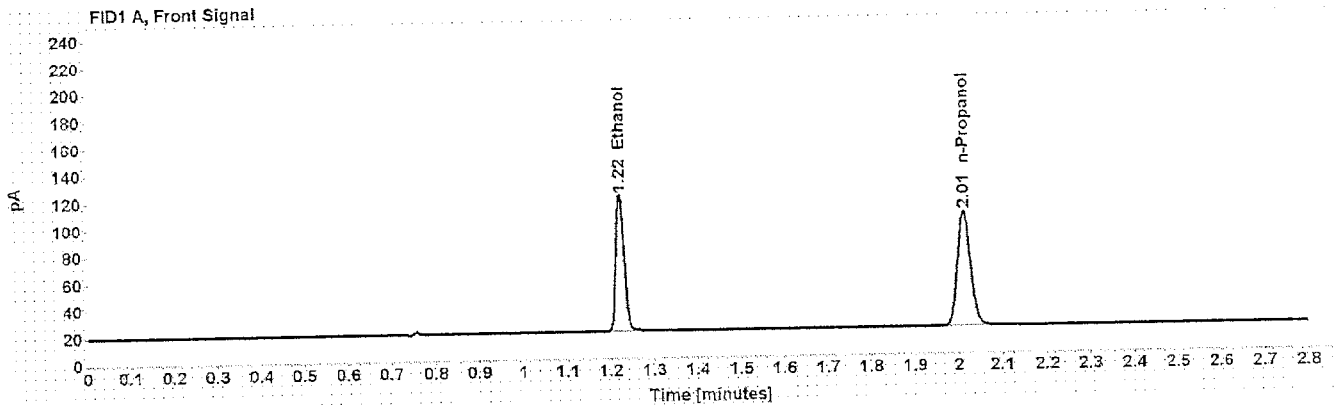


Table 1: FID 1 A (column DB-ALC1)

Compound	Time (min)	Peak Area
Ethanol	1.223	133.396
n-Propanol	2.013	175.768

Table 2: FID 2 B (column DB-ALC2)

Compound	Time (min)	Peak Area
Ethanol	1.326	136.913
n-Propanol	2.344	179.020

Scottsdale Police Department Crime Lab Volatiles Analysis

Sample: 0.400 Cerilliant FN11191402	Item number:
Injection date: 11/3/2016 5:29:21 PM	Vial: 4
Method: ethanol quant.M	Sequence: 03Nov16
Instrument: US14173023 CN14160045	Analyst: Langan <i>ML</i>
Data file: C:\Chem32\1\Data\03Nov16\4.D	

Dissemination is restricted to Criminal Justice Agencies and authorized Non-C.J. Agencies ONLY. Secondary dissemination to unauthorized agencies is PROHIBITED.
Scottsdale City Prosecutor

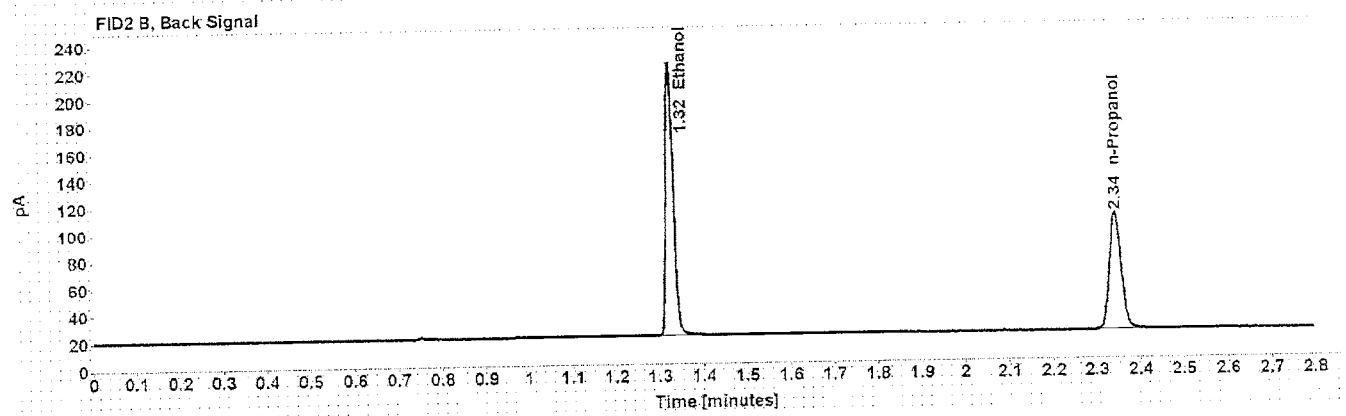
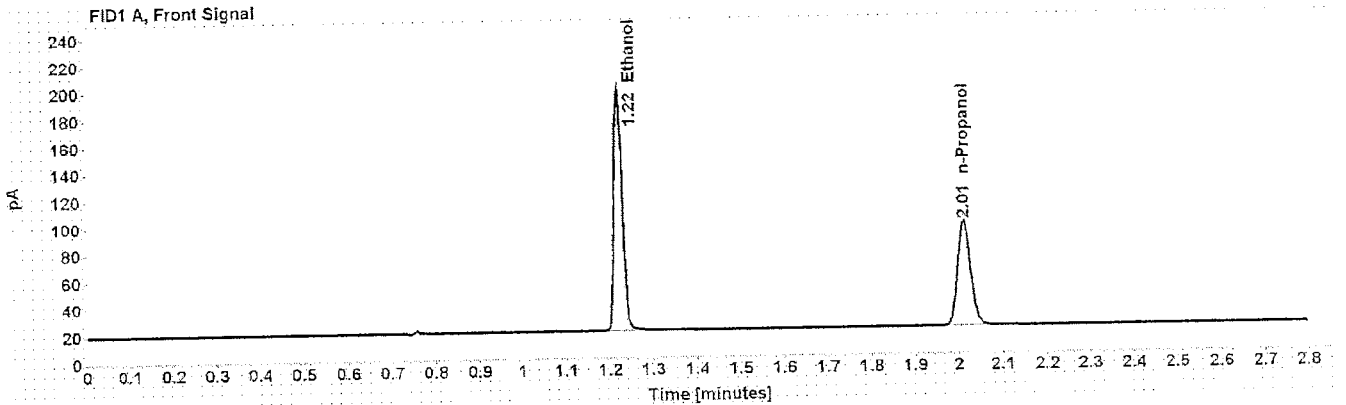


Table 1: FID 1 A (column DB-ALC1)

Compound	Time (min)	Peak Area
Ethanol	1.222	235.670
n-Propanol	2.013	159.248

Table 2: FID 2 B (column DB-ALC2)

Compound	Time (min)	Peak Area
Ethanol	1.324	242.936
n-Propanol	2.343	162.293

Scottsdale Police Department Crime Lab Volatiles Analysis

Sample: blank 090816	Item number:
Injection date: 11/3/2016 5:33:21 PM	Vial: 5
Method: ethanol quant.M	Sequence: 03Nov16
Instrument: US14173023 CN14160045	Analyst: Langan <i>ML</i>
Data file: C:\Chem321\1Data\03Nov16\5.D	

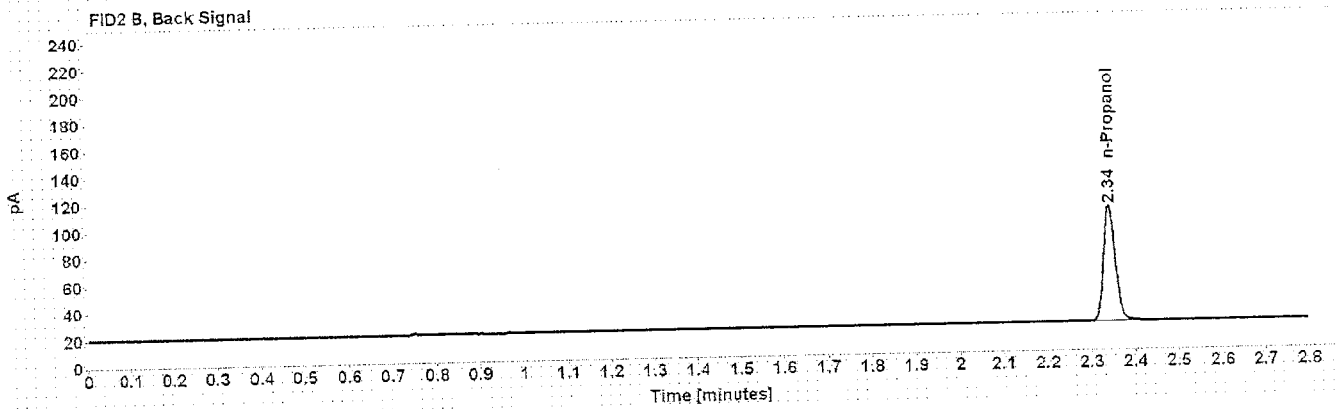
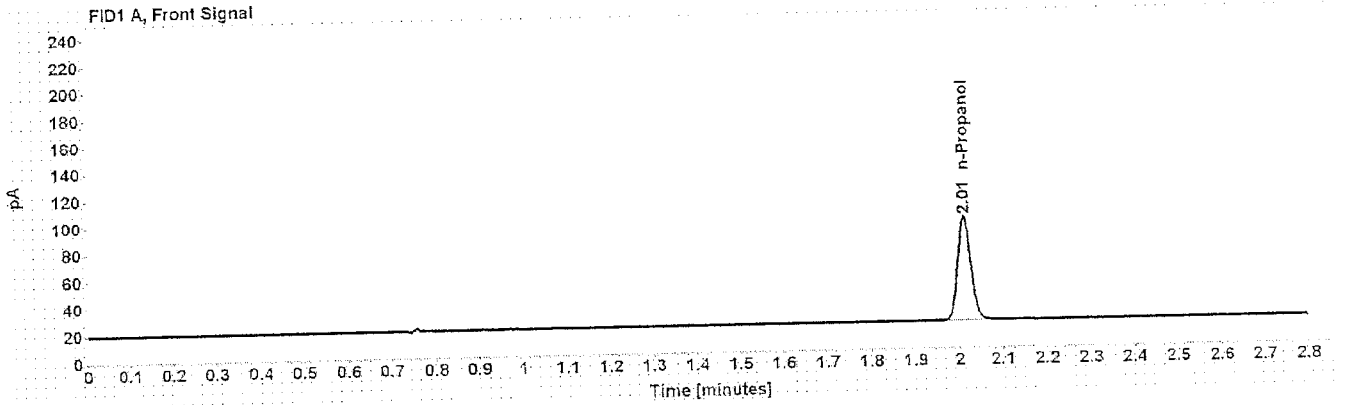


Table 1: FID 1 A (column DB-ALC1)

Compound	Amount (g/100mL)	Time (min)	Peak Area
n-Propanol	-----	2.012	158.310

Table 2: FID 2 B (column DB-ALC2)

Compound	Time (min)	Peak Area
n-Propanol	2.343	161.305

Scottsdale Police Department Crime Lab Volatiles Analysis

Sample: volatiles mix 030916 ASL	Item number:
Injection date: 11/3/2016 5:37:21 PM	Vial: 6
Method: ethanol quant.M	Sequence: 03Nov16
Instrument: US14173023 CN14160045	Analyst: Langan <i>AL</i>
Data file: C:\Chem321\Data\03Nov16\6.D	

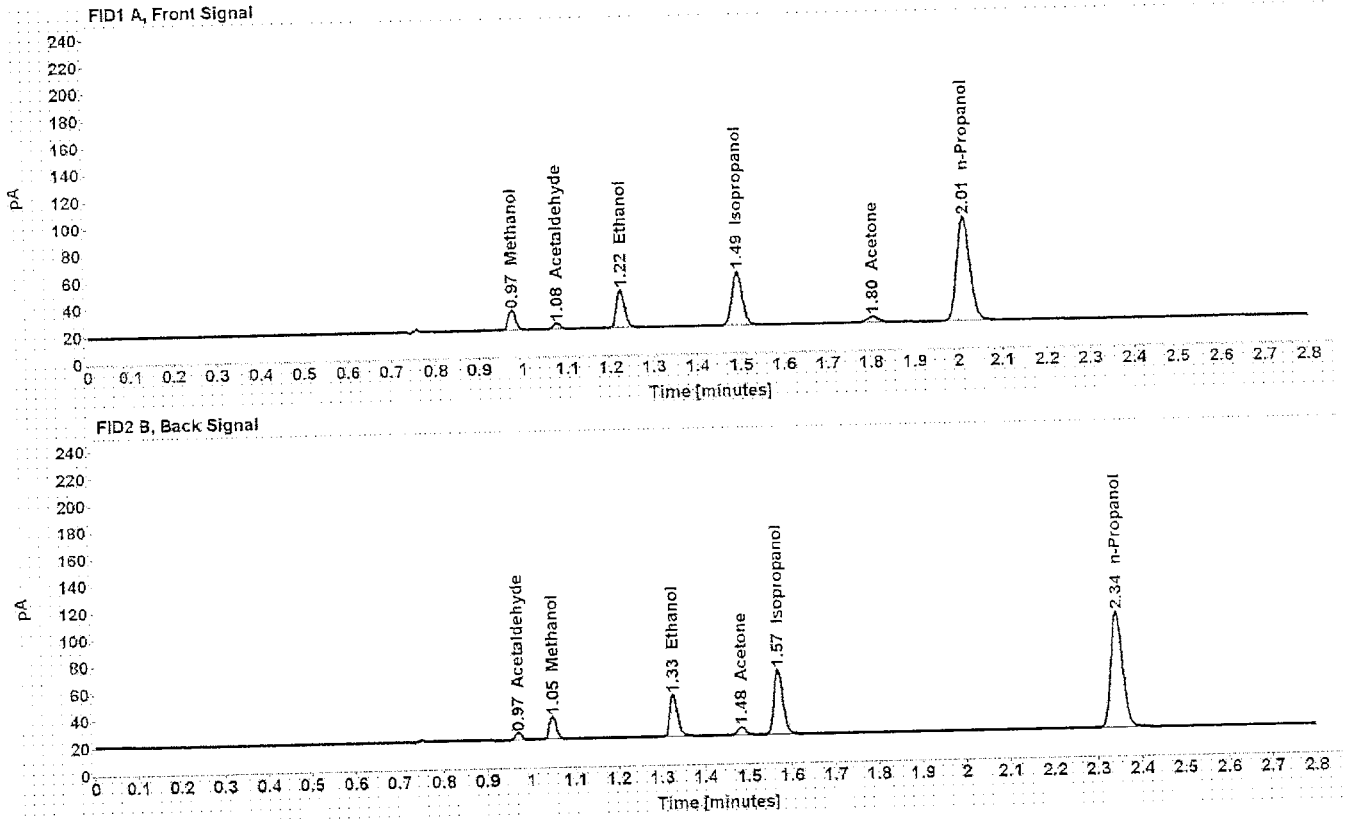


Table 1: FID 1 A (column DB-ALC1)

Compound	Amount (g/100mL)	Time (min)	Peak Area
Methanol	-----	0.975	17.447
Acetaldehyde	-----	1.076	4.679
>Ethanol	0.0625	1.223	36.921
Isopropanol	-----	1.492	66.945
Acetone	-----	1.804	7.758
n-Propanol	-----	2.013	158.674

Table 2: FID 2 B (column DB-ALC2)

Compound	Time (min)	Peak Area
Acetaldehyde	0.971	5.061
Methanol	1.049	17.870
Ethanol	1.326	37.583
Acetone	1.483	7.709
Isopropanol	1.569	68.810
n-Propanol	2.343	161.507

Scottsdale Police Department Crime Lab Volatiles Analysis

Dissemination is restricted to Criminal Justice Agencies and authorized Non-C.J. Agencies ONLY. Secondary dissemination to unauthorized agencies is PROHIBITED.
Scottsdale City Prosecutor

Sample: 0.400 Lipomed 05012012-C
Injection date: 11/3/2016 5:41:36 PM
Method: ethanol quant.M
Instrument: US14173023 CN14160045
Data file: C:\Chem32\1\Data\03Nov16\7.D

Item number:
Vial: 7
Sequence: 03Nov16
Analyst: Langan *AL*

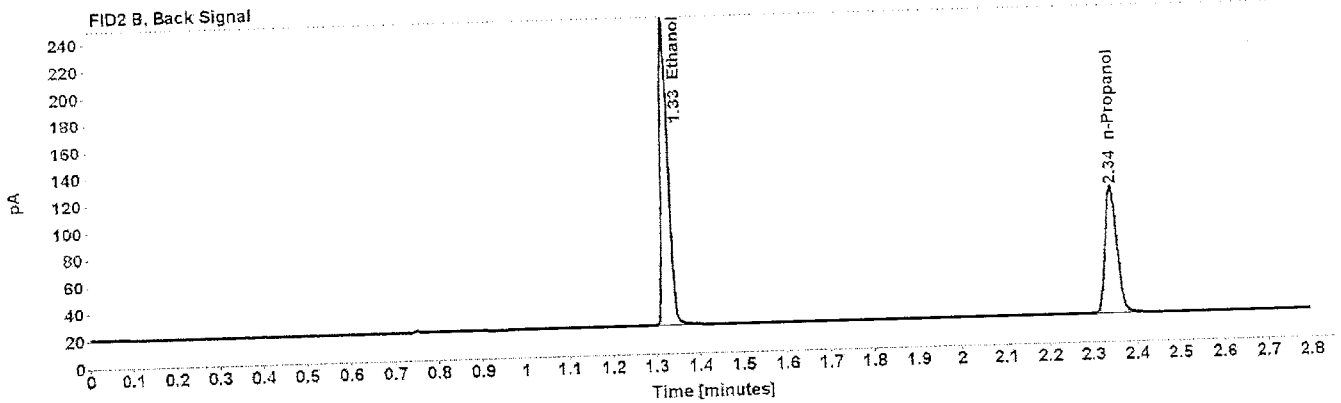
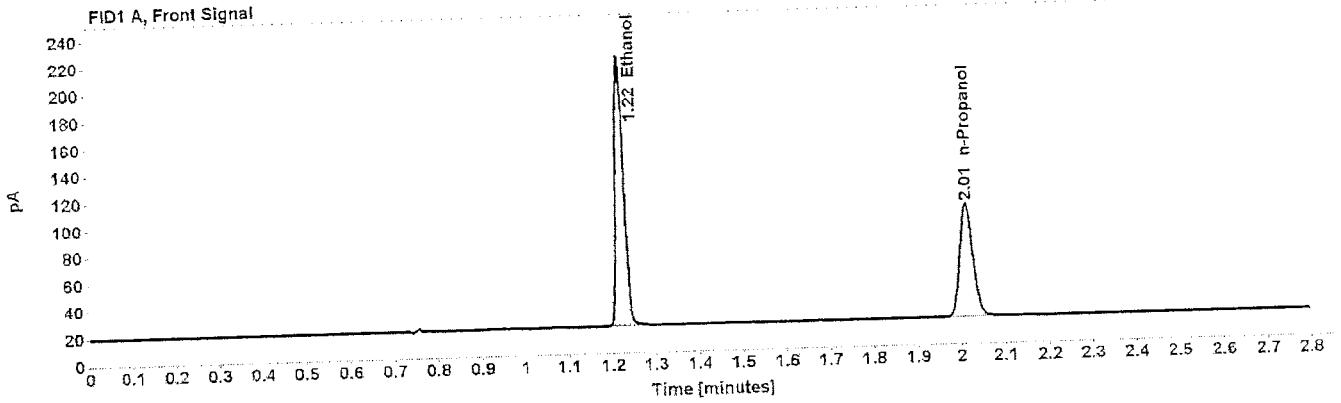


Table 1: FID 1 A (column DB-ALC1)

Compound	Amount (g/100mL)	Time (min)	Peak Area
>Ethanol	0.4094	1.222	263.369
n-Propanol	-----	2.013	173.224

Table 2: FID 2 B (column DB-ALC2)

Compound	Time (min)	Peak Area
Ethanol	1.325	271.433
n-Propanol	2.344	176.690

Scottsdale Police Department Crime Lab Volatiles Analysis

Sample: 0.040 Lipomed 30112011-B
Injection date: 11/3/2016 5:45:36 PM
Method: ethanol_quant.M
Instrument: US14173023 CN14160045
Data file: C:\Chem32\1\Data\03Nov16\8.D

Item number:
Vial: 8
Sequence: 03Nov16
Analyst: Langan *ML*

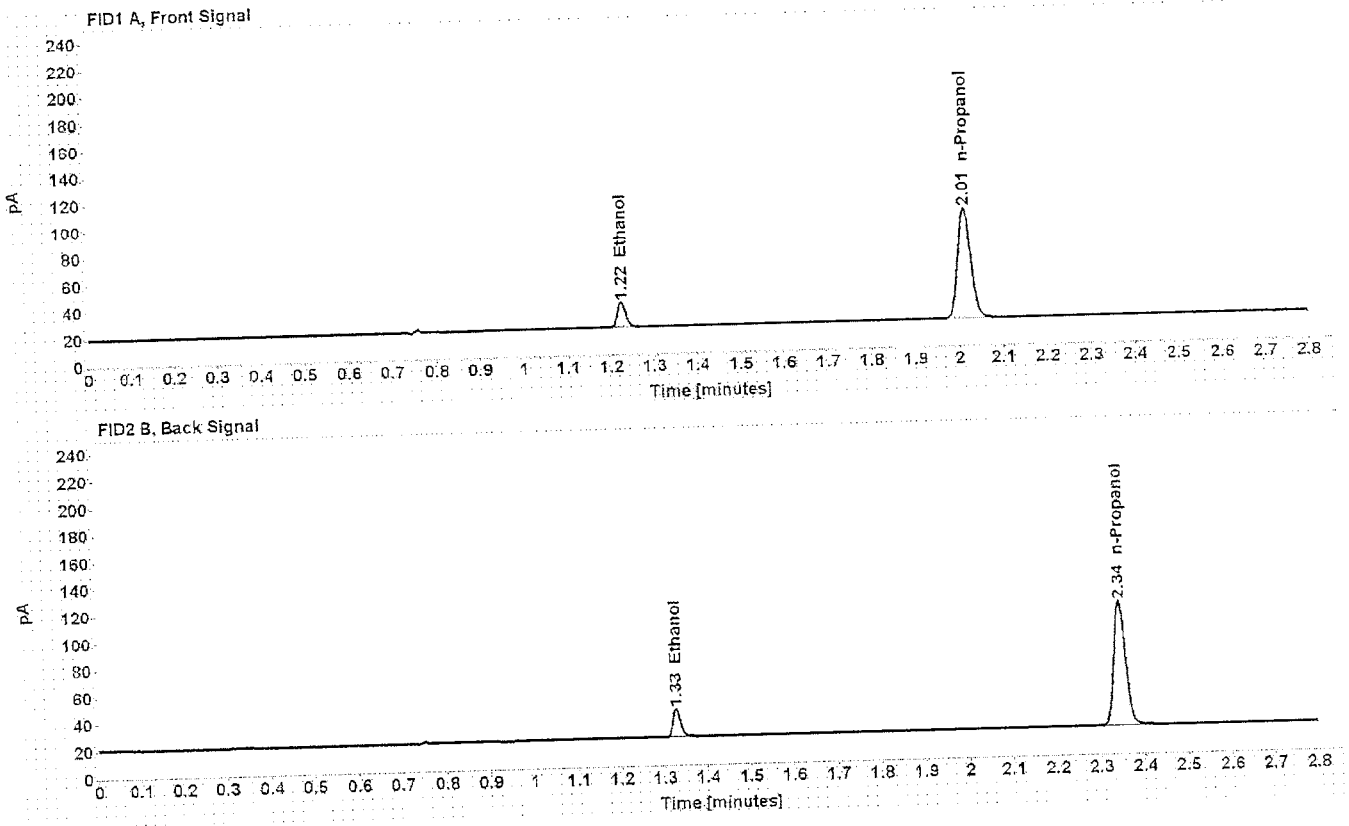


Table 1: FID 1 A (column DB-ALC1)

Compound	Amount (g/100mL)	Time (min)	Peak Area
>Ethanol	0.0388	1.224	24.554
n-Propanol	-----	2.014	169.457

Table 2: FID 2 B (column DB-ALC2)

Compound	Time (min)	Peak Area
Ethanol	1.328	24.919
n-Propanol	2.344	172.918

Scottsdale Police Department Crime Lab Volatiles Analysis

Sample: 0.20 ACQ 402101060/6
Injection date: 11/3/2016 5:49:36 PM
Method: ethanol quant.M
Instrument: US14173023 CN14160045
Data file: C:\Chem32\1\Data\03Nov16\9.D

Item number:
Vial: 9
Sequence: 03Nov16
Analyst: Langan *ML*

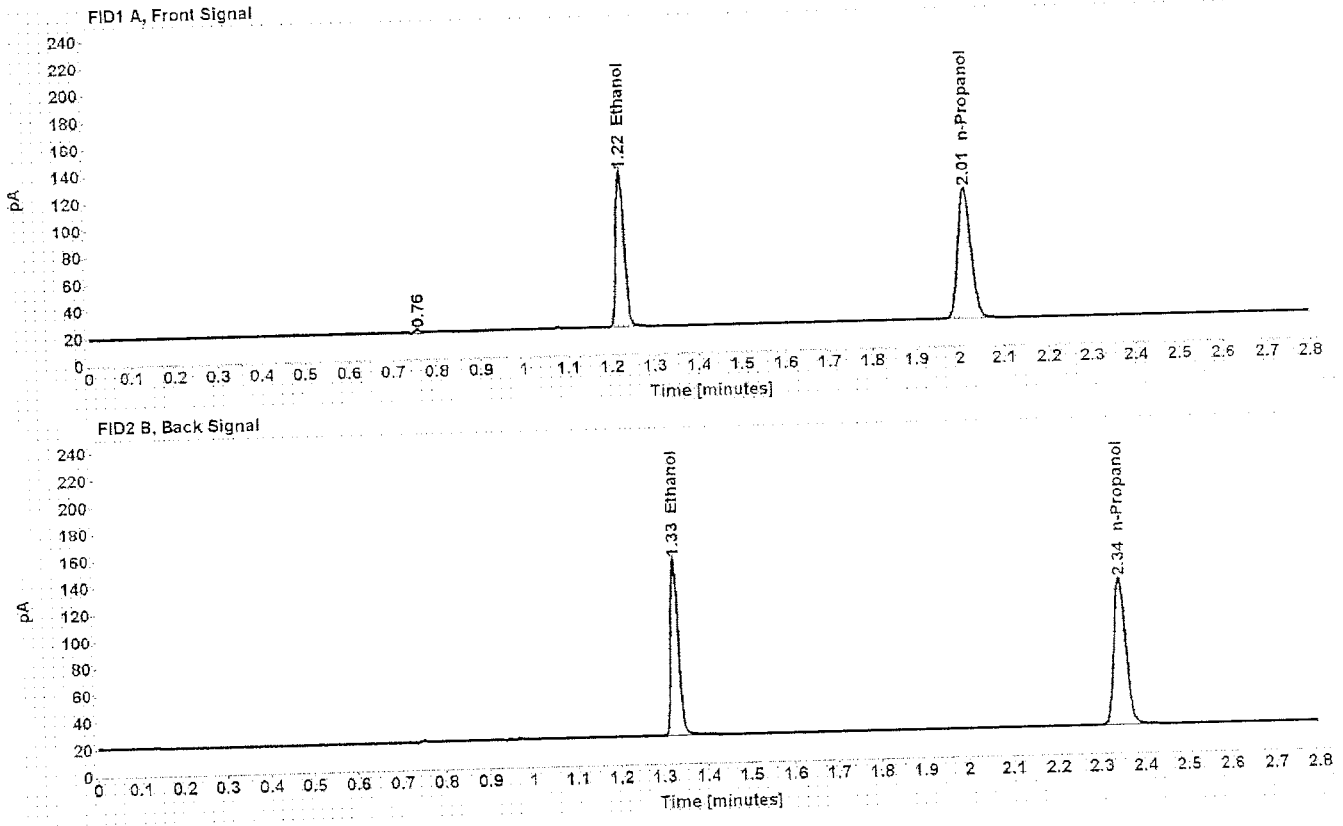


Table 1: FID 1 A (column DB-ALC1)

Compound	Amount (g/100mL)	Time (min)	Peak Area
>Ethanol	0.2046	1.223	151.956
n-Propanol	-----	2.014	199.876

Table 2: FID 2 B (column DB-ALC2)

Compound	Time (min)	Peak Area
Ethanol	1.326	156.648
n-Propanol	2.345	204.717

Scottsdale Police Department Crime Lab Volatiles Analysis

Sample: 0.080 Lipomed 14112011-A	Item number: 20
Injection date: 11/3/2016 6:34:06 PM	Vial: 20
Method: ethanol quant.M	Sequence: 03Nov16
Instrument: US14173023 CN14160045	Analyst: Langan <i>ML</i>
Data file: C:\Chem32\1\Data\03Nov16\20.D	

Dissemination is restricted to Criminal Justice Agencies and authorized Non-C.J. Agencies ONLY. Secondary dissemination to unauthorized persons is PROHIBITED.
Scottsdale City Prosecutor

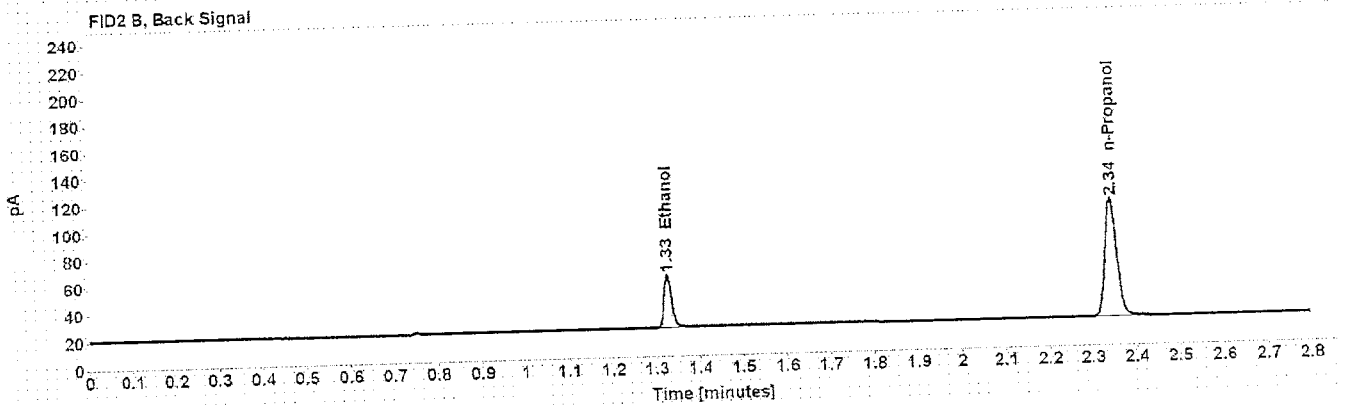
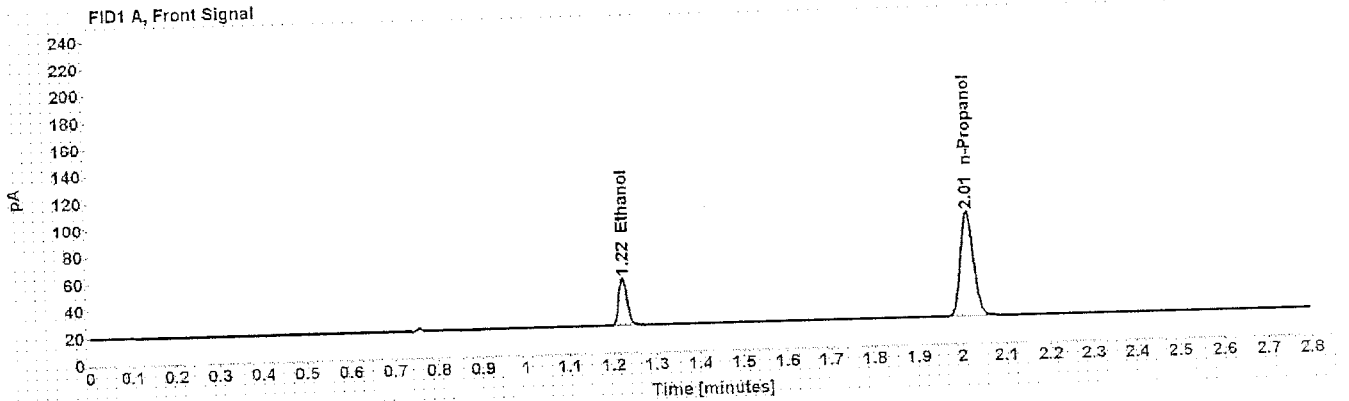


Table 1: FID 1 A (column DB-ALC1)

Compound	Amount (g/100mL)	Time (min)	Peak Area
>Ethanol	0.0775	1.223	46.256
n-Propanol	-----	2.013	160.297

Table 2: FID 2 B (column DB-ALC2)

Compound	Time (min)	Peak Area
Ethanol	1.326	47.567
n-Propanol	2.343	164.769

Scottsdale Police Department Crime Lab Volatiles Analysis

Sample: 0.150 Lipomed 11012012-C
 Injection date: 11/3/2016 7:18:36 PM
 Method: ethanol quant.M
 Instrument: US14173023 CN14160045
 Data file: C:\Chem321\Data\03Nov16\31.D

Item number:
 Vial: 31
 Sequence: 03Nov16
 Analyst: Langan *AL*

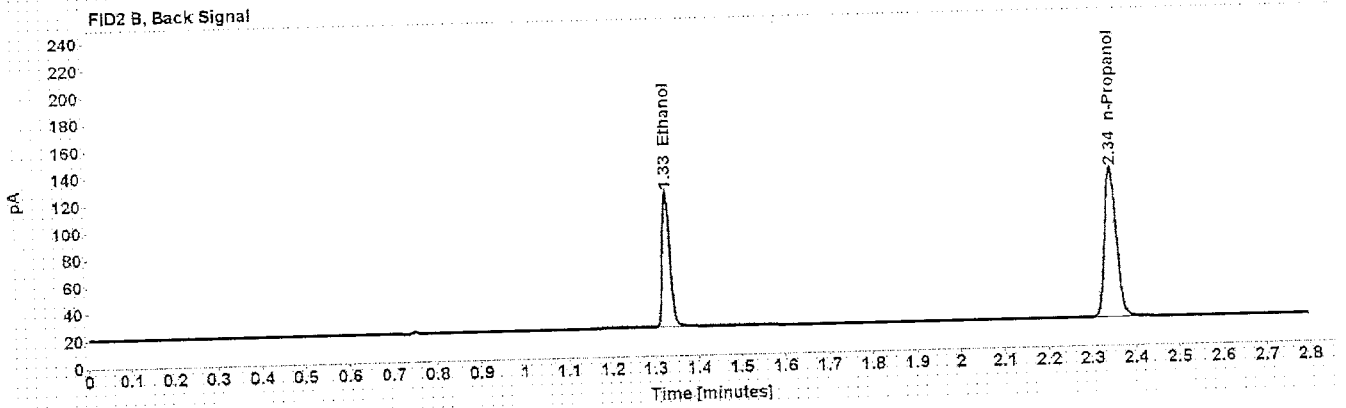
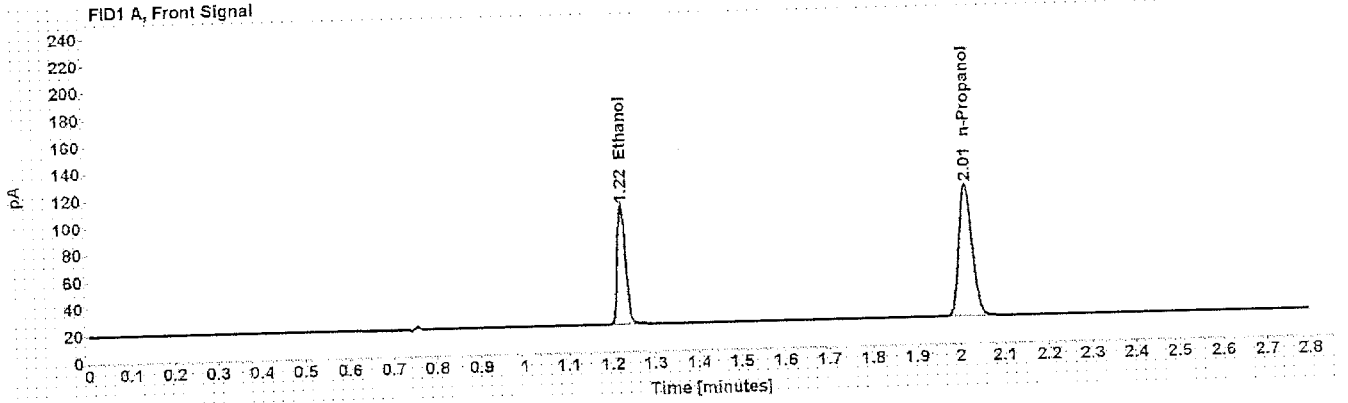


Table 1: FID 1 A (column DB-ALC1)

Compound	Amount (g/100mL)	Time (min)	Peak Area
>Ethanol	0.1541	1.223	115.941
n-Propanol	-----	2.014	202.400

Table 2: FID 2 B (column DB-ALC2)

Compound	Time (min)	Peak Area
Ethanol	1.326	119.921
n-Propanol	2.345	208.251

Scottsdale Police Department Crime Lab Volatiles Analysis

Sample: 0.20 ACQ 402101060/6
Injection date: 11/3/2016 8:02:51 PM
Method: ethanol quant.M
Instrument: US14173023 CN14160045
Data file: C:\Chem321\1\Data\03Nov16\42.D

Item number:
Vial: 42
Sequence: 03Nov16
Analyst: Langan *ML*

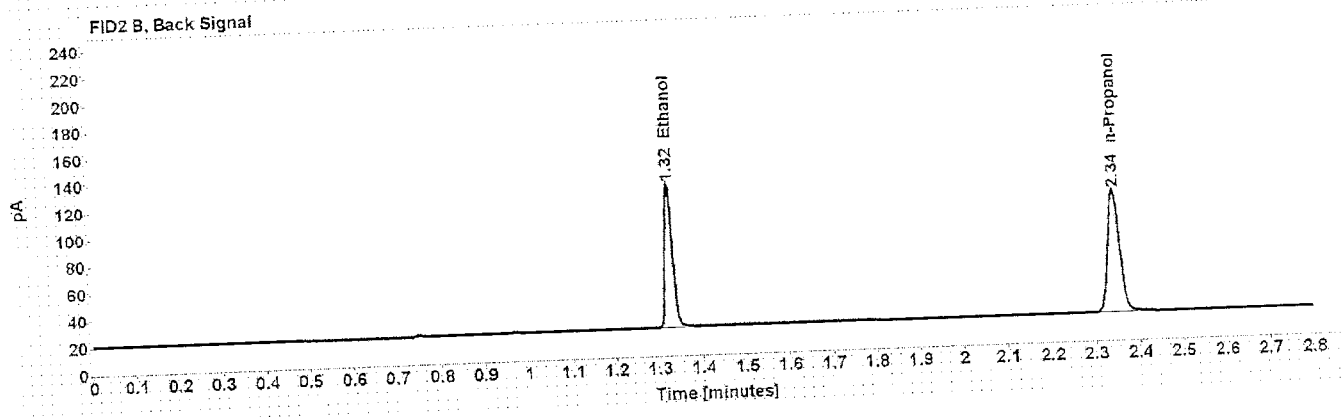
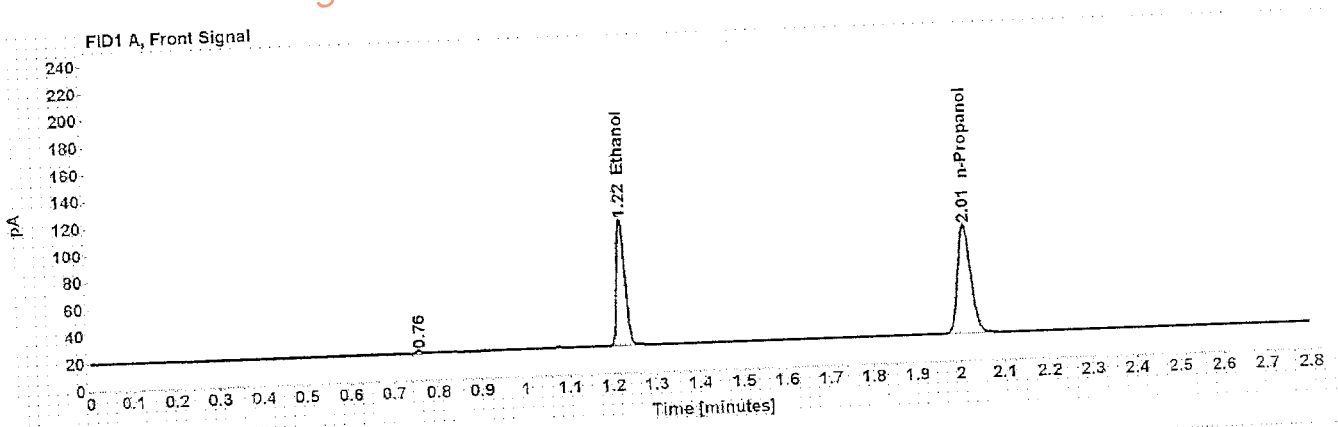


Table 1: FID 1 A (column DB-ALC1)

Compound	Amount (g/100mL)	Time (min)	Peak Area
>Ethanol	0.2003	1.222	123.705
n-Propanol	-----	2.013	166.203

Table 2: FID 2 B (column DB-ALC2)

Compound	Time (min)	Peak Area
Ethanol	1.325	128.244
n-Propanol	2.343	170.989

Scottsdale Police Department Crime Lab Volatiles Analysis

Sample: 0.080 Lipomed 14112011-A
Injection date: 11/3/2016 8:47:21 PM
Method: ethanol quant.M
Instrument: US14173023 CN14160045
Data file: C:\Chem32\1\Data\03Nov16\53.D

Item number:
Vial: 53
Sequence: 03Nov16
Analyst: Langan *ML*

Dissemination is restricted to Criminal Justice Agencies and authorized Non-C.J. Agencies ONLY. Secondary dissemination to unauthorized agencies is PROHIBITED.
 Scottsdale City Prosecutor

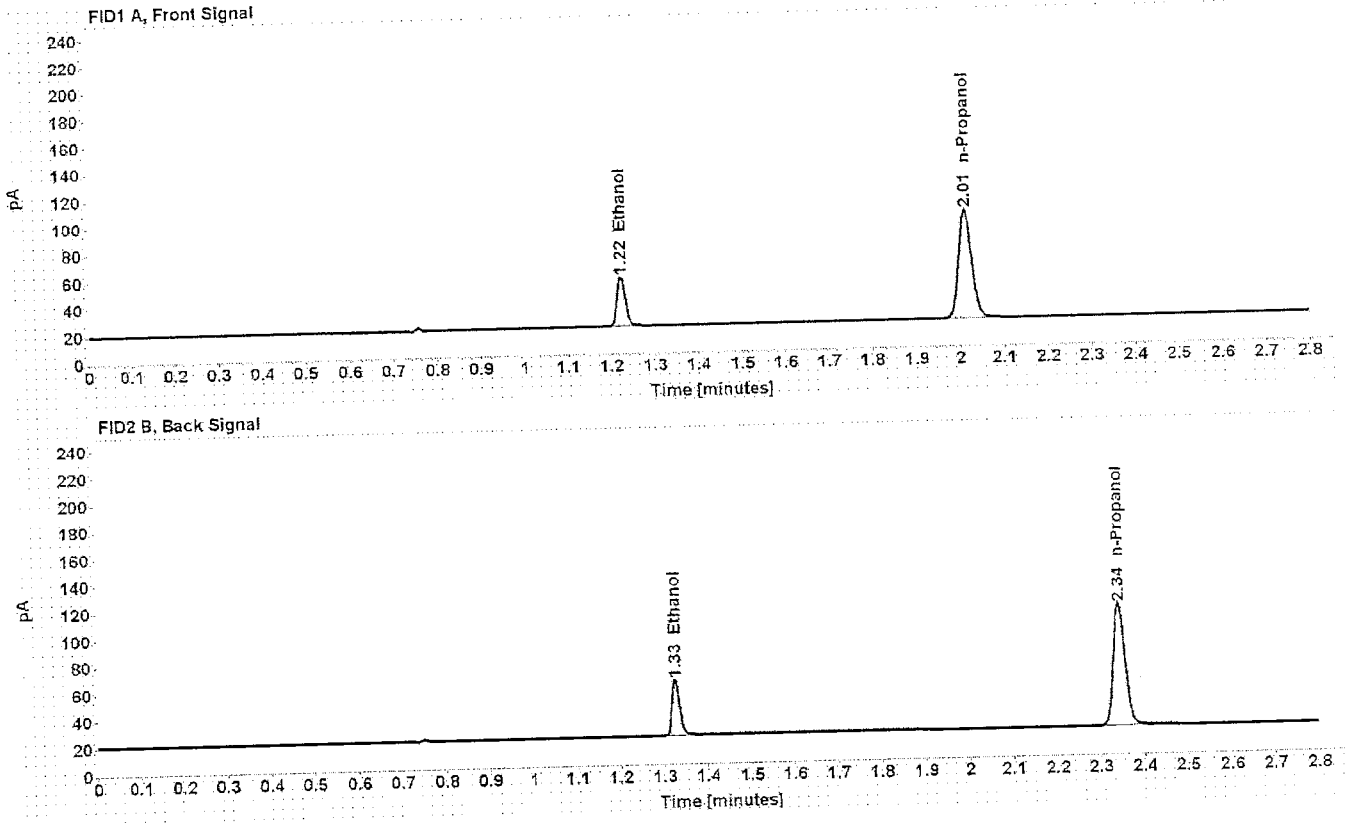


Table 1: FID 1 A (column DB-ALC1)

Compound	Amount (g/100mL)	Time (min)	Peak Area
>Ethanol	0.0784	1.223	48.226
n-Propanol	-----	2.013	165.382

Table 2: FID 2 B (column DB-ALC2)

Compound	Time (min)	Peak Area
Ethanol	1.326	49.793
n-Propanol	2.344	170.127

Scottsdale Police Department Crime Lab Volatiles Analysis

Sample: 0.150 Lipomed 11012012-C
Injection date: 11/3/2016 9:31:52 PM
Method: ethanol.quant.M
Instrument: US14173023 CN14160045
Data file: C:\Chem32\1\Data\03Nov16\64.D

Item number:
Vial: 64
Sequence: 03Nov16
Analyst: Langan *AL*

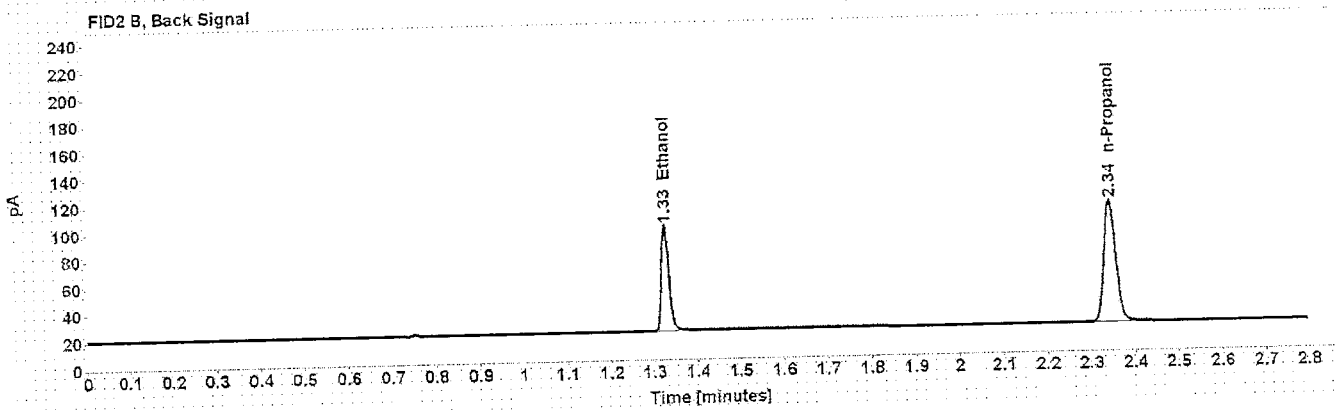
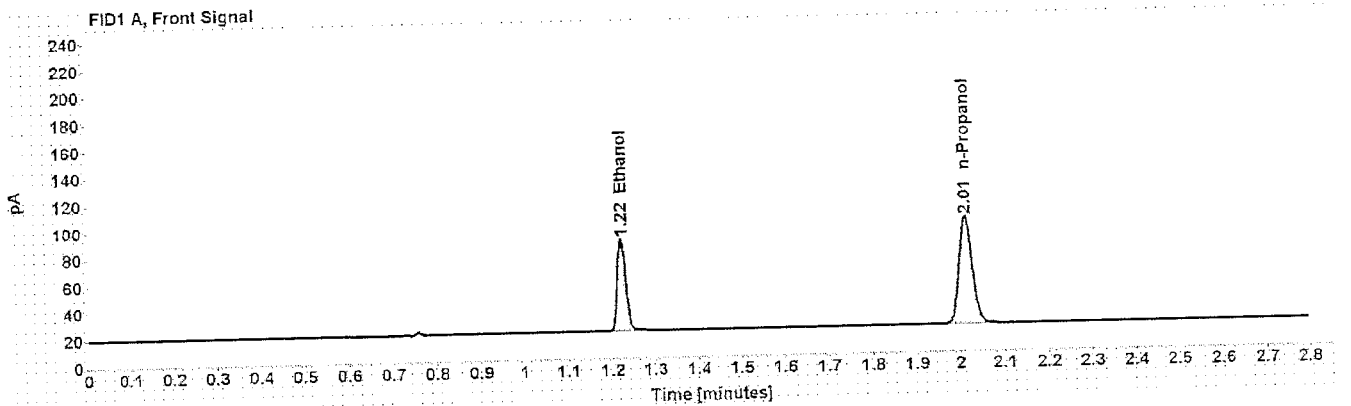


Table 1: FID 1 A (column DB-ALC1)

Compound	Amount (g/100mL)	Time (min)	Peak Area
>Ethanol	0.1490	1.222	91.246
n-Propanol	-----	2.013	164.738

Table 2: FID 2 B (column DB-ALC2)

Compound	Time (min)	Peak Area
Ethanol	1.325	94.224
n-Propanol	2.343	169.614

Scottsdale Police Department Crime Lab Volatiles Analysis

Sample: 0.40 Lipomed 05012012-G
Injection date: 11/3/2016 10:08:22 PM
Method: ethanol quant.M
Instrument: US14173023 CN14160045
Data file: C:\Chem32\1\Data\03Nov16\73.D

Item number:
Vial: 73
Sequence: 03Nov16
Analyst: Langan *AL*

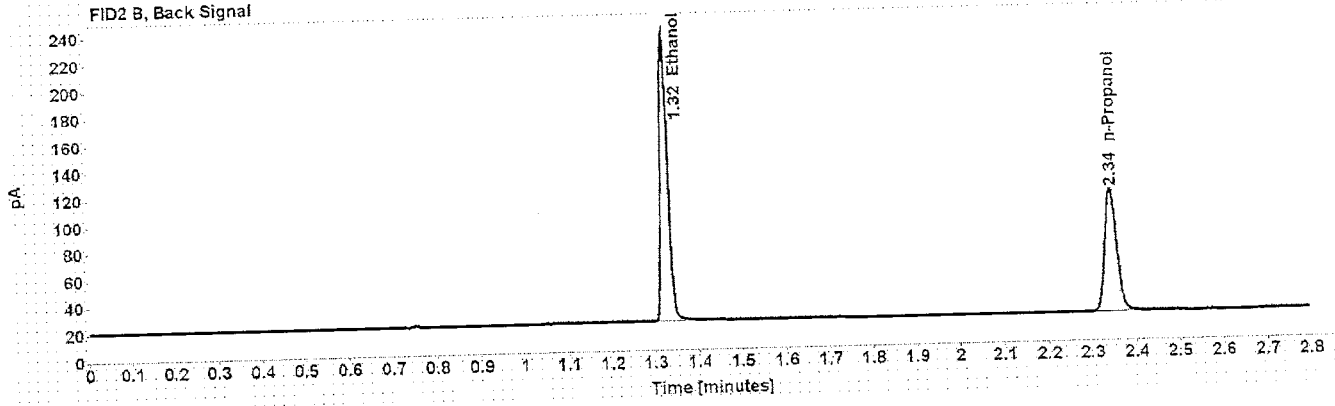
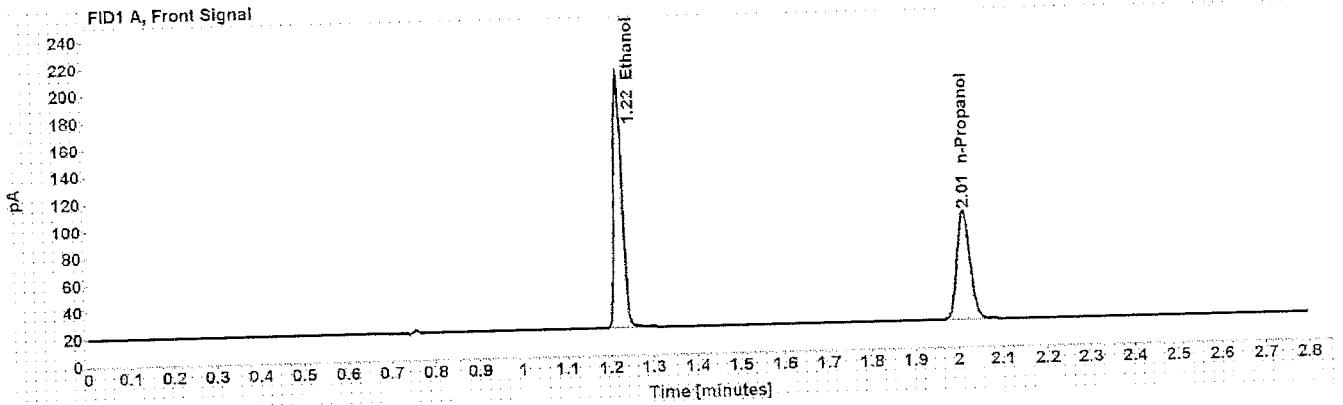


Table 1: FID 1 A (column DB-ALC1)

Compound	Amount (g/100mL)	Time (min)	Peak Area
>Ethanol	0.4011	1.222	248.110
n-Propanol	-----	2.013	166.564

Table 2: FID 2 B (column DB-ALC2)

Compound	Time (min)	Peak Area
Ethanol	1.325	257.847
n-Propanol	2.343	171.637

Scottsdale Police Department Crime Lab Volatiles Analysis

Sample: 0.04 Lipomed 30112011-B
Injection date: 11/3/2016 10:12:21 PM
Method: ethanol quant.M
Instrument: US14173023 CN14160045
Data file: C:\Chem32\1\Data\03Nov16\74.D

Item number:
Vial: 74
Sequence: 03Nov16
Analyst: Langan *ML*

Dissemination is restricted to Criminal Justice Agencies and authorized Non-C.J. Agencies ONLY. Secondary dissemination to unauthorized agencies is PROHIBITED.
 Scottsdale City Prosecutor

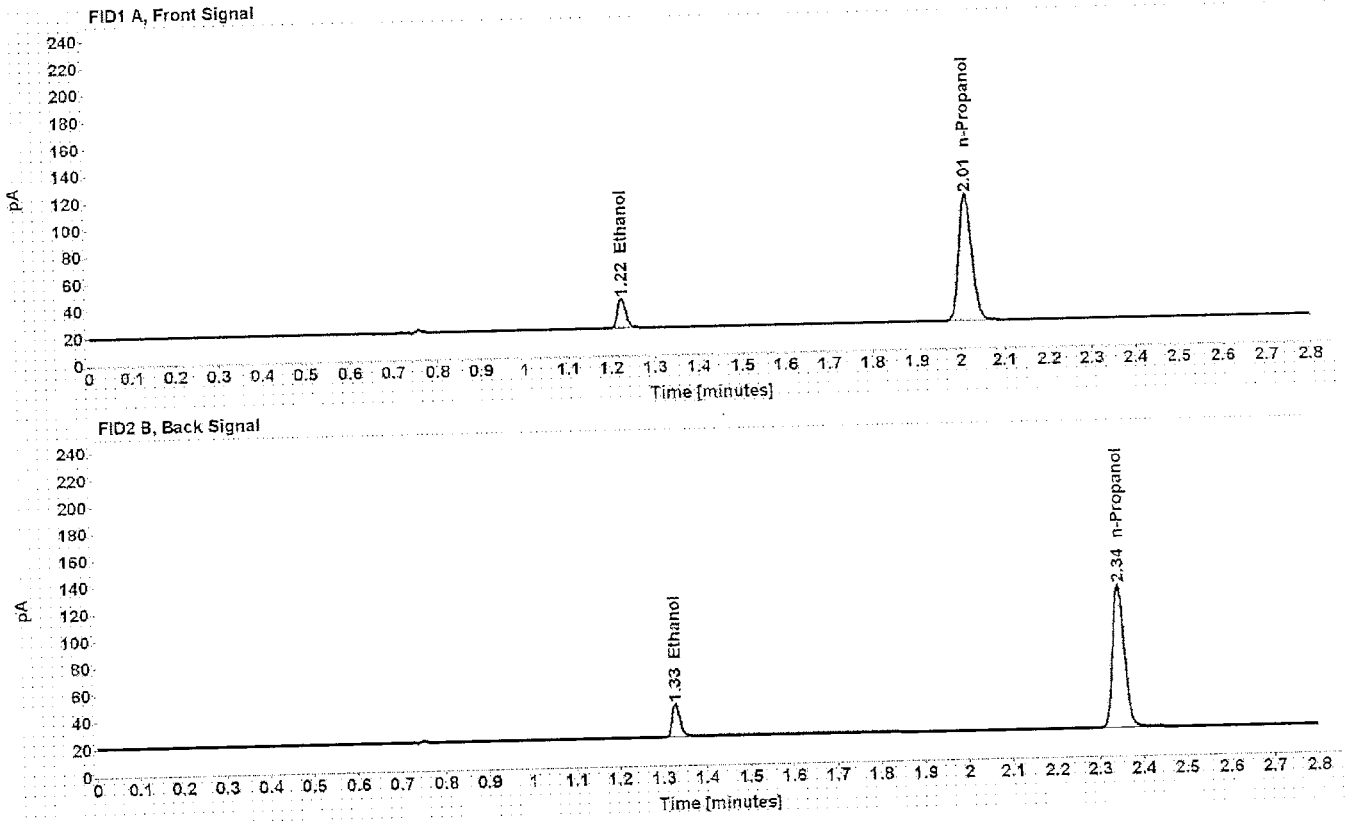


Table 1: FID 1 A (column DB-ALC1)

Compound	Amount (g/100mL)	Time (min)	Peak Area
>Ethanol	0.0398	1.224	28.639
n-Propanol	-----	2.014	192.982

Table 2: FID 2 B (column DB-ALC2)

Compound	Time (min)	Peak Area
Ethanol	1.328	29.471
n-Propanol	2.344	199.001

Scottsdale Police Department Crime Lab Volatiles Analysis

Sample: 0.20 ACQ 402101060/6 Injection date: 11/3/2016 10:16:22 PM Method: ethanol.quant.M Instrument: US14173023 CN14160045 Data file: C:\Chem321\Data\03Nov16\75.D	Item number: Vial: 75 Sequence: 03Nov16 Analyst: Langan <i>AL</i>
---	--

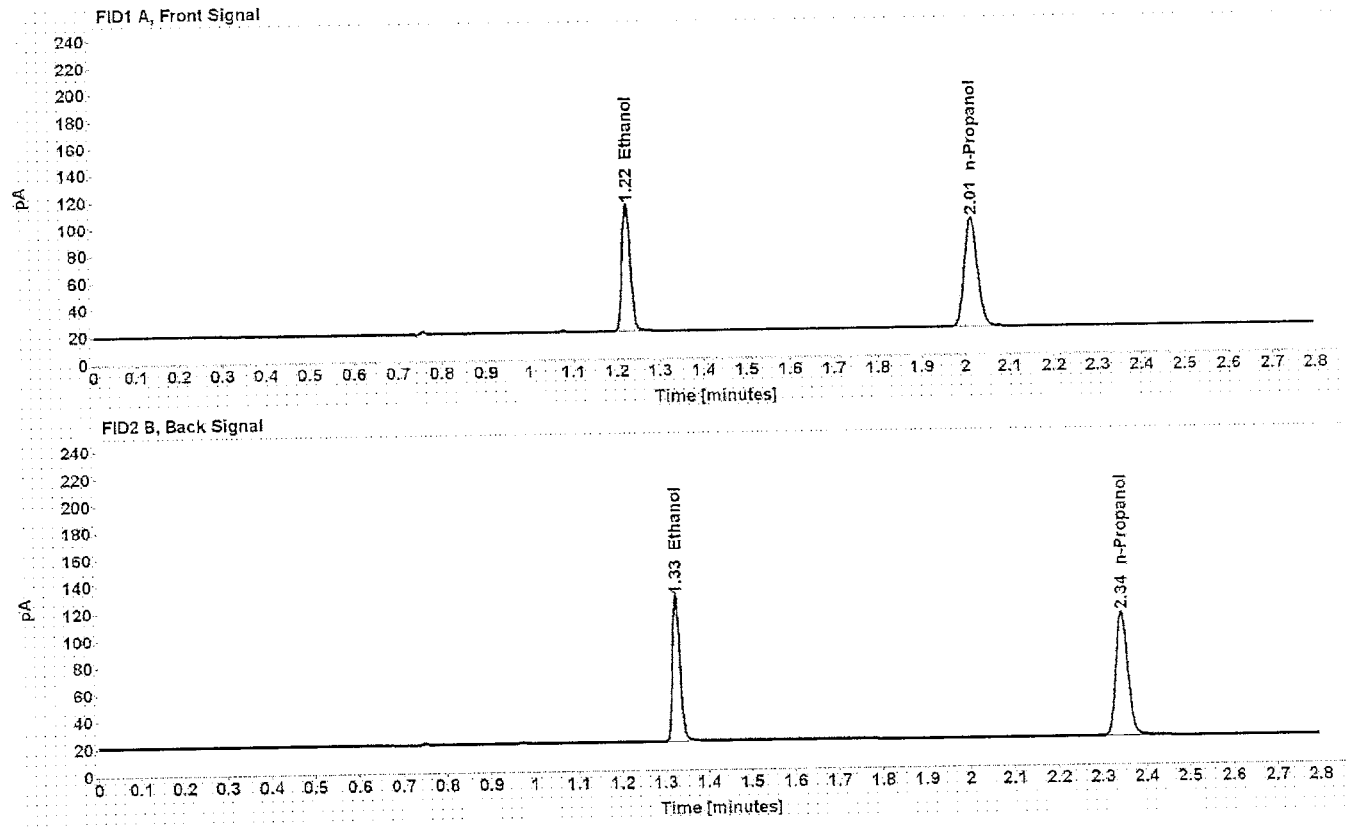


Table 1: FID 1 A (column DB-ALC1)

Compound	Amount (g/100mL)	Time (min)	Peak Area
>Ethanol	0.2011	1.222	125.176
n-Propanol	-----	2.013	167.535

Table 2: FID 2 B (column DB-ALC2)

Compound	Time (min)	Peak Area
Ethanol	1.325	129.394
n-Propanol	2.344	172.670

Scottsdale Police Department Crime Lab Volatiles Analysis

Discontinuation is restricted to Criminal
 Agencies ONLY. Secondary discontinuation
 to unauthorized agencies is PROHIBITED.
 Scottsdale City Prosecutor

Sample:	blank 090816	Item number:	
Injection date:	11/3/2016 10:20:22 PM	Vial:	76
Method:	ethanol quant.M	Sequence:	03Nov16
Instrument:	US14173023 CN14160045	Analyst:	Langan <i>HL</i>
Data file:	C:\Chem32\11\Data\03Nov16\76.D		

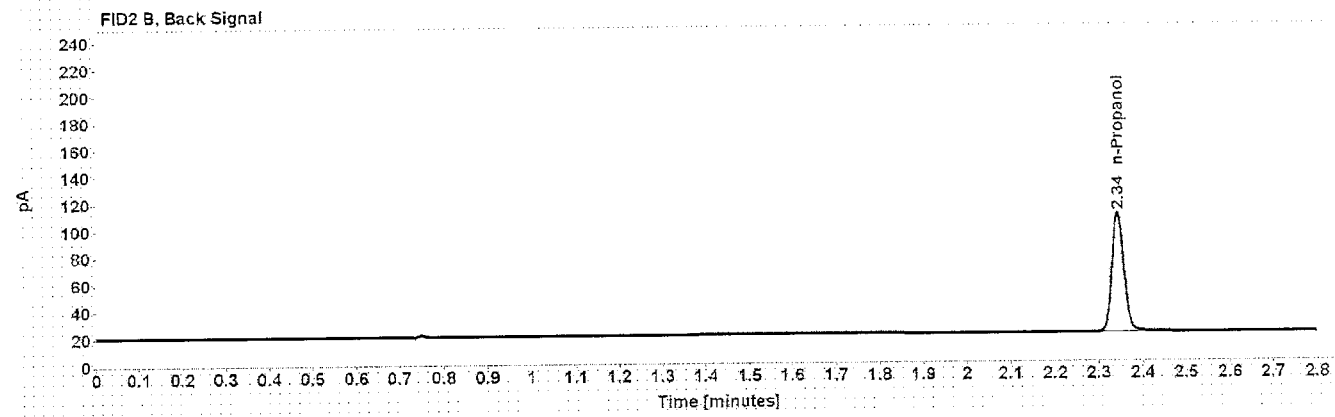
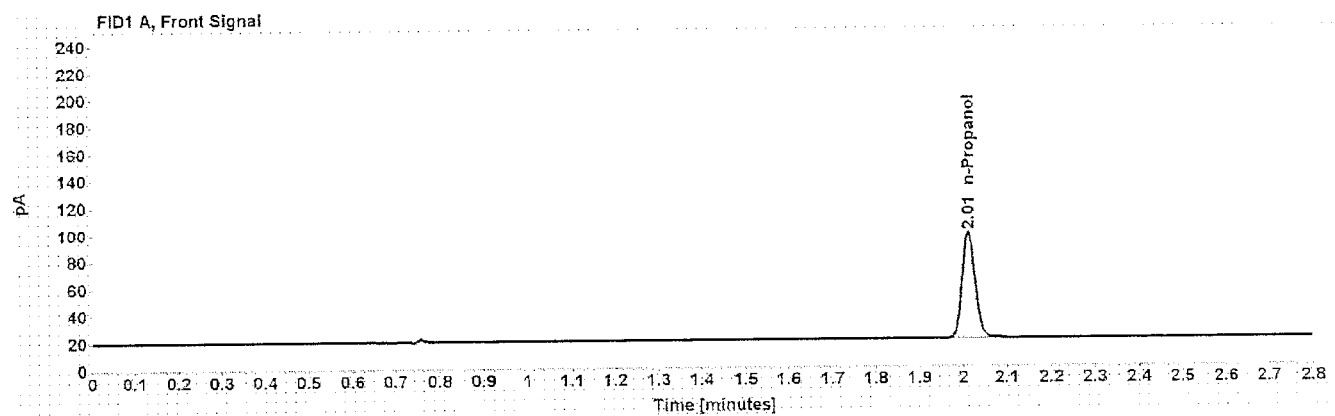


Table 1: FID 1 A (column DB-ALC1)

Compound	Amount (g/100mL)	Time (min)	Peak Area
n-Propanol	-----	2.013	161.888

Table 2: FID 2 B (column DB-ALC2)

Compound	Time (min)	Peak Area
n-Propanol	2.343	166.744

Sequence Summary

Sequence name: 03Nov16 Instrument: US14173023 CN14160045 Analyst: Langan *AL*

Vial	Sample	Type	Item Number	Method
1	0.020 Cerilliant FN08101401	Calibration		ethanol quant.M
2	0.100 Cerilliant FN06181501	Calibration		ethanol quant.M
3	0.200 Cerilliant FN07201502	Calibration		ethanol quant.M
4	0.400 Cerilliant FN11191402	Calibration		ethanol quant.M
5	blank 090816	Control		ethanol quant.M
6	volatiles mix 030916 ASL	Control		ethanol quant.M
7	0.400 Lipomed 05012012-C	Control		ethanol quant.M
8	0.040 Lipomed 30112011-B	Control		ethanol quant.M
9	0.20 ACQ 402101060/6	Control		ethanol quant.M
10	[REDACTED]	Sample	1057561	ethanol quant.M
11	[REDACTED]	Sample	1057561	ethanol quant.M
12	[REDACTED]	Sample	1097483	ethanol quant.M
13	[REDACTED]	Sample	1097483	ethanol quant.M
14	[REDACTED]	Sample	1109232	ethanol quant.M
15	[REDACTED]	Sample	1109232	ethanol quant.M
16	[REDACTED]	Sample	1101710	ethanol quant.M
17	[REDACTED]	Sample	1101710	ethanol quant.M
18	[REDACTED]	Sample	1115890	ethanol quant.M
19	[REDACTED]	Sample	1115890	ethanol quant.M
20	0.080 Lipomed 14112011-A	Control		ethanol quant.M
21	[REDACTED]	Sample	1118480	ethanol quant.M
22	[REDACTED]	Sample	1118480	ethanol quant.M
23	[REDACTED]	Sample	1116749	ethanol quant.M
24	[REDACTED]	Sample	1116749	ethanol quant.M
25	[REDACTED]	Sample	1120415	ethanol quant.M
26	[REDACTED]	Sample	1120415	ethanol quant.M
27	[REDACTED]	Sample	1121198	ethanol quant.M
28	[REDACTED]	Sample	1121198	ethanol quant.M
29	[REDACTED]	Sample	1120034	ethanol quant.M
30	[REDACTED]	Sample	1120034	ethanol quant.M
31	0.150 Lipomed 11012012-C	Control		ethanol quant.M
32	[REDACTED]	Sample	1085851	ethanol quant.M
33	[REDACTED]	Sample	1085851	ethanol quant.M
34	[REDACTED]	Sample	1095572	ethanol quant.M
35	[REDACTED]	Sample	1095572	ethanol quant.M
36	[REDACTED]	Sample	1120523	ethanol quant.M
37	[REDACTED]	Sample	1120523	ethanol quant.M
38	[REDACTED]	Sample	1121224	ethanol quant.M
39	[REDACTED]	Sample	1121224	ethanol quant.M
40	[REDACTED]	Sample	1121003	ethanol quant.M
41	[REDACTED]	Sample	1121003	ethanol quant.M
42	0.20 ACQ 402101060/6	Control		ethanol quant.M
43	[REDACTED]	Sample	1094730	ethanol quant.M
44	[REDACTED]	Sample	1094730	ethanol quant.M
45	[REDACTED]	Sample	1121709	ethanol quant.M
46	[REDACTED]	Sample	1121709	ethanol quant.M
47	[REDACTED]	Sample	1117589	ethanol quant.M

Dissemination is restricted to Criminal Justice Agencies and authorized Non-C.J. Agencies ONLY. Secondary dissemination to unauthorized agencies is PROHIBITED. Scottsdale City Prosecutor

Sequence Summary

48		Sample	1117589	ethanol quant.M
49		Sample	1118482	ethanol quant.M
50		Sample	1118482	ethanol quant.M
51		Sample	1117795	ethanol quant.M
52		Sample	1117795	ethanol quant.M
53	0.080 Lipomed 14112011-A	Control		ethanol quant.M
54		Sample	1121352	ethanol quant.M
55		Sample	1121352	ethanol quant.M
56		Sample	000001A	ethanol quant.M
57		Sample	000001A	ethanol quant.M
58		Sample	1083517	ethanol quant.M
59		Sample	1083517	ethanol quant.M
60		Sample	1118778	ethanol quant.M
61		Sample	1118778	ethanol quant.M
62		Sample	1118831	ethanol quant.M
63		Sample	1118831	ethanol quant.M
64	0.150 Lipomed 11012012-C	Control		ethanol quant.M
65		Sample	1119648	ethanol quant.M
66		Sample	1119648	ethanol quant.M
67		Sample	1118498	ethanol quant.M
68		Sample	1118498	ethanol quant.M
69		Sample	1119876	ethanol quant.M
70		Sample	1119876	ethanol quant.M
71		Sample	1121922	ethanol quant.M
72		Sample	1121922	ethanol quant.M
73	0.40 Lipomed 05012012-C	Control		ethanol quant.M
74	0.04 Lipomed 30112011-B	Control		ethanol quant.M
75	0.20 ACQ 402101060/6	Control		ethanol quant.M
76	blank 090816	Control		ethanol quant.M

SCOTTSDALE POLICE DEPARTMENT CRIME LABORATORY
 SEQUENCE SUMMARY OF CASES

SEQUENCE NAME: 03Nov16

Viols	Test 1 (g/dL)	Test 2 (g/dL)	Mean (g/dL)	Percent Difference*	Absolute Difference (g/dL)*
10 11	0.2507	0.2559	0.25330	1.03	0.00260
12 13	0.1232	0.1263	0.12475	1.24	0.00155
14 15	0.0000	0.0000	0.00000	0.00	0.00000
16 17	0.0917	0.0922	0.09195	0.27	0.00025
18 19	0.1153	0.1153	0.11530	0.00	0.00000
21 22	0.0765	0.0776	0.07705	0.71	0.00055
23 24	0.1748	0.1798	0.17730	1.41	0.00250
25 26	0.1485	0.1517	0.15010	1.07	0.00160
27 28	0.0000	0.0000	0.00000	0.00	0.00000
29 30	0.2811	0.2777	0.27940	0.61	0.00170
32 33	0.1885	0.1901	0.18930	0.42	0.00080
34 35	0.0000	0.0000	0.00000	0.00	0.00000
36 37	0.2397	0.2407	0.24020	0.21	0.00050
38 39	0.0199	0.0199	0.01990	0.00	0.00000
40 41	0.0000	0.0000	0.00000	0.00	0.00000
43 44	0.0083	0.0084	0.00835	0.60	0.00005
45 46	0.1580	0.1547	0.15635	1.06	0.00165
47 48	0.1027	0.1012	0.10195	0.74	0.00075
49 50	0.1802	0.1812	0.18070	0.28	0.00050
51 52	0.1508	0.1504	0.15060	0.13	0.00020
54 55	0.1500	0.1478	0.14890	0.74	0.00110
56 57	0.2590	0.2656	0.26230	1.26	0.00330
58 59	0.0965	0.0962	0.09635	0.16	0.00015
60 61	0.2235	0.2255	0.22450	0.45	0.00100
62 63	0.1124	0.1122	0.11230	0.09	0.00010
65 66	0.2208	0.2265	0.22365	1.27	0.00285
67 68	0.0917	0.0915	0.09160	0.11	0.00010
69 70	0.2265	0.2252	0.22585	0.29	0.00065
71 72	0.2192	0.2189	0.21905	0.07	0.00015

*Calculated differences are differences from the mean of the two results.

Scottsdale Police Department Crime Lab Volatiles Analysis

Sample:	[REDACTED]	Item number:	1057561
Injection date:	11/3/2016 5:53:37 PM	Vial:	10
Method:	ethanol quant.M	Sequence:	03Nov16
Instrument:	US14173023 CN14160045	Analyst:	Langan
Data file:	C:\Chem32\1\Data\03Nov16\10.D		

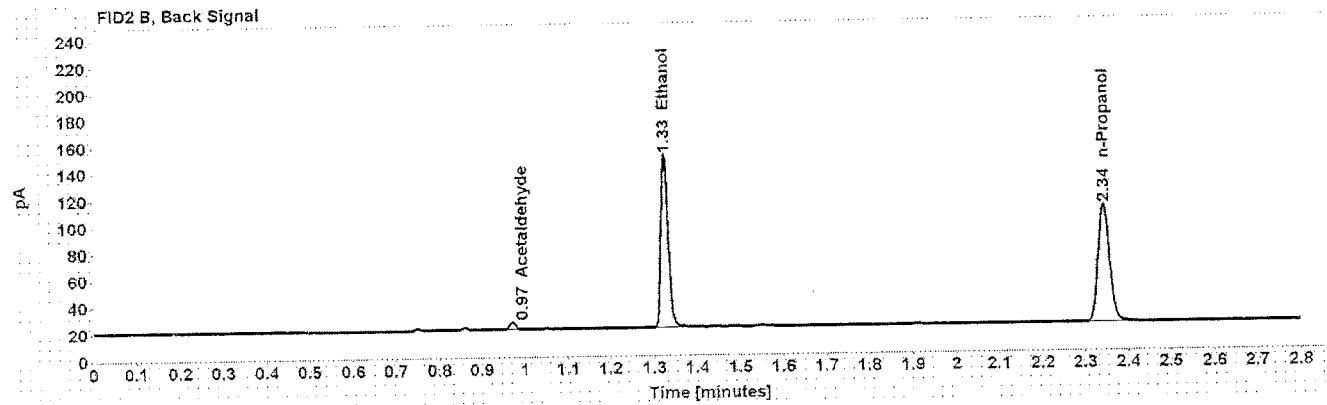
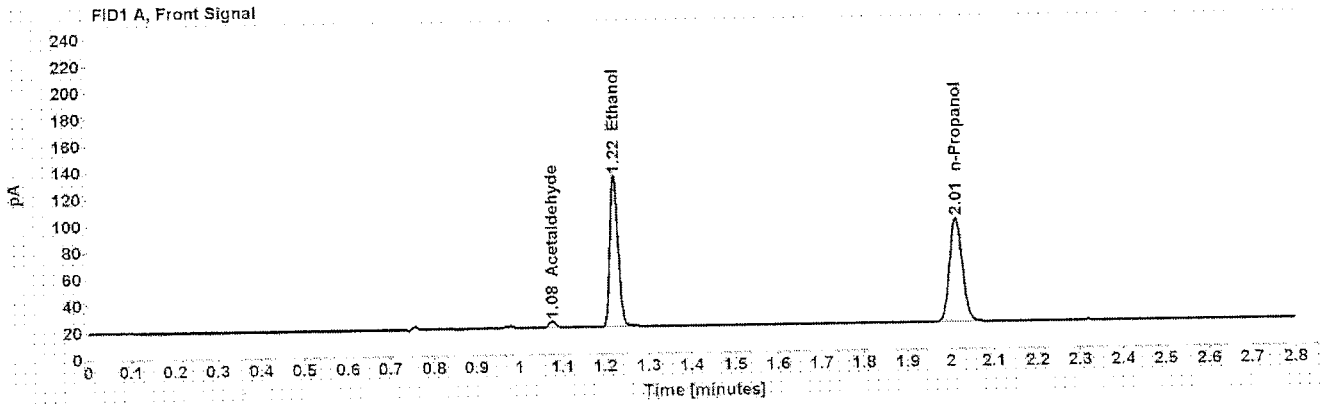


Table 1: FID 1 A (column DB-ALC1)

Compound	Amount (g/100mL)	Time (min)	Peak Area
Acetaldehyde	-----	1.076	5.198
>Ethanol	0.2507	1.222	149.650
n-Propanol	-----	2.013	160.654

Table 2: FID 2 B (column DB-ALC2)

Compound	Time (min)	Peak Area
Acetaldehyde	0.971	5.620
Ethanol	1.325	154.954
n-Propanol	2.344	164.819

Case: [REDACTED] User: alangan 11/4/2016

Scottsdale Police Department Crime Lab Volatiles Analysis

Sample: [REDACTED]	Item number: 1057561
Injection date: 11/3/2016 5:57:36 PM	Vial: 11
Method: ethanol quant.M	Sequence: 03Nov16
Instrument: US14173023 CN14160045	Analyst: Langan
Data file: C:\Chem32\1\1\Data\03Nov16\11.D	

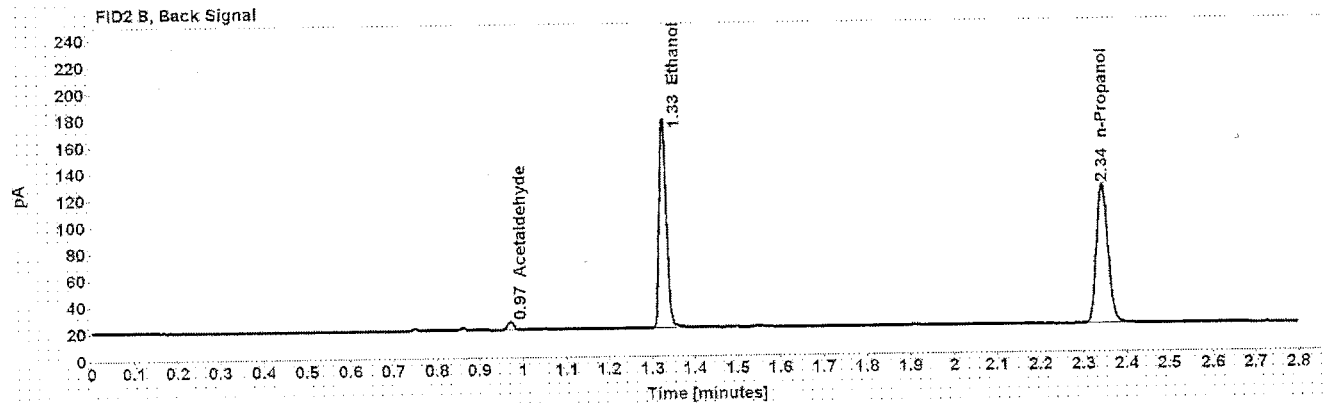
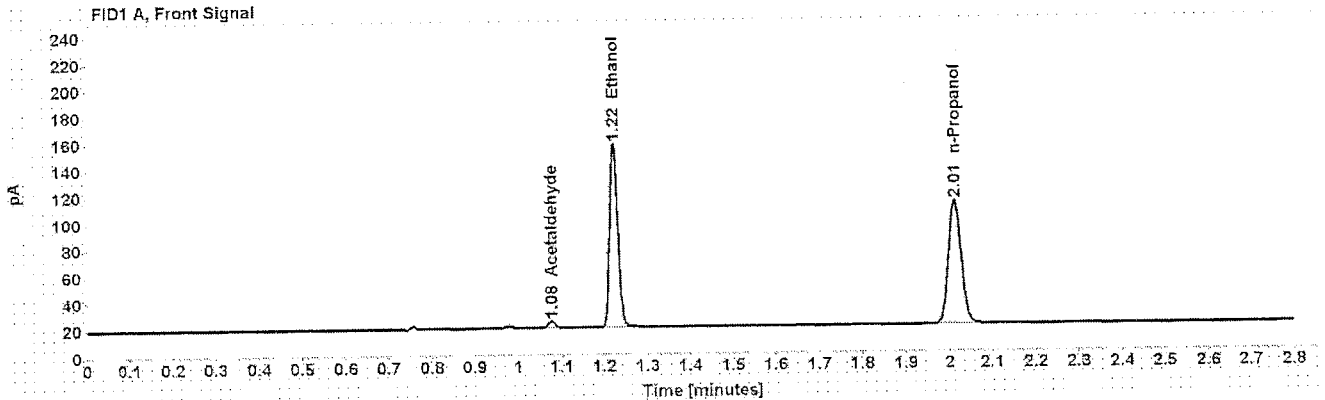


Table 1: FID 1 A (column DB-ALC1)

Compound	Amount (g/100mL)	Time (min)	Peak Area
Acetaldehyde	-----	1.077	5.654
>Ethanol	0.2559	1.223	181.276
n-Propanol	-----	2.013	190.697

Table 2: FID 2 B (column DB-ALC2)

Compound	Time (min)	Peak Area
Acetaldehyde	0.971	6.079
Ethanol	1.326	186.673
n-Propanol	2.344	195.997

Scottsdale Police Department Crime Lab Volatiles Analysis

Sample: ██████████	Item number: 1097483
Injection date: 11/3/2016 6:01:36 PM	Vial: 12
Method: ethanol quant.M	Sequence: 03Nov16
Instrument: US14173023 CN14160045	Analyst: Langan
Data file: C:\Chem32\1\Data\03Nov16\12D	

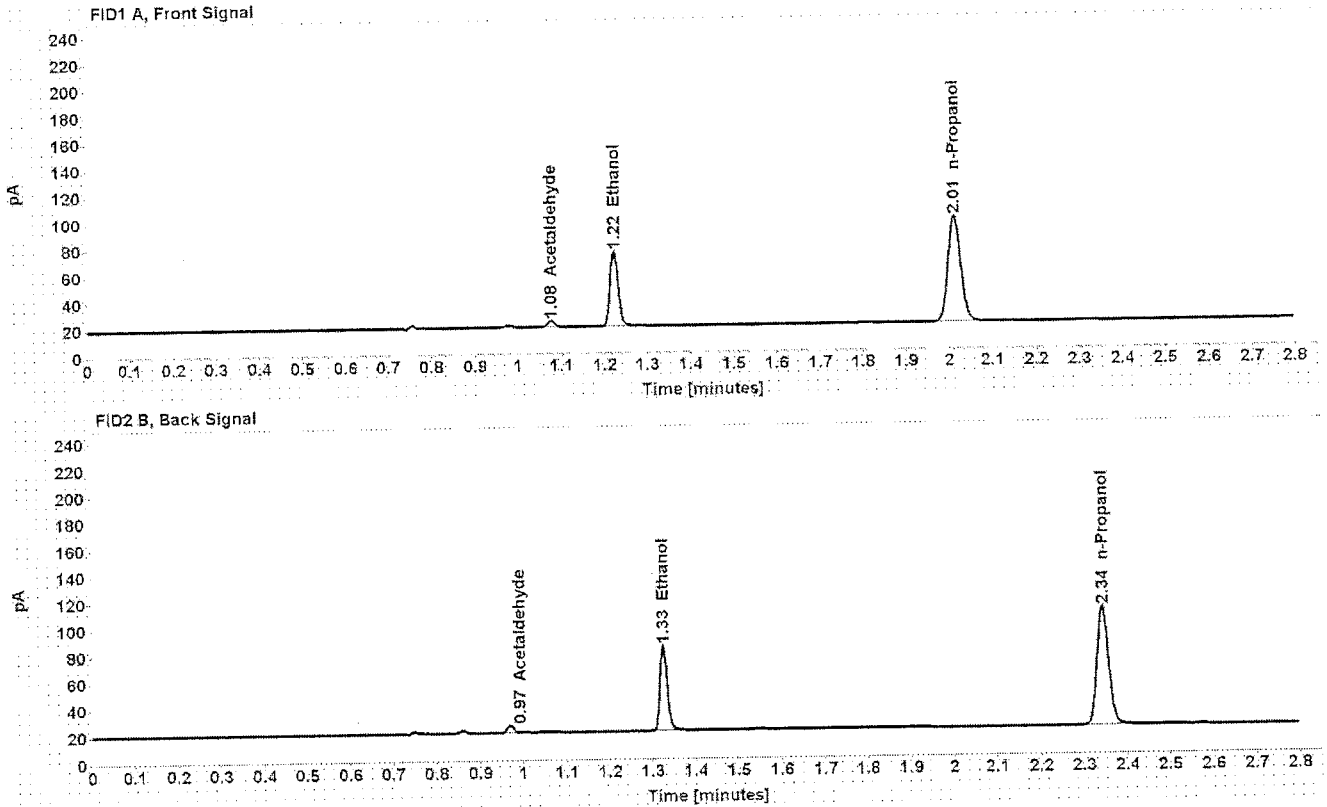


Table 1: FID 1 A (column DB-ALC1)

Compound	Amount (g/100mL)	Time (min)	Peak Area
Acetaldehyde	-----	1.076	5.003
>Ethanol	0.1232	1.223	74.440
n-Propanol	-----	2.013	162.503

Table 2: FID 2 B (column DB-ALC2)

Compound	Time (min)	Peak Area
Acetaldehyde	0.971	5.423
Ethanol	1.325	76.345
n-Propanol	2.343	166.928

Scottsdale Police Department Crime Lab Volatiles Analysis

Sample:	[REDACTED]	Item number:	1097483
Injection date:	11/3/2016 6:05:52 PM	Vial:	13
Method:	ethanol quant.M	Sequence:	03Nov16
Instrument:	US14173023 CN14160045	Analyst:	Langan
Data file:	C:\Chem32\1\Data\03Nov16\113.D		

Dissemination is restricted to Criminal Justice Agencies and authorized Non-C.J. Agencies ONLY. Secondary dissemination to unauthorized agencies is PROHIBITED.
Scottsdale City Prosecutor

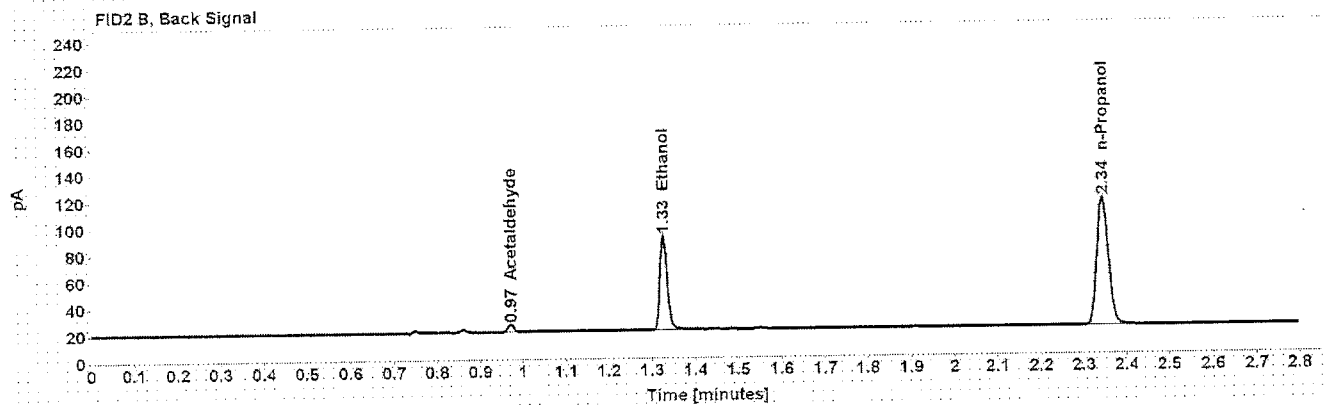
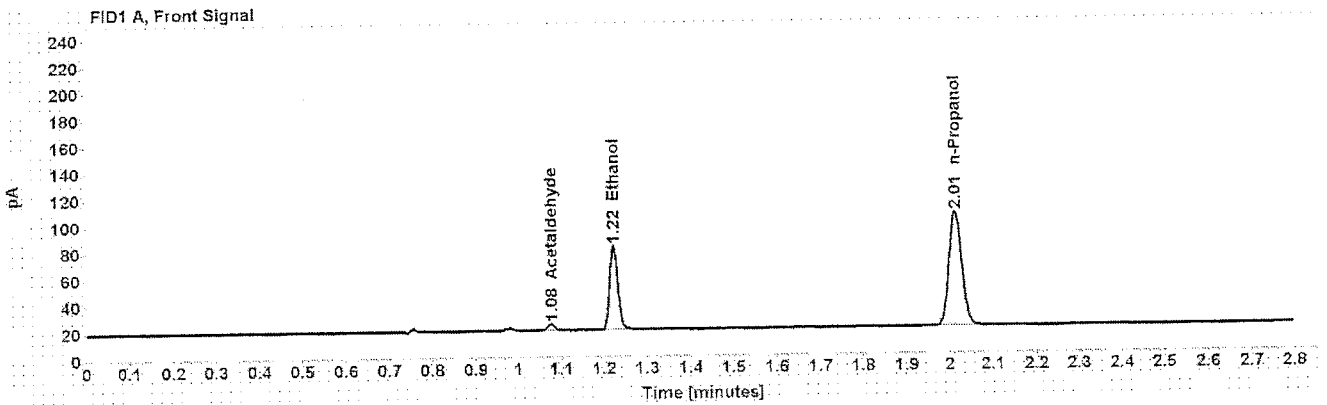


Table 1: FID 1 A (column DB-ALC1)

Compound	Amount (g/100mL)	Time (min)	Peak Area
Acetaldehyde	-----	1.077	4.898
>Ethanol	0.1263	1.223	82.402
n-Propanol	-----	2.014	175.518

Table 2: FID 2 B (column DB-ALC2)

Compound	Time (min)	Peak Area
Acetaldehyde	0.971	5.308
Ethanol	1.326	84.961
n-Propanol	2.344	180.369

Case: [REDACTED] User: alangan 11/4/2016

Scottsdale Police Department Crime Lab Volatiles Analysis

Sample: [REDACTED] Item number: 1109232
Injection date: 11/3/2016 6:09:51 PM Vial: 14
Method: ethanol quant.M Sequence: 03Nov16
Instrument: US14173023 CN14160045 Analyst: Langan
Data file: C:\Chem32\16\Data\03Nov16\14.D

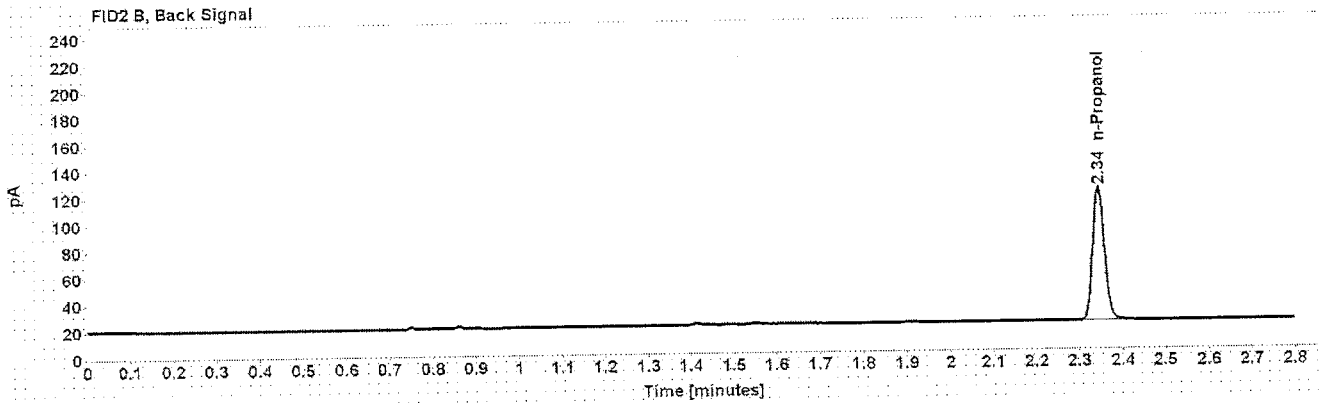
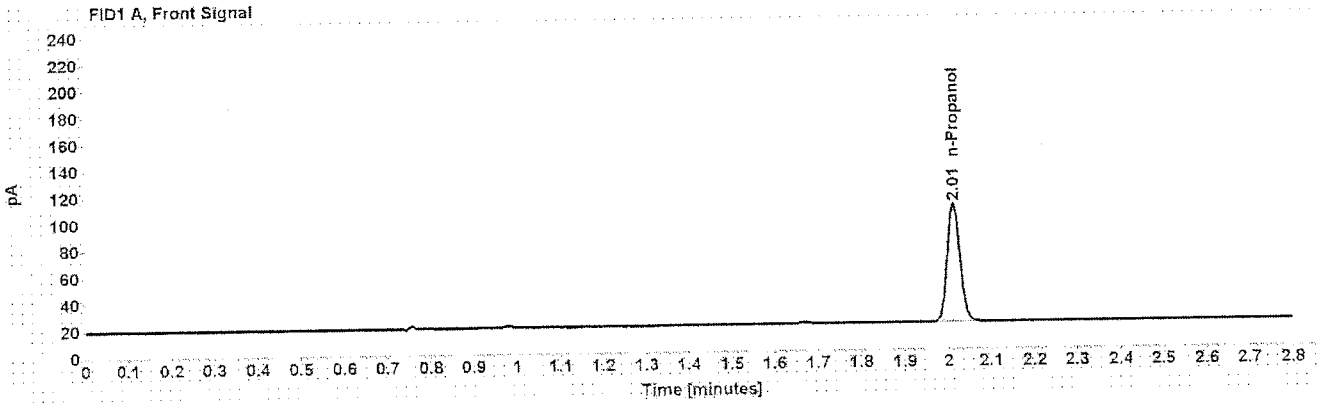


Table 1: FID 1 A (column DB-ALC1)

Compound	Amount (g/100mL)	Time (min)	Peak Area
n-Propanol	-----	2.014	182.583

Table 2: FID 2 B (column DB-ALC2)

Compound	Time (min)	Peak Area
n-Propanol	2.344	188.052

Case: [REDACTED] User: alangan 11/4/2016

Scottsdale Police Department Crime Lab Volatiles Analysis

Sample: [REDACTED] Item number: 1109232
Injection date: 11/3/2016 6:13:51 PM Vial: 15
Method: ethanol quant.M Sequence: 03Nov16
Instrument: US14173023 CN14160045 Analyst: Langan
Data file: C:\Chem32\1\Data\03Nov16\15.D

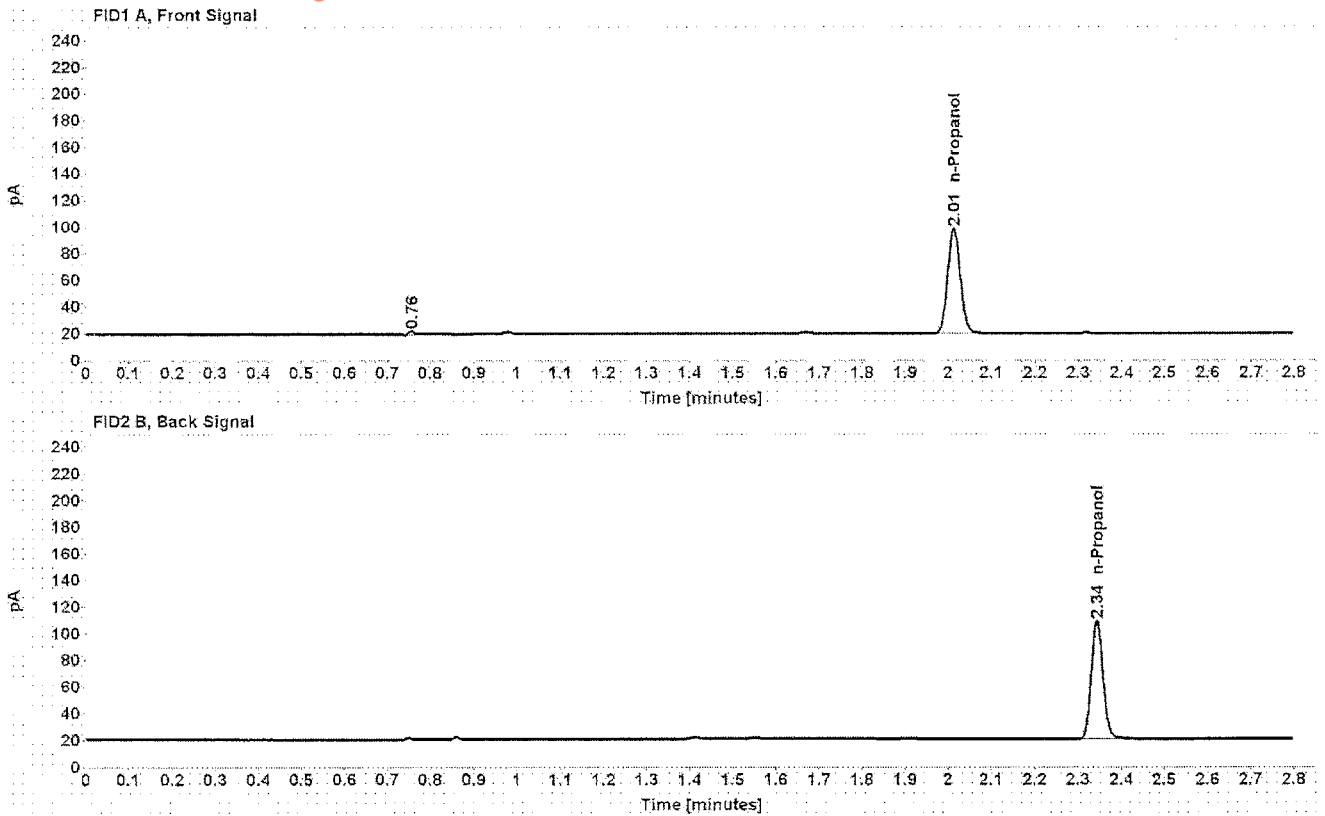


Table 1: FID 1 A (column DB-ALC1)

Compound	Amount (g/100mL)	Time (min)	Peak Area
n-Propanol	-----	2.013	162.281

Table 2: FID 2 B (column DB-ALC2)

Compound	Time (min)	Peak Area
n-Propanol	2.343	167.323

Case: [REDACTED] User: alangan 11/4/2016

Scottsdale Police Department Crime Lab Volatiles Analysis

Sample: [REDACTED] Item number: 1101710
Injection date: 11/3/2016 6:17:52 PM Vial: 16
Method: ethanol quant.M Sequence: 03Nov16
Instrument: US14173023 CN14160045 Analyst: Langan
Data file: C:\Chem32\11\Data\03Nov16\16.D

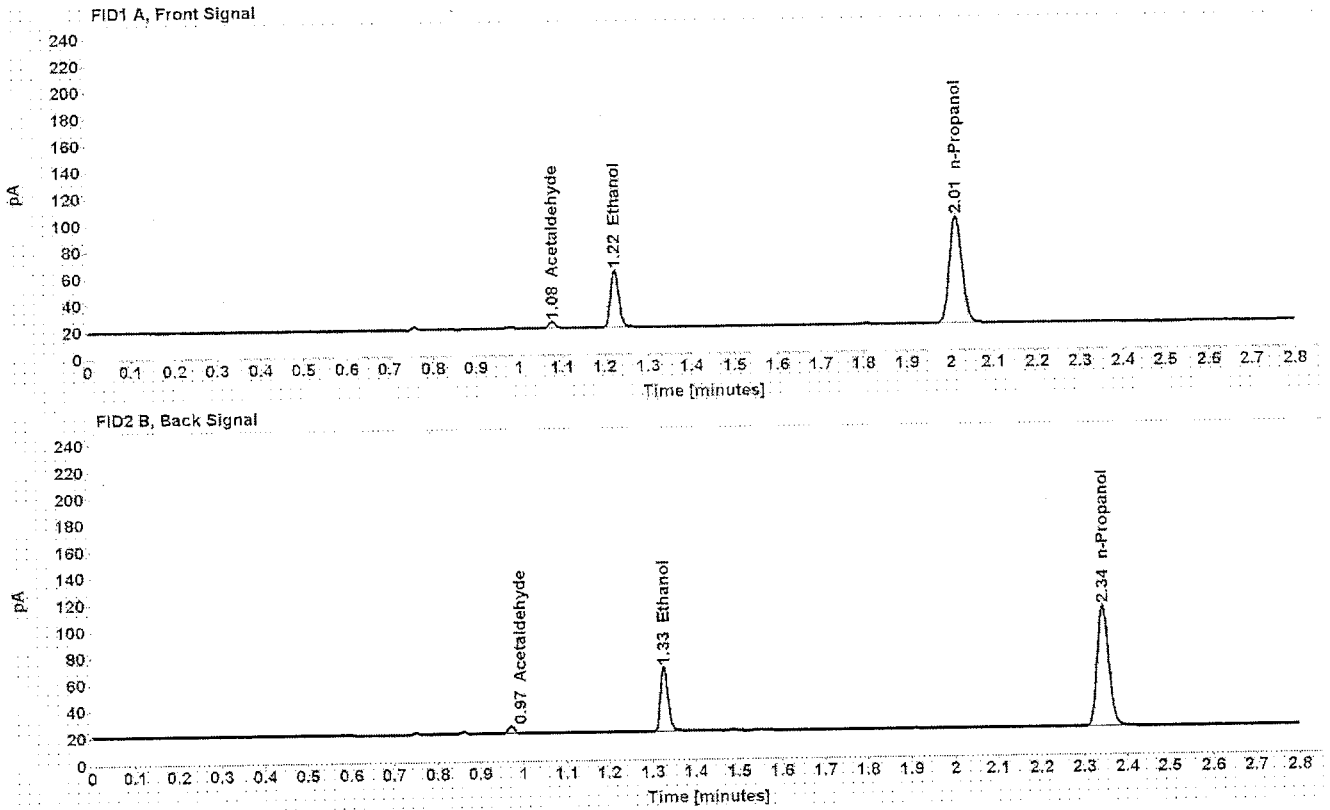


Table 1: FID 1 A (column DB-ALC1)

Compound	Amount (g/100mL)	Time (min)	Peak Area
Acetaldehyde	-----	1.077	5.218
>Ethanol	0.0917	1.223	56.582
n-Propanol	-----	2.013	165.857

Table 2: FID 2 B (column DB-ALC2)

Compound	Time (min)	Peak Area
Acetaldehyde	0.971	5.620
Ethanol	1.326	58.218
n-Propanol	2.344	170.858

Case: [REDACTED] User: alangan 11/4/2016

Scottsdale Police Department Crime Lab Volatiles Analysis

Sample: [REDACTED] Item number: 1101710
Injection date: 11/3/2016 6:21:51 PM Vial: 17
Method: ethanol quant.M Sequence: 03Nov16
Instrument: US14173023 CN14160045 Analyst: Langan
Data file: C:\Chem32\1\Data\03Nov16\17.D

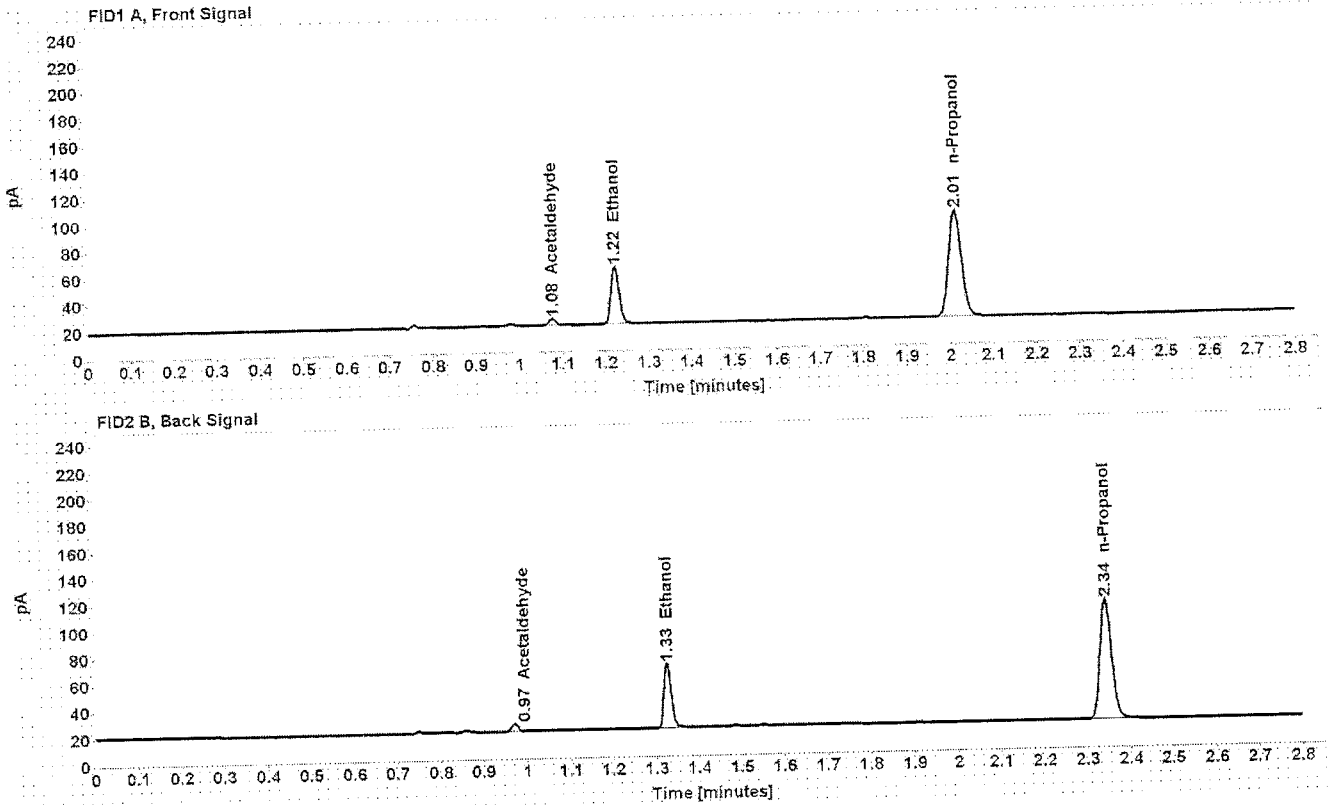


Table 1: FID 1 A (column DB-ALC1)

Compound	Amount (g/100mL)	Time (min)	Peak Area
Acetaldehyde	-----	1.076	5.273
>Ethanol	0.0922	1.223	56.455
n-Propanol	-----	2.013	164.567

Table 2: FID 2 B (column DB-ALC2)

Compound	Time (min)	Peak Area
Acetaldehyde	0.971	5.677
Ethanol	1.326	58.109
n-Propanol	2.343	169.175

Case: [REDACTED] User: alangan 11/4/2016

Scottsdale Police Department Crime Lab Volatiles Analysis

Sample:	[REDACTED]	Item number:	1115890
Injection date:	11/3/2016 6:25:52 PM	Vial:	18
Method:	ethanol quant.M	Sequence:	03Nov16
Instrument:	US14173023 CN14160045	Analyst:	Langan
Data file:	C:\Chem32\1\Data\03Nov16\18.D		

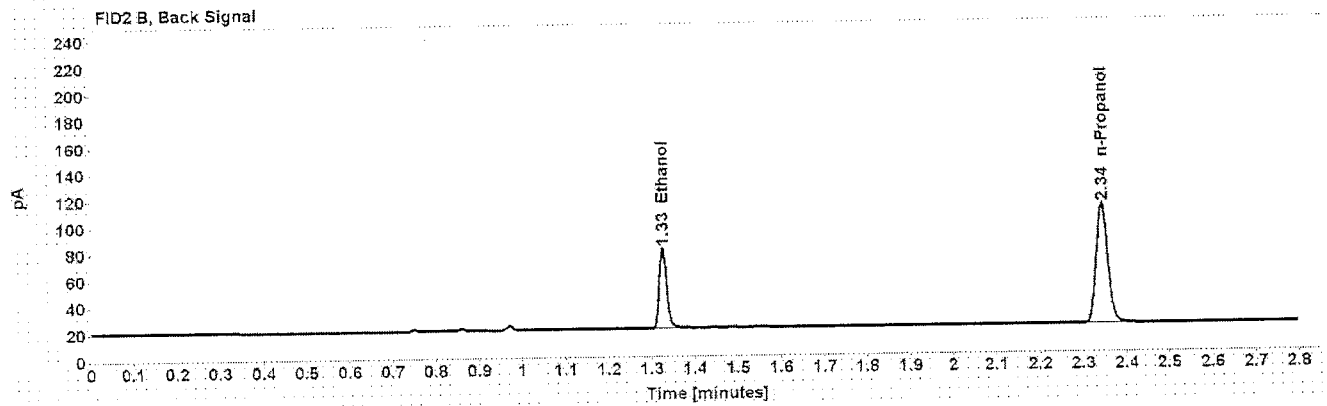
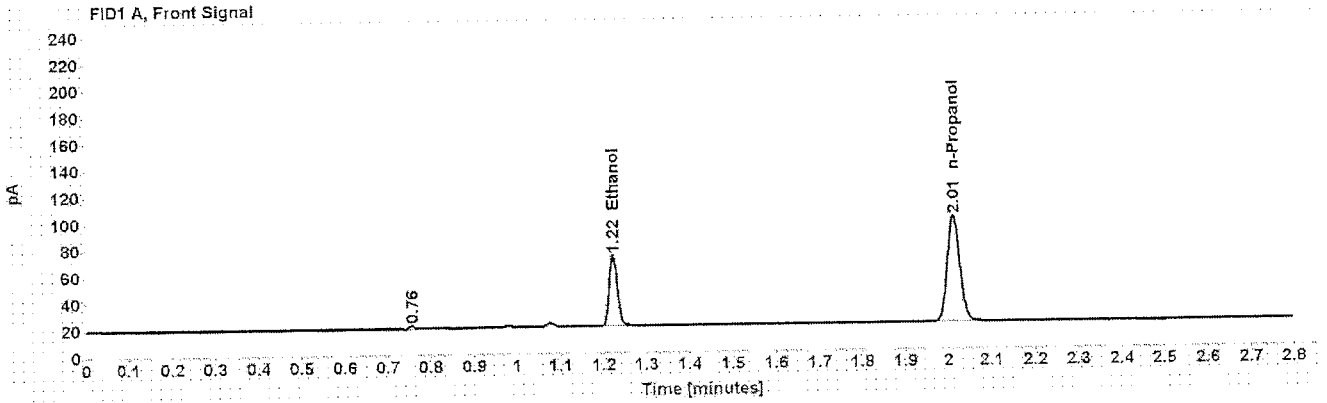


Table 1: FID 1 A (column DB-ALC1)

Compound	Amount (g/100mL)	Time (min)	Peak Area
>Ethanol	0.1153	1.223	70.359
n-Propanol	-----	2.013	164.150

Table 2: FID 2 B (column DB-ALC2)

Compound	Time (min)	Peak Area
Ethanol	1.325	72.465
n-Propanol	2.343	168.494

Case: [REDACTED] User: alangan 11/4/2016

Scottsdale Police Department Crime Lab Volatiles Analysis

Sample: [REDACTED] Item number: 1115890
Injection date: 11/3/2016 6:30:07 PM Vial: 19
Method: ethanol quant.M Sequence: 03Nov16
Instrument: US14173023 CN14160045 Analyst: Langan
Data file: C:\Chem32\1\Data\03Nov16\19.D

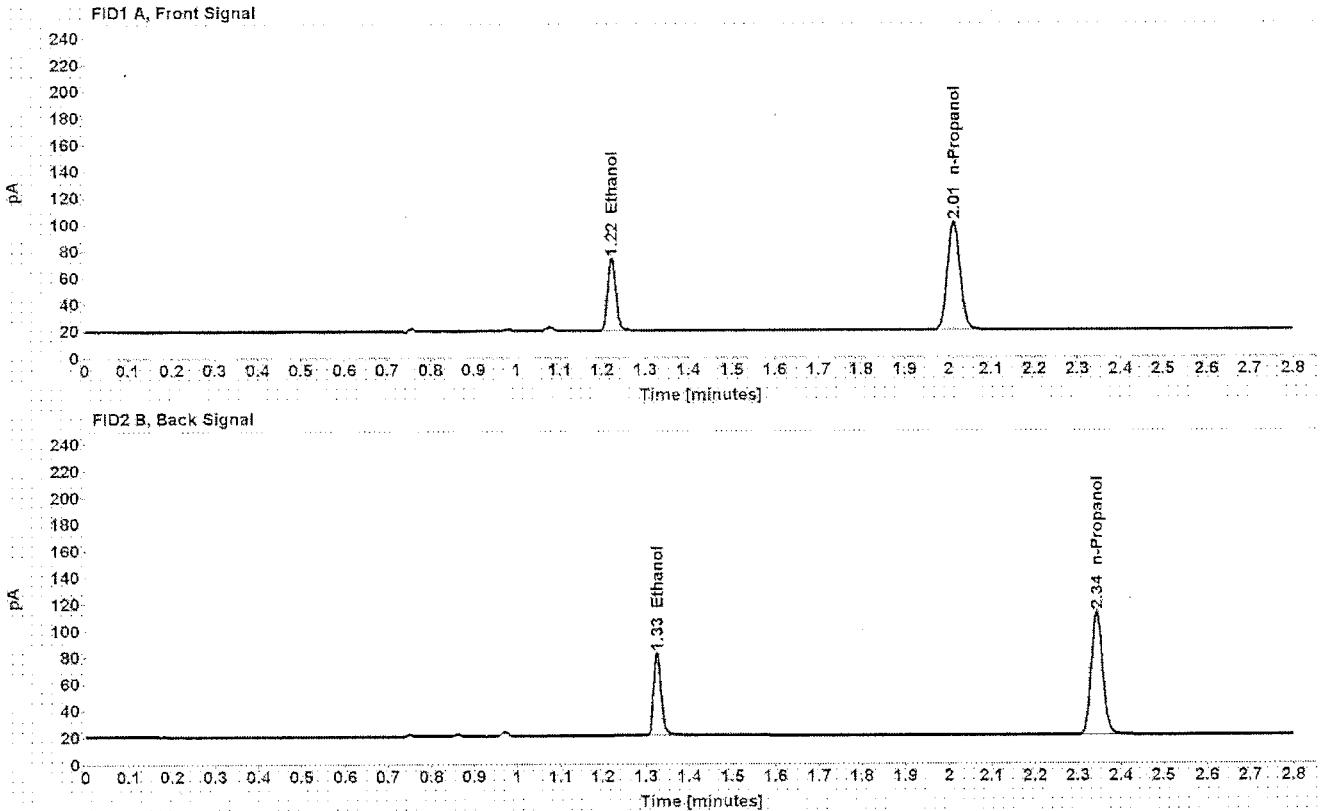


Table 1: FID 1 A (column DB-ALC1)

Compound	Amount (g/100mL)	Time (min)	Peak Area
>Ethanol	0.1153	1.223	71.918
n-Propanol	-----	2.013	167.747

Table 2: FID 2 B (column DB-ALC2)

Compound	Time (min)	Peak Area
Ethanol	1.326	74.182
n-Propanol	2.343	172.738

Case: [REDACTED] User: alangan 11/4/2016

Scottsdale Police Department Crime Lab Volatiles Analysis

Sample:	[REDACTED]	Item number:	1118480
Injection date:	11/3/2016 6:38:07 PM	Vial:	21
Method:	ethanol quant.M	Sequence:	03Nov16
Instrument:	US14173023 CN14160045	Analyst:	Langan
Data file:	C:\Chem32\1\Data\03Nov16\21.D		

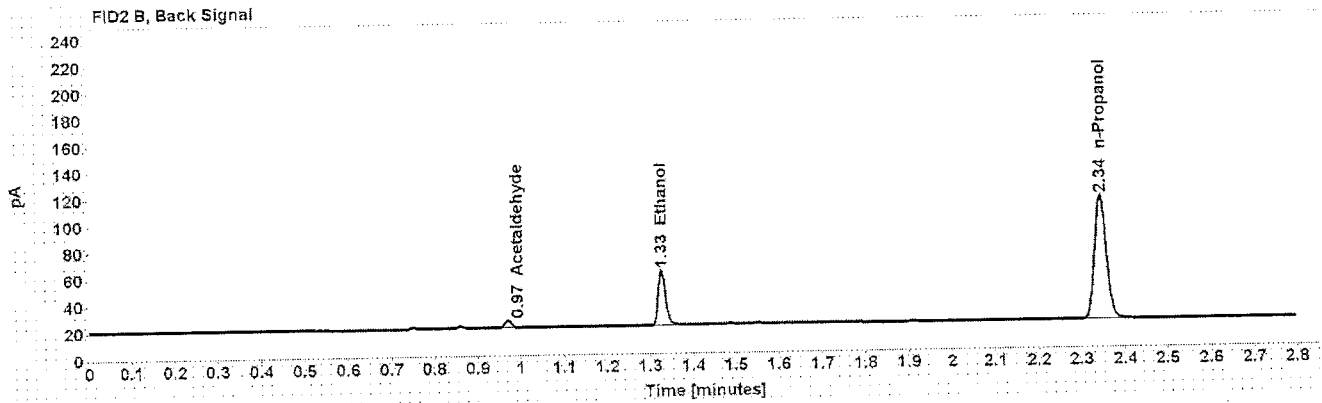
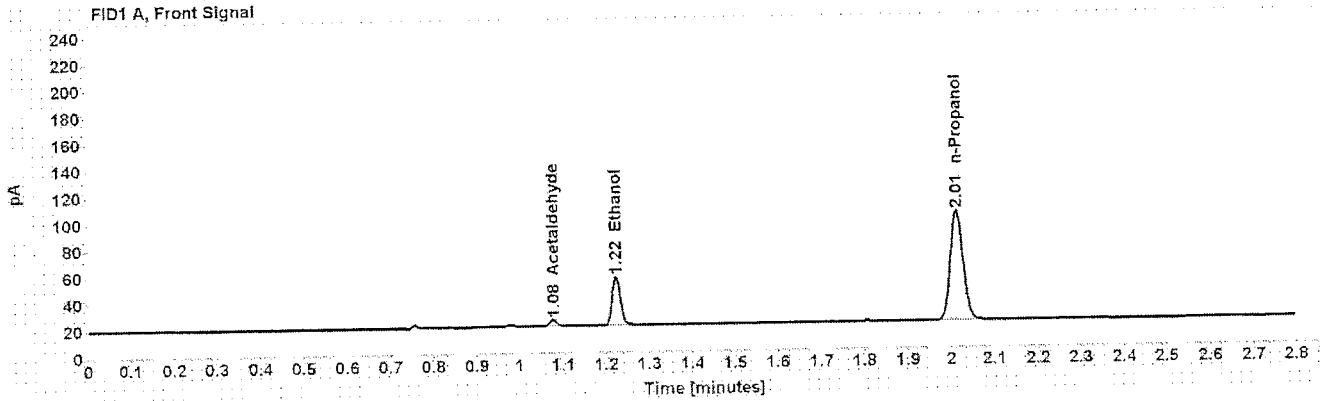


Table 1: FID 1 A (column DB-ALC1)

Compound	Amount (g/100mL)	Time (min)	Peak Area
Acetaldehyde	-----	1.077	5.068
>Ethanol	0.0765	1.224	48.130
n-Propanol	-----	2.014	169.125

Table 2: FID 2 B (column DB-ALC2)

Compound	Time (min)	Peak Area
Acetaldehyde	0.971	5.416
Ethanol	1.327	50.208
n-Propanol	2.344	174.403

Case: [REDACTED] User: alangan 11/4/2016

Scottsdale Police Department Crime Lab Volatiles Analysis

Sample: [REDACTED]	Item number: 1118480
Injection date: 11/3/2016 6:42:06 PM	Vial: 22
Method: ethanol quant.M	Sequence: 03Nov16
Instrument: US14173023 CN14160045	Analyst: Langan
Data file: C:\Chem32\11\Data\03Nov16\22.D	

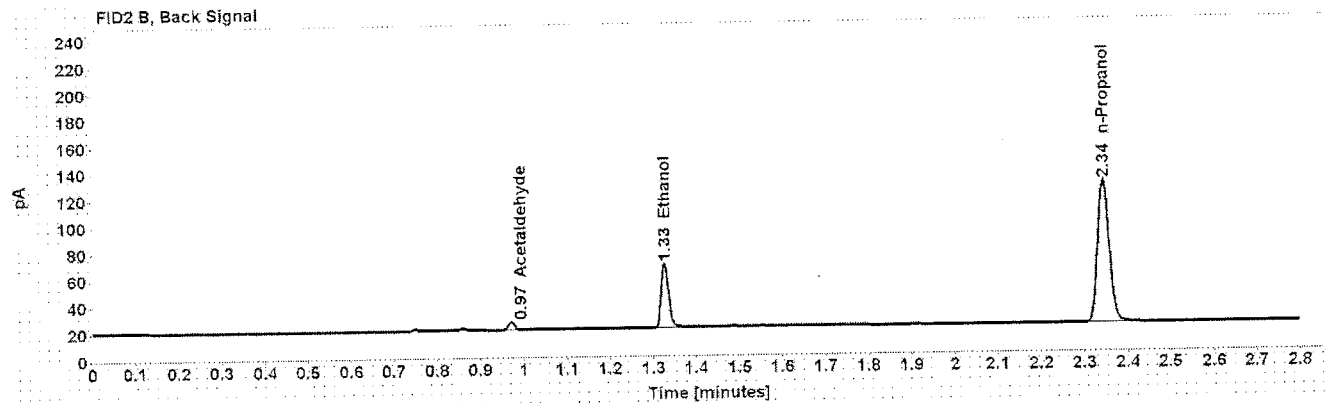
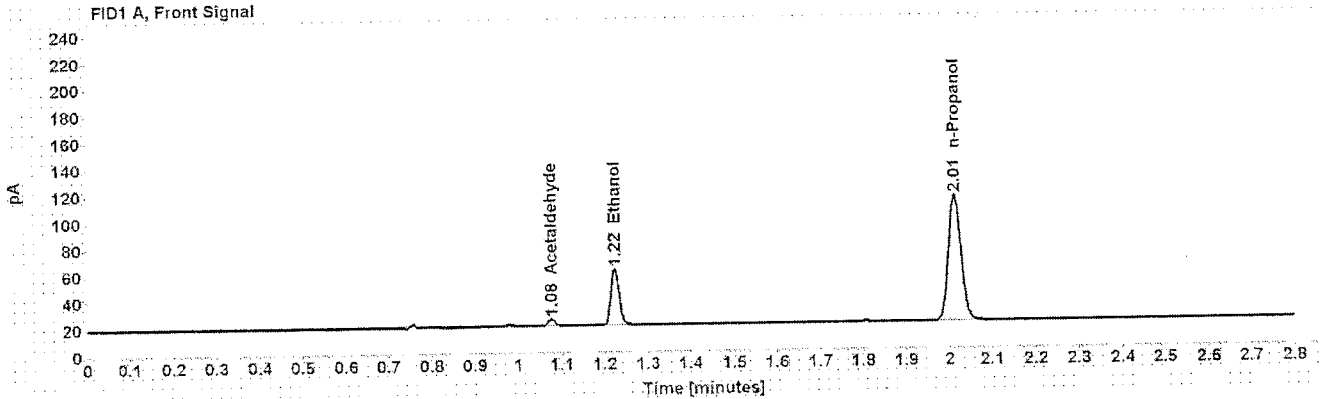


Table 1: FID 1 A (column DB-ALC1)

Compound	Amount (g/100mL)	Time (min)	Peak Area
Acetaldehyde	-----	1.077	5.397
>Ethanol	0.0776	1.224	56.114
n-Propanol	-----	2.014	194.253

Table 2: FID 2 B (column DB-ALC2)

Compound	Time (min)	Peak Area
Acetaldehyde	0.971	5.790
Ethanol	1.327	58.256
n-Propanol	2.345	200.248

Case: [REDACTED] User: alangan 11/4/2016

Scottsdale Police Department Crime Lab Volatiles Analysis

Sample: [REDACTED] Item number: 1116749
Injection date: 11/3/2016 6:46:06 PM Vial: 23
Method: ethanol quant.M Sequence: 03Nov16
Instrument: US14173023 CN14160045 Analyst: Langan
Data file: C:\Chem32\1\Data\03Nov16\23.D

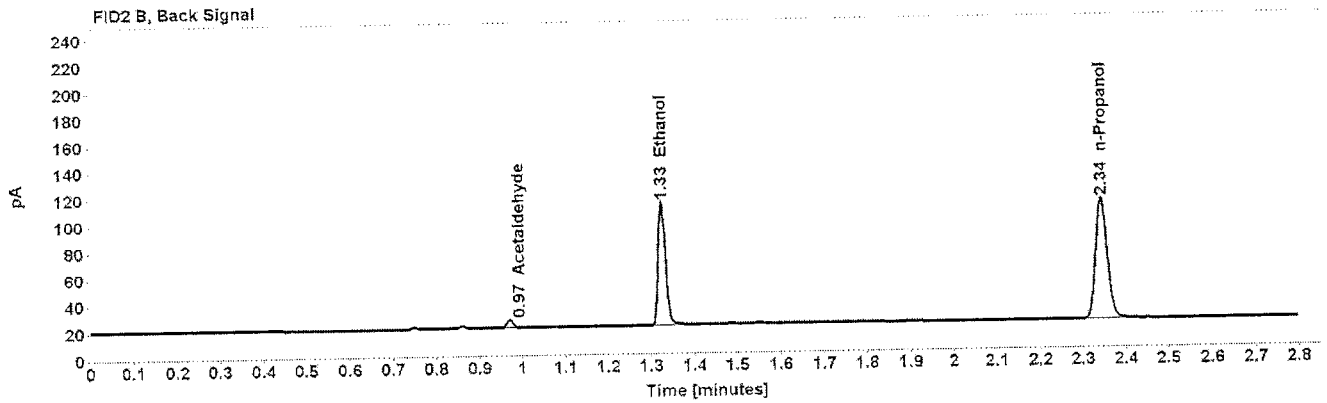
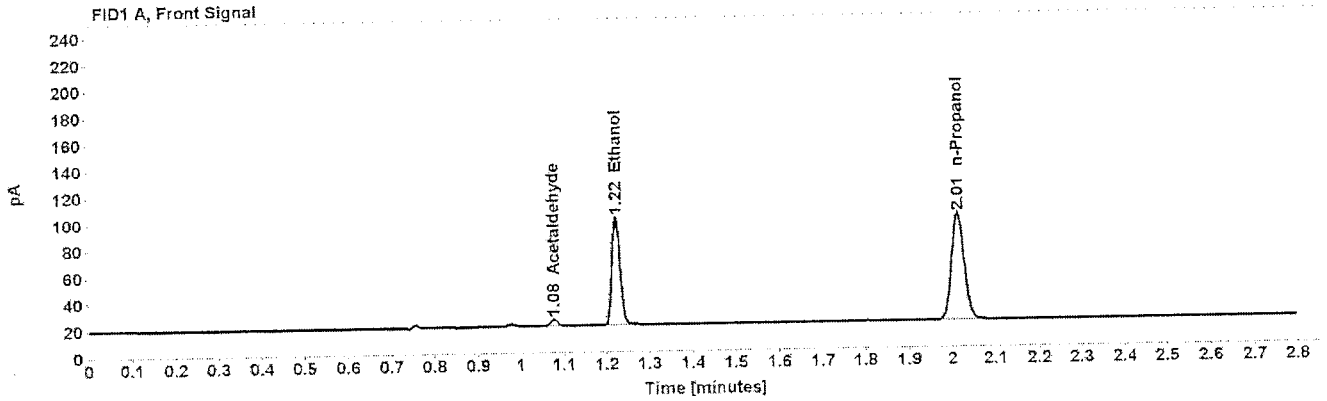


Table 1: FID 1 A (column DB-ALC1)

Compound	Amount (g/100mL)	Time (min)	Peak Area
Acetaldehyde	-----	1.077	5.551
>Ethanol	0.1748	1.223	107.116
n-Propanol	-----	2.013	164.921

Table 2: FID 2 B (column DB-ALC2)

Compound	Time (min)	Peak Area
Acetaldehyde	0.971	6.006
Ethanol	1.325	110.570
n-Propanol	2.344	169.230

Case [REDACTED] User: alangan 11/4/2016

Scottsdale Police Department Crime Lab Volatiles Analysis

Sample: [REDACTED] Item number: 1116749
Injection date: 11/3/2016 6:50:06 PM Vial: 24
Method: ethanol quant.M Sequence: 03Nov16
Instrument: US14173023 CN14160045 Analyst: Langan
Data file: C:\Chem32\11\Data\03Nov16\24.D

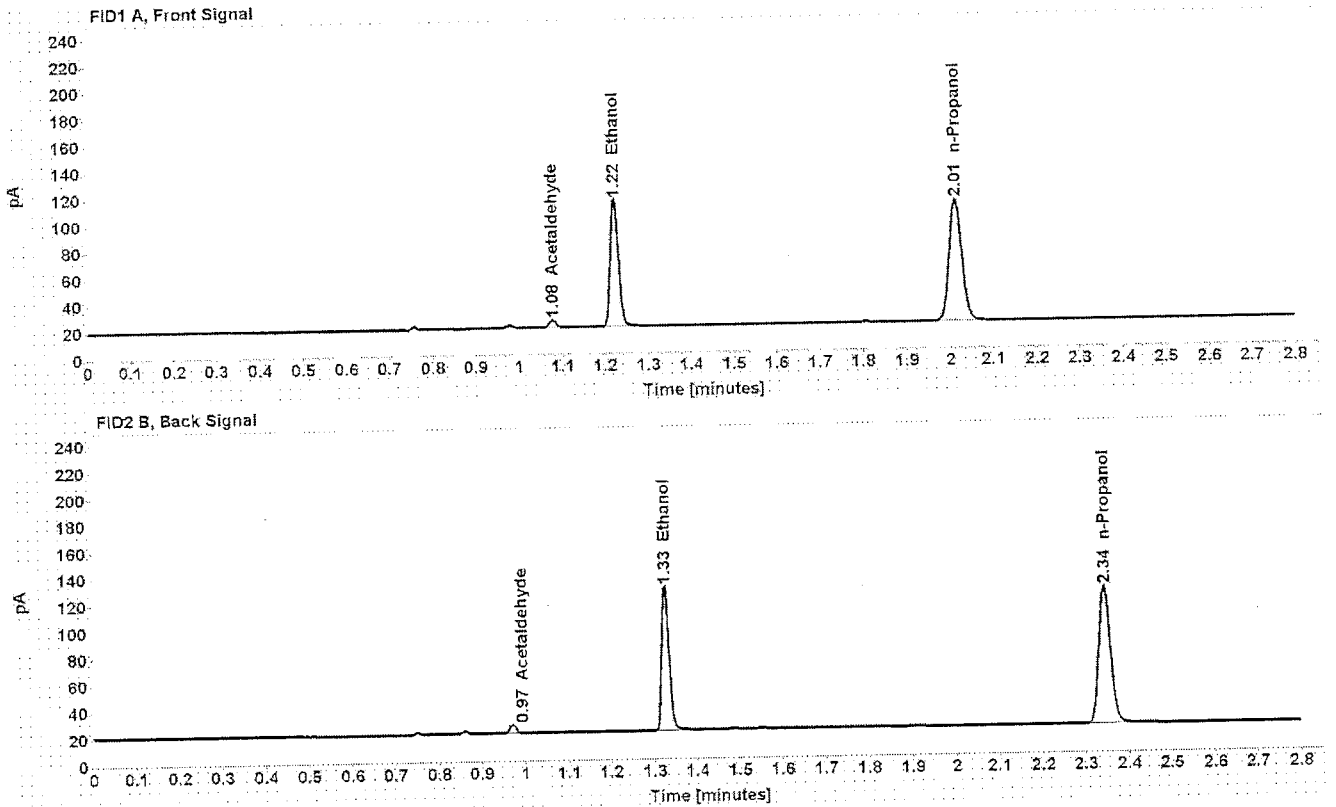


Table 1: FID 1 A (column DB-ALC1)

Compound	Amount (g/100mL)	Time (min)	Peak Area
Acetaldehyde	-----	1.077	5.802
>Ethanol	0.1798	1.223	125.382
n-Propanol	-----	2.014	187.645

Table 2: FID 2 B (column DB-ALC2)

Compound	Time (min)	Peak Area
Acetaldehyde	0.971	6.258
Ethanol	1.326	129.665
n-Propanol	2.344	193.044

Case: [REDACTED] User: alangan 11/4/2016

Scottsdale Police Department Crime Lab Volatiles Analysis

Sample:	[REDACTED]	Item number:	1120415
Injection date:	11/3/2016 6:54:21 PM	Vial:	25
Method:	ethanol quant.M	Sequence:	03Nov16
Instrument:	US14173023 CN14160045	Analyst:	Langan
Data file:	C:\Chem32\11\Data\03Nov16\25.D		

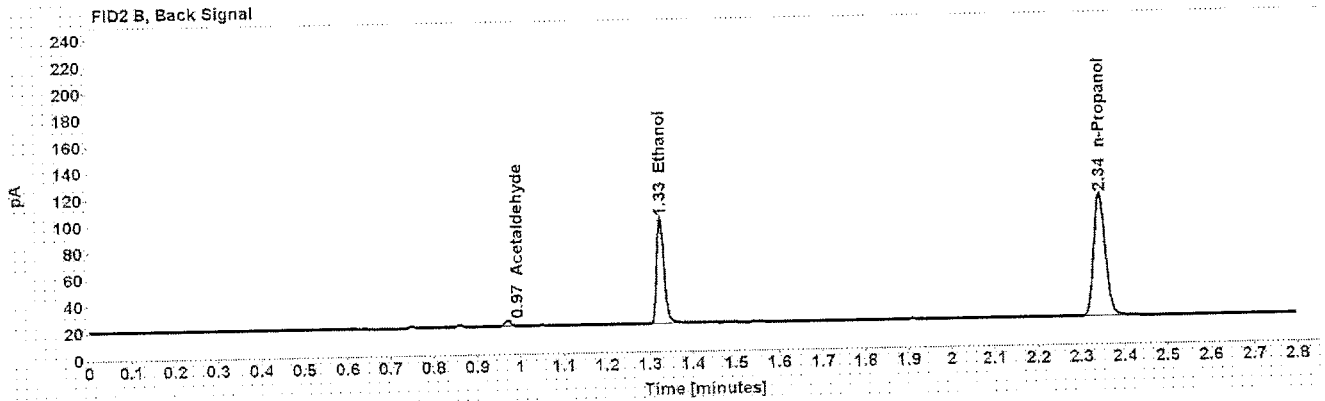
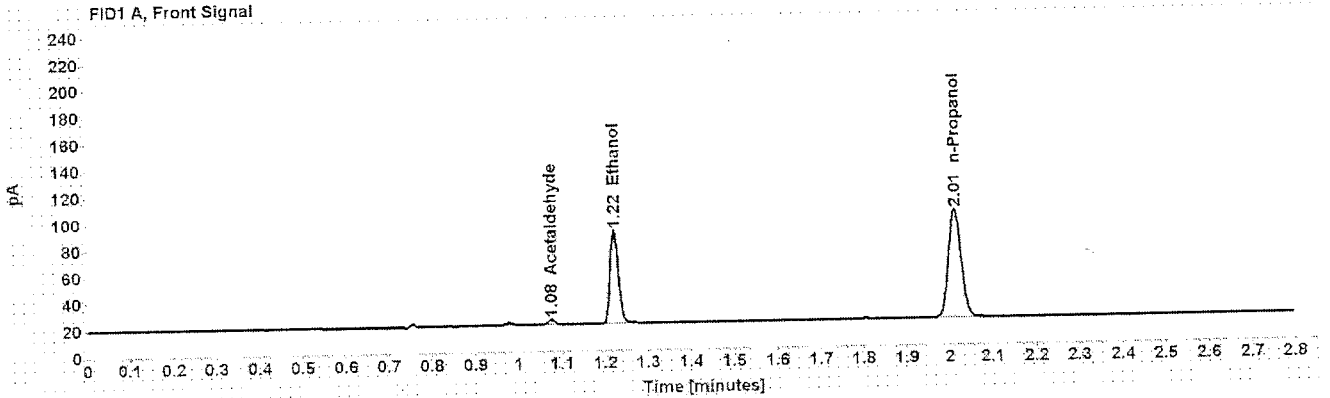


Table 1: FID 1 A (column DB-ALC1)

Compound	Amount (g/100mL)	Time (min)	Peak Area
Acetaldehyde	-----	1.076	3.895
>Ethanol	0.1485	1.223	92.382
n-Propanol	-----	2.013	167.393

Table 2: FID 2 B (column DB-ALC2)

Compound	Time (min)	Peak Area
Acetaldehyde	0.971	4.275
Ethanol	1.325	95.501
n-Propanol	2.343	172.289

Case: [REDACTED] User: alangan 11/4/2016

Scottsdale Police Department Crime Lab Volatiles Analysis

Sample: [REDACTED] Item number: 1120415
Injection date: 11/3/2016 6:58:22 PM Vial: 26
Method: ethanol quant.M Sequence: 03Nov16
Instrument: US14173023 CN14160045 Analyst: Langan
Data file: C:\Chem32\11\Data\03Nov16\26

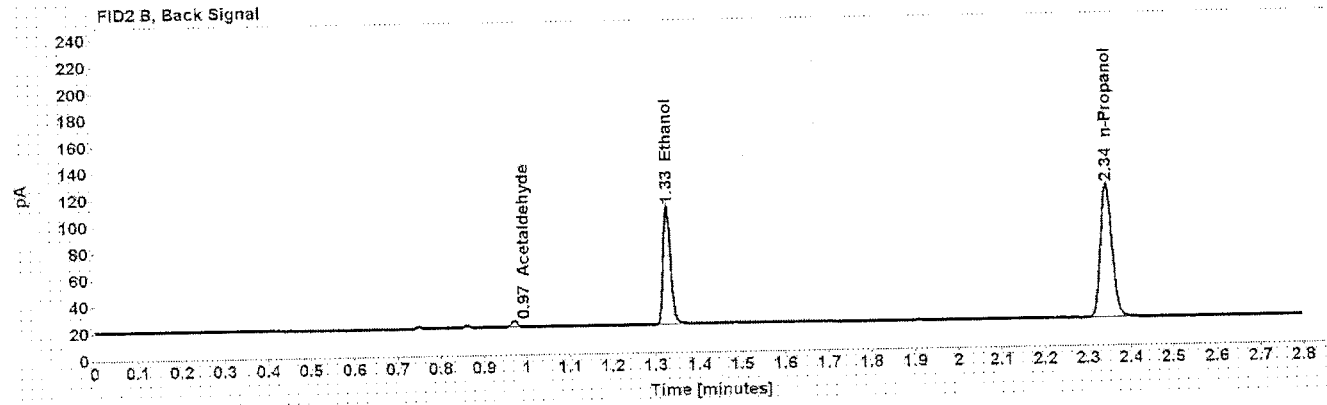
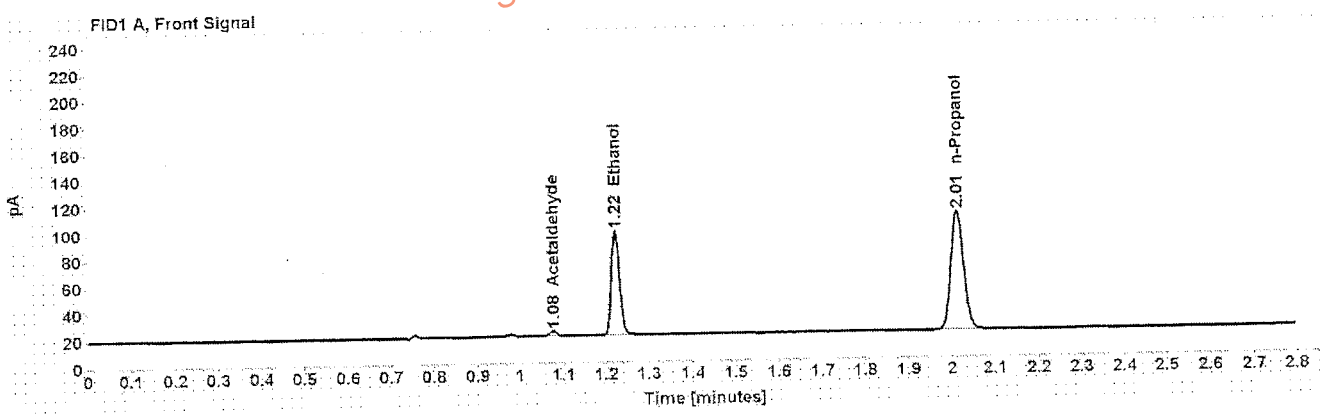


Table 1: FID 1 A (column DB-ALC1)

Compound	Amount (g/100mL)	Time (min)	Peak Area
Acetaldehyde	-----	1.077	4.019
>Ethanol	0.1517	1.223	103.135
n-Propanol	-----	2.013	182.869

Table 2: FID 2 B (column DB-ALC2)

Compound	Time (min)	Peak Area
Acetaldehyde	0.971	4.350
Ethanol	1.326	106.414
n-Propanol	2.344	188.402

Case [REDACTED] User: alangan 11/4/2016

Scottsdale Police Department Crime Lab Volatiles Analysis

Sample:	[REDACTED]	Item number:	1121198
Injection date:	11/3/2016 7:02:22 PM	Vial:	27
Method:	ethanol quant.M	Sequence:	03Nov16
Instrument:	US14173023 CN14160045	Analyst:	Langan
Data file:	C:\Chem3211\Data\03Nov16\27.D		

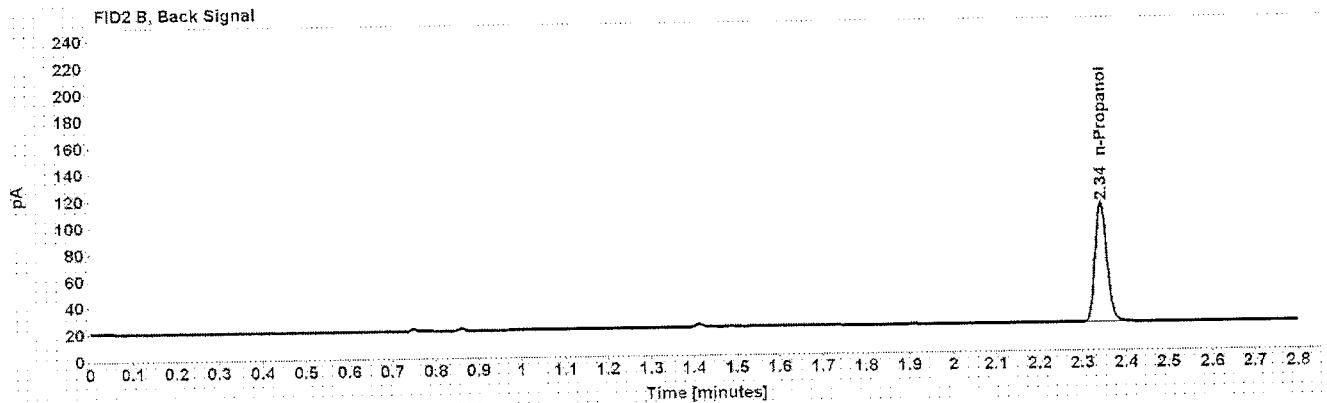
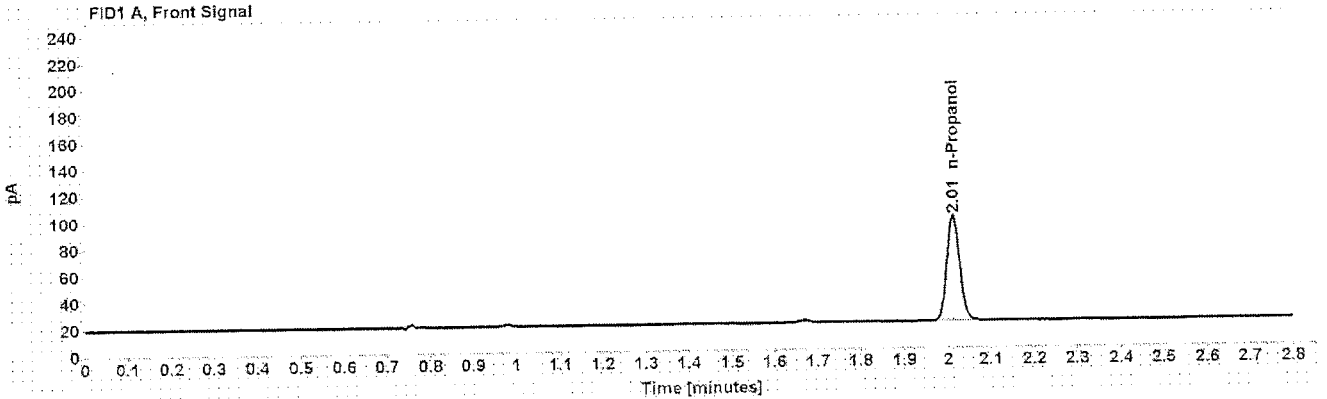


Table 1: FID 1 A (column DB-ALC1)

Compound	Amount (g/100mL)	Time (min)	Peak Area
n-Propanol	-----	2.013	163.367

Table 2: FID 2 B (column DB-ALC2)

Compound	Time (min)	Peak Area
n-Propanol	2.343	168.356

Case [REDACTED] User: alangan 11/4/2016

Scottsdale Police Department Crime Lab Volatiles Analysis

Sample:	[REDACTED]	Item number:	1121198
Injection date:	11/3/2016 7:06:22 PM	Vial:	28
Method:	ethanol quant.M	Sequence:	03Nov16
Instrument:	US14173023 CN14160045	Analyst:	Langan
Data file:	C:\Chem32\11\Data\03Nov16\28.D		

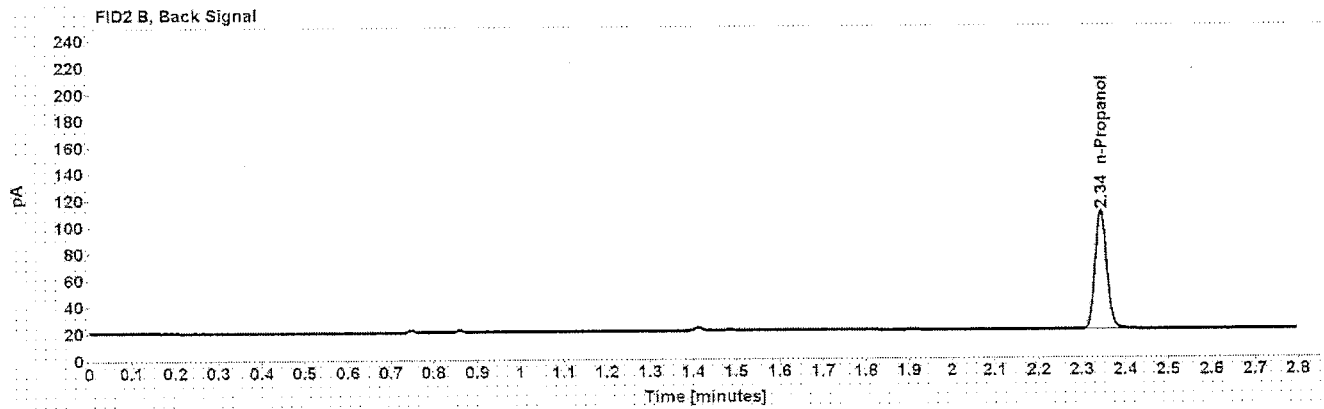
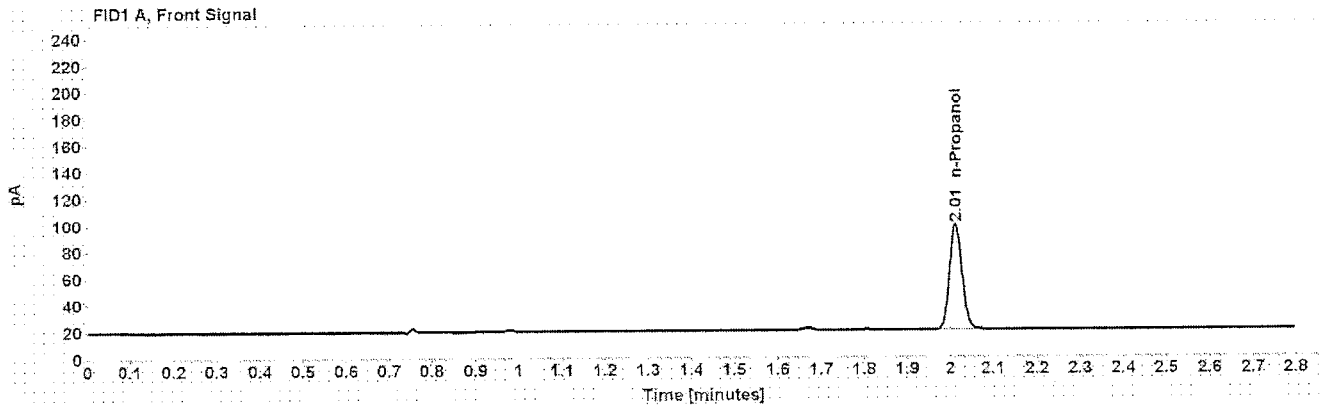


Table 1: FID 1 A (column DB-ALC1)

Compound	Amount (g/100mL)	Time (min)	Peak Area
n-Propanol	-----	2.013	162.318

Table 2: FID 2 B (column DB-ALC2)

Compound	Time (min)	Peak Area
n-Propanol	2.343	167.406

Case: [REDACTED] User: alangan 11/4/2016

Scottsdale Police Department Crime Lab Volatiles Analysis

Sample: [REDACTED] Item number: 1120034
Injection date: 11/3/2016 7:10:21 PM Vial: 29
Method: ethanol quant.M Sequence: 03Nov16
Instrument: US14173023 CN14160045 Analyst: Langan
Data file: C:\Chem32\1\Data\03Nov16\129.D

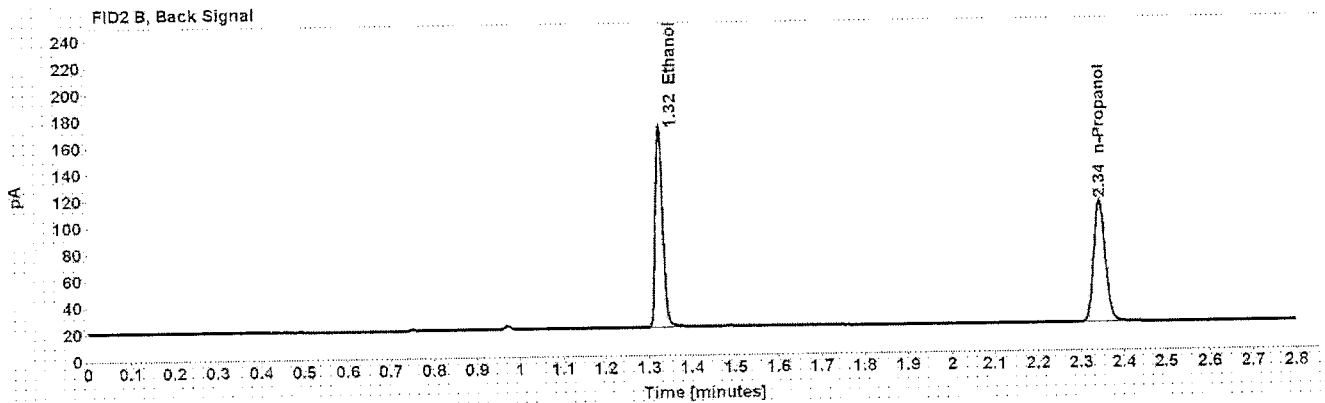
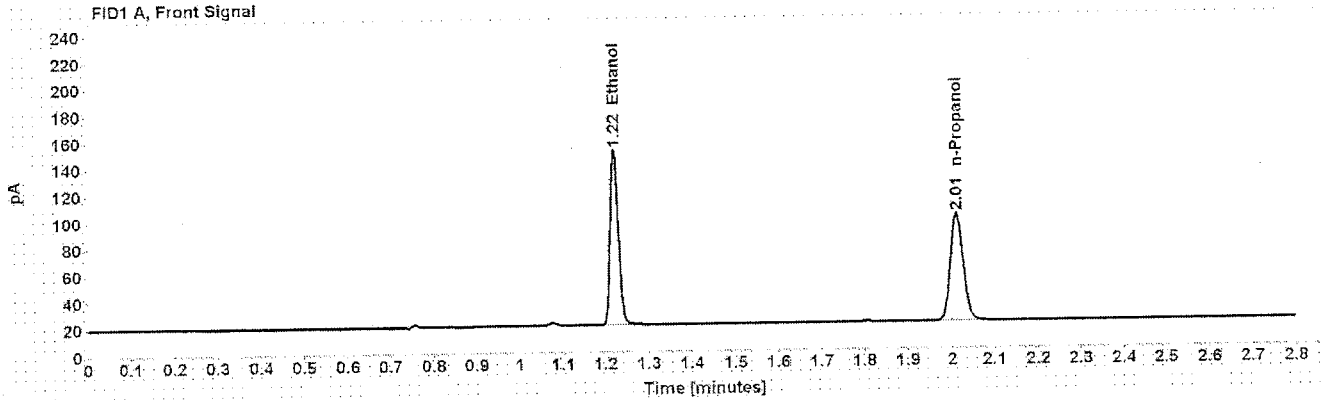


Table 1: FID 1 A (column DB-ALC1)

Compound	Amount (g/100mL)	Time (min)	Peak Area
>Ethanol	0.2811	1.222	174.306
n-Propanol	-----	2.013	166.936

Table 2: FID 2 B (column DB-ALC2)

Compound	Time (min)	Peak Area
Ethanol	1.325	180.351
n-Propanol	2.343	171.506

Case: [REDACTED] User: alangan 11/4/2016

Scottsdale Police Department Crime Lab Volatiles Analysis

Sample:	[REDACTED]	Item number:	1120034
Injection date:	11/3/2016 7:14:21 PM	Vial:	30
Method:	ethanol quant.M	Sequence:	03Nov16
Instrument:	US14173023 CN14160045	Analyst:	Langan
Data file:	C:\Chem32\11\Data\03Nov16\30.D		

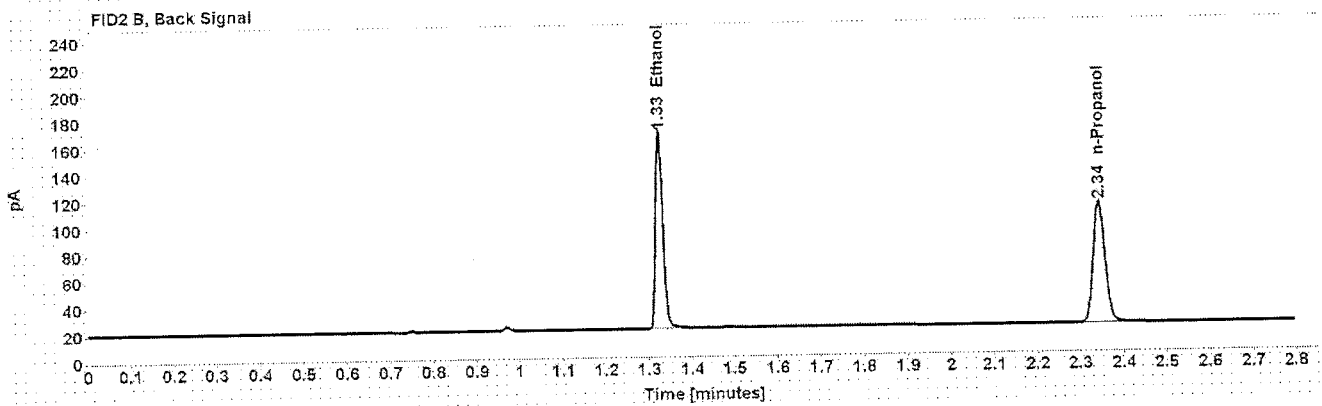
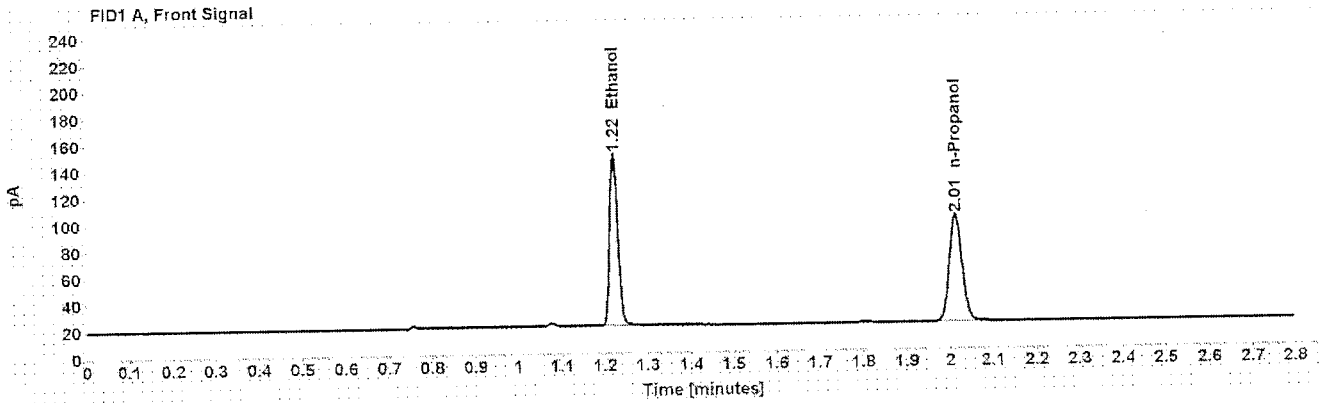


Table 1: FID 1 A (column DB-ALC1)

Compound	Amount (g/100mL)	Time (min)	Peak Area
>Ethanol	0.2777	1.223	171.271
n-Propanol	-----	2.014	166.025

Table 2: FID 2 B (column DB-ALC2)

Compound	Time (min)	Peak Area
Ethanol	1.325	176.607
n-Propanol	2.344	170.410

Case: [REDACTED] User: alangan 11/4/2016

Scottsdale Police Department Crime Lab Volatiles Analysis

Sample:	[REDACTED]	Item number:	1085851
Injection date:	11/3/2016 7:22:36 PM	Vial:	32
Method:	ethanol quant.M	Sequence:	03Nov16
Instrument:	US14173023 CN14160045	Analyst:	Langan
Data file:	C:\Chem32\1 Data\03Nov16\32.D		

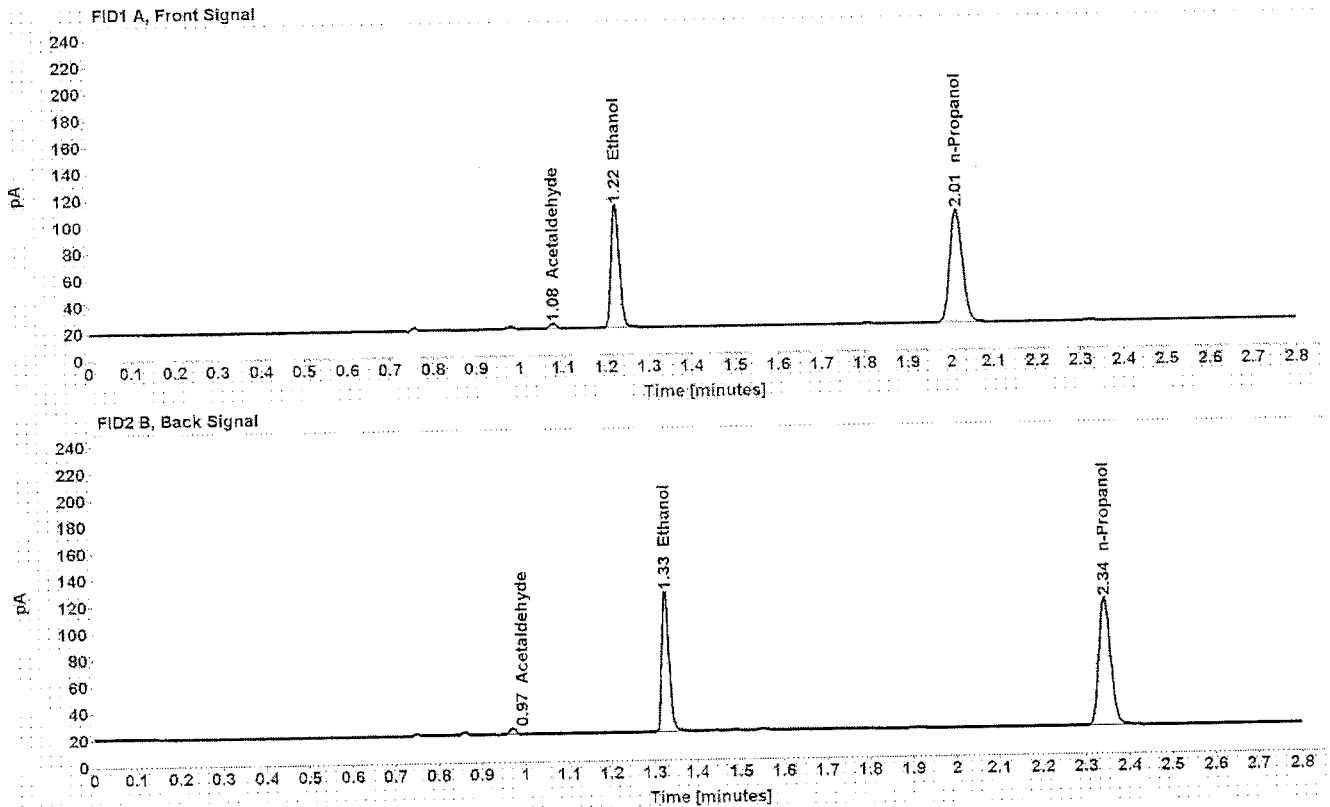


Table 1: FID 1 A (column DB-ALC1)

Compound	Amount (g/100mL)	Time (min)	Peak Area
Acetaldehyde	-----	1.077	4.146
>Ethanol	0.1885	1.223	121.908
n-Propanol	-----	2.013	174.039

Table 2: FID 2 B (column DB-ALC2)

Compound	Time (min)	Peak Area
Acetaldehyde	0.971	4.427
Ethanol	1.326	125.850
n-Propanol	2.344	179.761

Case: [REDACTED] User: alangan 11/4/2016

Scottsdale Police Department Crime Lab Volatiles Analysis

Sample: [REDACTED] Item number: 1085851
Injection date: 11/3/2016 7:26:36 PM Vial: 33
Method: ethanol quant.M Sequence: 03Nov16
Instrument: US14173023 CN14160045 Analyst: Langan
Data file: C:\Chem32\1\Data\03Nov16\133.D

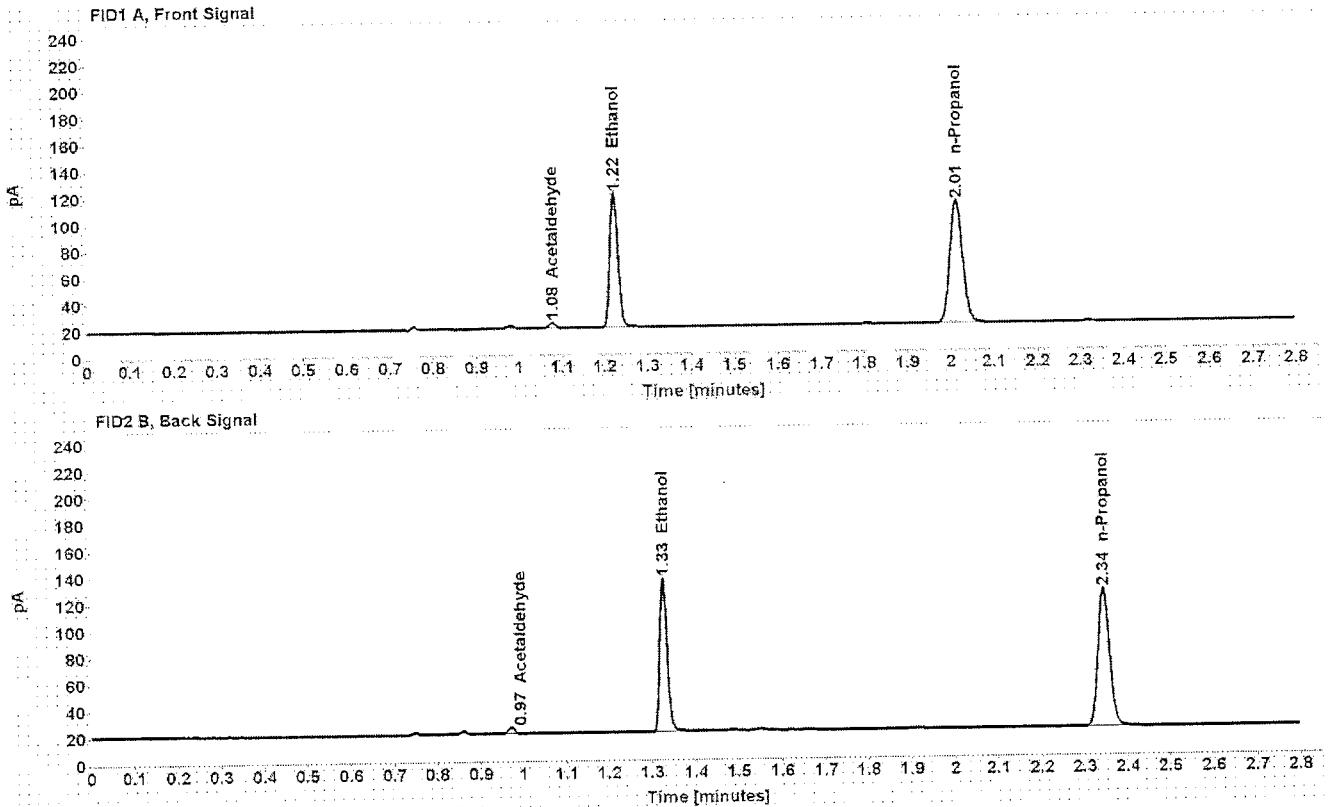


Table 1: FID 1 A (column DB-ALC1)

Compound	Amount (g/100mL)	Time (min)	Peak Area
Acetaldehyde	-----	1.077	4.273
>Ethanol	0.1901	1.223	133.168
n-Propanol	-----	2.013	188.491

Table 2: FID 2 B (column DB-ALC2)

Compound	Time (min)	Peak Area
Acetaldehyde	0.971	4.593
Ethanol	1.326	137.595
n-Propanol	2.344	194.558

Case: [REDACTED] User: alangan 11/4/2016

Scottsdale Police Department Crime Lab Volatiles Analysis

Sample:	[REDACTED]	Item number:	1095572
Injection date:	11/3/2016 7:30:36 PM	Vial:	34
Method:	ethanol quant.M	Sequence:	03Nov16
Instrument:	US14173023 CN14160045	Analyst:	Langan
Data file:	C:\Chem32\11\Data\03Nov16\34.D		

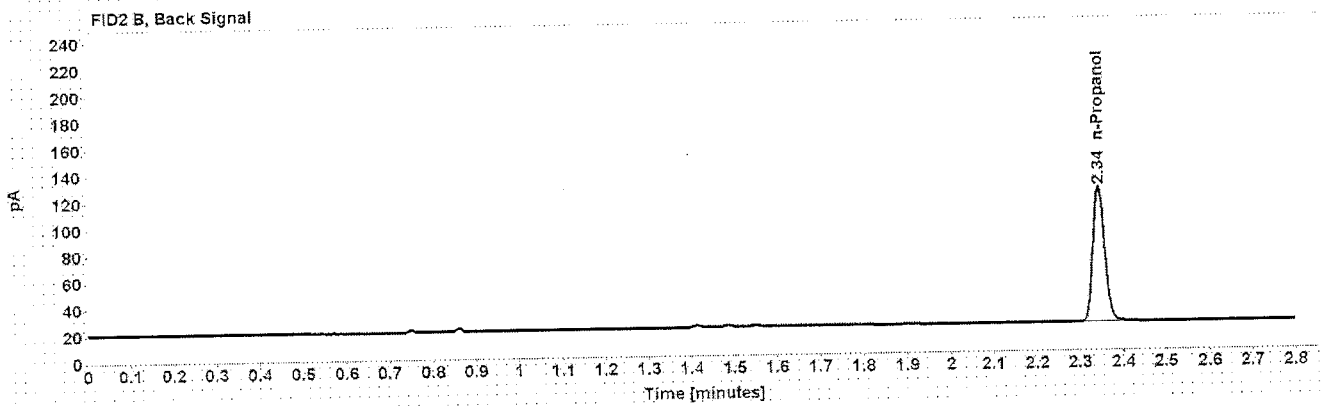
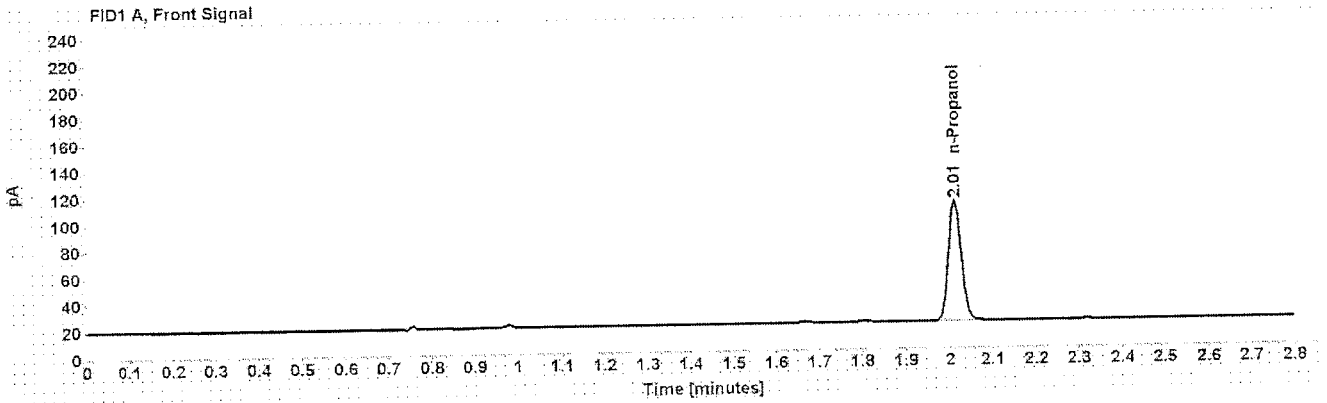


Table 1: FID 1 A (column DB-ALC1)

Compound	Amount (g/100mL)	Time (min)	Peak Area
n-Propanol	-----	2.013	185.333

Table 2: FID 2 B (column DB-ALC2)

Compound	Time (min)	Peak Area
n-Propanol	2.344	191.490

Case: [REDACTED] User: alangan 11/4/2016

Scottsdale Police Department Crime Lab Volatiles Analysis

Sample:	[REDACTED]	Item number:	1095572
Injection date:	11/3/2016 7:34:36 PM	Vial:	35
Method:	ethanol quant.M	Sequence:	03Nov16
Instrument:	US14173023 CN14160045	Analyst:	Langan
Data file:	C:\Chem32\1\Data\03Nov16\135.D		

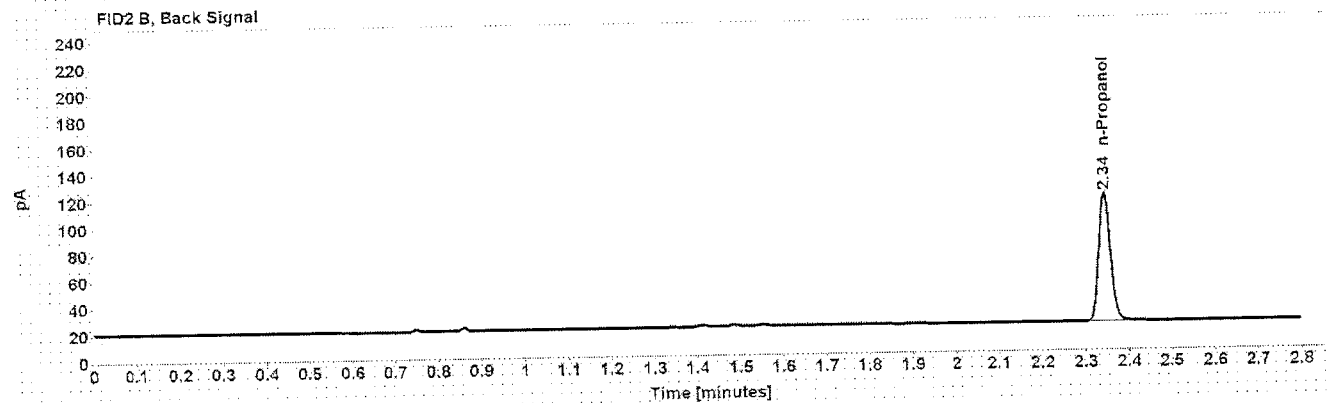
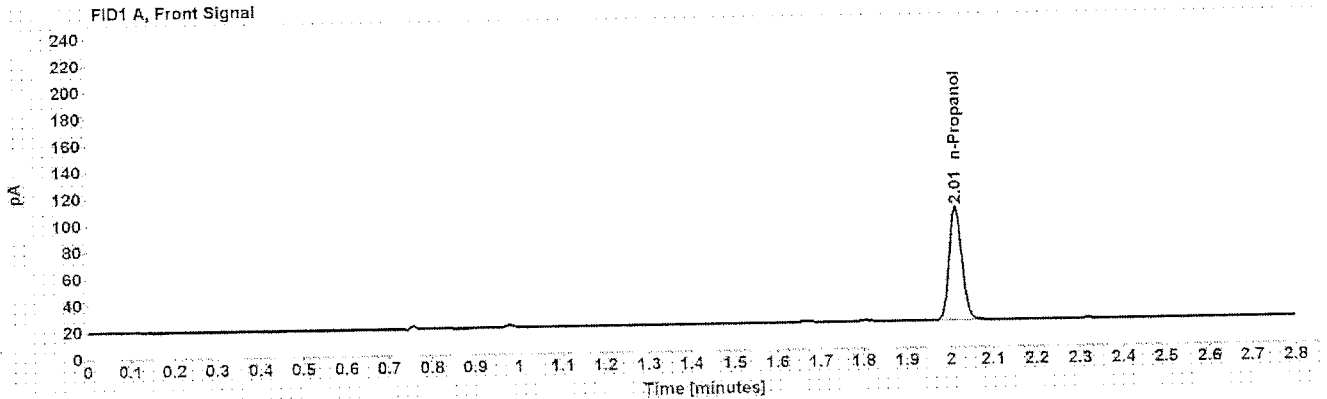


Table 1: FID 1 A (column DB-ALC1)

Compound	Amount (g/100mL)	Time (min)	Peak Area
n-Propanol	-----	2.014	175.133

Table 2: FID 2 B (column DB-ALC2)

Compound	Time (min)	Peak Area
n-Propanol	2.344	181.005

Case: [REDACTED] User: alangan 11/4/2016

Scottsdale Police Department Crime Lab Volatiles Analysis

Sample: [REDACTED] Item number: 1120523
Injection date: 11/3/2016 7:38:37 PM Vial: 36
Method: ethanol quant.M Sequence: 03Nov16
Instrument: US14173023 CN14160045 Analyst: Langan
Data file: C:\Chem32\1\Data\03Nov16\36.D

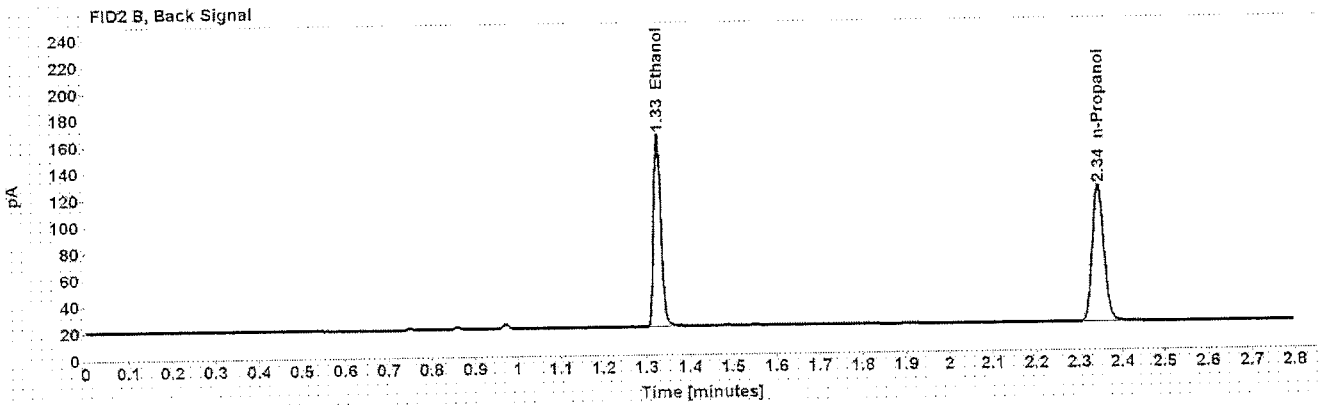
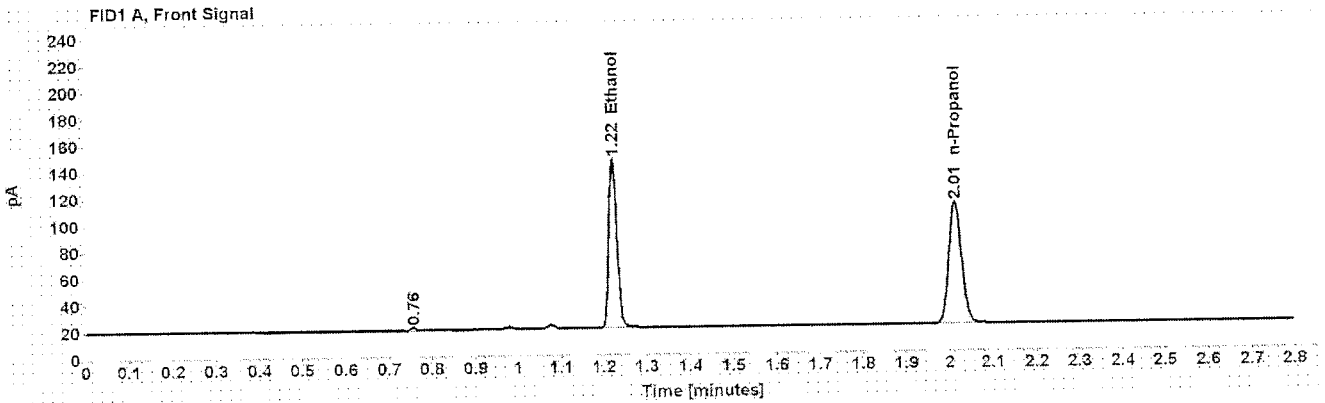


Table 1: FID 1 A (column DB-ALC1)

Compound	Amount (g/100mL)	Time (min)	Peak Area
>Ethanol	0.2397	1.223	167.140
n-Propanol	-----	2.014	187.703

Table 2: FID 2 B (column DB-ALC2)

Compound	Time (min)	Peak Area
Ethanol	1.326	172.903
n-Propanol	2.344	193.265

Case: [REDACTED] User: alangan 11/4/2016

Scottsdale Police Department Crime Lab Volatiles Analysis

Sample:	[REDACTED]	Item number:	1120523
Injection date:	11/3/2016 7:42:51 PM	Vial:	37
Method:	ethanol quant.M	Sequence:	03Nov16
Instrument:	US14173023 CN14160045	Analyst:	Langan
Data file:	C:\Chem32\1\Data\03Nov16\37.D		

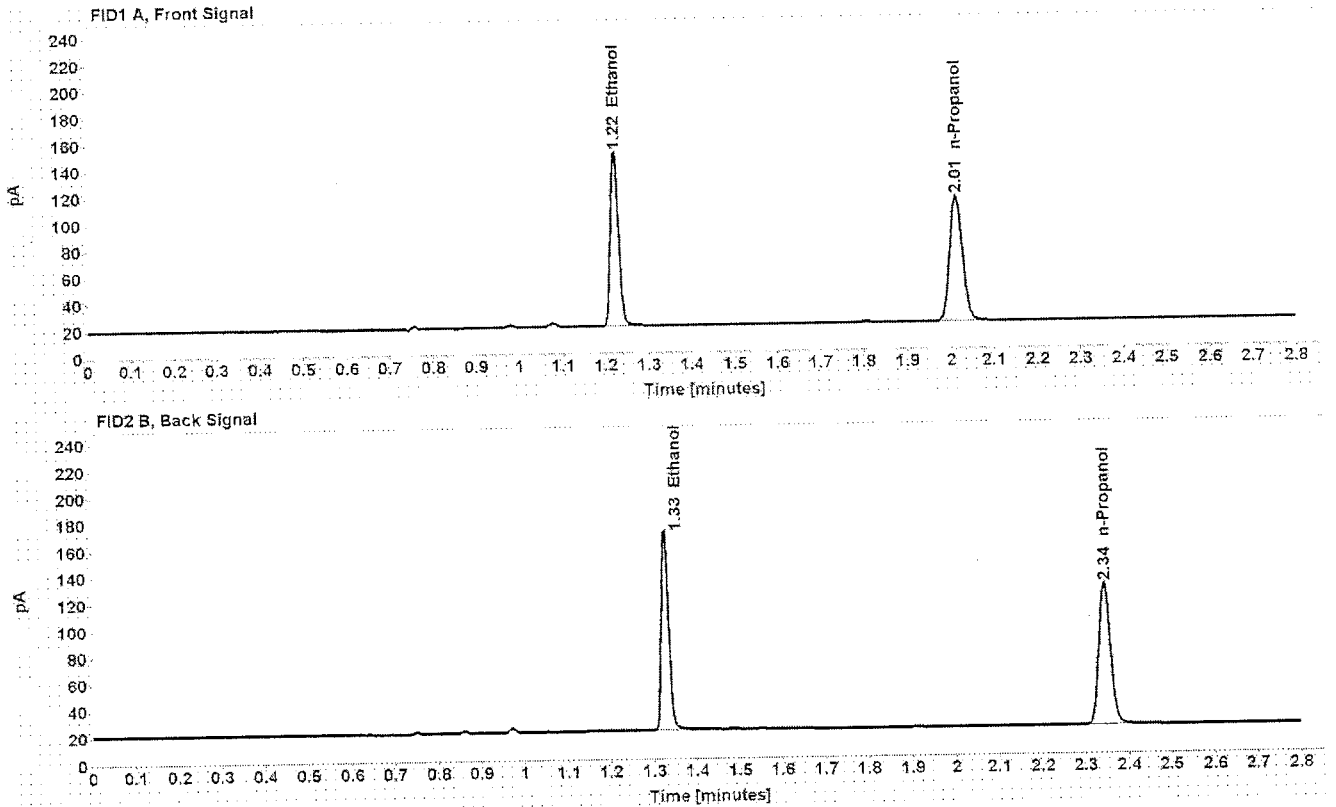


Table 1: FID 1 A (column DB-ALC1)

Compound	Amount (g/100mL)	Time (min)	Peak Area
>Ethanol	0.2407	1.223	172.479
n-Propanol	-----	2.014	192.912

Table 2: FID 2 B (column DB-ALC2)

Compound	Time (min)	Peak Area
Ethanol	1.326	178.468
n-Propanol	2.345	198.878

Case: [REDACTED] User: alangan 11/4/2016

Scottsdale Police Department Crime Lab Volatiles Analysis

Sample:	[REDACTED]	Item number:	1121224
Injection date:	11/3/2016 7:46:51 PM	Vial:	38
Method:	ethanol quant.M	Sequence:	03Nov16
Instrument:	US14173023 CN14160045	Analyst:	Langan
Data file:	C:\Chem32\1\Data\03Nov16\38.D		

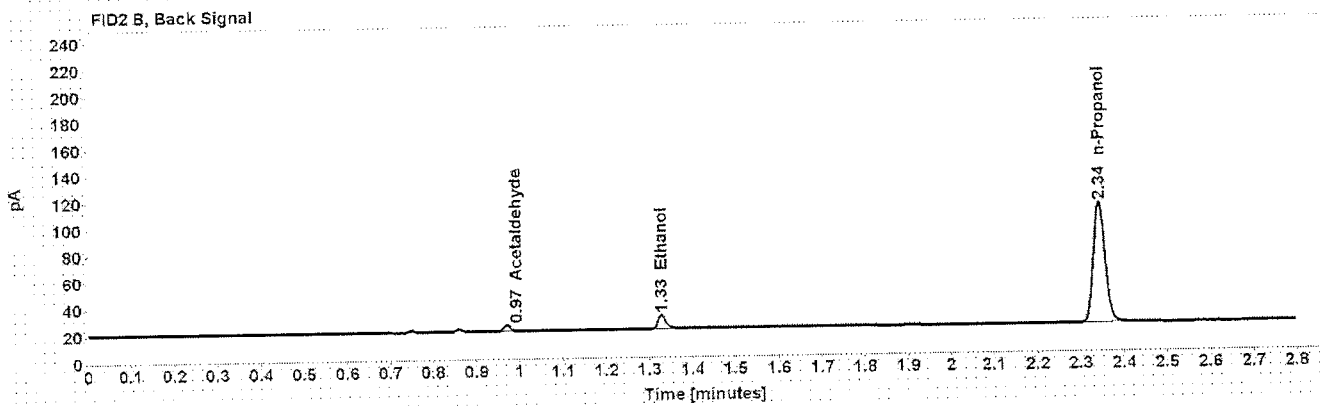
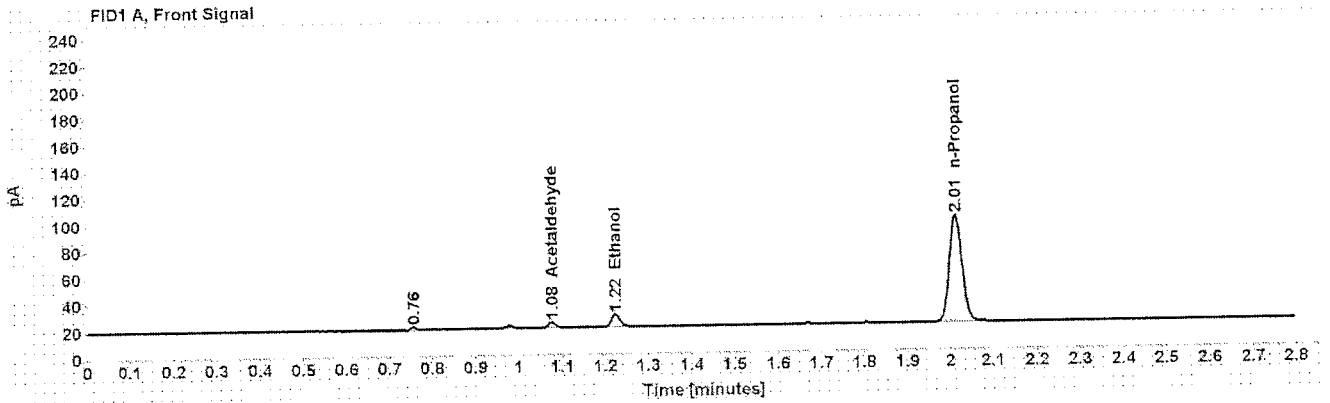


Table 1: FID 1 A (column DB-ALC1)

Compound	Amount (g/100mL)	Time (min)	Peak Area
Acetaldehyde	-----	1.077	4.178
>Ethanol	0.0199	1.224	12.298
n-Propanol	-----	2.013	164.948

Table 2: FID 2 B (column DB-ALC2)

Compound	Time (min)	Peak Area
Acetaldehyde	0.971	4.523
Ethanol	1.328	12.891
n-Propanol	2.344	170.068

Case: [REDACTED] User: alangan 11/4/2016

Scottsdale Police Department Crime Lab Volatiles Analysis

Sample: [REDACTED] Item number: 1121224
Injection date: 11/3/2016 7:50:51 PM Vial: 39
Method: ethanol quant.M Sequence: 03Nov16
Instrument: US14173023 CN14160045 Analyst: Langan
Data file: C:\Chem32\1\Data\03Nov16\39.D

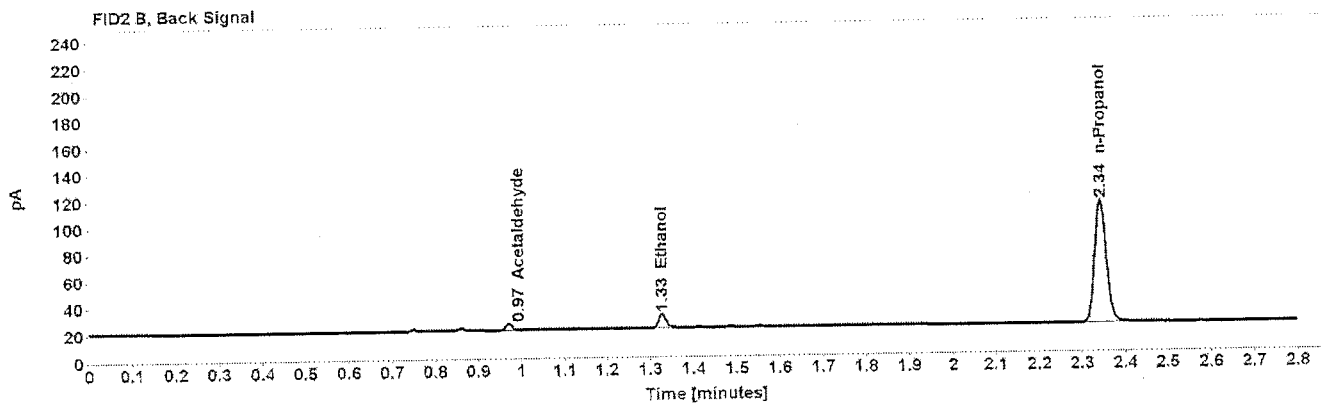
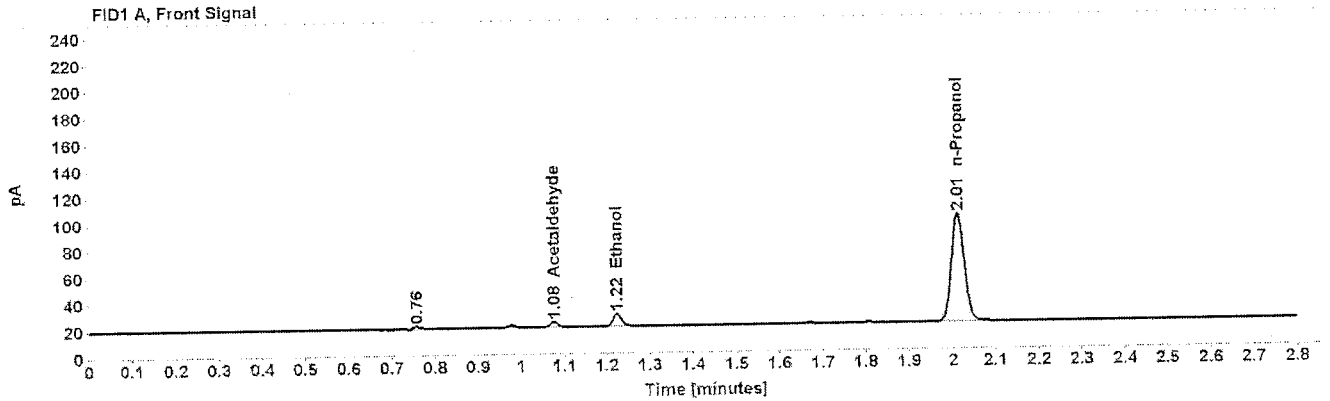


Table 1: FID 1 A (column DB-ALC1)

Compound	Amount (g/100mL)	Time (min)	Peak Area
Acetaldehyde	-----	1.076	4.203
>Ethanol	0.0199	1.224	12.428
n-Propanol	-----	2.013	166.925

Table 2: FID 2 B (column DB-ALC2)

Compound	Time (min)	Peak Area
Acetaldehyde	0.971	4.566
Ethanol	1.328	13.043
n-Propanol	2.343	172.163

Case: [REDACTED] User: alangan 11/4/2016

Scottsdale Police Department Crime Lab Volatiles Analysis

Sample: [REDACTED] Item number: 1121003
Injection date: 11/3/2016 7:54:51 PM Vial: 40
Method: ethanol quant.M Sequence: 03Nov16
Instrument: US14173023 CN14160045 Analyst: Langan
Data file: C:\Chem3211\Data\03Nov16\40.D

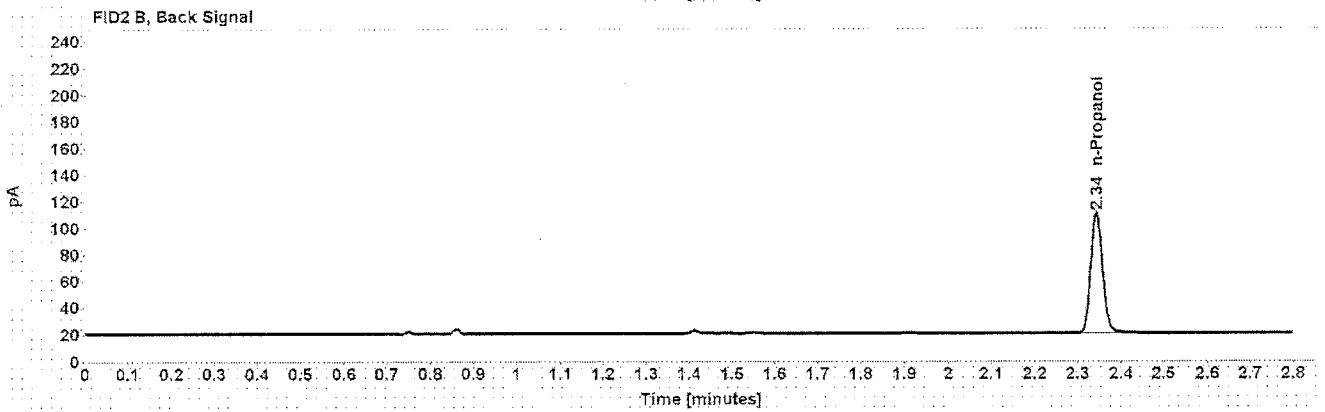
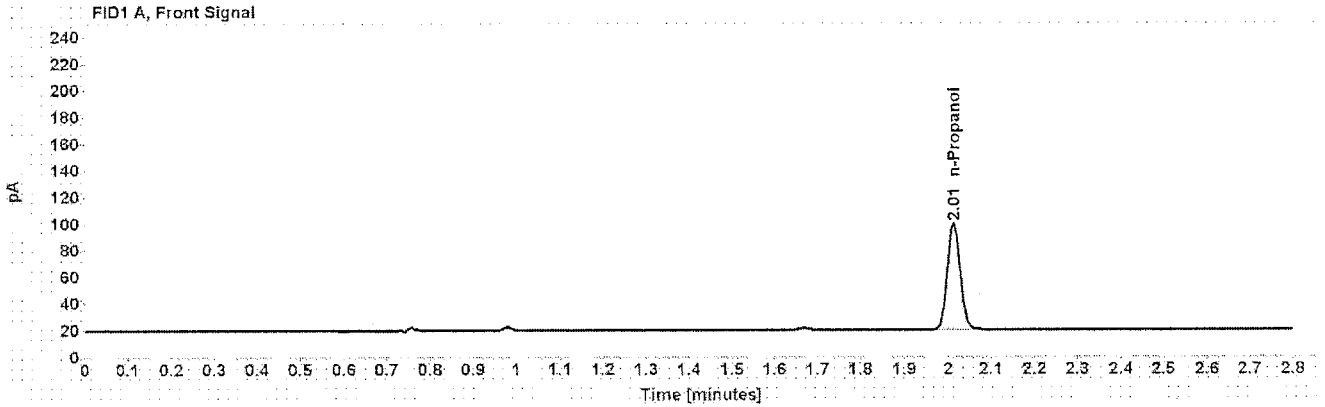


Table 1: FID 1 A (column DB-ALC1)

Compound	Amount (g/100mL)	Time (min)	Peak Area
n-Propanol	-----	2.013	165.056

Table 2: FID 2 B (column DB-ALC2)

Compound	Time (min)	Peak Area
n-Propanol	2.343	170.531

Case [REDACTED] User: alangan 11/4/2016

Scottsdale Police Department Crime Lab Volatiles Analysis

Sample:	[REDACTED]	Item number:	1121003
Injection date:	11/3/2016 7:58:51 PM	Vial:	41
Method:	ethanol quant.M	Sequence:	03Nov16
Instrument:	US14173023 CN14160045	Analyst:	Langan
Data file:	C:\Chem32\11\Data\03Nov16\41.D		

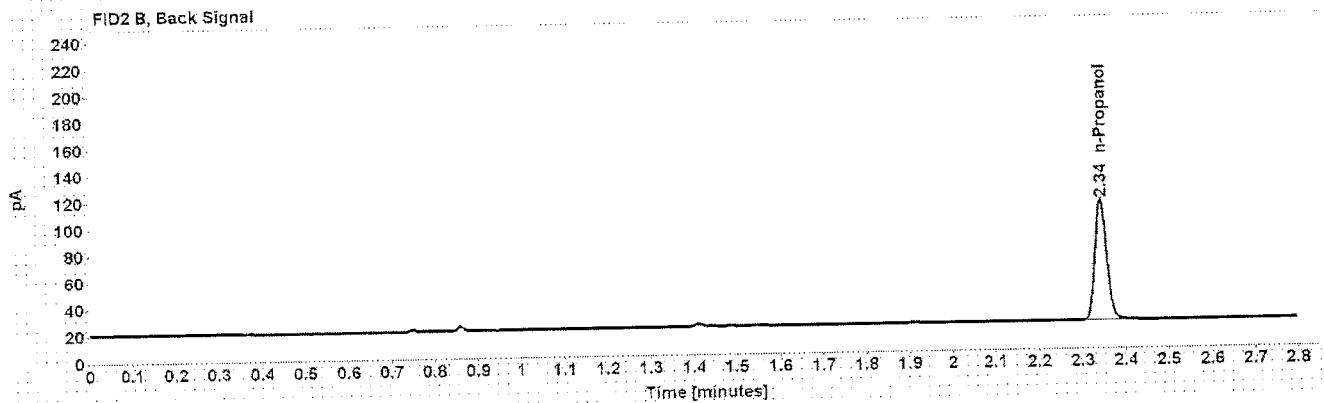
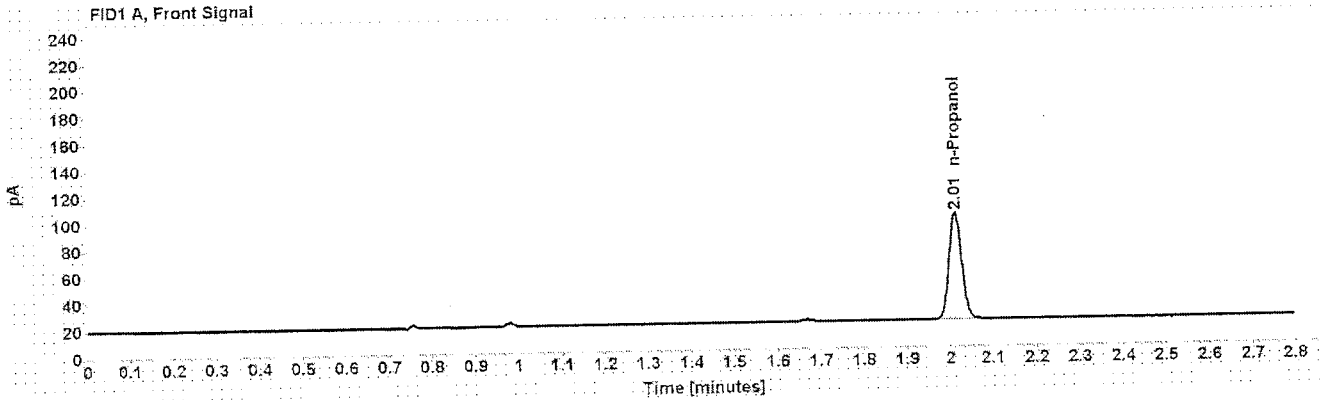


Table 1: FID 1 A (column DB-ALC1)

Compound	Amount (g/100mL)	Time (min)	Peak Area
n-Propanol	-----	2.013	165.397

Table 2: FID 2 B (column DB-ALC2)

Compound	Time (min)	Peak Area
n-Propanol	2.343	170.686

Scottsdale Police Department Crime Lab Volatiles Analysis

Sample: [REDACTED]	Item number: 1094730
Injection date: 11/3/2016 8:07:07 PM	Vial: 43
Method: ethanol quant.M	Sequence: 03Nov16
Instrument: US14173023 CN14160045	Analyst: Langan
Data file: C:\Chem32\1\Data\03Nov16\43.D	

Dissemination is restricted to Criminal Justice Agencies and authorized Non-C.J. Agencies ONLY. Secondary dissemination to unauthorized agencies is PROHIBITED.
Scottsdale City Prosecutor

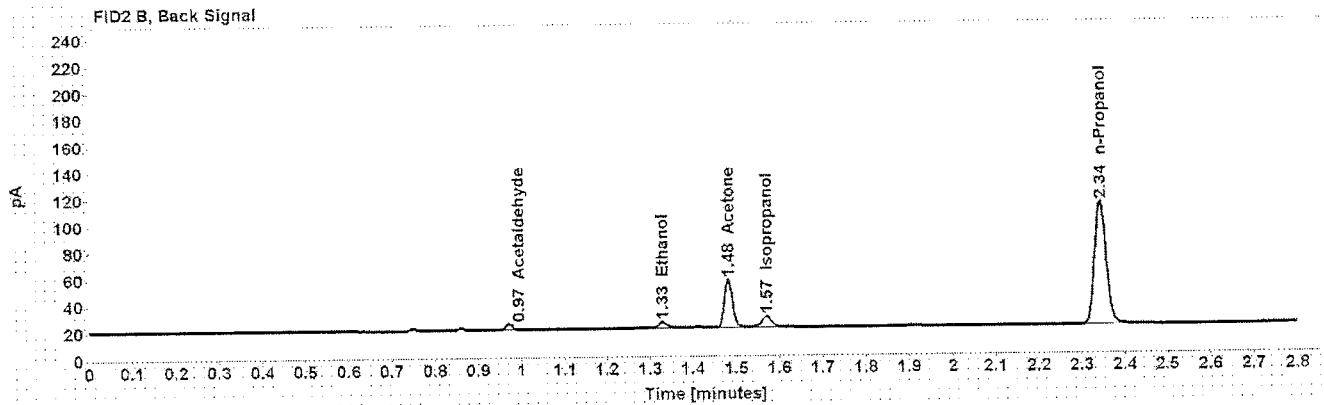
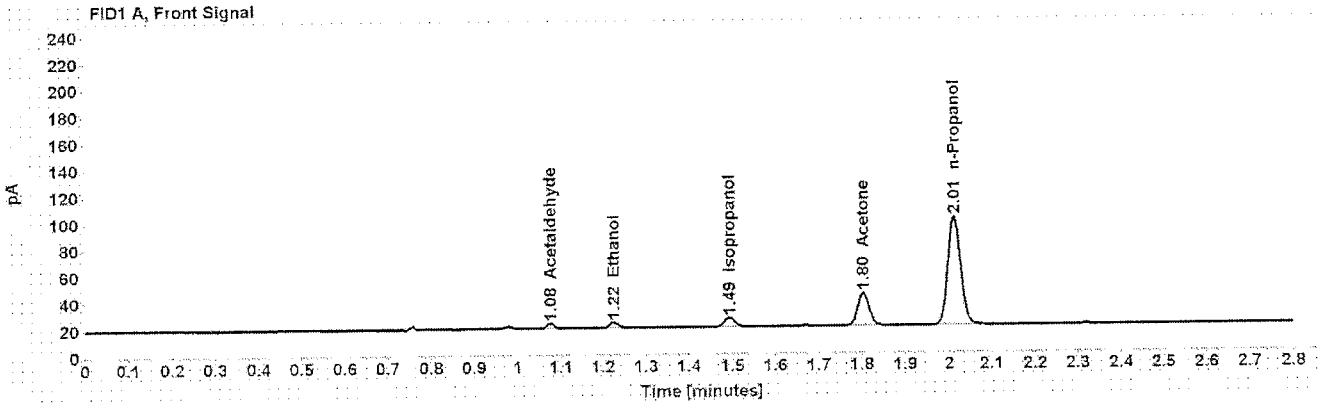


Table 1: FID 1 A (column DB-ALC1)

Compound	Amount (g/100mL)	Time (min)	Peak Area
Acetaldehyde	-----	1.076	4.074
>Ethanol	0.0083	1.225	5.304
Isopropanol	-----	1.493	11.109
Acetone	-----	1.803	44.748
n-Propanol	-----	2.013	168.024

Table 2: FID 2 B (column DB-ALC2)

Compound	Time (min)	Peak Area
Acetaldehyde	0.971	4.408
Ethanol	1.329	5.912
Acetone	1.481	46.558
Isopropanol	1.570	12.752
n-Propanol	2.343	173.336

Case: [REDACTED] User: alangan 11/4/2016

Scottsdale Police Department Crime Lab Volatiles Analysis

Sample: [REDACTED]	Item number: 1094730
Injection date: 11/3/2016 3:11:07 PM	Vial: 44
Method: ethanol quant.M	Sequence: 03Nov16
Instrument: US14173023 CN14160045	Analyst: Langan
Data file: C:\Chem321\1>Data\03Nov16\44.D	

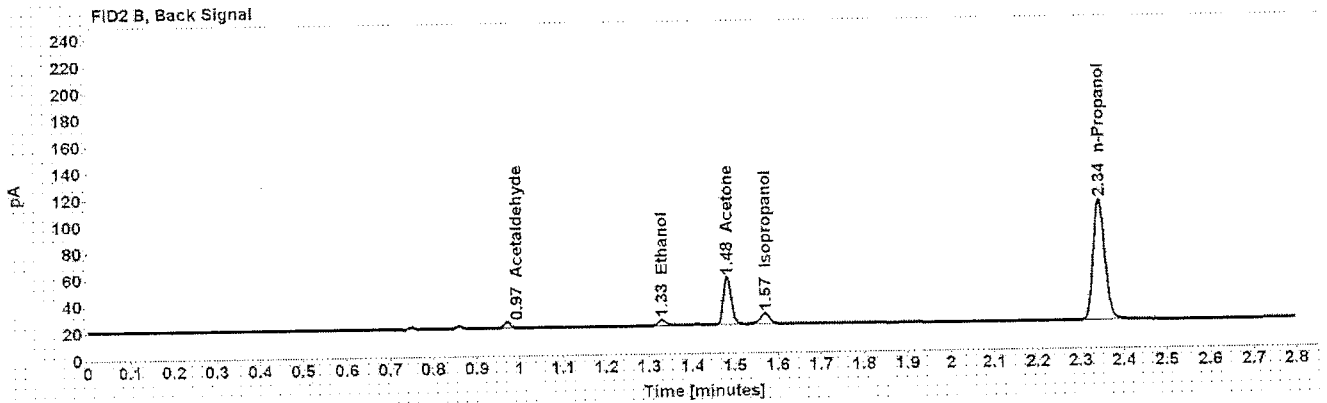
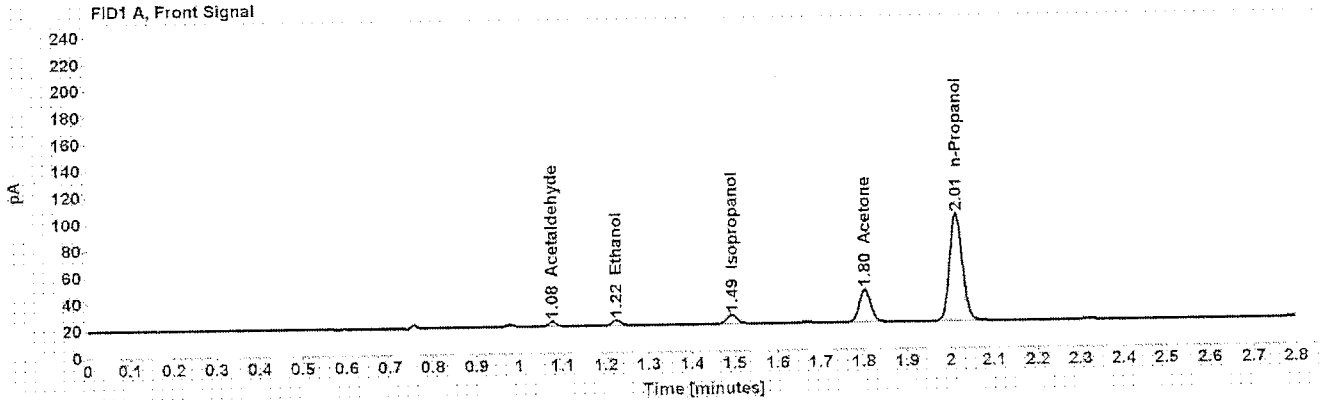


Table 1: FID 1 A (column DB-ALC1)

Compound	Amount (g/100mL)	Time (min)	Peak Area
Acetaldehyde	-----	1.076	4.179
>Ethanol	0.0084	1.225	5.288
Isopropanol	-----	1.493	11.068
Acetone	-----	1.803	44.660
n-Propanol	-----	2.013	165.615

Table 2: FID 2 B (column DB-ALC2)

Compound	Time (min)	Peak Area
Acetaldehyde	0.971	4.465
Ethanol	1.329	5.632
Acetone	1.481	46.321
Isopropanol	1.570	12.890
n-Propanol	2.344	170.844

Case: ██████████ User: alangan 11/4/2016

Scottsdale Police Department Crime Lab Volatiles Analysis

Sample: ██████████	Item number: 1121709
Injection date: 11/3/2016 8:15:07 PM	Vial: 45
Method: ethanol quant.M	Sequence: 03Nov16
Instrument: US14173023 CN14160045	Analyst: Langan
Data file: C:\Chem32\1\Data\03Nov16\45.D	

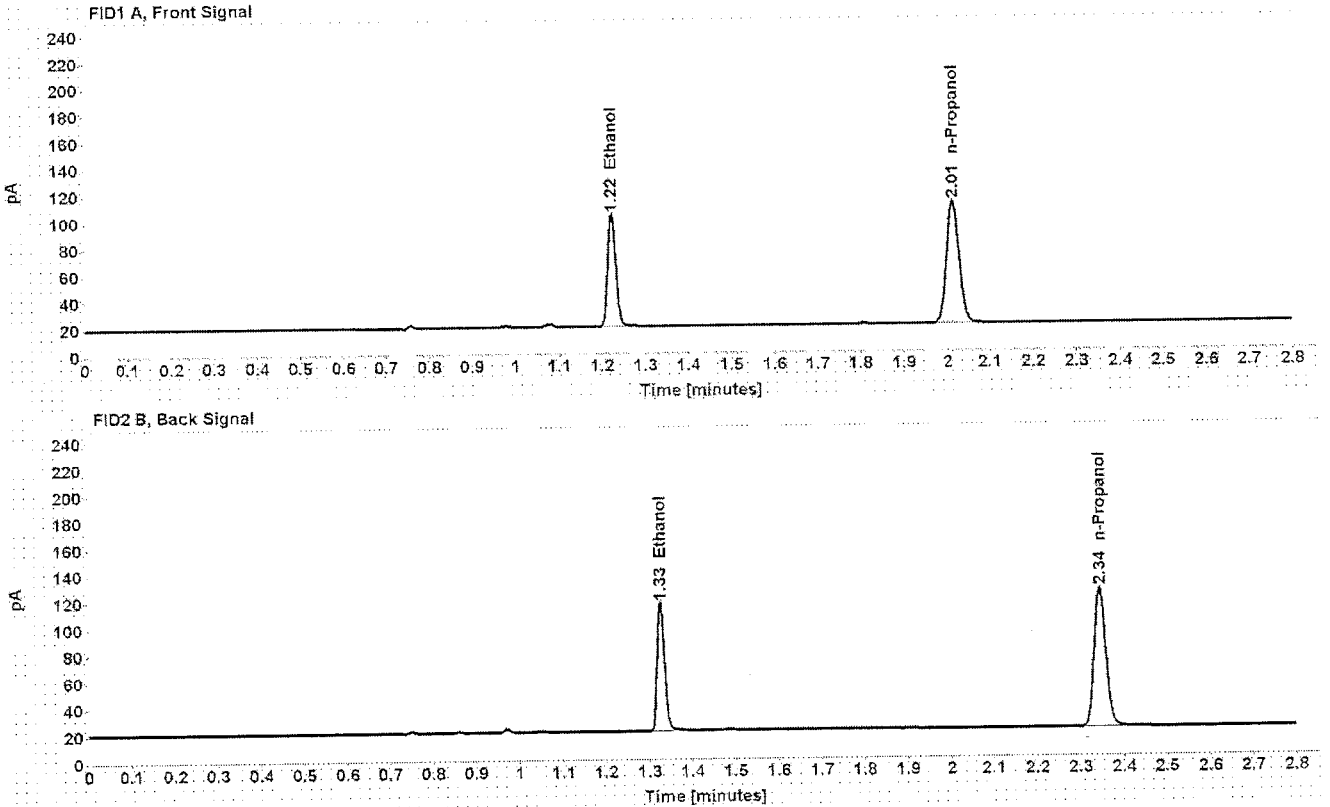


Table 1: FID 1 A (column DB-ALC1)

Compound	Amount (g/100mL)	Time (min)	Peak Area
>Ethanol	0.1580	1.223	111.059
n-Propanol	-----	2.014	189.153

Table 2: FID 2 B (column DB-ALC2)

Compound	Time (min)	Peak Area
Ethanol	1.326	114.695
n-Propanol	2.345	195.058

Scottsdale Police Department Crime Lab Volatiles Analysis

Sample:	[REDACTED]	Item number:	1121709
Injection date:	11/3/2016 8:19:07 PM	Vial:	46
Method:	ethanol quant.M	Sequence:	03Nov16
Instrument:	US14173023 CN14160045	Analyst:	Langan
Data file:	C:\Chem32\11\Data\03Nov16\46.D		

Dissemination is restricted to Criminal Justice Agencies and authorized Non-C.J. Agencies ONLY. Secondary dissemination to unauthorized agencies is PROHIBITED.
Scottsdale City Prosecutor

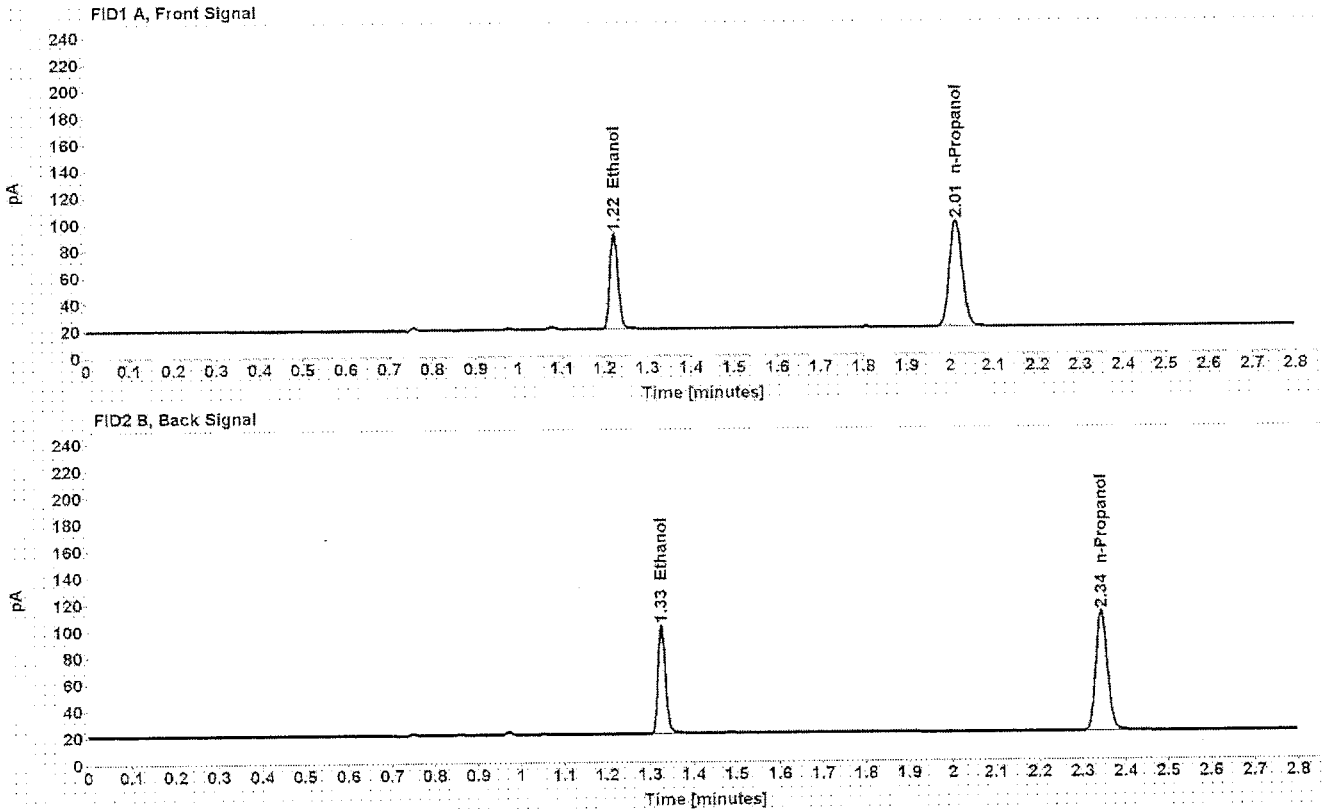


Table 1: FID 1 A (column DB-ALC1)

Compound	Amount (g/100mL)	Time (min)	Peak Area
>Ethanol	0.1547	1.223	94.802
n-Propanol	-----	2.013	164.875

Table 2: FID 2 B (column DB-ALC2)

Compound	Time (min)	Peak Area
Ethanol	1.326	97.809
n-Propanol	2.344	169.823

Case: [REDACTED] User: alangan 11/4/2016

Scottsdale Police Department Crime Lab Volatiles Analysis

Sample: [REDACTED]	Item number: 1117589
Injection date: 11/3/2016 8:23:07 PM	Vial: 47
Method: ethanol quant.M	Sequence: 03Nov16
Instrument: US14173023 CN14160045	Analyst: Langan
Data file: C:\Chem32\1\Data\03Nov16\47.D	

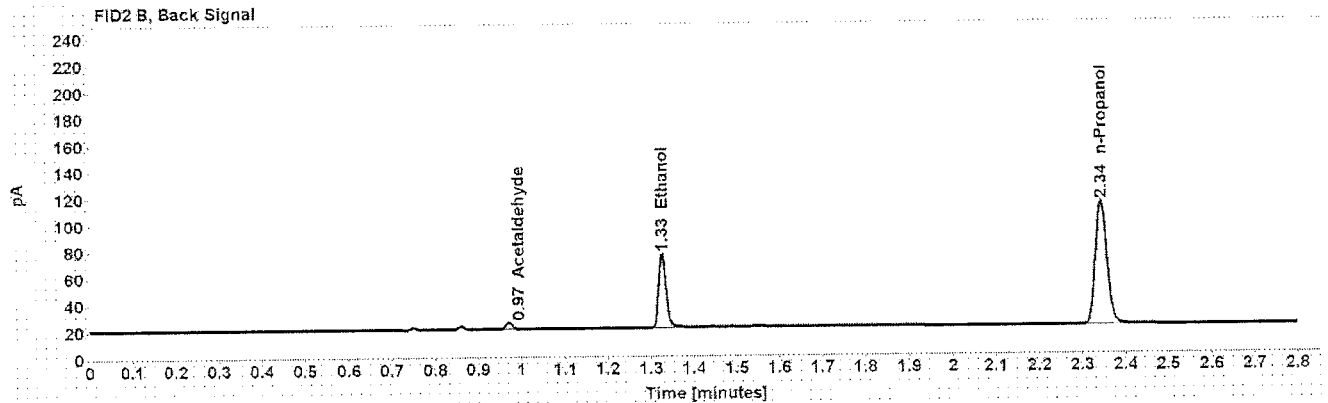
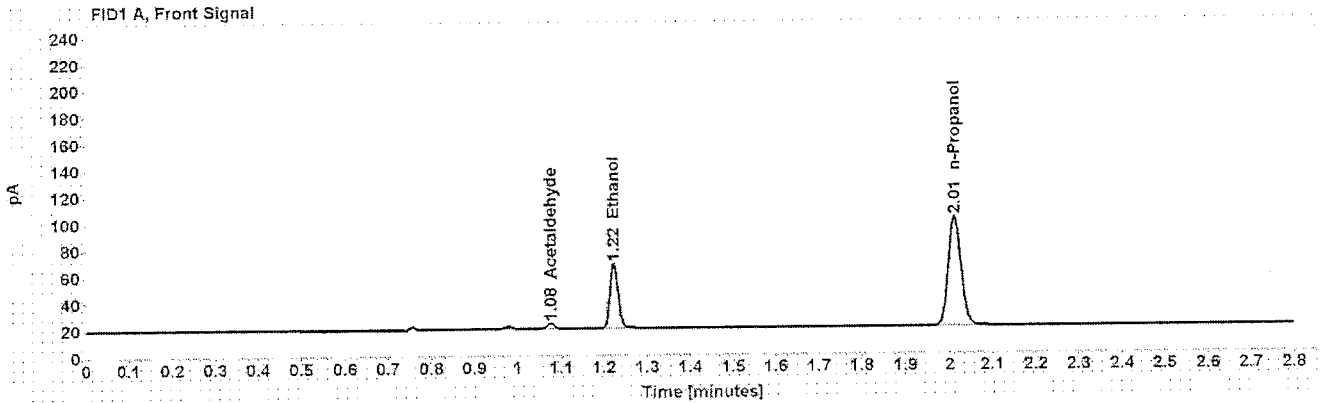


Table 1: FID 1 A (column DB-ALC1)

Compound	Amount (g/100mL)	Time (min)	Peak Area
Acetaldehyde	-----	1.077	4.629
>Ethanol	0.1027	1.223	64.372
n-Propanol	-----	2.013	168.480

Table 2: FID 2 B (column DB-ALC2)

Compound	Time (min)	Peak Area
Acetaldehyde	0.971	4.983
Ethanol	1.326	66.536
n-Propanol	2.344	173.768

Case: [REDACTED] User: alangan 11/4/2016

Scottsdale Police Department Crime Lab Volatiles Analysis

Sample: [REDACTED] Item number: 1117589
Injection date: 11/3/2016 8:27:07 PM Vial: 48
Method: ethanol quant.M Sequence: 03Nov16
Instrument: US14173023 CN14160045 Analyst: Langan
Data file: C:\Chem32\1\Data\03Nov16\48.D

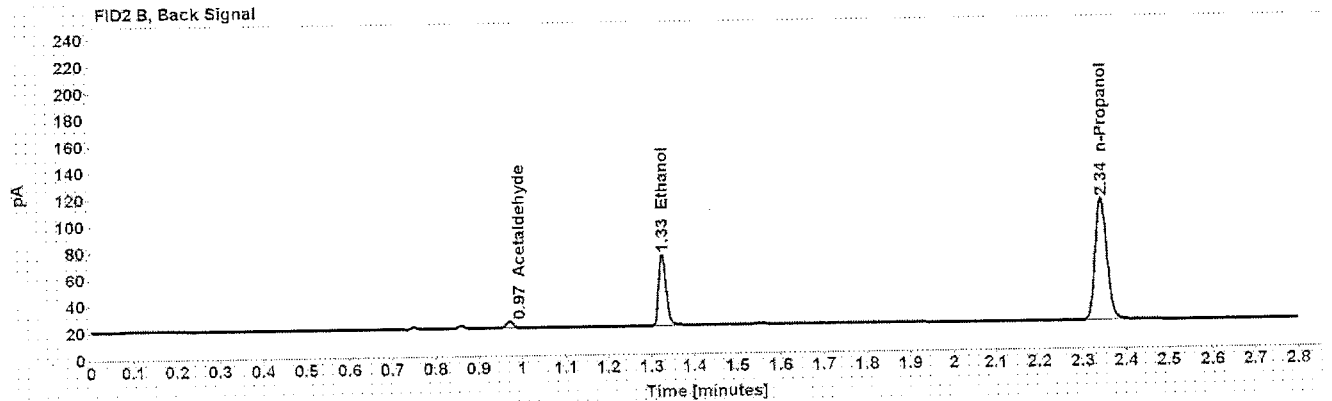
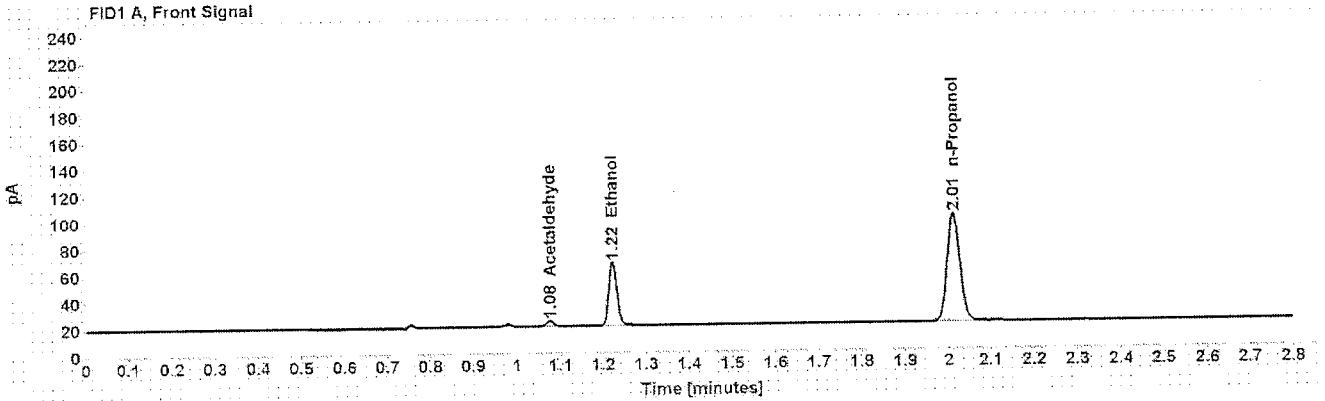


Table 1: FID 1 A (column DB-ALC1)

Compound	Amount (g/100mL)	Time (min)	Peak Area
Acetaldehyde	-----	1.076	4.557
>Ethanol	0.1012	1.223	62.788
n-Propanol	-----	2.013	166.825

Table 2: FID 2 B (column DB-ALC2)

Compound	Time (min)	Peak Area
Acetaldehyde	0.971	4.902
Ethanol	1.325	64.642
n-Propanol	2.343	171.990

Case: [REDACTED] User: alangan 11/4/2016

Scottsdale Police Department Crime Lab Volatiles Analysis

Sample: [REDACTED] Item number: 1118482
Injection date: 11/3/2016 8:31:22 PM Via: 49
Method: ethanol quant.M Sequence: 03Nov16
Instrument: US14173023 CN14160045 Analyst: Langan
Data file: C:\Chem32\1\Data\03Nov16\49.D

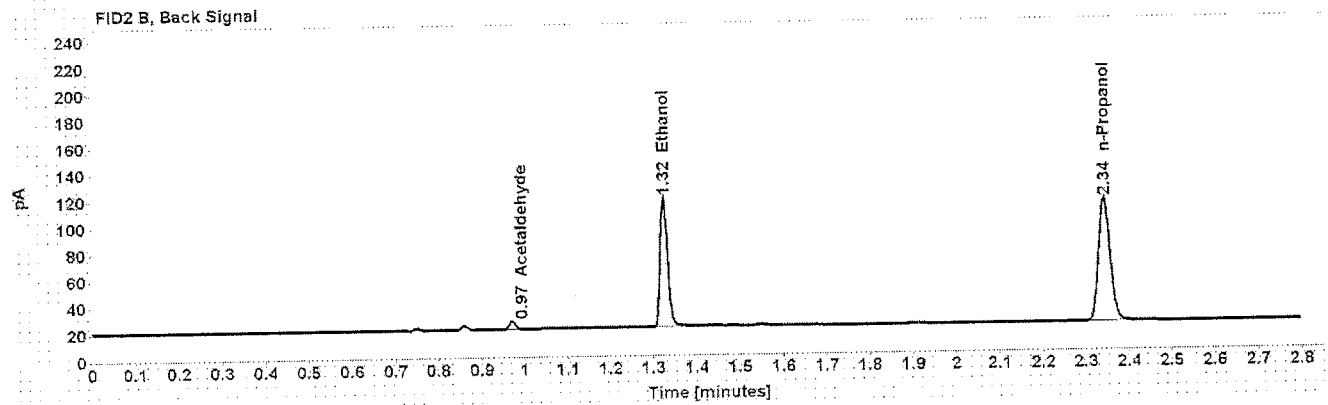
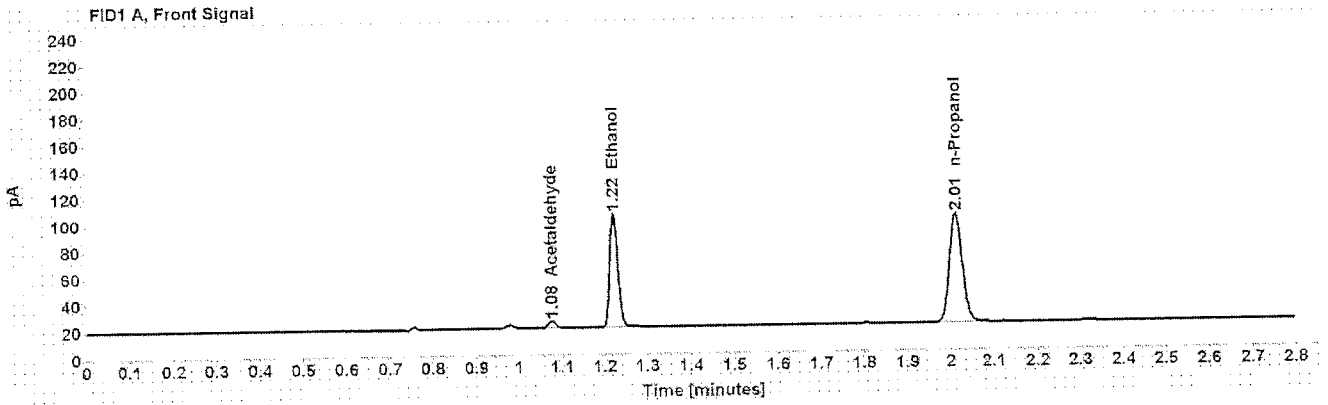


Table 1: FID 1 A (column DB-ALC1)

Compound	Amount (g/100mL)	Time (min)	Peak Area
Acetaldehyde	-----	1.076	5.659
>Ethanol	0.1802	1.222	112.913
n-Propanol	-----	2.013	168.647

Table 2: FID 2 B (column DB-ALC2)

Compound	Time (min)	Peak Area
Acetaldehyde	0.971	6.149
Ethanol	1.325	116.895
n-Propanol	2.343	174.271

Scottsdale Police Department Crime Lab Volatiles Analysis

Sample:	[REDACTED]	Item number:	1118482
Injection date:	11/3/2016 8:35:22 PM	Vial:	50
Method:	ethanol quant.M	Sequence:	03Nov16
Instrument:	US14173023 CN14160045	Analyst:	Langan
Data file:	C:\Chem32\1\1\Data\03Nov16\50.D		

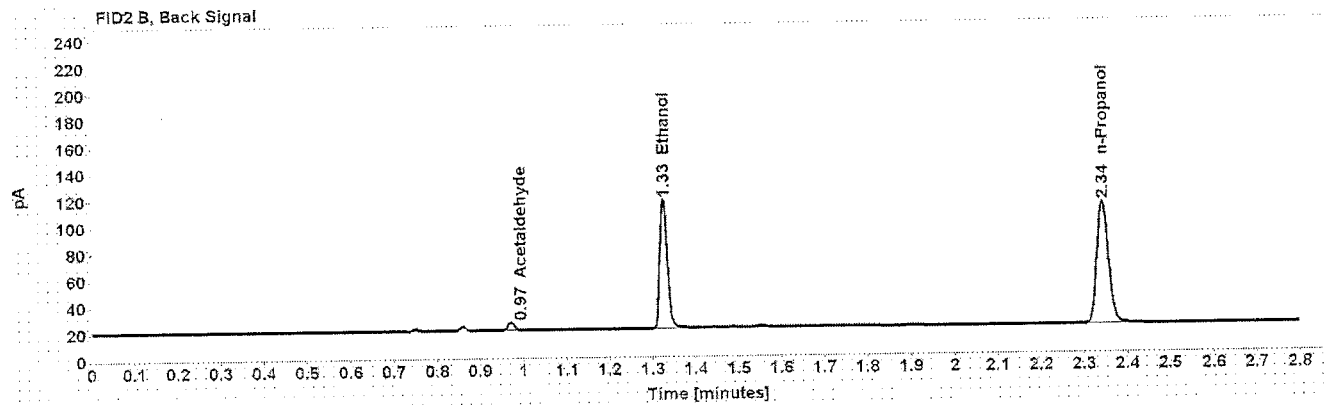
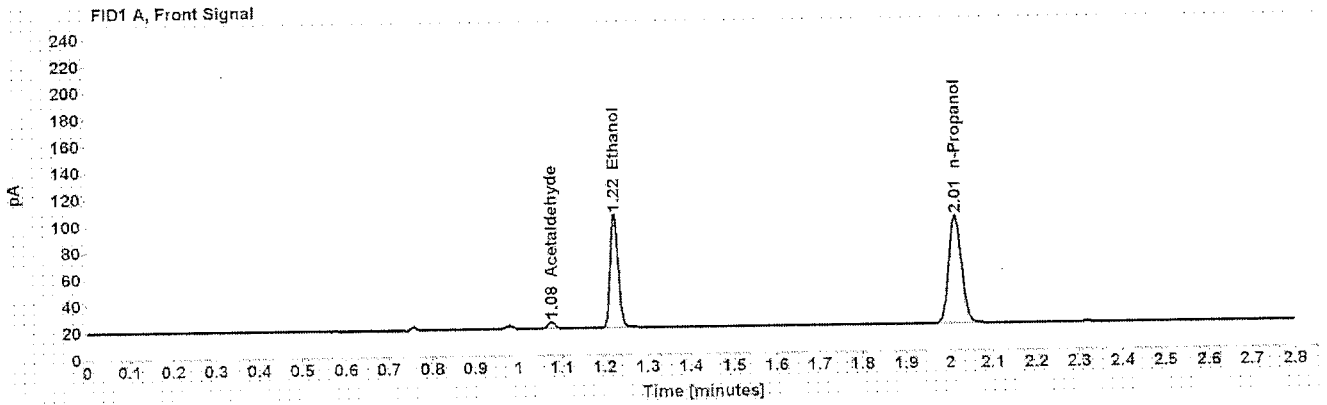


Table 1: FID 1 A (column DB-ALC1)

Compound	Amount (g/100mL)	Time (min)	Peak Area
Acetaldehyde	-----	1.077	5.619
>Ethanol	0.1812	1.223	112.607
n-Propanol	-----	2.013	167.221

Table 2: FID 2 B (column DB-ALC2)

Compound	Time (min)	Peak Area
Acetaldehyde	0.971	6.012
Ethanol	1.325	116.230
n-Propanol	2.344	172.794

Case: [REDACTED] User: alangan 11/4/2016

Scottsdale Police Department Crime Lab Volatiles Analysis

Sample:	[REDACTED]	Item number:	1117795
Injection date:	11/3/2016 8:39:22 PM	Vial:	51
Method:	ethanol quant.M	Sequence:	03Nov16
Instrument:	US14173023 CN14160045	Analyst:	Langan
Data file:	C:\Chem32\1>Data\03Nov16\51.D		

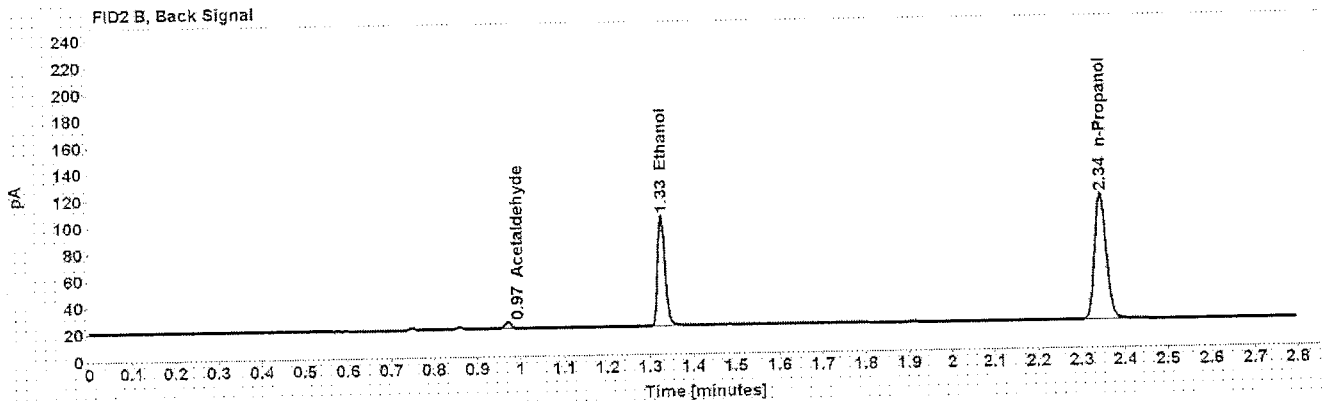
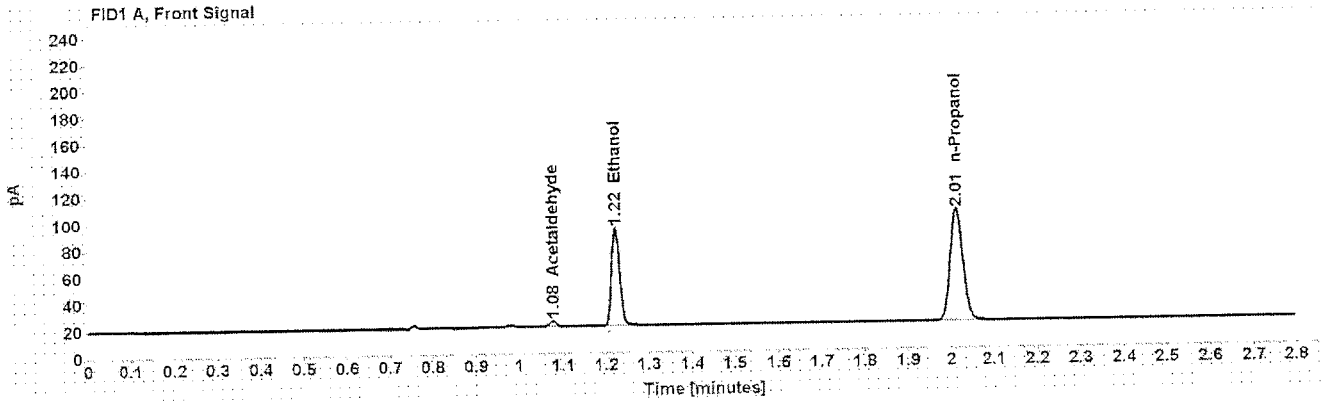


Table 1: FID 1 A (column DB-ALC1)

Compound	Amount (g/100mL)	Time (min)	Peak Area
Acetaldehyde	-----	1.077	4.365
>Ethanol	0.1508	1.223	96.501
n-Propanol	-----	2.014	172.128

Table 2: FID 2 B (column DB-ALC2)

Compound	Time (min)	Peak Area
Acetaldehyde	0.971	4.688
Ethanol	1.326	99.632
n-Propanol	2.344	177.483

Scottsdale Police Department Crime Lab Volatiles Analysis

Sample: [REDACTED]	Item number: 1117795
Injection date: 11/3/2016 8:43:22 PM	Vial: 52
Method: ethanol quant.M	Sequence: 03Nov16
Instrument: US14173023 CN14160045	Analyst: Langan
Data file: C:\Chem32\11\Data\03Nov16\52.D	

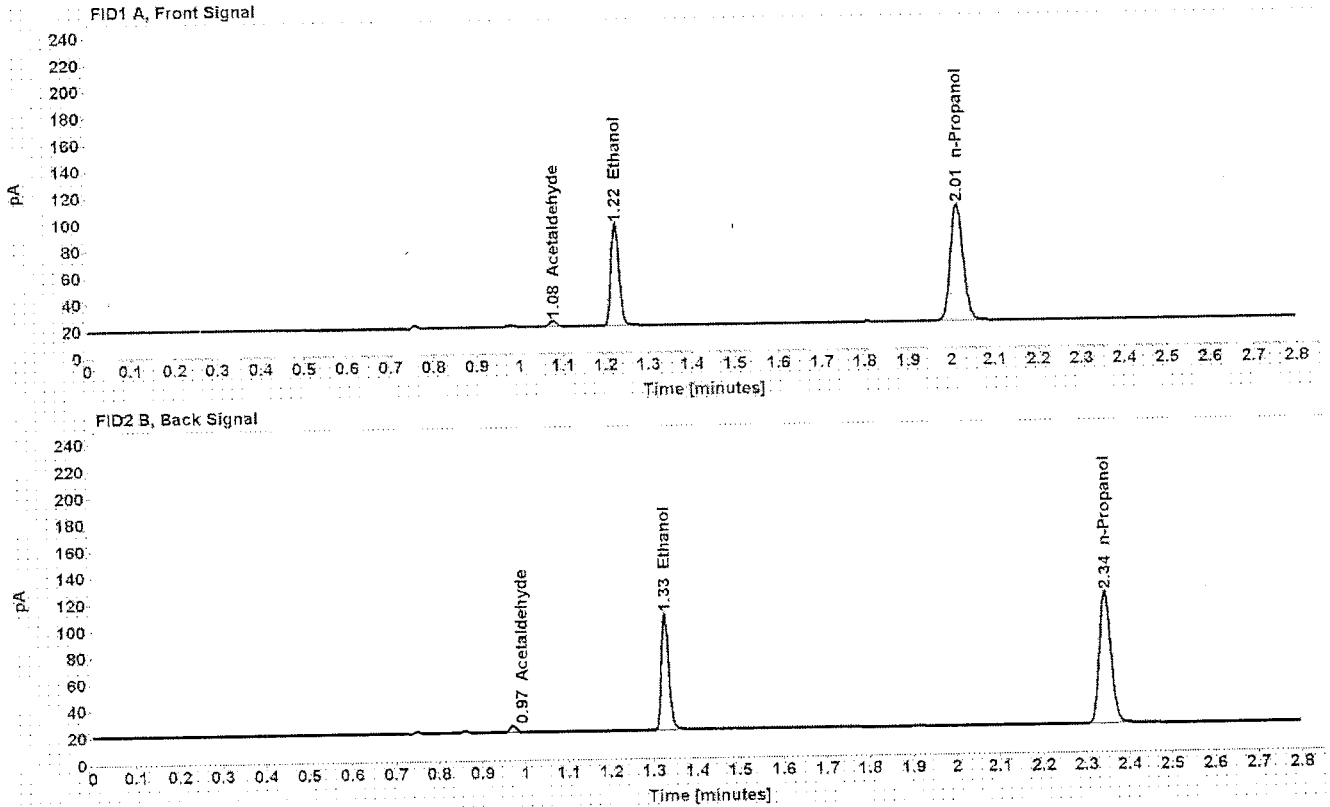


Table 1: FID 1 A (column DB-ALC1)

Compound	Amount (g/100mL)	Time (min)	Peak Area
Acetaldehyde	-----	1.077	4.490
>Ethanol	0.1504	1.223	101.036
n-Propanol	-----	2.014	180.743

Table 2: FID 2 B (column DB-ALC2)

Compound	Time (min)	Peak Area
Acetaldehyde	0.971	4.831
Ethanol	1.326	104.235
n-Propanol	2.345	186.438

Case: [REDACTED] User: alangan 11/4/2016

Scottsdale Police Department Crime Lab Volatiles Analysis

Sample: [REDACTED] Item number: 1121352
Injection date: 11/3/2016 8:51:22 PM Vial: 54
Method: ethanol quant.M Sequence: 03Nov16
Instrument: US14173023 CN14160045 Analyst: Langan
Data file: C:\Chem32\14Data\03Nov16\54.D

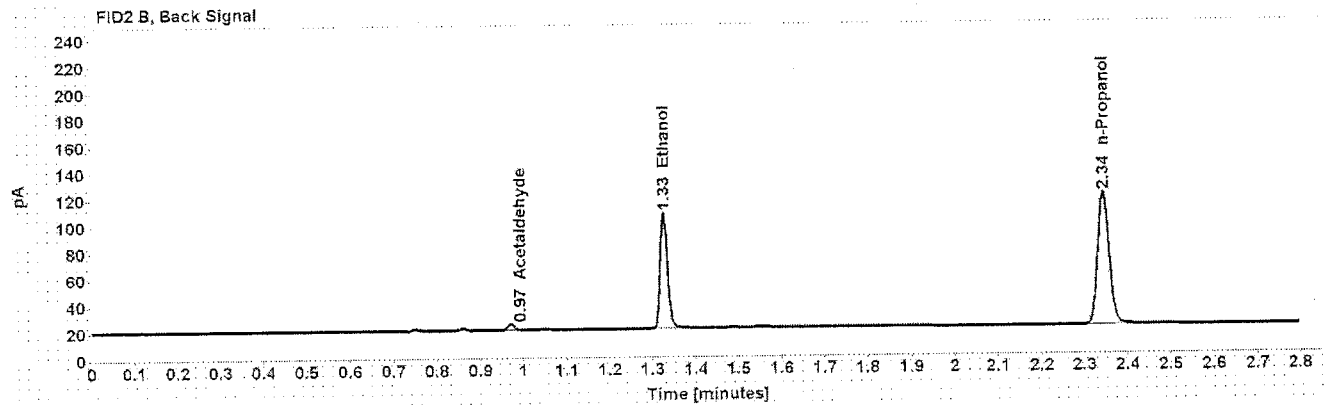
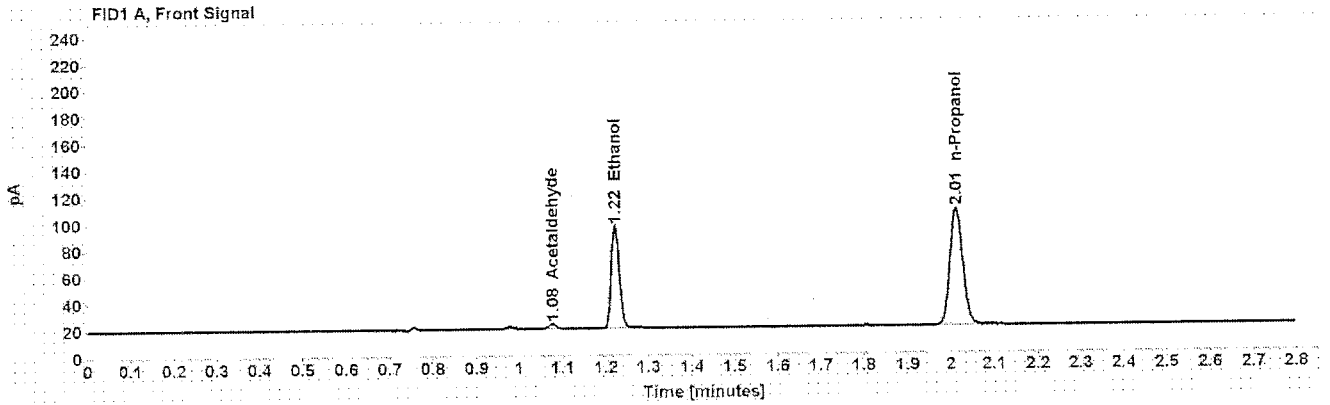


Table 1: FID 1 A (column DB-ALC1)

Compound	Amount (g/100mL)	Time (min)	Peak Area
Acetaldehyde	-----	1.077	3.915
>Ethanol	0.1500	1.223	100.941
n-Propanol	-----	2.014	181.023

Table 2: FID 2 B (column DB-ALC2)

Compound	Time (min)	Peak Area
Acetaldehyde	0.971	4.193
Ethanol	1.326	104.239
n-Propanol	2.344	186.274

Case: [REDACTED] User: alangan 11/4/2016

Scottsdale Police Department Crime Lab Volatiles Analysis

Sample:	[REDACTED]	Item number:	1121352
Injection date:	11/3/2016 8:55:36 PM	Vial:	55
Method:	ethanol quant.M	Sequence:	03Nov16
Instrument:	US14173023 CN14160045	Analyst:	Langan
Data file:	C:\Chem32\1\Data\03Nov16\55.D		

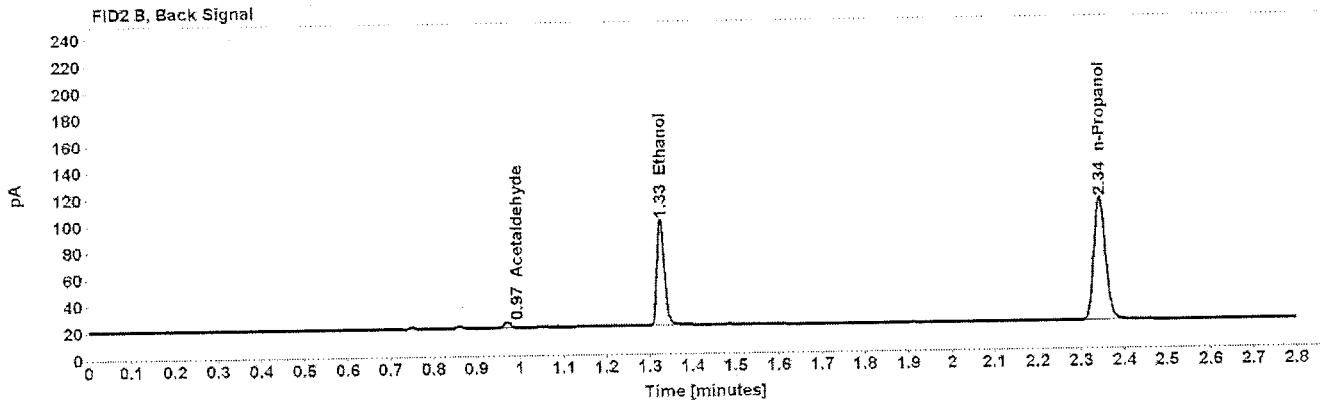
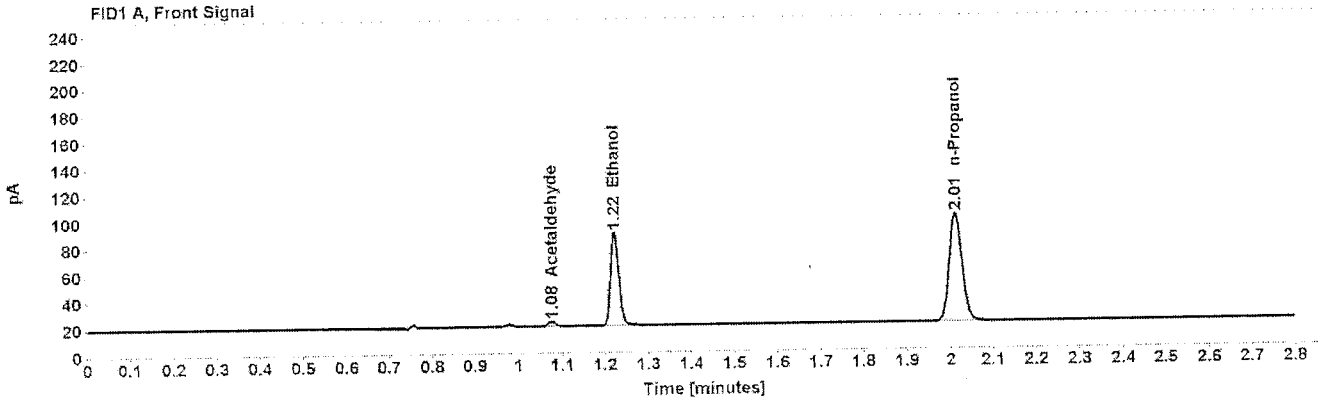


Table 1: FID 1 A (column DB-ALC1)

Compound	Amount (g/100mL)	Time (min)	Peak Area
Acetaldehyde	-----	1.077	3.769
>Ethanol	0.1478	1.223	92.081
n-Propanol	-----	2.013	167.620

Table 2: FID 2 B (column DB-ALC2)

Compound	Time (min)	Peak Area
Acetaldehyde	0.971	4.081
Ethanol	1.326	95.244
n-Propanol	2.344	172.556

Case: [REDACTED] User: alangan 11/4/2016

Scottsdale Police Department Crime Lab Volatiles Analysis

Sample: [REDACTED] Item number: 000001A
Injection date: 11/3/2016 8:59:37 PM Vial: 56
Method: ethanol quant.M Sequence: 03Nov16
Instrument: US14173023 CN14160045 Analyst: Langan
Data file: C:\Chem32\1\Data\03Nov16\56.D

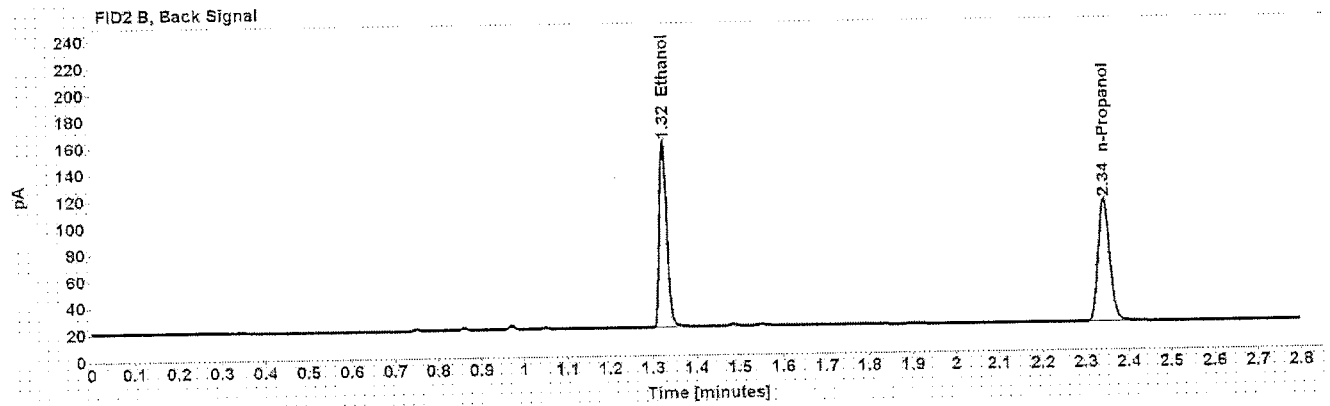
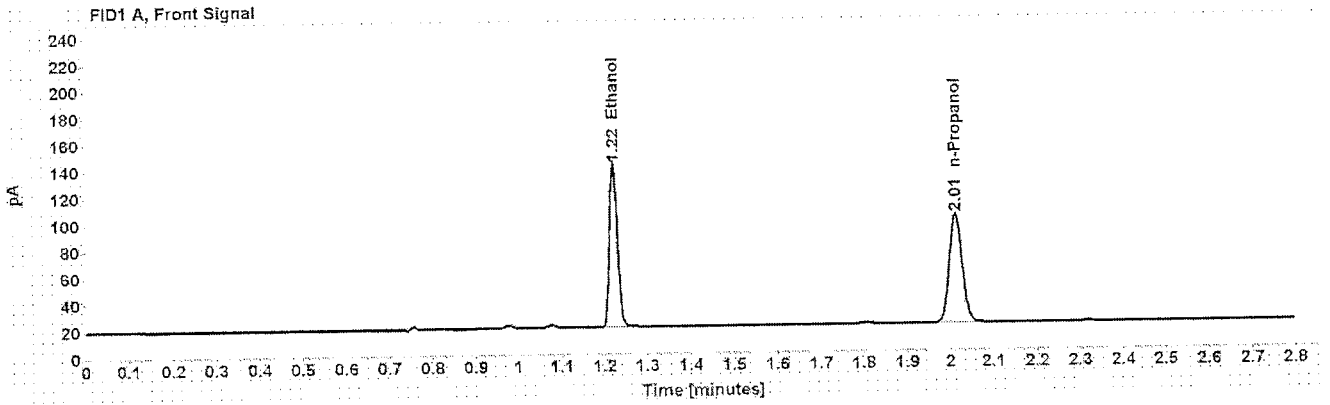


Table 1: FID 1 A (column DB-ALC1)

Compound	Amount (g/100mL)	Time (min)	Peak Area
>Ethanol	0.2590	1.222	161.903
n-Propanol	-----	2.013	168.290

Table 2: FID 2 B (column DB-ALC2)

Compound	Time (min)	Peak Area
Ethanol	1.325	167.535
n-Propanol	2.343	173.651

Case [REDACTED] User: alangan 11/4/2016

Scottsdale Police Department Crime Lab Volatiles Analysis

Sample:	[REDACTED]	Item number:	000001A
Injection date:	11/3/2016 9:03:36 PM	Vial:	57
Method:	ethanol quant.M	Sequence:	03Nov16
Instrument:	US14173023 CN14160045	Analyst:	Langan
Data file:	C:\Chem3211\Data\03Nov16\57.D		

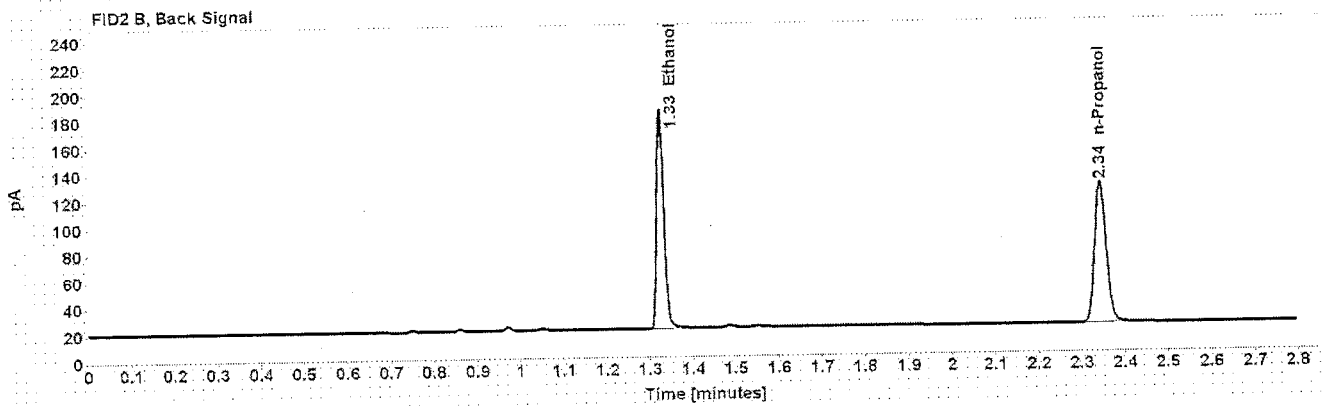
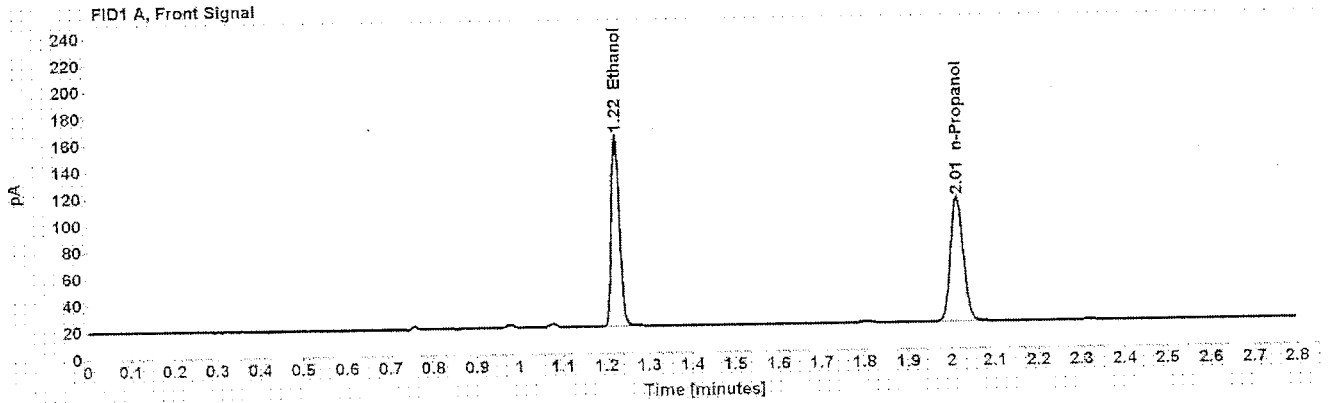


Table 1: FID 1 A (column DB-ALC1)

Compound	Amount (g/100mL)	Time (min)	Peak Area
>Ethanol	0.2656	1.223	189.561
n-Propanol	-----	2.013	192.143

Table 2: FID 2 B (column DB-ALC2)

Compound	Time (min)	Peak Area
Ethanol	1.326	196.331
n-Propanol	2.344	198.387

Case [REDACTED] User: alangan 11/4/2016

Scottsdale Police Department Crime Lab Volatiles Analysis

Sample: [REDACTED] Item number: 1083517
Injection date: 11/3/2016 9:07:36 PM Vial: 58
Method: ethanol quant.M Sequence: 03Nov16
Instrument: US14173023 CN14160045 Analyst: Langan
Data file: C:\Chem\3211\Data\03Nov16\58.D

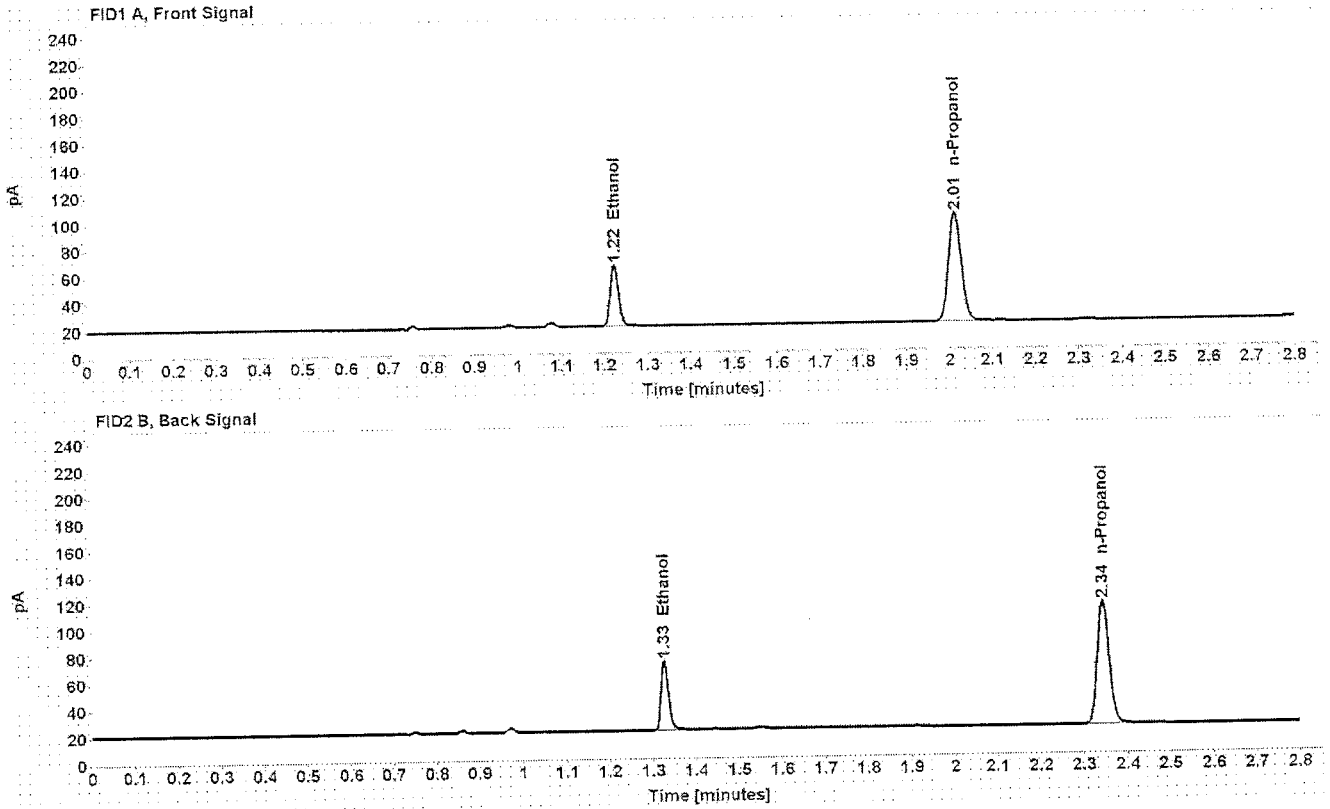


Table 1: FID 1 A (column DB-ALC1)

Compound	Amount (g/100mL)	Time (min)	Peak Area
>Ethanol	0.0965	1.223	60.337
n-Propanol	-----	2.014	168.074

Table 2: FID 2 B (column DB-ALC2)

Compound	Time (min)	Peak Area
Ethanol	1.327	62.517
n-Propanol	2.344	173.941

Case: [REDACTED] User: alangan 11/4/2016

Scottsdale Police Department Crime Lab Volatiles Analysis

Sample: [REDACTED] Item number: 1083517
Injection date: 11/3/2016 9:11:37 PM Vial: 59
Method: ethanol quant.M Sequence: 03Nov16
Instrument: US14173023 CN14160045 Analyst: Langan
Data file: C:\Chem32\1\Data\03Nov16\59.D

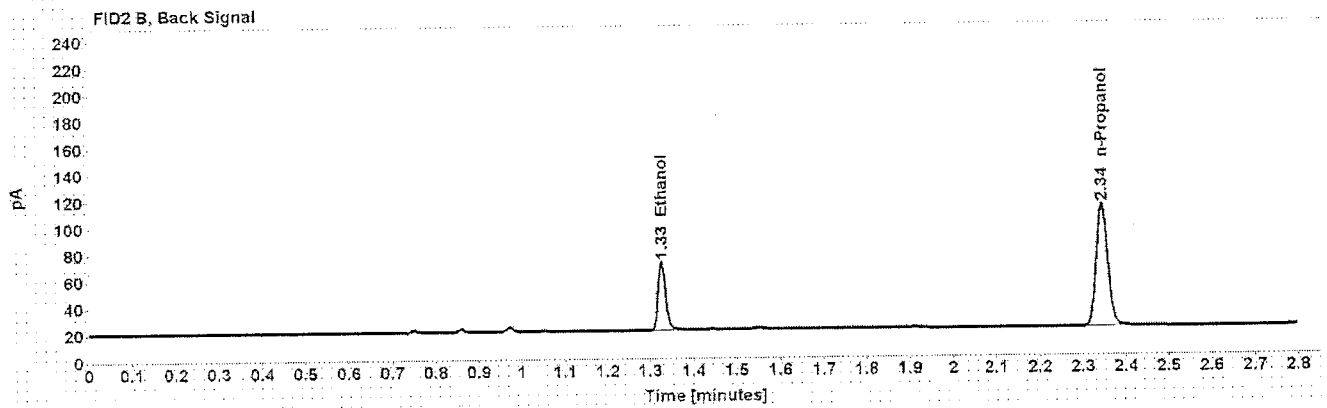
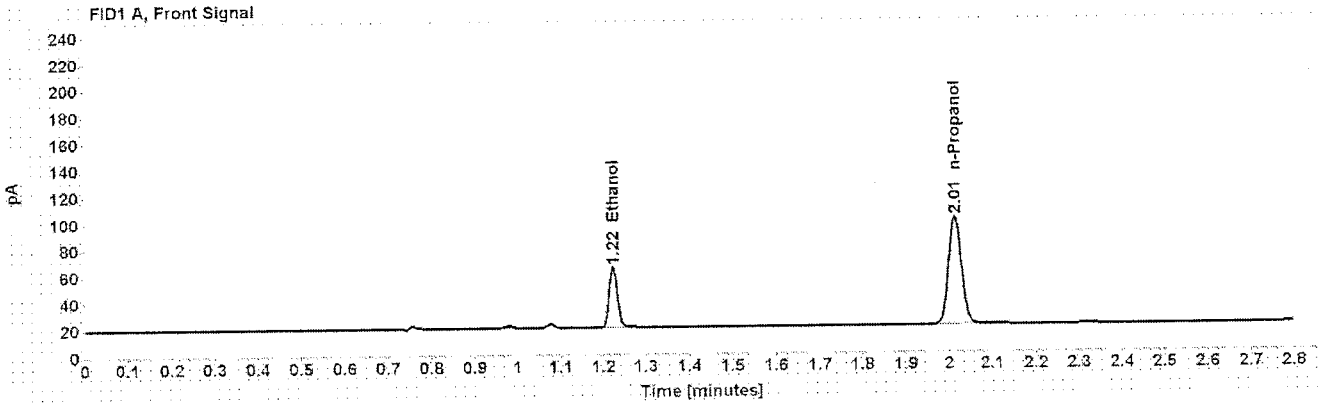


Table 1: FID 1 A (column DB-ALC1)

Compound	Amount (g/100mL)	Time (min)	Peak Area
>Ethanol	0.0962	1.223	59.729
n-Propanol	-----	2.014	166.993

Table 2: FID 2 B (column DB-ALC2)

Compound	Time (min)	Peak Area
Ethanol	1.326	61.709
n-Propanol	2.344	172.652

Case: [REDACTED] User: alangan 11/4/2016

Scottsdale Police Department Crime Lab Volatiles Analysis

Sample:	[REDACTED]	Item number:	1118778
Injection date:	11/3/2016 9:15:36 PM	Vial:	60
Method:	ethanol quant.M	Sequence:	03Nov16
Instrument:	US14173023 CN14160045	Analyst:	Langan
Data file:	C:\Chem3211\Data\03Nov16\60.D		

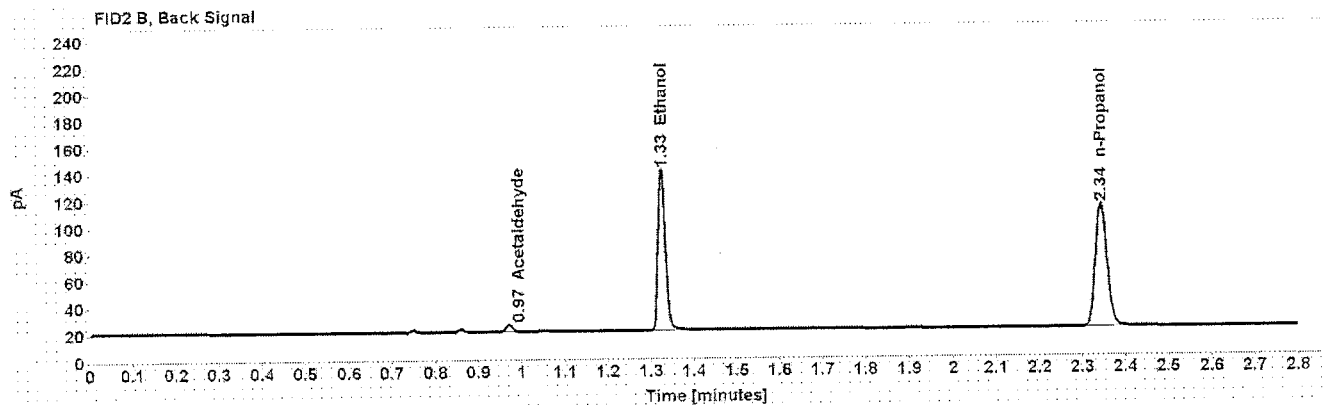
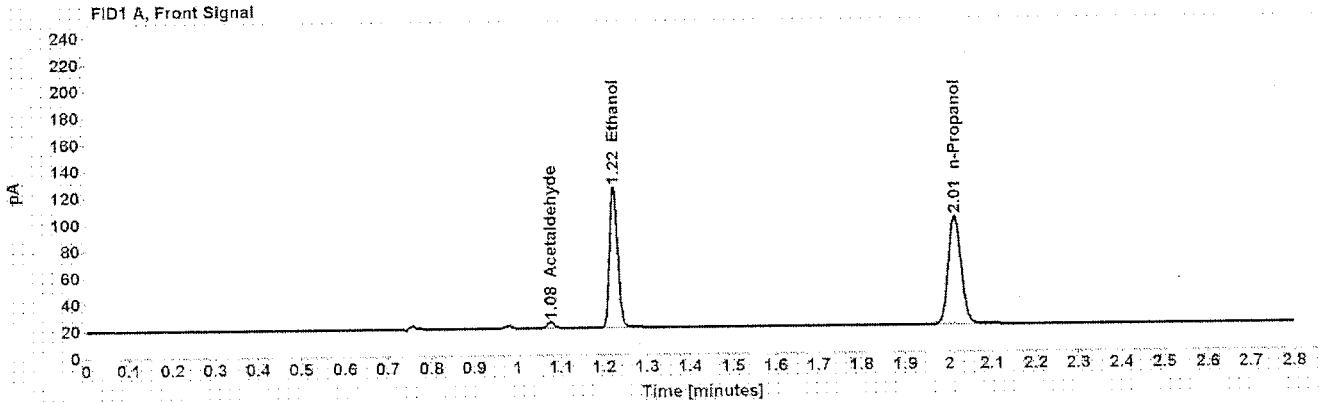


Table 1: FID 1 A (column DB-ALC1)

Compound	Amount (g/100mL)	Time (min)	Peak Area
Acetaldehyde	-----	1.077	4.915
>Ethanol	0.2235	1.223	139.345
n-Propanol	-----	2.014	167.807

Table 2: FID 2 B (column DB-ALC2)

Compound	Time (min)	Peak Area
Acetaldehyde	0.971	5.283
Ethanol	1.326	144.027
n-Propanol	2.344	172.675

Case: [REDACTED] User: alangan 11/4/2016

Scottsdale Police Department Crime Lab Volatiles Analysis

Sample:	[REDACTED]	Item number:	1118778
Injection date:	11/3/2016 9:19:52 PM	Vial:	61
Method:	ethanol quant.M	Sequence:	03Nov16
Instrument:	US14173023 CN14160045	Analyst:	Langan
Data file:	C:\Chem32\11\Data\03Nov16\61.D		

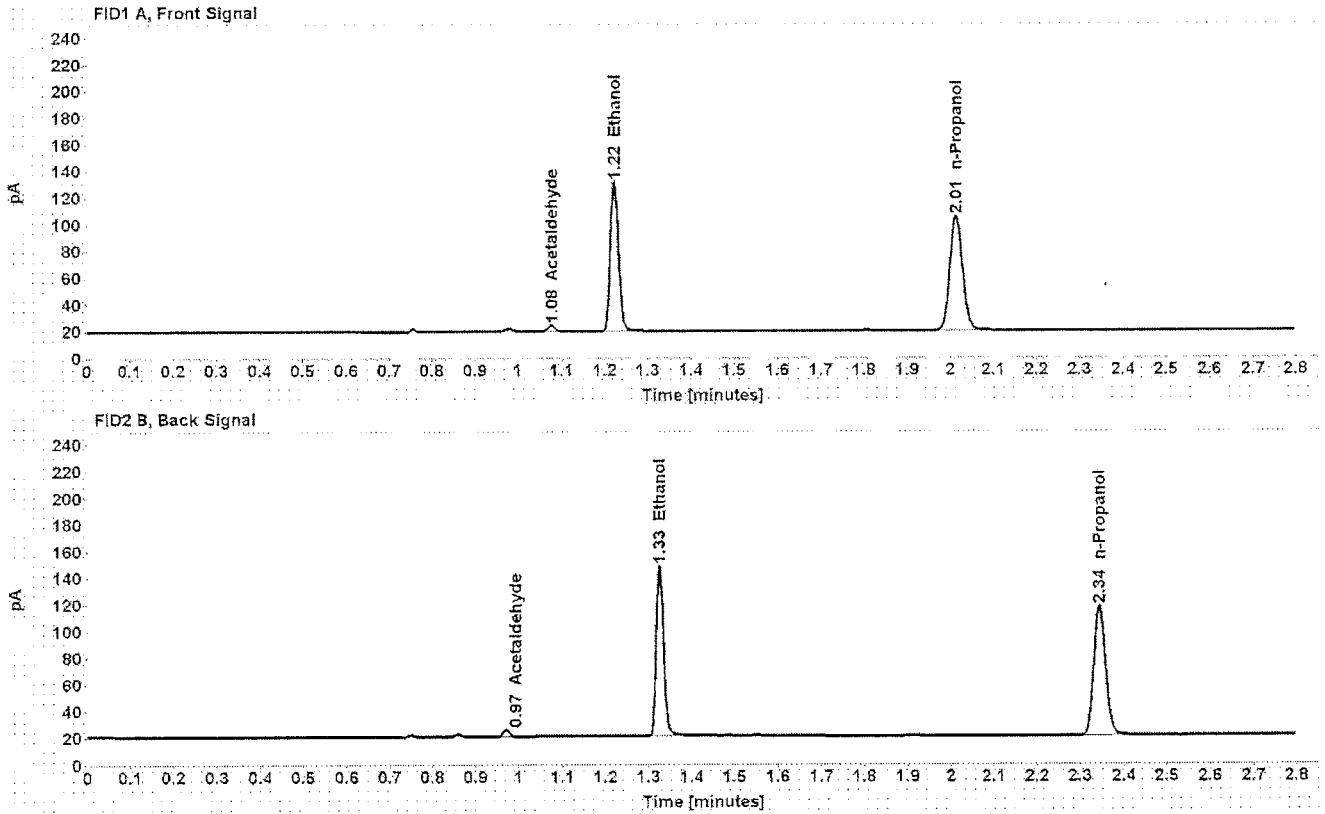


Table 1: FID 1 A (column DB-ALC1)

Compound	Amount (g/100mL)	Time (min)	Peak Area
Acetaldehyde	-----	1.077	4.832
>Ethanol	0.2255	1.223	148.076
n-Propanol	-----	2.014	176.737

Table 2: FID 2 B (column DB-ALC2)

Compound	Time (min)	Peak Area
Acetaldehyde	0.971	5.191
Ethanol	1.326	153.199
n-Propanol	2.344	182.273

Case: [REDACTED] User: alangan 11/4/2016

Scottsdale Police Department Crime Lab Volatiles Analysis

Sample: [REDACTED] Item number: 1118831
Injection date: 11/3/2016 9:23:52 PM Vial: 62
Method: ethanol quant.M Sequence: 03Nov16
Instrument: US14173023 CN14160045 Analyst: Langan
Data file: C:\Chem32\1\Data\03Nov16\62.D

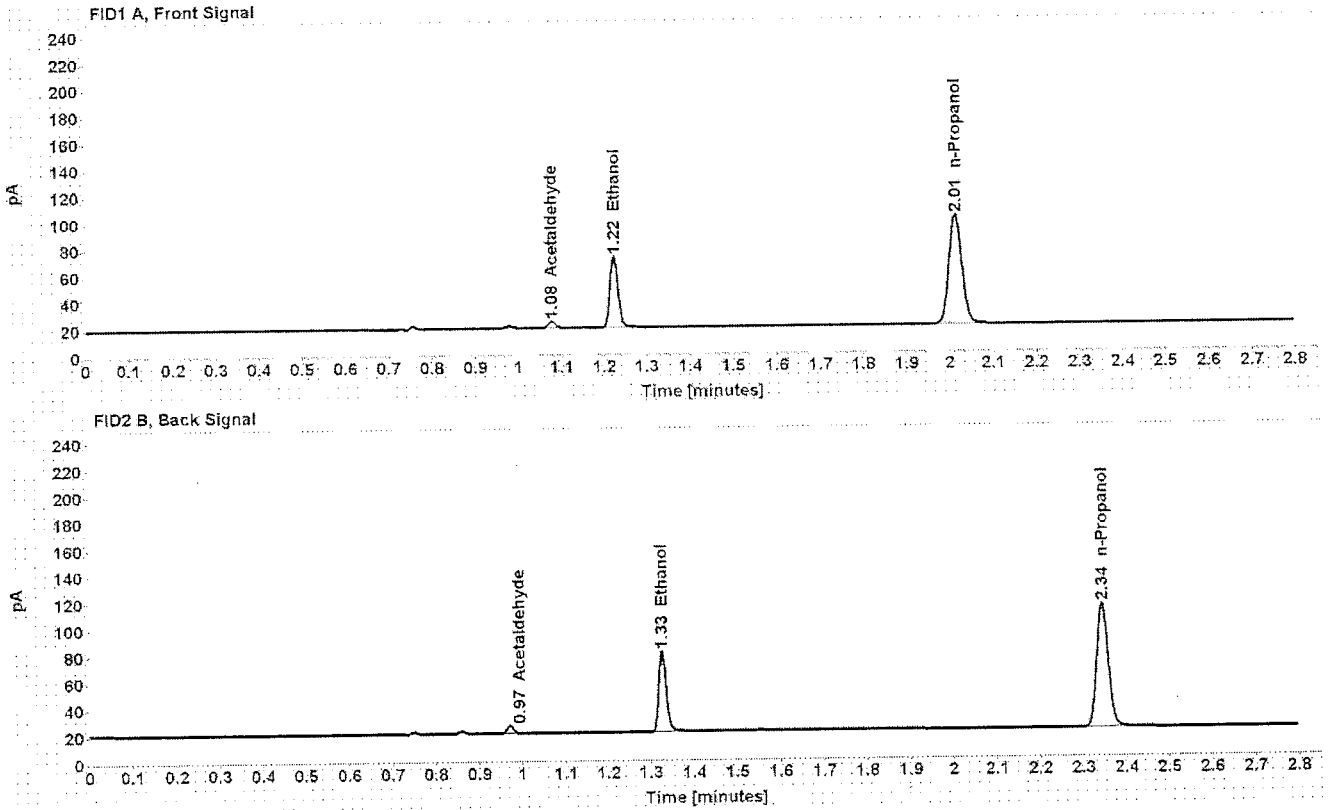


Table 1: FID 1 A (column DB-ALC1)

Compound	Amount (g/100mL)	Time (min)	Peak Area
Acetaldehyde	-----	1.076	5.388
>Ethanol	0.1124	1.223	70.670
n-Propanol	-----	2.013	169.109

Table 2: FID 2 B (column DB-ALC2)

Compound	Time (min)	Peak Area
Acetaldehyde	0.971	5.798
Ethanol	1.326	72.887
n-Propanol	2.344	174.410

Case: [REDACTED] User: alangan 11/4/2016

Scottsdale Police Department Crime Lab Volatiles Analysis

Sample: [REDACTED] Item number: 1118831
Injection date: 11/3/2016 9:27:52 PM Vial: 63
Method: ethanol quant.M Sequence: 03Nov16
Instrument: US14173023 CN14160045 Analyst: Langan
Data file: C:\Chem32\1\Data\03Nov16\63.D

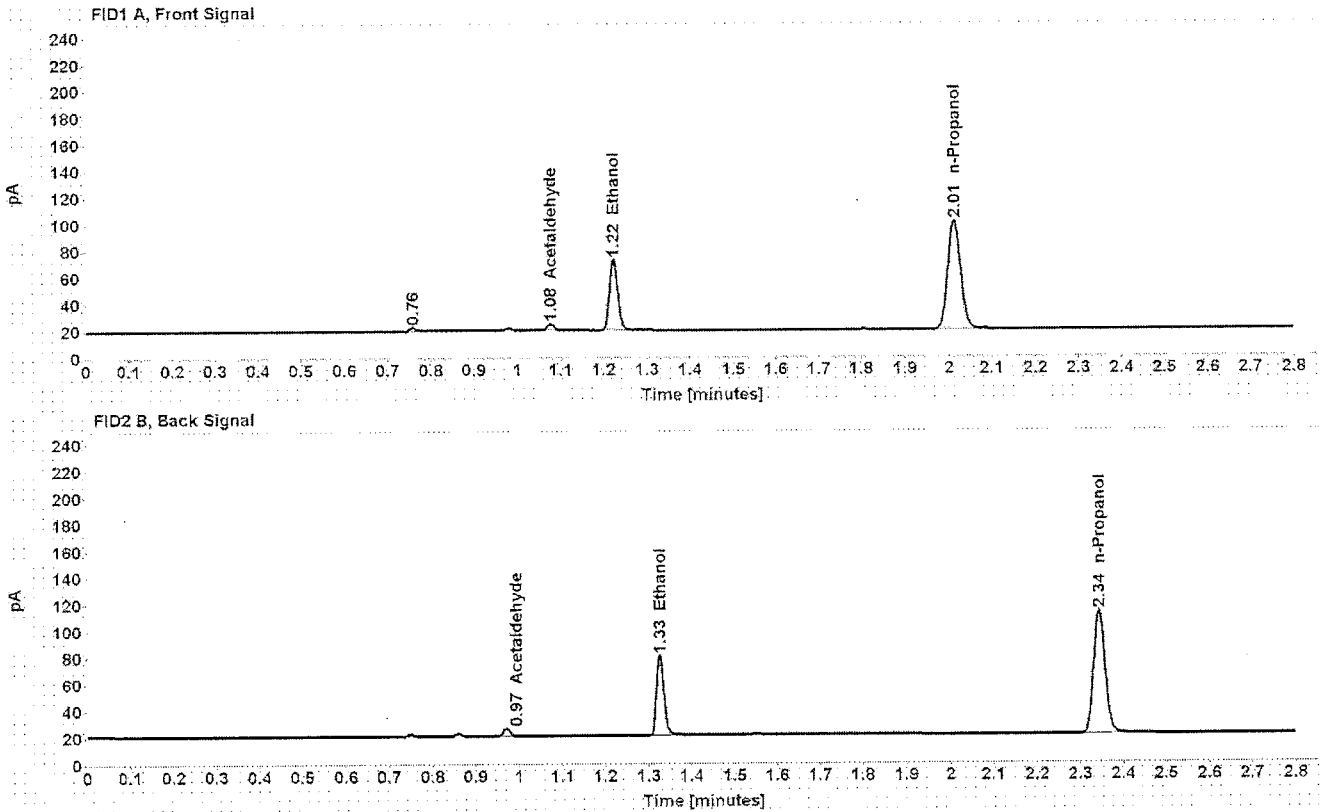


Table 1: FID 1 A (column DB-ALC1)

Compound	Amount (g/100mL)	Time (min)	Peak Area
Acetaldehyde	-----	1.076	5.375
>Ethanol	0.1122	1.223	70.118
n-Propanol	-----	2.013	168.094

Table 2: FID 2 B (column DB-ALC2)

Compound	Time (min)	Peak Area
Acetaldehyde	0.971	5.768
Ethanol	1.326	72.398
n-Propanol	2.344	173.513

Case: [REDACTED] User: alangan 11/4/2016

Scottsdale Police Department Crime Lab Volatiles Analysis

Sample:	[REDACTED]	Item number:	1119648
Injection date:	11/3/2016 9:35:51 PM	Vial:	65
Method:	ethanol quant.M	Sequence:	03Nov16
Instrument:	US14173023 CN14160045	Analyst:	Langan
Data file:	C:\Chem32\11Data\03Nov16\65.D		

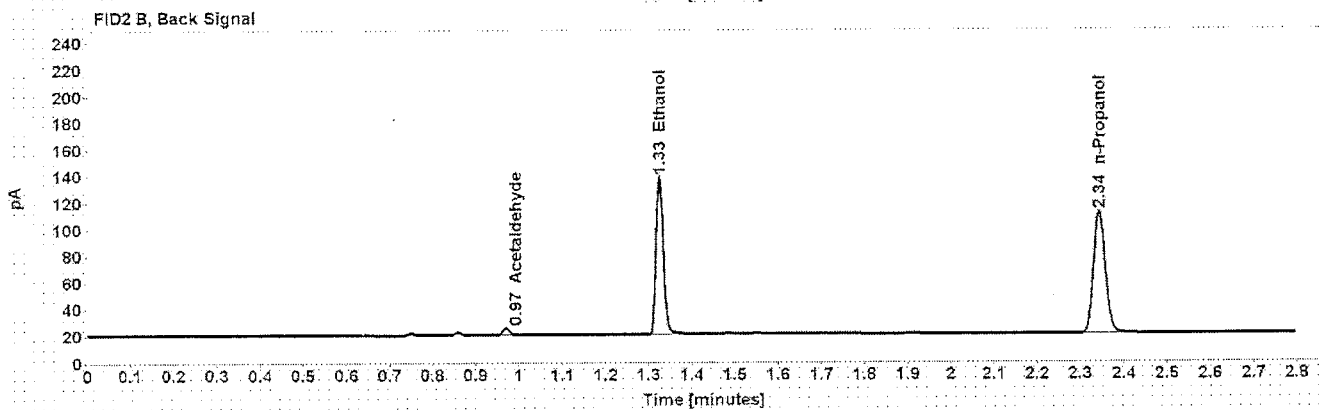
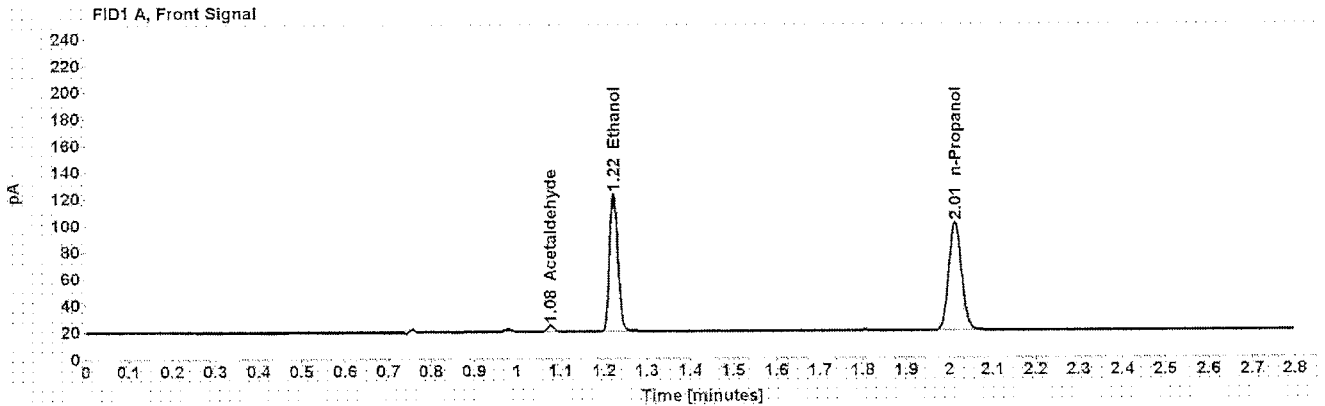


Table 1: FID 1 A (column DB-ALC1)

Compound	Amount (g/100mL)	Time (min)	Peak Area
Acetaldehyde	-----	1.077	4.850
>Ethanol	0.2208	1.223	137.200
n-Propanol	-----	2.013	167.257

Table 2: FID 2 B (column DB-ALC2)

Compound	Time (min)	Peak Area
Acetaldehyde	0.971	5.207
Ethanol	1.325	141.985
n-Propanol	2.344	172.629

Case: [REDACTED] User: alangan 11/4/2016

Scottsdale Police Department Crime Lab Volatiles Analysis

Sample: [REDACTED] Item number: 1119648
Injection date: 11/3/2016 9:39:51 PM Vial: 66
Method: ethanol quant.M Sequence: 03Nov16
Instrument: US14173023 CN14160045 Analyst: Langan
Data file: C:\Chem32\1\Data\03Nov16\66.D

Dissemination is restricted to Criminal Justice Agencies and authorized Non-C.J. Agencies ONLY. Secondary dissemination to unauthorized agencies is PROHIBITED.
Scottsdale City Prosecutor

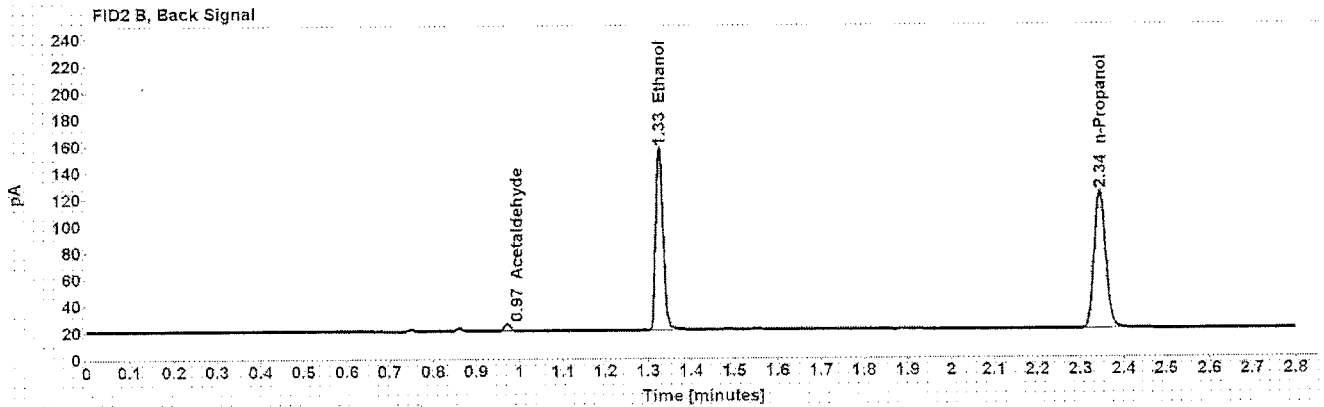
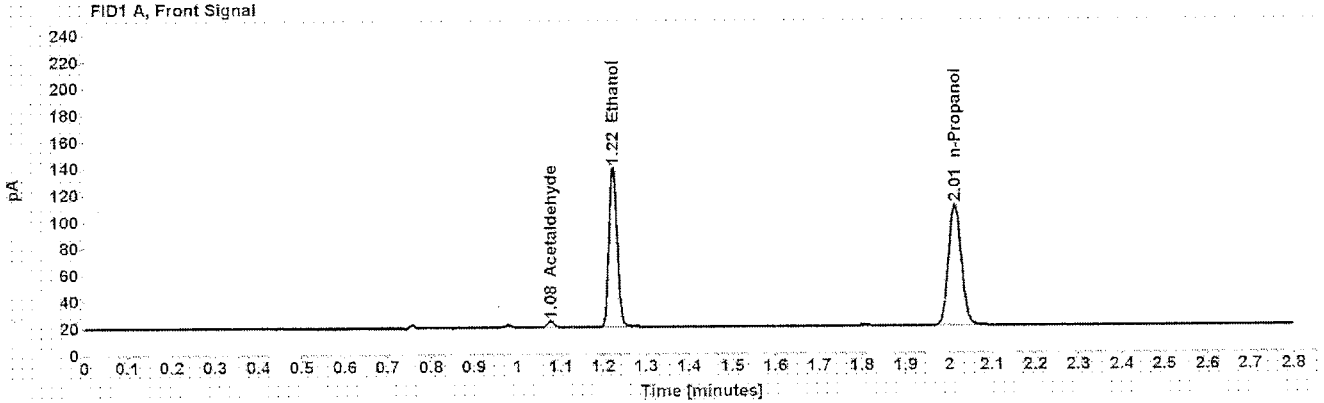


Table 1: FID 1 A (column DB-ALC1)

Compound	Amount (g/100mL)	Time (min)	Peak Area
Acetaldehyde	-----	1.077	4.940
>Ethanol	0.2265	1.223	157.784
n-Propanol	-----	2.014	187.527

Table 2: FID 2 B (column DB-ALC2)

Compound	Time (min)	Peak Area
Acetaldehyde	0.971	5.267
Ethanol	1.326	164.199
n-Propanol	2.345	193.753

Case: [REDACTED] User: alangan 11/4/2016

Scottsdale Police Department Crime Lab Volatiles Analysis

Sample: [REDACTED]	Item number: 1118498
Injection date: 11/3/2016 9:44:06 PM	Vial: 67
Method: ethanol quant.M	Sequence: 03Nov16
Instrument: US14173023 CN14160045	Analyst: Langan
Data file: C:\Chem32\1\Data\03Nov16\67.D	

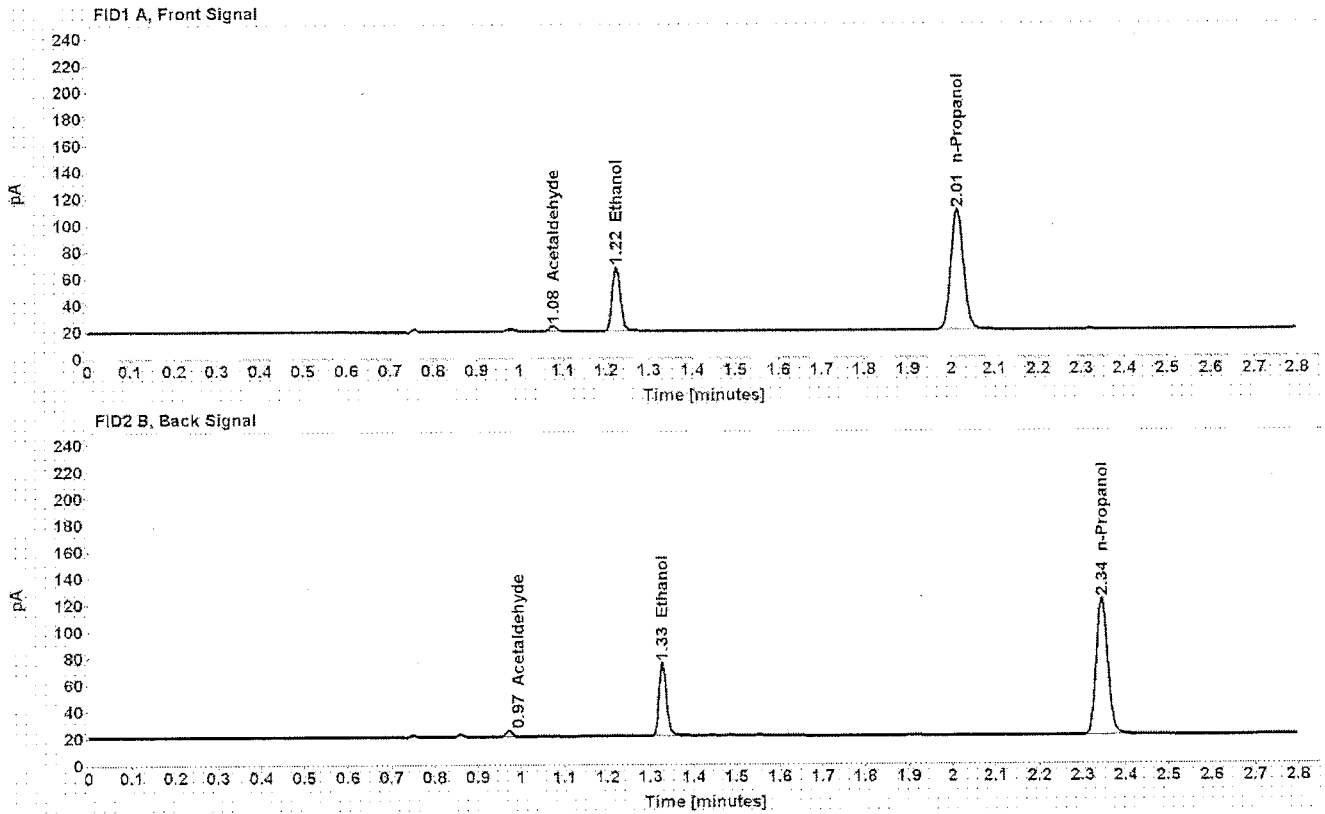


Table 1: FID 1 A (column DB-ALC1)

Compound	Amount (g/100mL)	Time (min)	Peak Area
Acetaldehyde	-----	1.077	4.242
>Ethanol	0.0917	1.224	63.463
n-Propanol	-----	2.014	186.099

Table 2: FID 2 B (column DB-ALC2)

Compound	Time (min)	Peak Area
Acetaldehyde	0.971	4.539
Ethanol	1.327	65.572
n-Propanol	2.345	192.438

Case: [REDACTED] User: alangan 11/4/2016

Scottsdale Police Department Crime Lab Volatiles Analysis

Sample: [REDACTED]	Item number: 1118498
Injection date: 11/3/2016 9:48:07 PM	Vial: 68
Method: ethanol quant.M	Sequence: 03Nov16
Instrument: US14173023_CN14160045	Analyst: Langan
Data file: C:\Chem3211\Data\03Nov16\68.D	

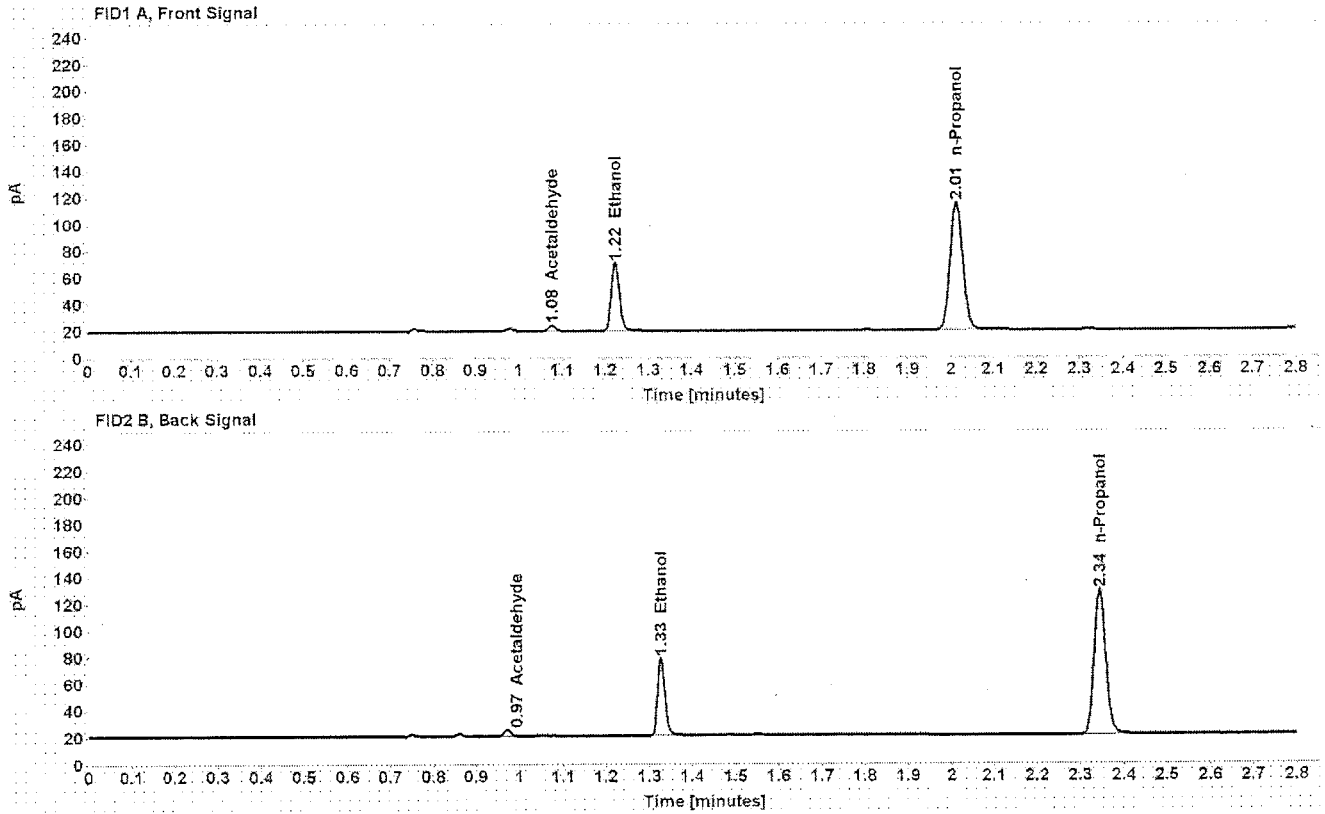


Table 1: FID 1 A (column DB-ALC1)

Compound	Amount (g/100mL)	Time (min)	Peak Area
Acetaldehyde	-----	1.077	4.478
>Ethanol	0.0915	1.224	67.194
n-Propanol	-----	2.014	197.427

Table 2: FID 2 B (column DB-ALC2)

Compound	Time (min)	Peak Area
Acetaldehyde	0.971	4.797
Ethanol	1.327	70.252
n-Propanol	2.345	204.188

Scottsdale Police Department Crime Lab Volatiles Analysis

Dissemination is restricted to Criminal Justice Agencies and authorized Non-C.J. Agencies ONLY. Secondary dissemination to unauthorized agencies is PROHIBITED.
Scottsdale City Prosecutor

Sample:	[REDACTED]	Item number:	1119876
Injection date:	11/3/2016 9:52:07 PM	Vial:	69
Method:	ethanol quant.M	Sequence:	03Nov16
Instrument:	US14173023 CN14160045	Analyst:	Langan
Data file:	C:\Chem32\1\Data\03Nov16\69.D		

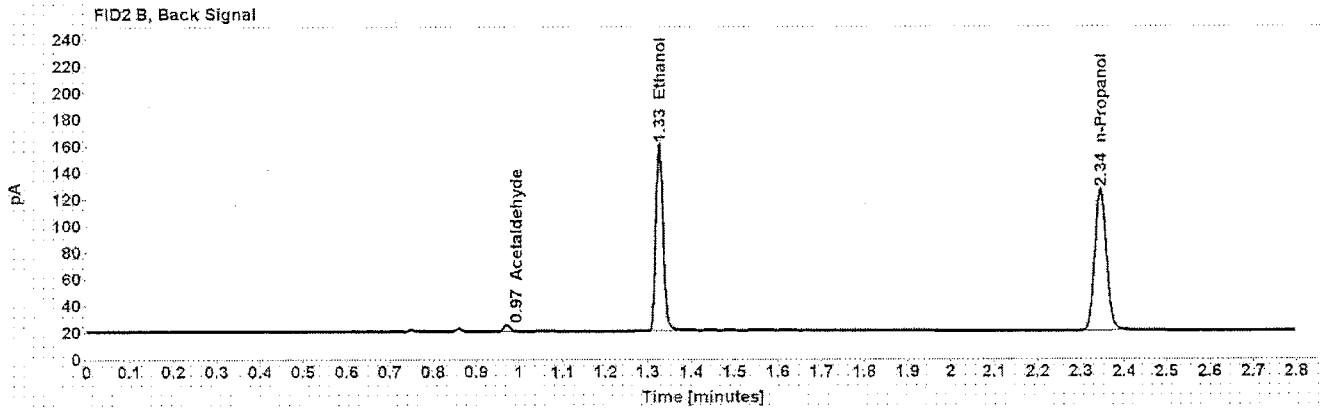
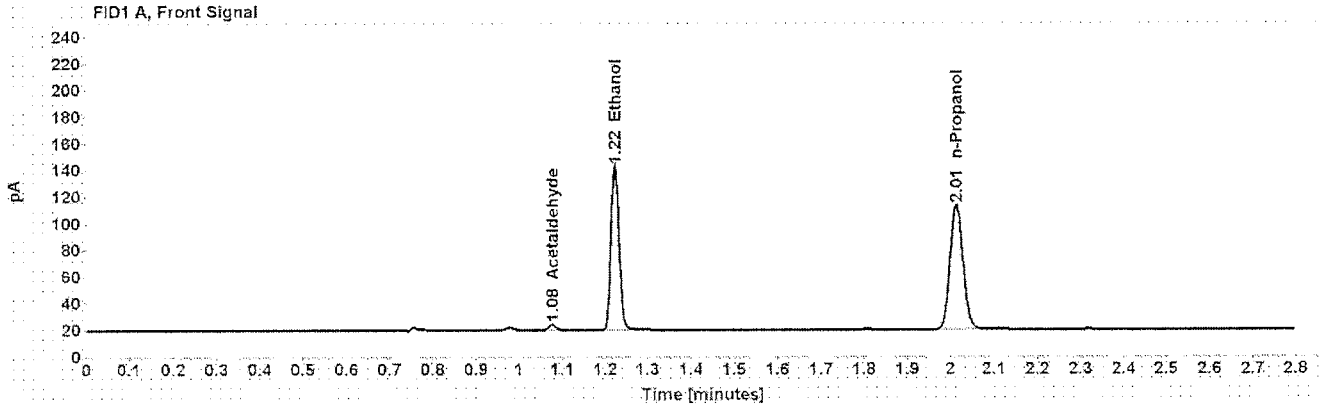


Table 1: FID 1 A (column DB-ALC1)

Compound	Amount (g/100mL)	Time (min)	Peak Area
Acetaldehyde	-----	1.077	4.476
>Ethanol	0.2265	1.223	161.872
n-Propanol	-----	2.014	192.379

Table 2: FID 2 B (column DB-ALC2)

Compound	Time (min)	Peak Area
Acetaldehyde	0.971	4.784
Ethanol	1.326	167.540
n-Propanol	2.345	198.618

Case: [REDACTED] User: alangan 11/4/2016

Scottsdale Police Department Crime Lab Volatiles Analysis

Sample: [REDACTED] Item number: 1119876
Injection date: 11/3/2016 9:56:07 PM Vial: 70
Method: ethanol quant.M Sequence: 03Nov16
Instrument: US14173023 CN14160045 Analyst: Langan
Data file: C:\Chem32\1\Data\03Nov16\70.D

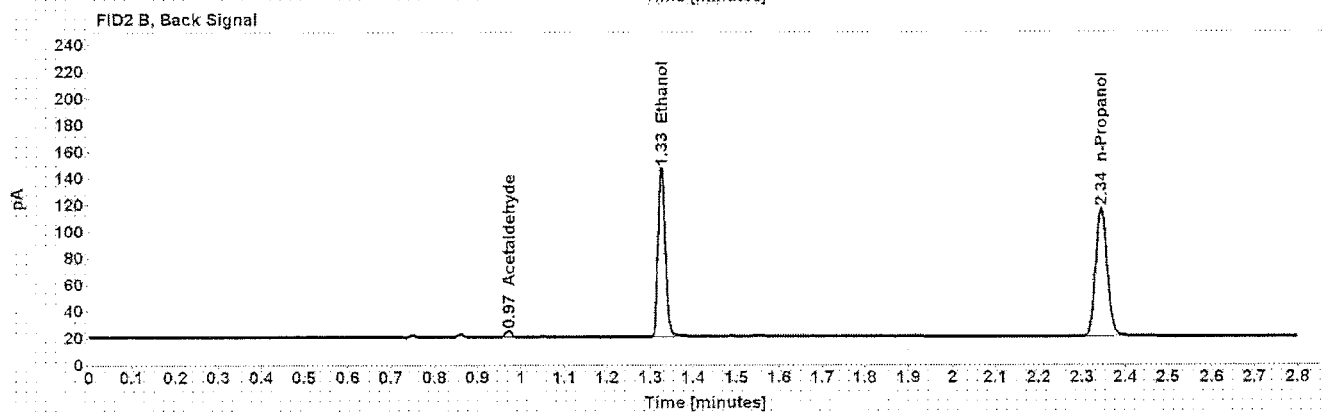
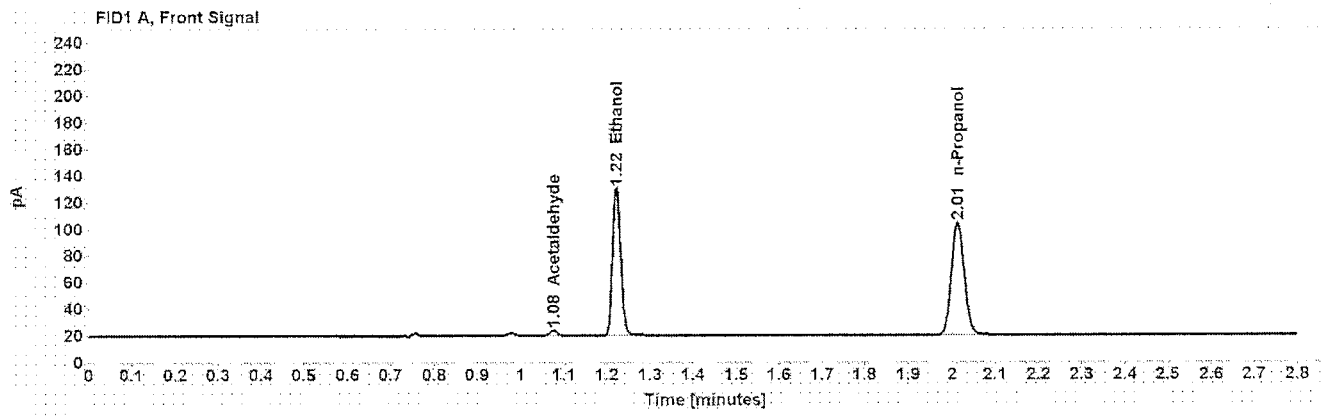


Table 1: FID 1 A (column DB-ALC1)

Compound	Amount (g/100mL)	Time (min)	Peak Area
Acetaldehyde	-----	1.077	4.266
>Ethanol	0.2252	1.223	146.181
n-Propanol	-----	2.014	174.713

Table 2: FID 2 B (column DB-ALC2)

Compound	Time (min)	Peak Area
Acetaldehyde	0.971	4.589
Ethanol	1.326	152.137
n-Propanol	2.344	180.265

Case: [REDACTED] User: alangan 11/4/2016

Scottsdale Police Department Crime Lab Volatiles Analysis

Sample:	[REDACTED]	Item number:	1121922
Injection date:	11/3/2016 10:00:07 PM	Vial:	71
Method:	ethanol quant.M	Sequence:	03Nov16
Instrument:	US14173023.CN14160045	Analyst:	Langan
Data file:	C:\Chem32\11\Data\03Nov16\71.D		

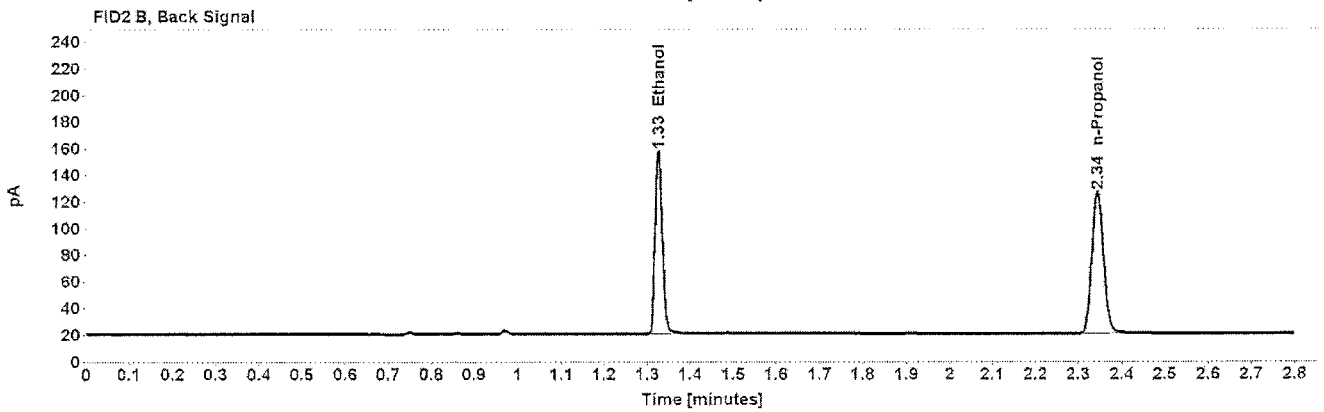
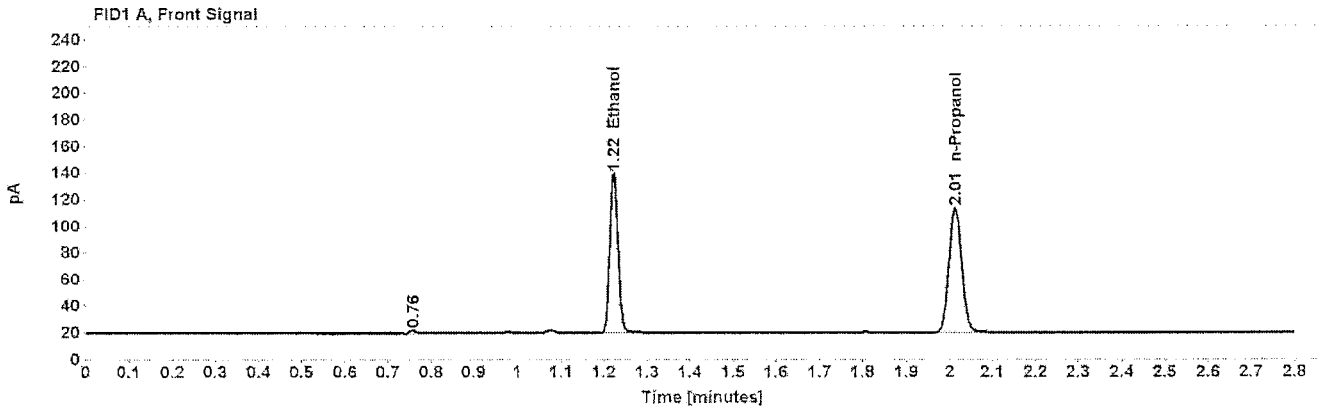


Table 1: FID 1 A (column DB-ALC1)

Compound	Amount (g/100mL)	Time (min)	Peak Area
>Ethanol	0.2192	1.223	158.061
n-Propanol	-----	2.013	194.084

Table 2: FID 2 B (column DB-ALC2)

Compound	Time (min)	Peak Area
Ethanol	1.326	163.504
n-Propanol	2.344	200.140

Scottsdale Police Department Crime Lab Volatiles Analysis

Dissemination is restricted to Criminal Justice Agencies and authorized Non-C.J. Agencies ONLY. Secondary dissemination to unauthorized agencies is PROHIBITED. Scottsdale City Prosecutor

Sample:	[REDACTED]	Item number:	1121922
Injection date:	11/3/2016 10:04:07 PM	Vial:	72
Method:	ethanol quant.M	Sequence:	03Nov16
Instrument:	US14173023 CN14160045	Analyst:	Langan
Data file:	C:\Chem32\1\Data\03Nov16\72.D		

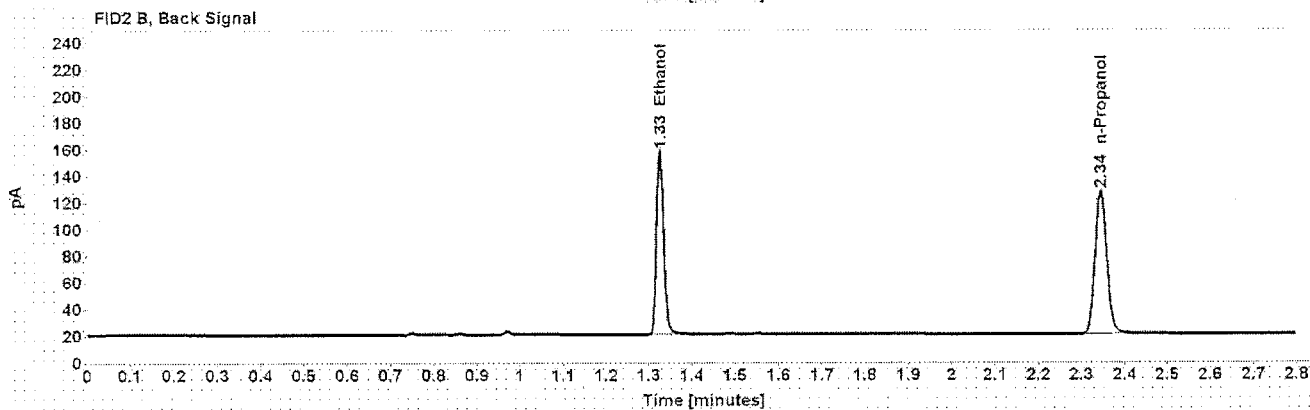
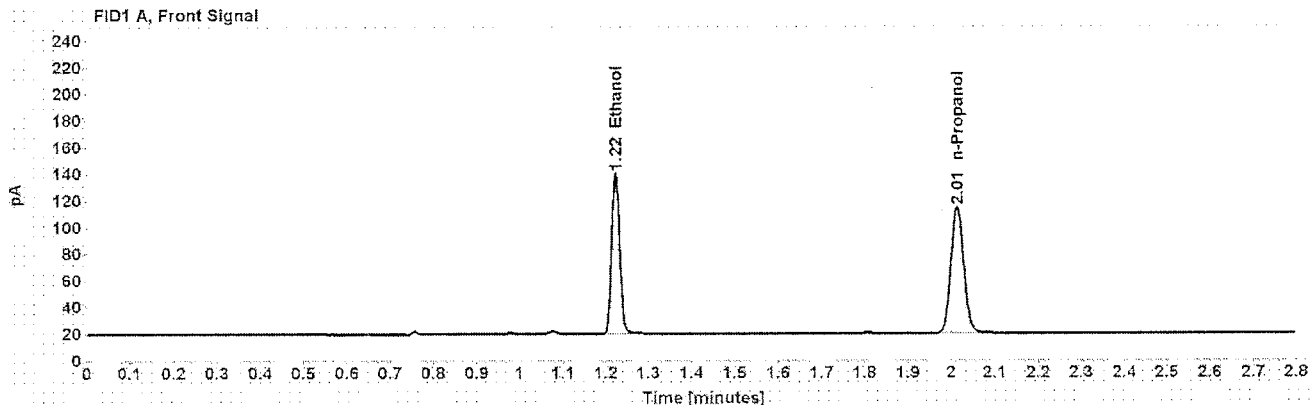


Table 1: FID 1 A (column DB-ALC1)

Compound	Amount (g/100mL)	Time (min)	Peak Area
>Ethanol	0.2189	1.223	159.107
n-Propanol	-----	2.013	195.596

Table 2: FID 2 B (column DB-ALC2)

Compound	Time (min)	Peak Area
Ethanol	1.326	164.525
n-Propanol	2.344	201.614