

# SCOTTSDALE POLICE DEPARTMENT CRIME LABORATORY BLOOD ALCOHOL FACE SHEET

ANALYSIS DATE 5/16/2017 SEQUENCE NAME 16May17

### EQUIPMENT

Pipettor  Hamilton ML600EH7497  Hamilton ML600GJ10749  
 Gas Chromatograph  Agilent US14173023

### INSTRUMENT CALIBRATION

Vial 1	0.02 calibrator	Lot	<u>FN03241604</u>	Coefficient of determination (r <sup>2</sup> ) <u>1.00000</u>
Vial 2	0.10 calibrator	Lot	<u>FN06181501</u>	
Vial 3	0.20 calibrator	Lot	<u>FN07201502</u>	
Vial 4	0.40 calibrator	Lot	<u>FN11191402</u>	

### CALIBRATION VERIFICATION AND RESOLUTION TEST

Vial	Sample	Expected result	Measured result	Manufacturer/lot
5	Blank	Not detected	Not detected	SPD lab 041717
6	Volatiles mixture	6 compounds	6 compounds	SPD lab 020917WLA
7	Aqueous control	0.400 g/dL	0.402 g/dL	Lipomed 08012015-C
8	Aqueous control	0.040 g/dL	0.039 g/dL	Lipomed 09022015-A
9	Blood control	0.200 g/dL	0.202 g/dL	ACQ 407041529/3
20	Aqueous control	0.080 g/dL	0.080 g/dL	Lipomed 28082014-B
31	Aqueous control	0.150 g/dL	0.152 g/dL	Lipomed 09022015-C
42	Blood control	0.200 g/dL	0.200 g/dL	ACQ 407041529/3
53	Aqueous control	0.080 g/dL	0.081 g/dL	Lipomed 28082014-B
64	Aqueous control	0.150 g/dL	0.153 g/dL	Lipomed 09022015-C
75	Aqueous control	0.400 g/dL	0.404 g/dL	Lipomed 08012015-C
76	Aqueous control	0.040 g/dL	0.040 g/dL	Lipomed 09022015-A
77	Blood control	0.200 g/dL	0.200 g/dL	ACQ 407041529/3
78	Blank	Not detected	Not detected	SPD lab 041717

### SUBJECT SAMPLES

Subjects in the sequence 30 Subjects requiring reanalysis 0

ADDITIONAL NOTES: All testing proceeded as expected.

Run valid  WA B1570 5/17/17 Run valid  KOSECKI 5/18/17  
 Run invalid  Analyst Run invalid  Technical Reviewer

WA

# Scottsdale Police Department Crime Laboratory Sequence Quality Assurance Summary

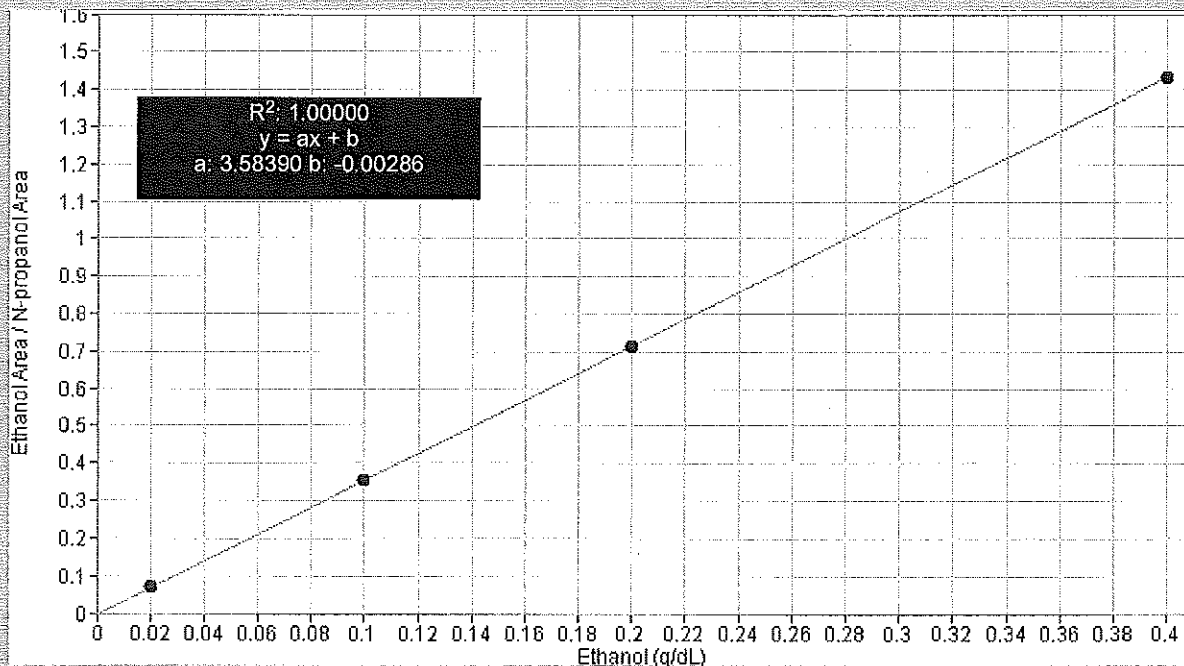
SEQUENCE NAME: 16May17

ANALYST: Adrian

Sample Name	Vial	Measured Value (g/dL)	Expected Value (g/dL)	Percent Difference	Absolute Difference (g/dL)
blank 041717	5	negative	negative	-	-
0.400 Lipomed 08012015-C	7	0.402	0.400	0.50	0.002
0.040 Lipomed 09022015-A	8	0.039	0.040	2.50	-0.001
0.20 ACQ 407041529/3	9	0.202	0.200	1.00	0.002
0.080 Lipomed 28082014-B	20	0.080	0.080	0.00	0.000
0.150 Lipomed 09022015-C	31	0.152	0.150	1.33	0.002
0.20 ACQ 407041529/3	42	0.200	0.200	0.00	0.000
0.080 Lipomed 28082014-B	53	0.081	0.080	1.25	0.001
0.150 Lipomed 09022015-C	64	0.153	0.150	2.00	0.003
0.40 Lipomed 08012015-C	75	0.404	0.400	1.00	0.004
0.04 Lipomed 09022015-A	76	0.040	0.040	0.00	0.000
0.20 ACQ 407041529/3	77	0.200	0.200	0.00	0.000
blank 041717	78	negative	negative	-	-

Calibrator	Ethanol Area	N-propanol Area	Ratio
0.020	11.339	161.705	0.070
0.100	57.941	163.407	0.355
0.200	116.867	163.943	0.713
0.400	233.482	163.114	1.431

### Calibration Line



# Scottsdale Police Department Crime Lab Volatiles Analysis

Dissemination is restricted to Criminal Justice Agencies and authorized non-C.J. Agencies ONLY. Secondary dissemination to unauthorized agencies is PROHIBITED.

WA

<b>Sample:</b> 0.020 Cerilliant FN03241604	<b>Item number:</b>
<b>Injection date:</b> 5/16/2017 12:22:47 PM	<b>Vial:</b> 1
<b>Method:</b> ethanol quant.M	<b>Sequence:</b> 16May17
<b>Instrument:</b> US14173023 CN14160045	<b>Analyst:</b> Adrian
<b>Data file:</b> C:\Chem32\1\Data\16May17\1.D	

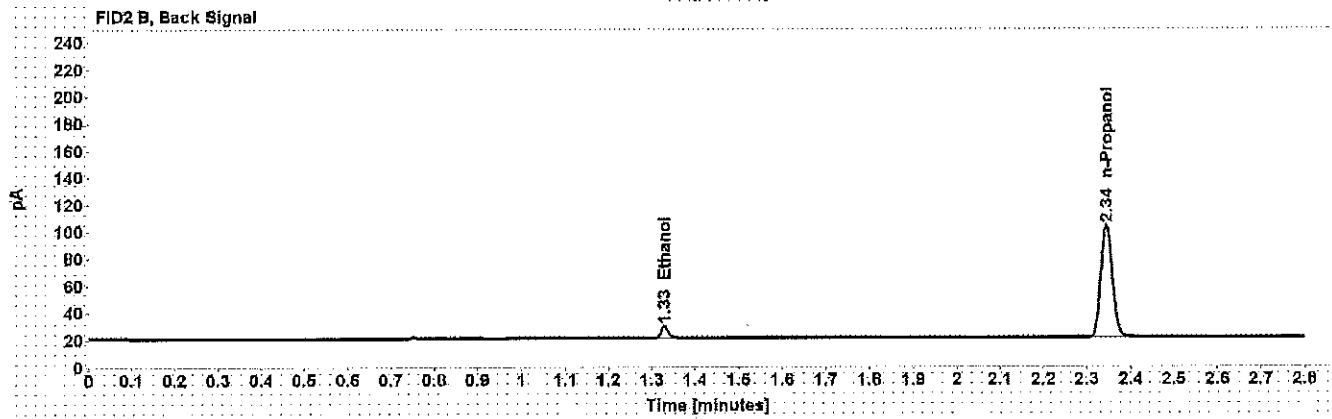
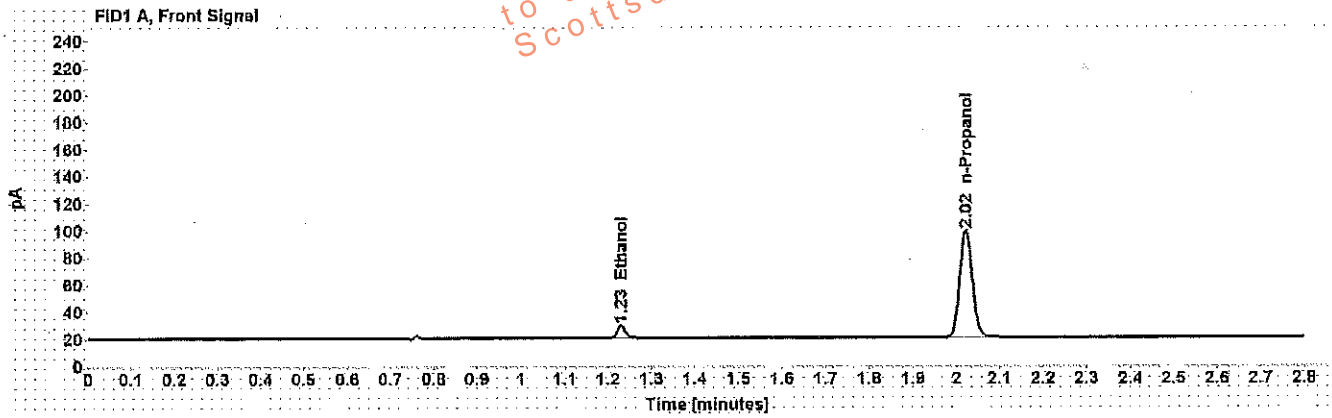


Table 1: FID 1 A (column DB-ALC1)

Compound	Time (min)	Peak Area
Ethanol	1.230	11.339
n-Propanol	2.022	161.705

Table 2: FID 2 B (column DB-ALC2)

Compound	Time (min)	Peak Area
Ethanol	1.329	10.675
n-Propanol	2.344	154.846

# Scottsdale Police Department Crime Lab Volatiles Analysis

<b>Sample:</b> 0.100 Cerilliant FN06181501	<b>Item number:</b>
<b>Injection date:</b> 5/16/2017 12:26:46 PM	<b>Vial:</b> 2
<b>Method:</b> ethanol quant.M	<b>Sequence:</b> 16May17
<b>Instrument:</b> US14173023 CN14160045	<b>Analyst:</b> Adrian
<b>Data file:</b> C:\Chem32\1\Data\16May17\2.D	

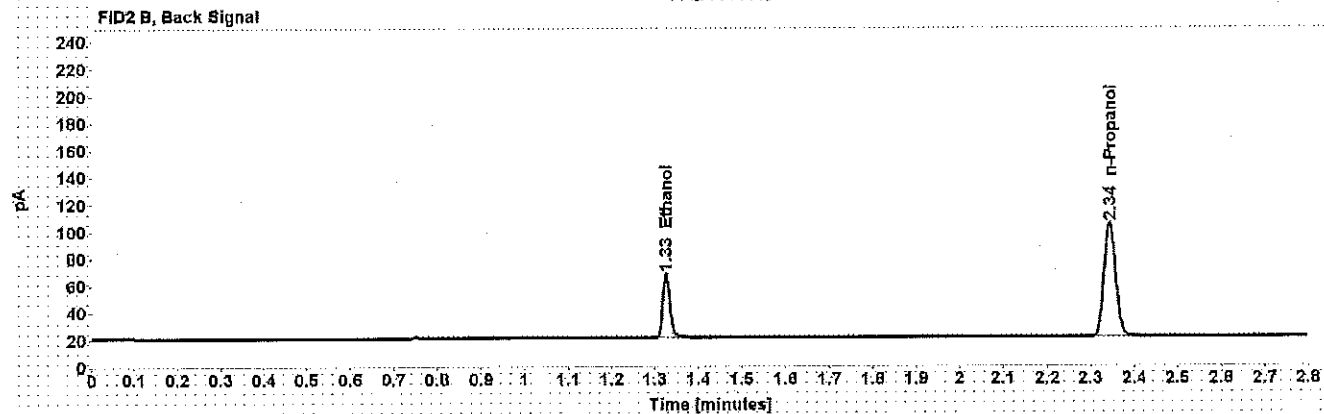
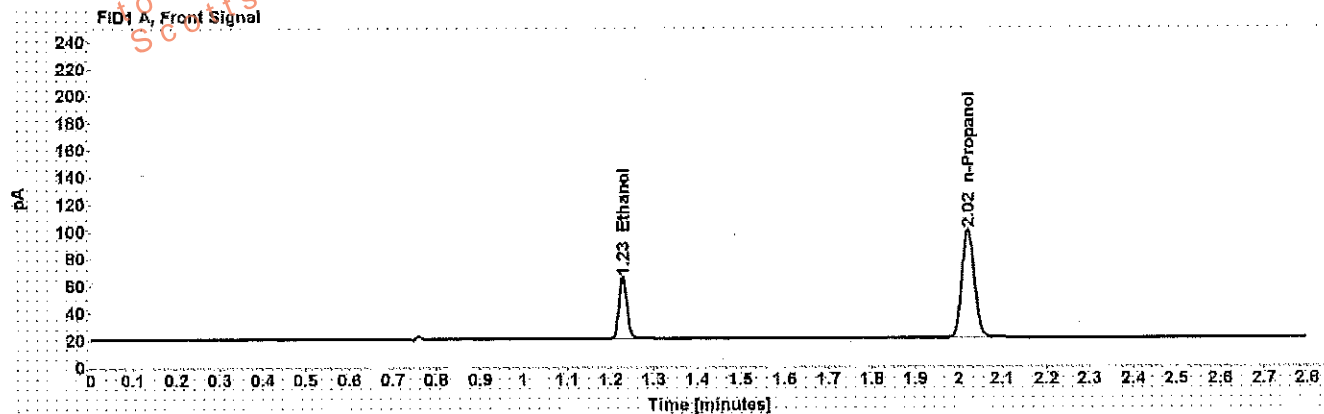


Table 1: FID 1 A (column DB-ALC1)

Compound	Time (min)	Peak Area
Ethanol	1.228	57.941
n-Propanol	2.022	163.407

Table 2: FID 2 B (column DB-ALC2)

Compound	Time (min)	Peak Area
Ethanol	1.326	55.541
n-Propanol	2.343	156.450

# Scottsdale Police Department Crime Lab Volatiles Analysis

WA

Discontinuation is restricted to Criminal Justice Agencies and authorized dissemination to unaffiliated agencies is PROHIBITED  
 Scottsdale City Prosecutor

<b>Sample:</b>	0.200 Cerilliant FN07201502	<b>Item number:</b>	
<b>Injection date:</b>	5/16/2017 12:30:47 PM	<b>Vial:</b>	3
<b>Method:</b>	ethanol quant.M	<b>Sequence:</b>	16May17
<b>Instrument:</b>	US14173023 CN14160045	<b>Analyst:</b>	Adrian
<b>Data file:</b>	C:\Chem32\11Data\16May17\3.D		

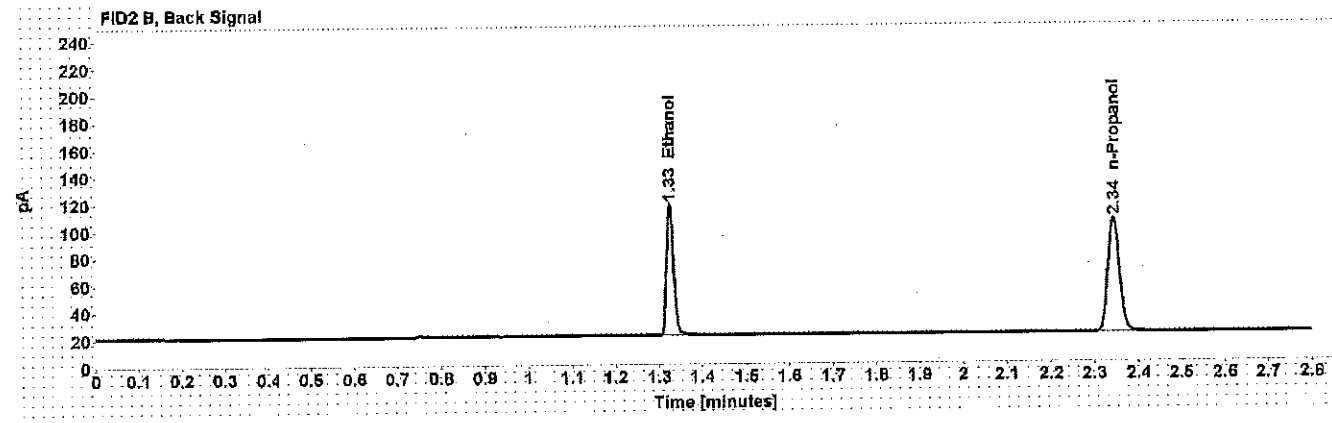
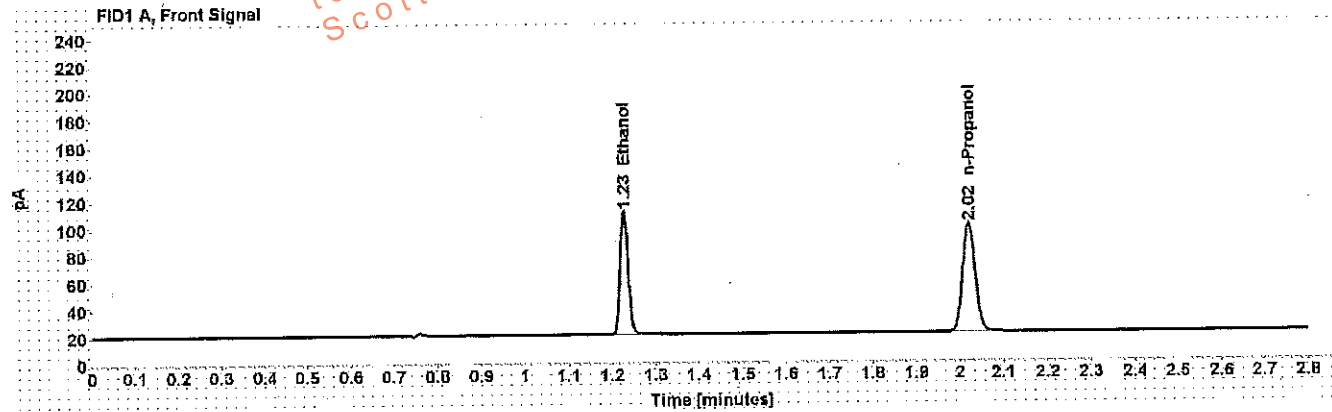


Table 1: FID 1 A (column DB-ALC1)

Compound	Time (min)	Peak Area
Ethanol	1.228	116.867
n-Propanol	2.022	163.943

Table 2: FID 2 B (column DB-ALC2)

Compound	Time (min)	Peak Area
Ethanol	1.325	112.538
n-Propanol	2.343	157.282

# Scottsdale Police Department Crime Lab Volatiles Analysis

<b>Sample:</b> 0.400 Cerilliant FN11191402	<b>Item number:</b>
<b>Injection date:</b> 5/16/2017 12:34:47 PM	<b>Vial:</b> 4
<b>Method:</b> ethanol quant.M	<b>Sequence:</b> 16May17
<b>Instrument:</b> US14173023 CN14160045	<b>Analyst:</b> Adrian
<b>Data file:</b> C:\Chem32\1\Data\16May17\14.D	

Dissemination is restricted to Criminal Justice Agencies only. Any unauthorized dissemination to unauthorized agencies is PROHIBITED. Scottsdale City Prosecutor's Office

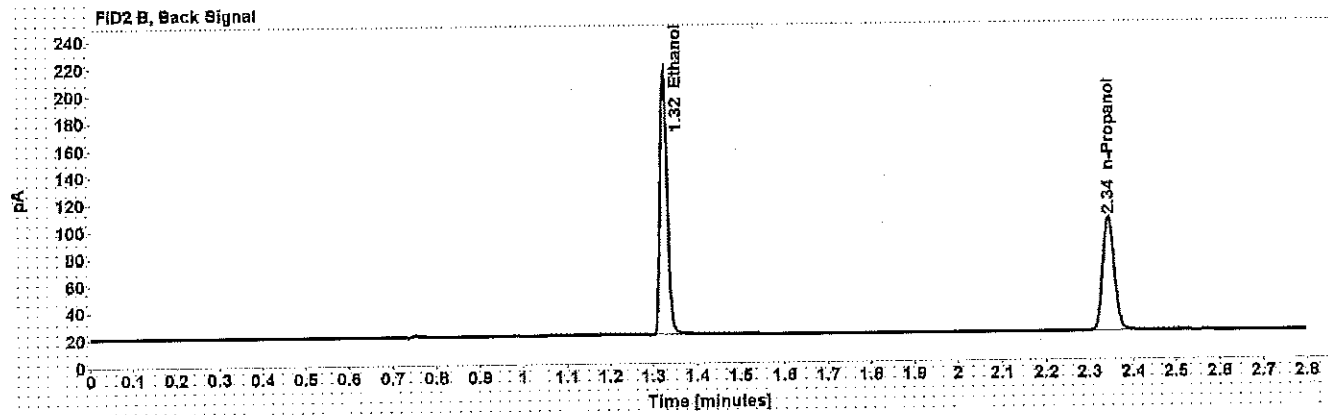
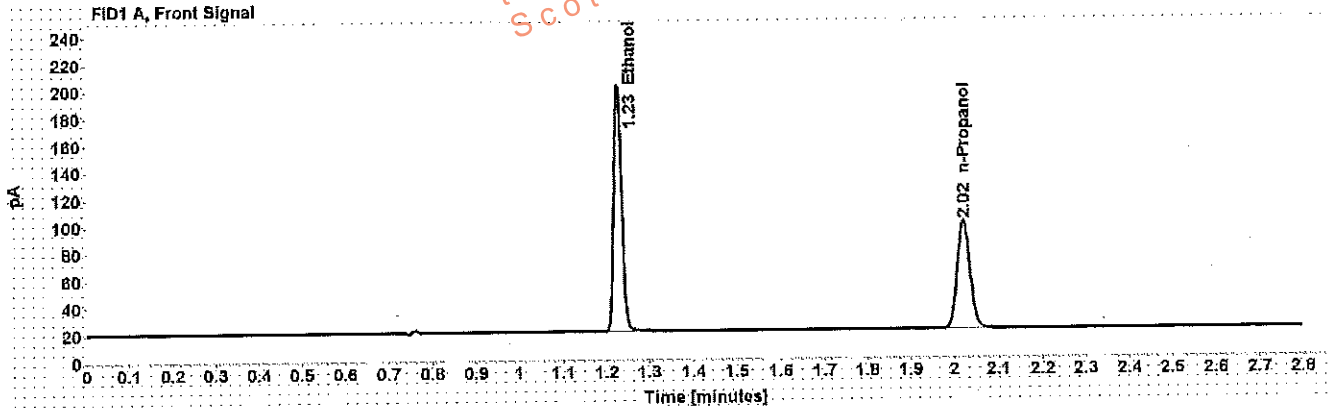


Table 1: FID 1 A (column DB-ALC1)

Compound	Time (min)	Peak Area
Ethanol	1.227	233.482
n-Propanol	2.021	163.114

Table 2: FID 2 B (column DB-ALC2)

Compound	Time (min)	Peak Area
Ethanol	1.325	225.686
n-Propanol	2.343	156.480

WA

# Scottsdale Police Department Crime Lab Volatiles Analysis

**Sample:** blank 041717 **Item number:**  
**Injection date:** 5/16/2017 12:38:47 PM **Vial:** 5  
**Method:** ethanol quant.M **Sequence:** 16May17  
**Instrument:** US14173023 CN14160045 **Analyst:** Adrian  
**Data file:** C:\Chem32\1\Data\16May17\5.D

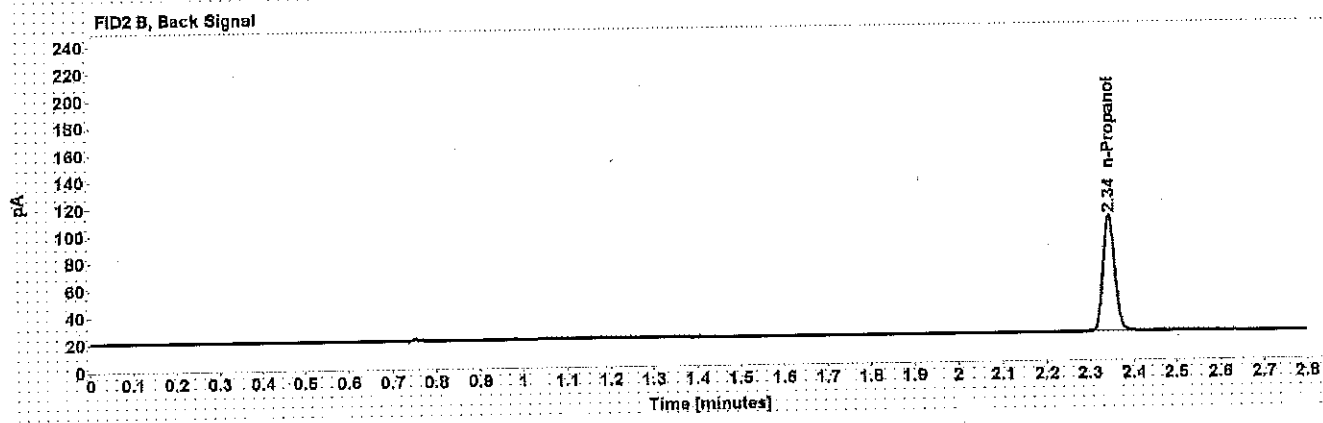
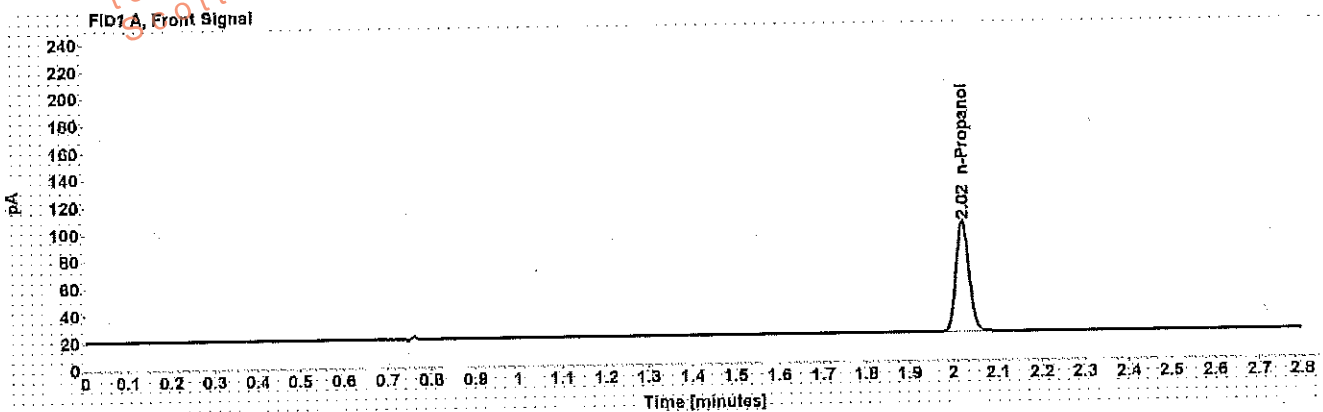


Table 1: FID 1 A (column DB-ALC1)

Compound	Amount (g/100mL)	Time (min)	Peak Area
n-Propanol	-----	2.021	166.709

Table 2: FID 2 B (column DB-ALC2)

Compound	Time (min)	Peak Area
n-Propanol	2.343	159.944

WA

# Scottsdale Police Department Crime Lab Volatiles Analysis

<b>Sample:</b> volatiles mix 020917 WLA	<b>Item number:</b>
<b>Injection date:</b> 5/16/2017 12:42:47 PM	<b>Vial:</b> 6
<b>Method:</b> ethanol quant.M	<b>Sequence:</b> 16May17
<b>Instrument:</b> US14173023 CN14160045	<b>Analyst:</b> Adrian
<b>Data file:</b> C:\Chem3211\Data\16May17\6.D	

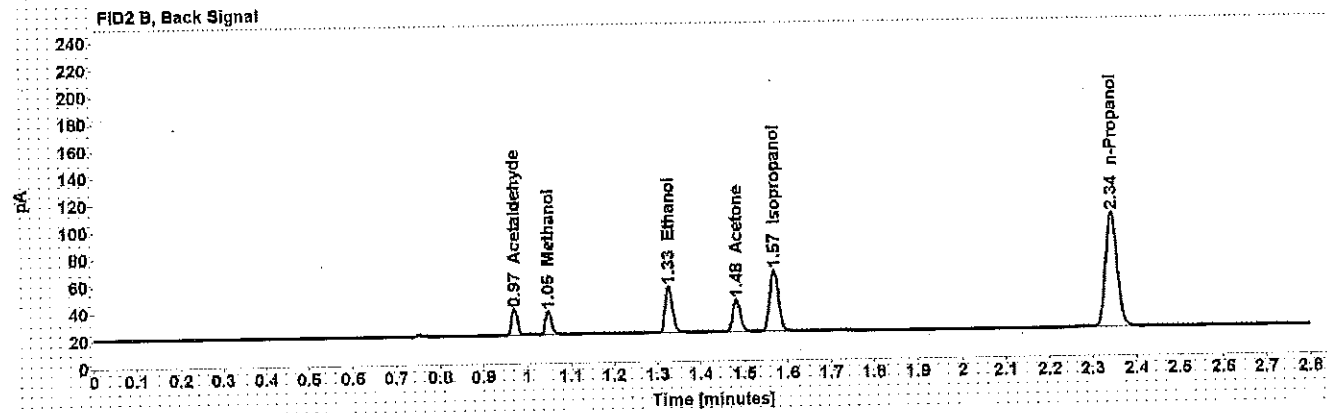
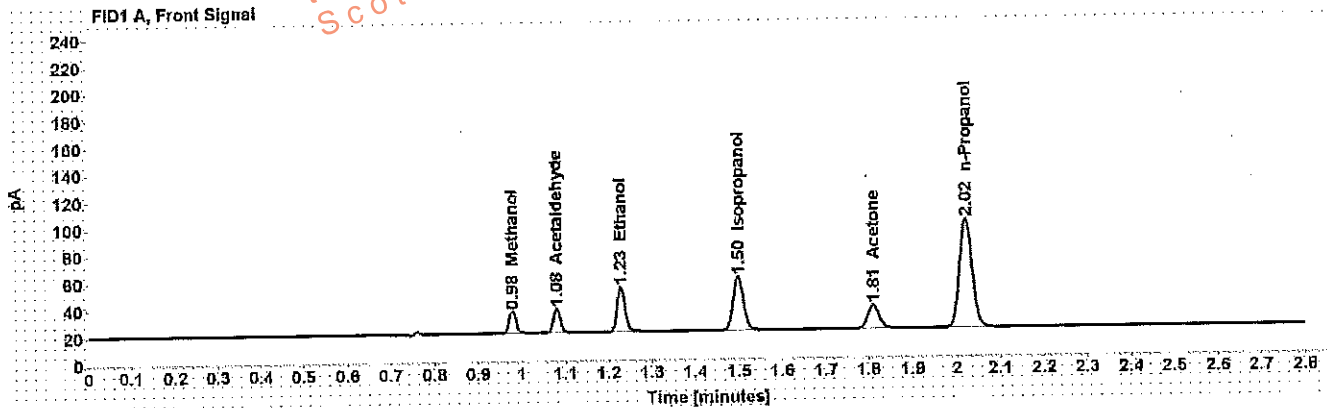


Table 1: FID 1 A (column DB-ALC1)

Compound	Amount (g/100mL)	Time (min)	Peak Area
Methanol	-----	0.979	18.329
Acetaldehyde	-----	1.081	19.344
>Ethanol	0.0725	1.228	42.159
Isopropanol	-----	1.499	65.363
Acetone	-----	1.810	31.188
n-Propanol	-----	2.021	164.131

Table 2: FID 2 B (column DB-ALC2)

Compound	Time (min)	Peak Area
Acetaldehyde	0.970	19,239
Methanol	1.049	17,653
Ethanol	1.326	40,435
Acetone	1.482	30,051
Isopropanol	1.568	63,436
n-Propanol	2.343	157,595



# Scottsdale Police Department Crime Lab Volatiles Analysis

Sample: 0.400 Lipomed 08012015-C	Item number:
Injection date: 5/16/2017 12:47:02 PM	Vial: 7
Method: ethanol quant.M	Sequence: 16May17
Instrument: US14173023 CN14160045	Analyst: Adrian
Data file: C:\Chem32\1\Data\16May17\17.D	

Dissemination is restricted to Criminal Justice Agencies only. Any unauthorized dissemination to unauthorized agencies is PROHIBITED. Scottsdale City Prosecutor WA

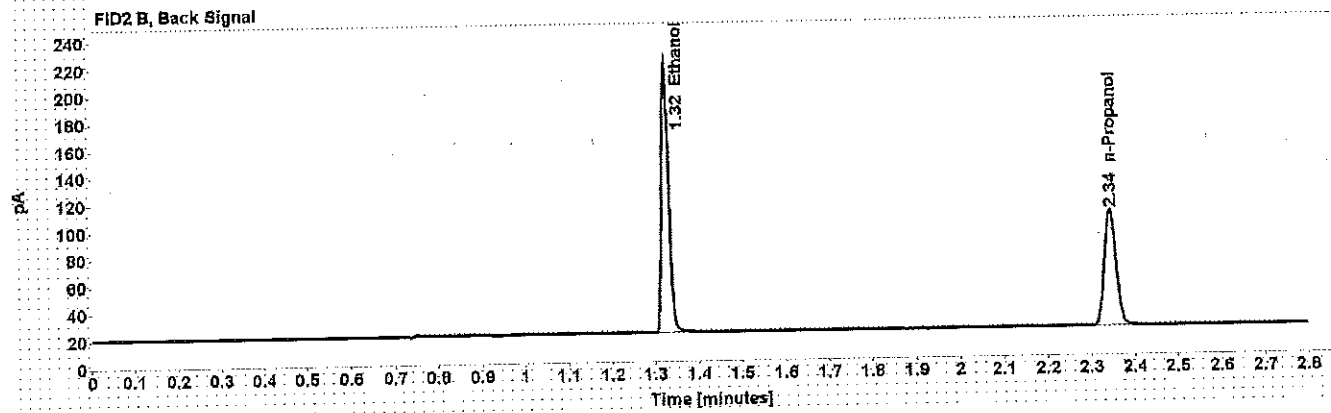
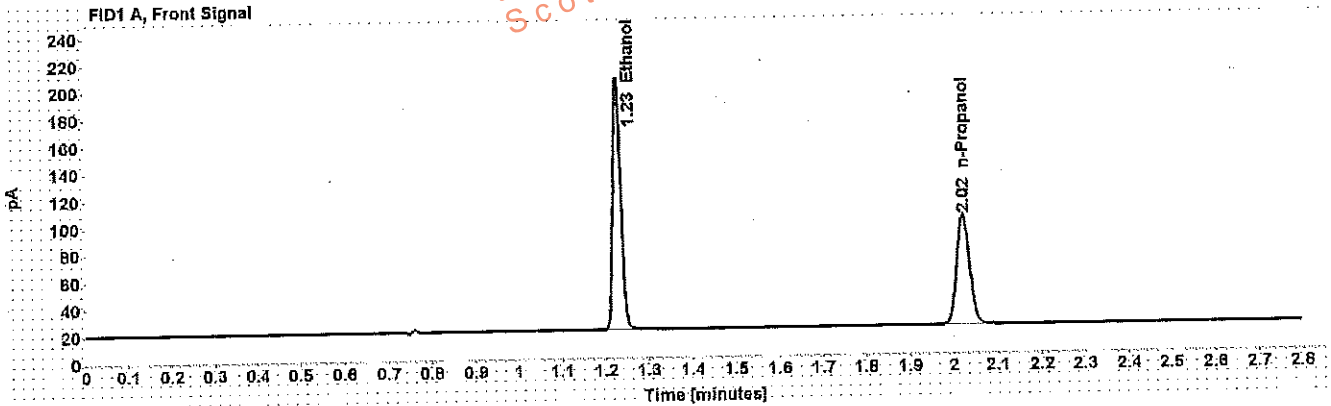


Table 1: FID 1 A (column DB-ALC1)

Compound	Amount (g/100mL)	Time (min)	Peak Area
>Ethanol	0.4028	1.228	238.772
n-Propanol	-----	2.022	165.730

Table 2: FID 2 B (column DB-ALC2)

Compound	Time (min)	Peak Area
Ethanol	1.325	230.801
n-Propanol	2.343	158.946

JA

# Scottsdale Police Department Crime Lab Volatiles Analysis

**Sample:** 0.040 Lipomed 09022015-A  
**Injection date:** 5/16/2017 12:51:01 PM  
**Method:** ethanol quant.M  
**Instrument:** US14173023 CN14160045  
**Data file:** C:\Chem132\11\Data\16May17\18.D

**Item number:**  
**Vial:** 8  
**Sequence:** 16May17  
**Analyst:** Adrian

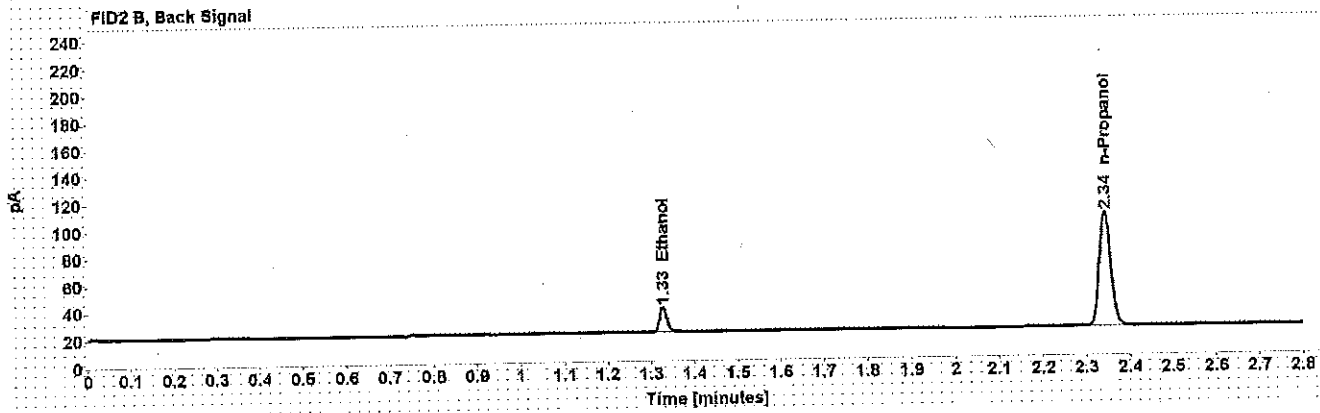
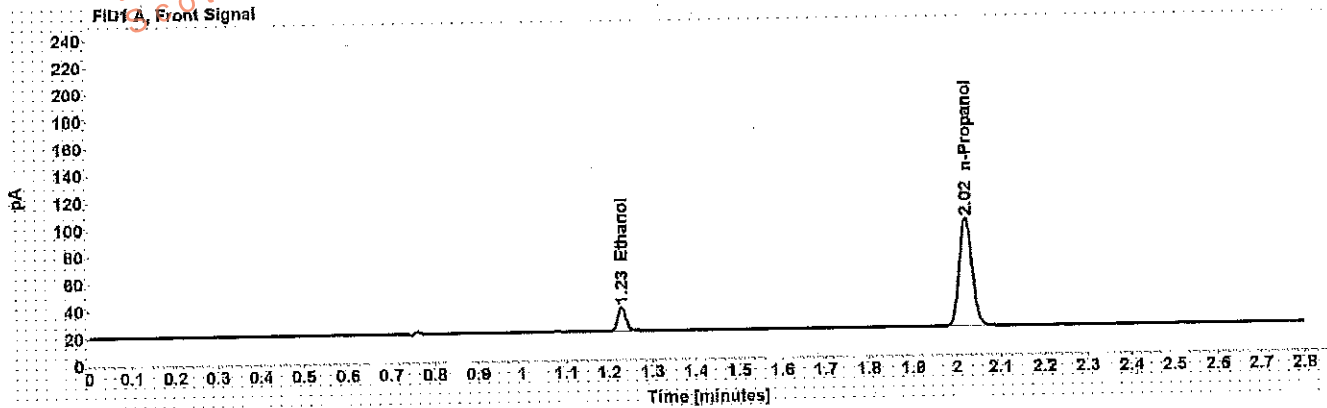


Table 1: FID 1 A (column DB-ALC1)

Compound	Amount (g/100mL)	Time (min)	Peak Area
>Ethanol	0.0398	1.229	22.810
n-Propanol	-----	2.022	163.264

Table 2: FID 2 B (column DB-ALC2)

Compound	Time (min)	Peak Area
Ethanol	1.327	21.607
n-Propanol	2.343	156.681

# Scottsdale Police Department Crime Lab Volatiles Analysis

44

Dissemination is restricted to Criminal Justice Agencies and authorized personnel only. Secondary dissemination to unauthorized agencies is PROHIBITED.  
 Scottsdale City Prosecutor

<b>Sample:</b> 0.20 ACQ 407041529/3	<b>Item number:</b>
<b>Injection date:</b> 5/16/2017 12:55:02 PM	<b>Vial:</b> 9
<b>Method:</b> ethanol quant.M	<b>Sequence:</b> 16May17
<b>Instrument:</b> US14173023 CN14160045	<b>Analyst:</b> Adrian
<b>Data file:</b> C:\Chem32\11Data\16May17\9.D	

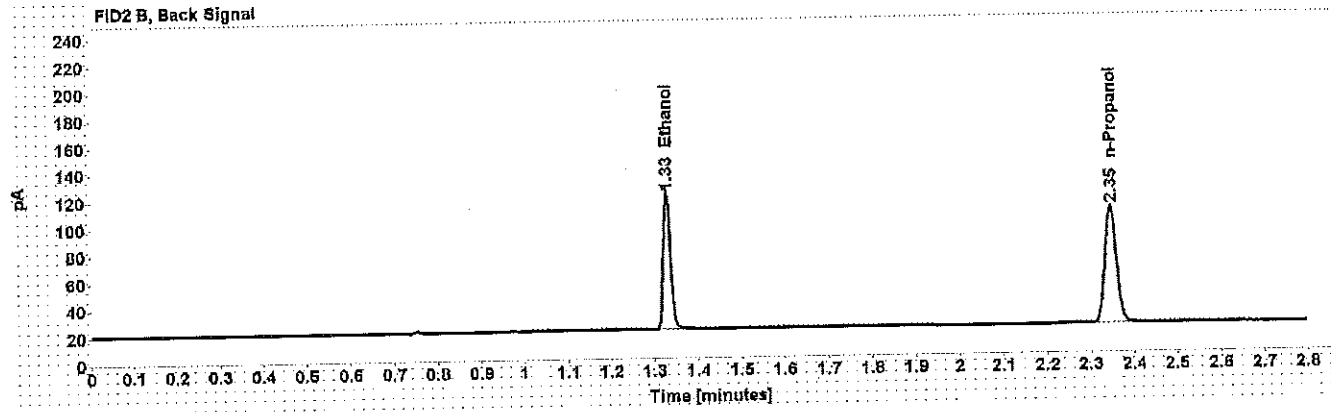
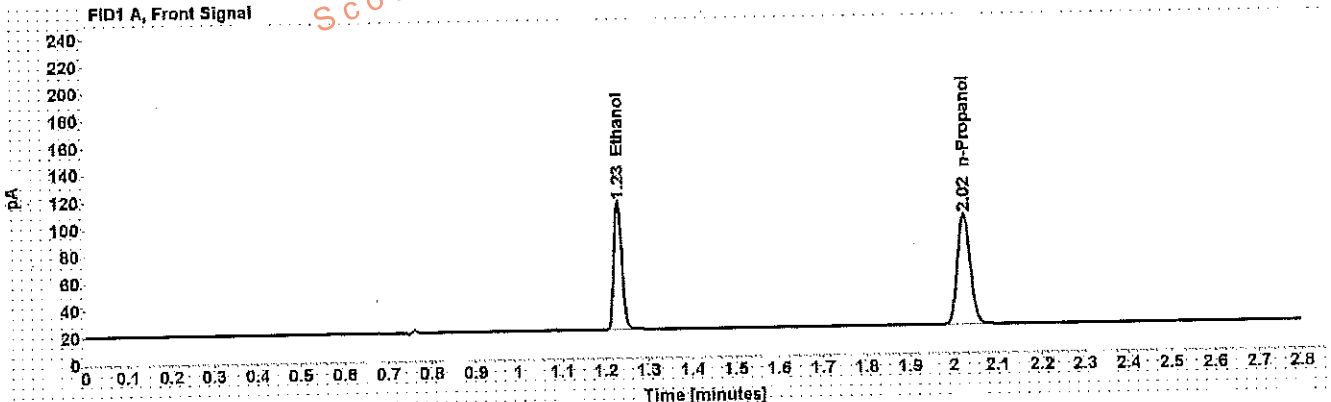


Table 1: FID 1 A (column DB-ALC1)

Compound	Amount (g/100mL)	Time (min)	Peak Area
>Ethanol	0.2028	1.230	121.281
n-Propanol	-----	2.024	167.504

Table 2: FID 2 B (column DB-ALC2)

Compound	Time (min)	Peak Area
Ethanol	1.328	116.540
n-Propanol	2.346	161.019

# Scottsdale Police Department Crime Lab Volatiles Analysis

<b>Sample:</b> 0.080 Lipomed 28082014-B	<b>Item number:</b>
<b>Injection date:</b> 5/16/2017 1:39:31 PM	<b>Vial:</b> 20
<b>Method:</b> ethanol quant.M	<b>Sequence:</b> 16May17
<b>Instrument:</b> US14173023 CN14160045	<b>Analyst:</b> Adrian
<b>Data file:</b> C:\Chem32\1\Data\16May17\20.D	

Dissemination is restricted to Criminal Justice Agencies and authorized agencies. Dissemination to unauthorized agencies is PROHIBITED.  
Scottsdale City Prosecutor

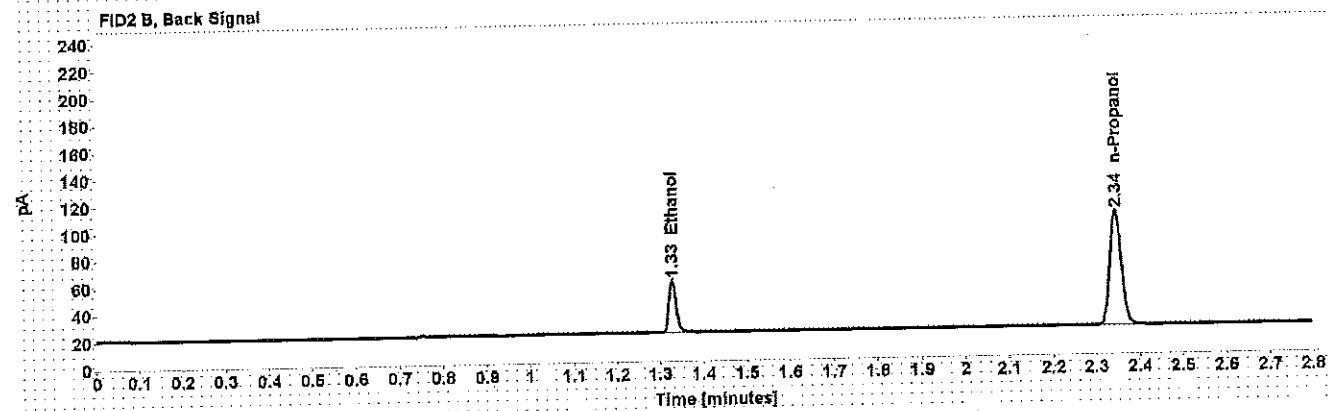
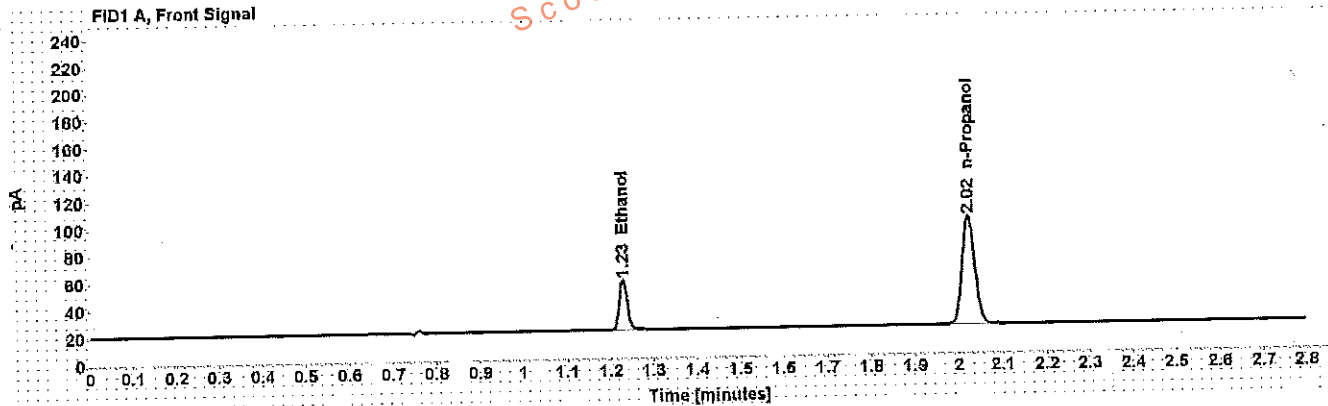


Table 1: FID 1 A (column DB-ALC1)

Compound	Amount (g/100mL)	Time (min)	Peak Area
>Ethanol	0.0809	1.230	46.948
n-Propanol	-----	2.023	163.555

Table 2: FID 2 B (column DB-ALC2)

Compound	Time (min)	Peak Area
Ethanol	1.328	45.088
n-Propanol	2.345	157.350

# Scottsdale Police Department Crime Lab Volatiles Analysis

<b>Sample:</b> 0.150 Lipomed 09022015-C	<b>Item number:</b>
<b>Injection date:</b> 5/16/2017 2:24:01 PM	<b>Vial:</b> 31
<b>Method:</b> ethanol quant.M	<b>Sequence:</b> 16May17
<b>Instrument:</b> US14173023 CN14160045	<b>Analyst:</b> Adrian
<b>Data file:</b> C:\Chem32\1\Data\16May17\31.D	

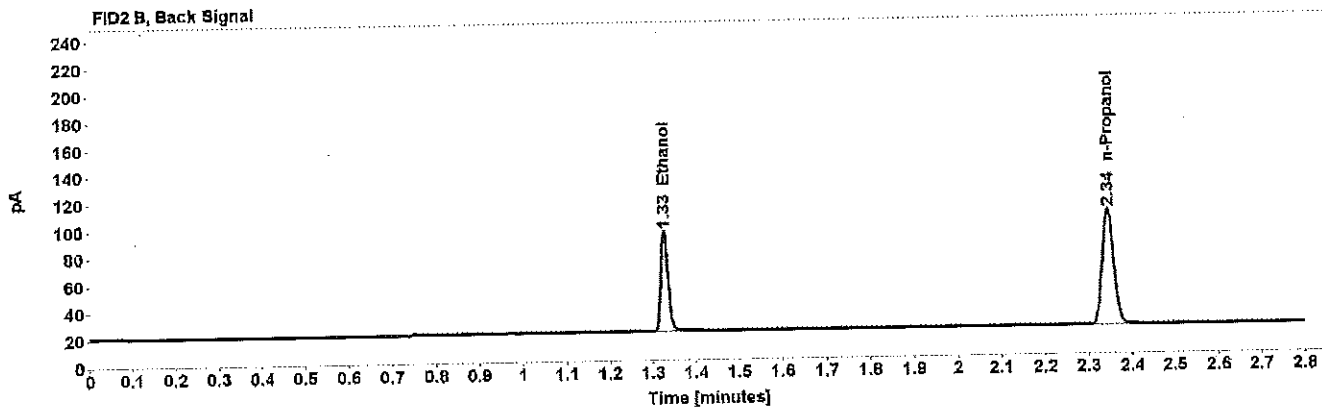
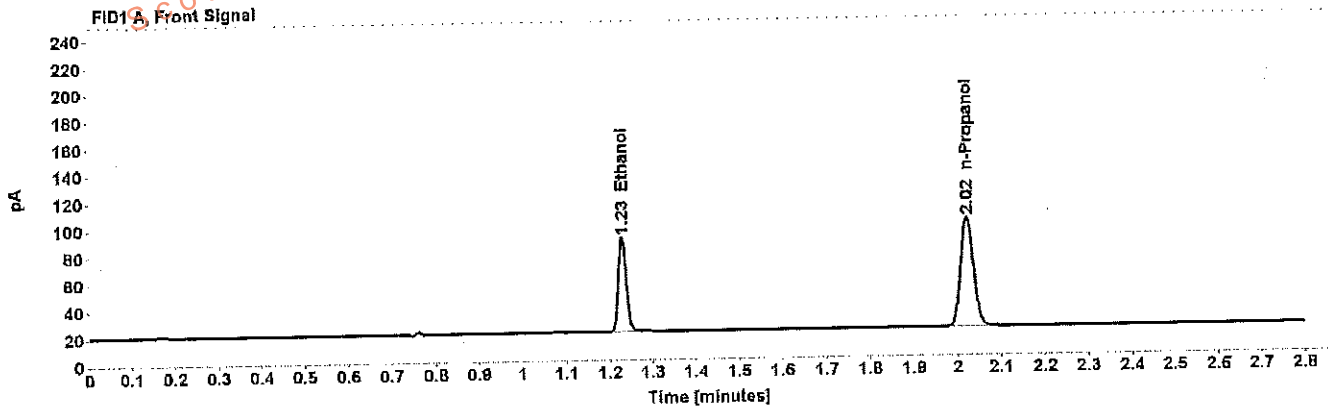


Table 1: FID 1 A (column DB-ALC1)

Compound	Amount (g/100mL)	Time (min)	Peak Area
>Ethanol	0.1525	1.229	89.584
n-Propanol	-----	2.023	164.728

Table 2: FID 2 B (column DB-ALC2)

Compound	Time (min)	Peak Area
Ethanol	1.328	86.400
n-Propanol	2.345	158.356

# Scottsdale Police Department Crime Lab Volatiles Analysis

64

<b>Sample:</b> 0.20 ACQ 407041529/3	<b>Item number:</b>
<b>Injection date:</b> 5/16/2017 3:08:17 PM	<b>Vial:</b> 42
<b>Method:</b> ethanol quant.M	<b>Sequence:</b> 16May17
<b>Instrument:</b> US14173023 CN14160045	<b>Analyst:</b> Adrian
<b>Data file:</b> C:\Chem32\13Data\16May17\42.D	

Dissemination is restricted to Criminal Justice Agencies and authorized personnel only. Secondary dissemination to unauthorized agencies is PROHIBITED. Scottsdale City Prosecutor

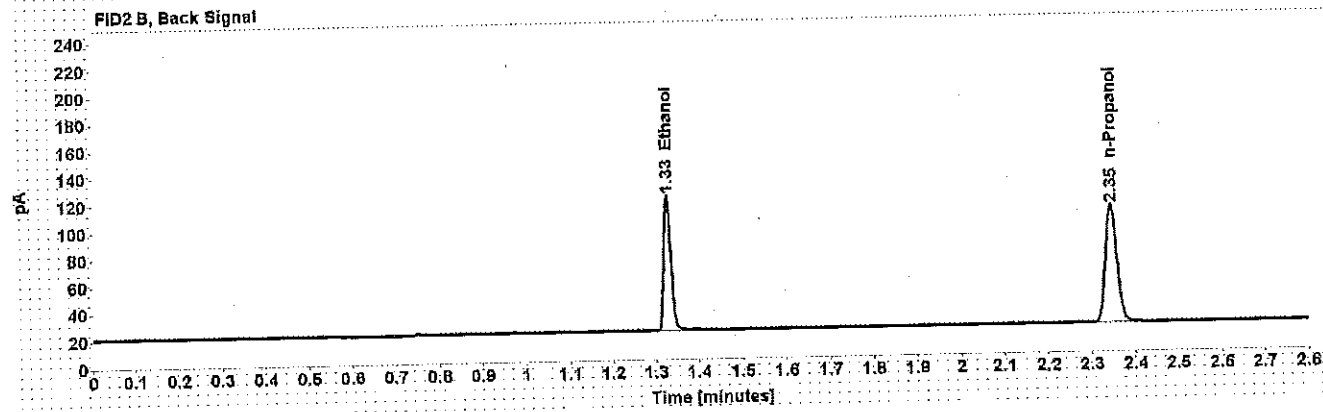
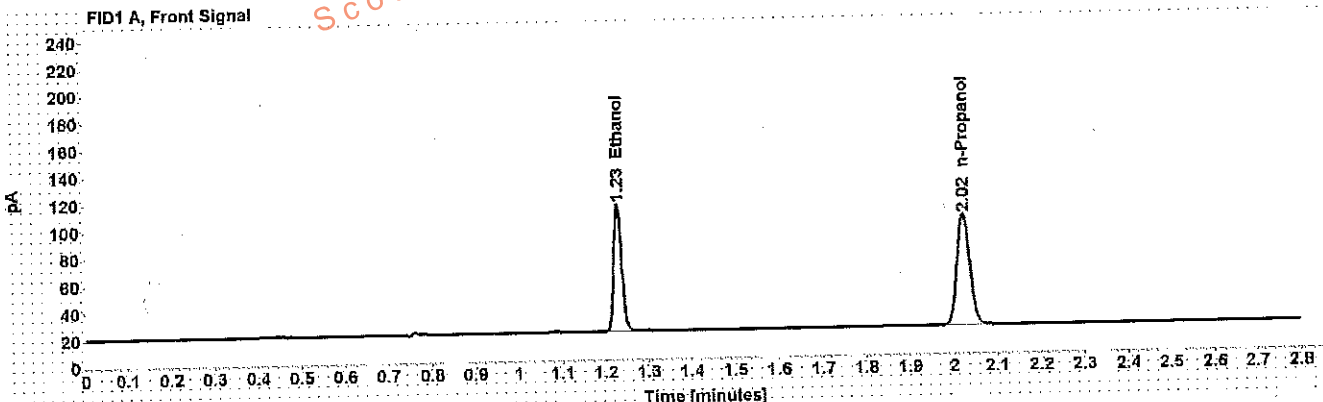


Table 1: FID 1 A (column DB-ALC1)

Compound	Amount (g/100mL)	Time (min)	Peak Area
>Ethanol	0.2009	1.229	120.151
n-Propanol	-----	2.023	167.550

Table 2: FID 2 B (column DB-ALC2)

Compound	Time (min)	Peak Area
Ethanol	1.327	115.915
n-Propanol	2.345	161.284

# Scottsdale Police Department Crime Lab Volatiles Analysis

<b>Sample:</b> 0.080 Lipomed 28082014-B	<b>Item number:</b>
<b>Injection date:</b> 5/16/2017 3:52:47 PM	<b>Vial:</b> 53
<b>Method:</b> ethanol quant.M	<b>Sequence:</b> 16May17
<b>Instrument:</b> US14173023 CN14160045	<b>Analyst:</b> Adrian
<b>Data file:</b> C:\Chem32\1\Data\16May17\53.D	

Dissemination is restricted to Criminal Justice Agencies and authorized personnel only. Dissemination to unauthorized agencies is PROHIBITED. Scottsdale City Prosecutor's Office

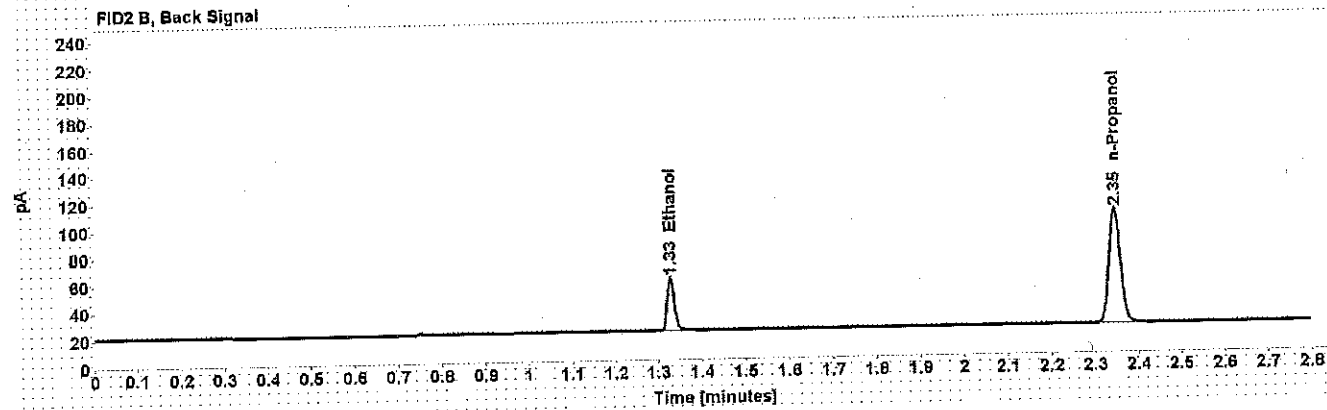
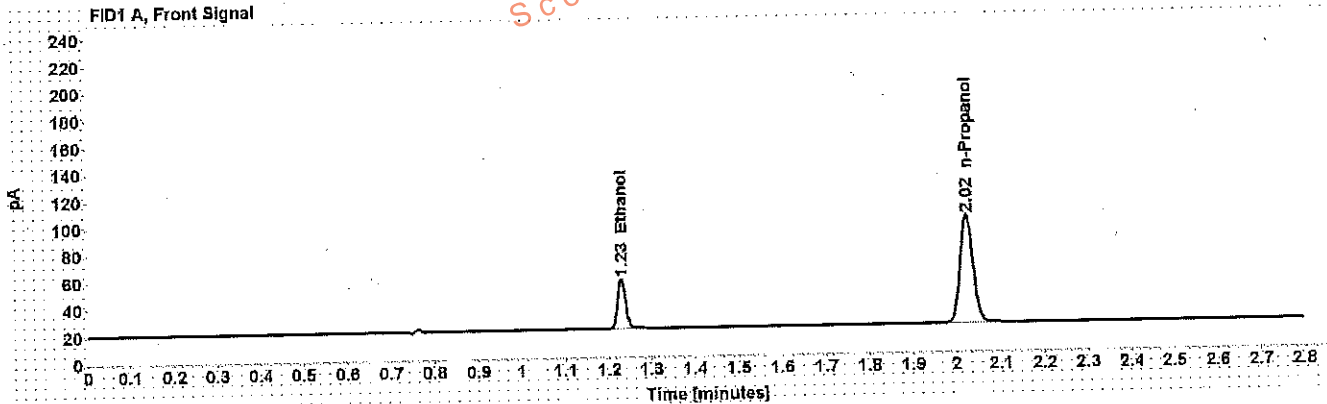


Table 1: FID 1 A (column DB-ALC1)

Compound	Amount (g/100mL)	Time (min)	Peak Area
>Ethanol	0.0812	1.230	47.065
n-Propanol	-----	2.023	163.276

Table 2: FID 2 B (column DB-ALC2)

Compound	Time (min)	Peak Area
Ethanol	1.328	45.224
n-Propanol	2.345	156.998

# Scottsdale Police Department Crime Lab Volatiles Analysis

<b>Sample:</b> 0.150 Lipomed 09022015-C	<b>Item number:</b>
<b>Injection date:</b> 5/16/2017 4:37:16 PM	<b>Vial:</b> 64
<b>Method:</b> ethanol quant.M	<b>Sequence:</b> 16May17
<b>Instrument:</b> US14173023 CN14160045	<b>Analyst:</b> Adrian
<b>Data file:</b> C:\Chem32\1\Data\16May17\64.D	

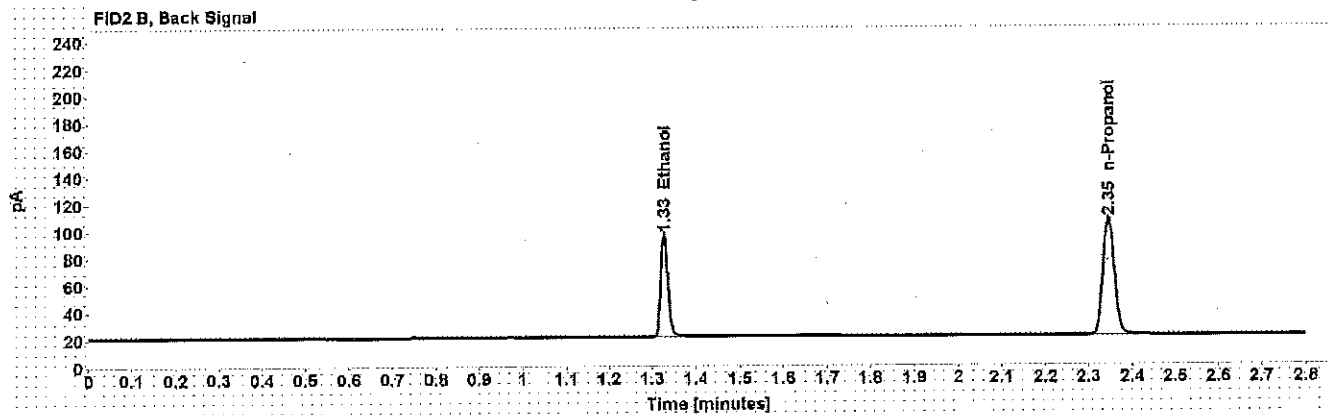
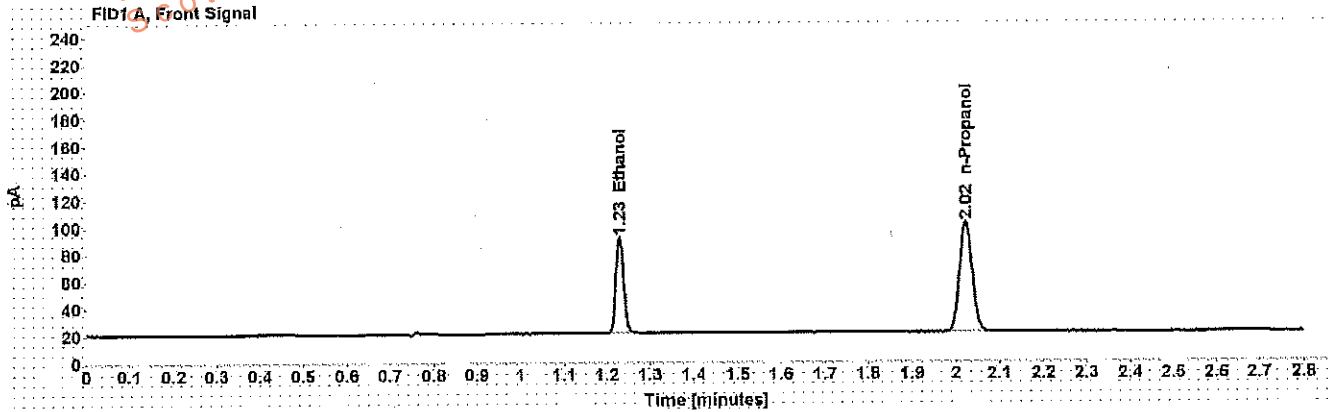


Table 1: FID 1 A (column DB-ALC1)

Compound	Amount (g/100mL)	Time (min)	Peak Area
>Ethanol	0.1531	1.230	90.798
n-Propanol	-----	2.023	166.398

Table 2: FID 2 B (column DB-ALC2)

Compound	Time (min)	Peak Area
Ethanol	1.328	87.832
n-Propanol	2.345	160.340



WA

# Scottsdale Police Department Crime Lab Volatiles Analysis

Dissemination is restricted to Criminal Justice Agencies and authorized personnel only. Secondary dissemination to unauthorized agencies is PROHIBITED.  
Scottsdale City Prosecutor

Sample:	0.40 Lipomed 08012015-C	Item number:	
Injection date:	5/16/2017 5:21:47 PM	Vial:	75
Method:	ethanol quant.M	Sequence:	16May17
Instrument:	US14173023 CN14160045	Analyst:	Adrian
Data file:	C:\Chem32\11Data\16May17\75.D		

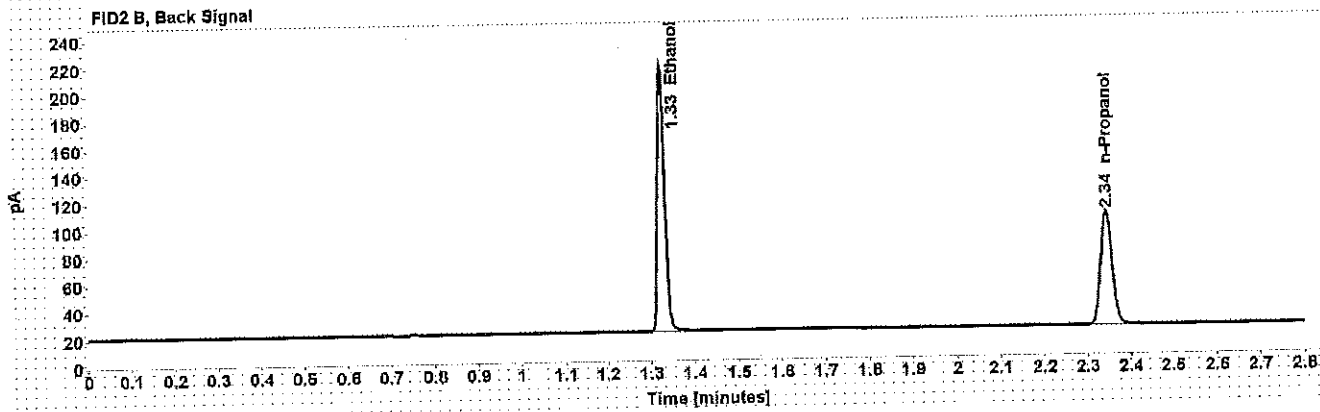
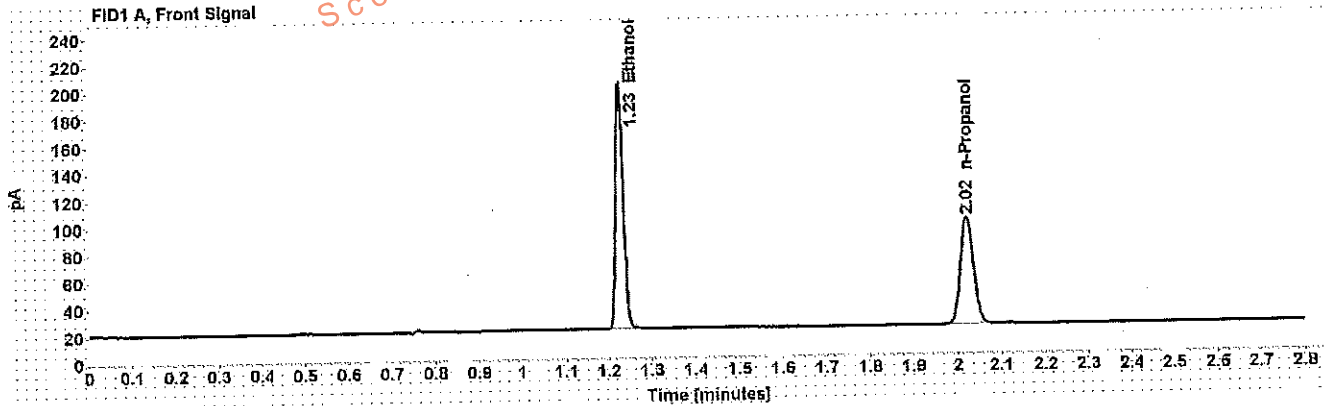


Table 1: FID 1 A (column DB-ALC1)

Compound	Amount (g/100mL)	Time (min)	Peak Area
>Ethanol	0.4042	1.228	234.526
n-Propanol	-----	2.022	162.233

Table 2: FID 2 B (column DB-ALC2)

Compound	Time (min)	Peak Area
Ethanol	1.325	227.197
n-Propanol	2.344	156.256

# Scottsdale Police Department Crime Lab Volatiles Analysis

<b>Sample:</b> 0.04 Lipomed 09022015-A	<b>Item number:</b>
<b>Injection date:</b> 5/16/2017 5:25:46 PM	<b>Vial:</b> 76
<b>Method:</b> ethanol quant.M	<b>Sequence:</b> 16May17
<b>Instrument:</b> US14173023 CN14160045	<b>Analyst:</b> Adrian
<b>Data file:</b> C:\Chem32\1\Data\16May17\76.D	

Dissemination is restricted to Criminal Justice Agencies and authorized personnel only. Dissemination to unauthorized agencies is PROHIBITED.  
 Scottsdale City Prosecutor

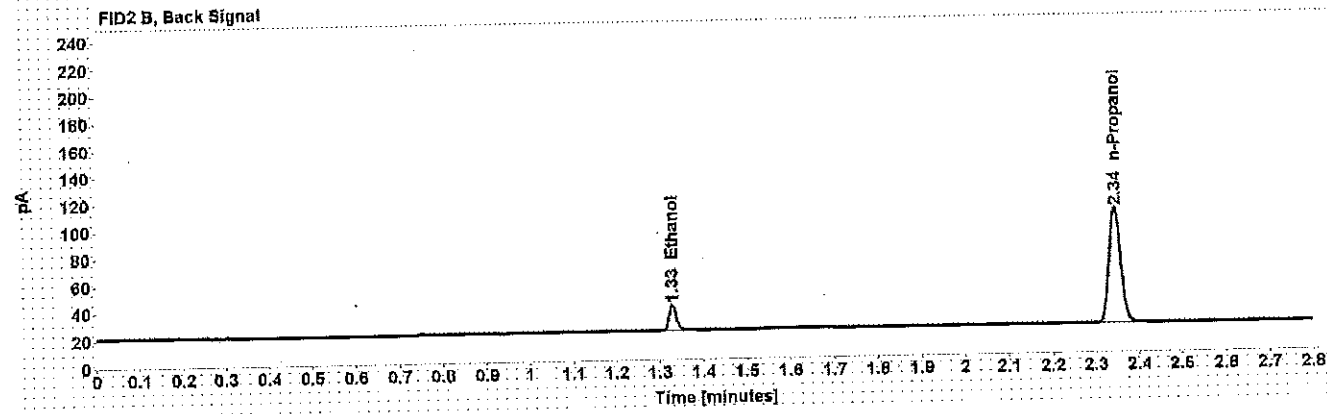
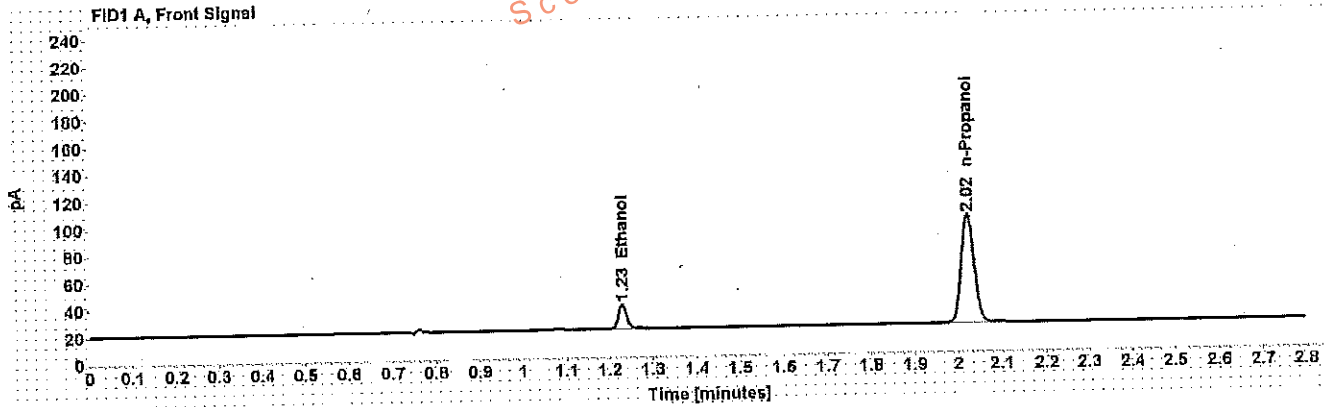


Table 1: FID 1 A (column DB-ALC1)

Compound	Amount (g/100mL)	Time (min)	Peak Area
>Ethanol	0.0402	1.230	23.200
n-Propanol	-----	2.022	164.241

Table 2: FID 2 B (column DB-ALC2)

Compound	Time (min)	Peak Area
Ethanol	1.328	22.145
n-Propanol	2.344	158.416

WA

# Scottsdale Police Department Crime Lab Volatiles Analysis

Sample:	0.20 ACQ 407041529/3	Item number:	
Injection date:	5/16/2017 5:29:47 PM	Vial:	77
Method:	ethanol quant M	Sequence:	16May17
Instrument:	US14173023 CN14160045	Analyst:	Adrian
Data file:	C:\Chem32\1>Data\16May17\77.D		

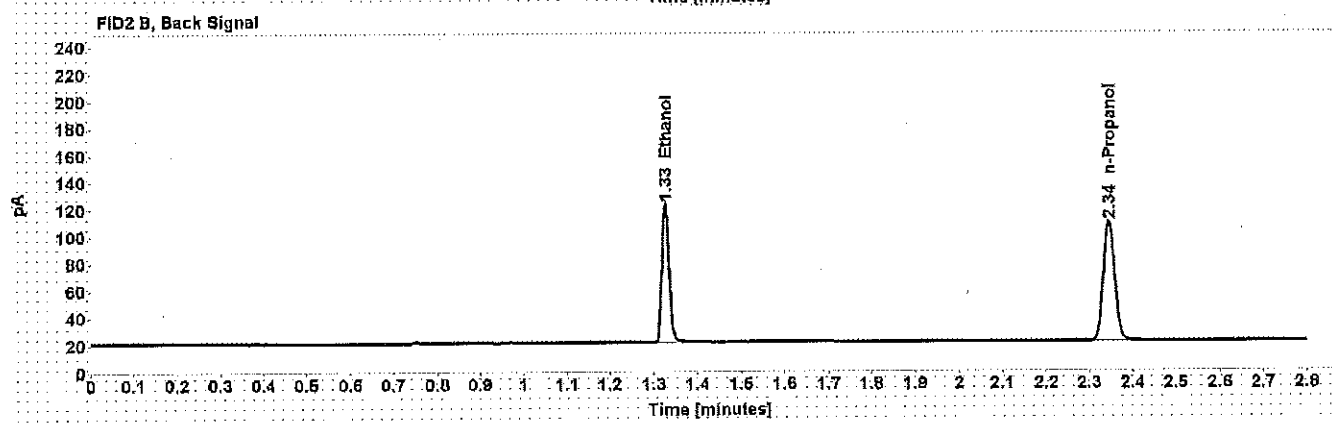
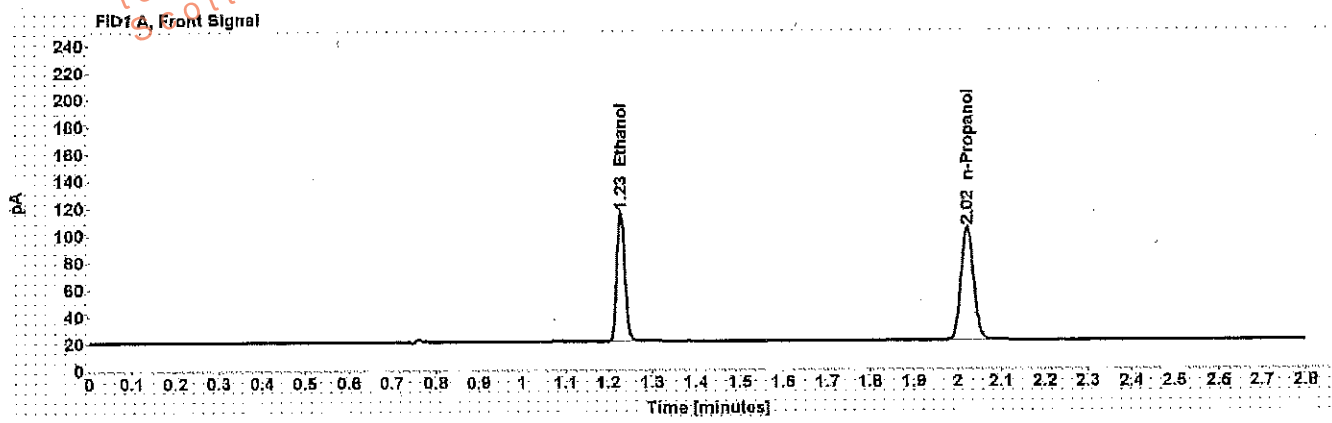


Table 1: FID 1 A (column DB-ALC1)

Compound	Amount (g/100mL)	Time (min)	Peak Area
>Ethanol	0.2006	1.229	122.289
n-Propanol	-----	2.022	170.757

Table 2: FID 2 B (column DB-ALC2)

Compound	Time (min)	Peak Area
Ethanol	1.327	117.917
n-Propanol	2.344	164.376

WA

# Scottsdale Police Department Crime Lab Volatiles Analysis

Dissemination is restricted to Criminal Justice Agencies and authorized Non-C.J. Agencies ONLY. Secondary dissemination to unauthorized agencies is PROHIBITED.  
Scottsdale City Prosecutor

<b>Sample:</b>	blank 041717	<b>Item number:</b>	
<b>Injection date:</b>	5/16/2017 5:33:47 PM	<b>Vial:</b>	78
<b>Method:</b>	ethanol quant.M	<b>Sequence:</b>	16May17
<b>Instrument:</b>	US14173023 CN14160045	<b>Analyst:</b>	Adrian
<b>Data file:</b>	C:\Chem3211\Data\16May17\78.D		

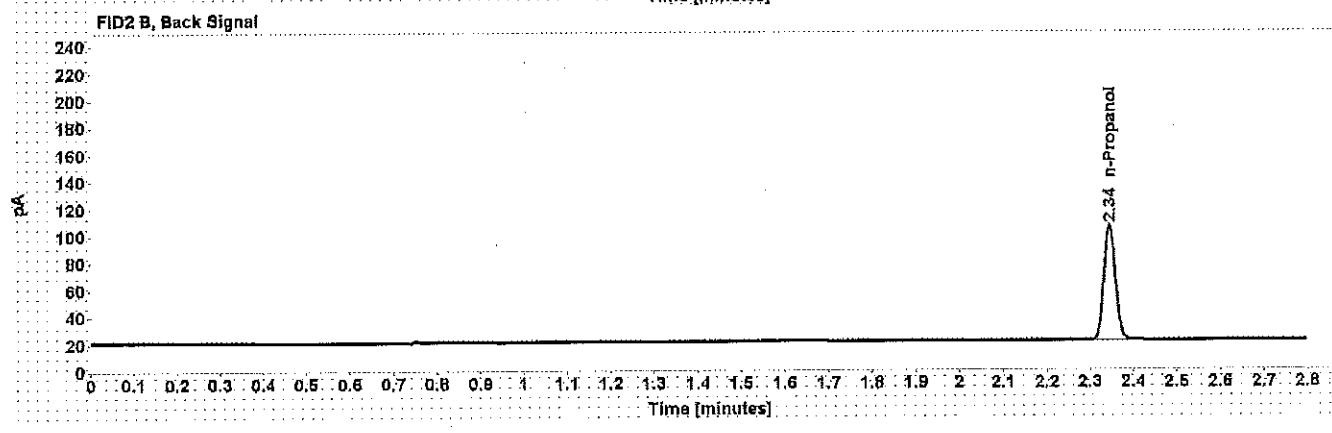
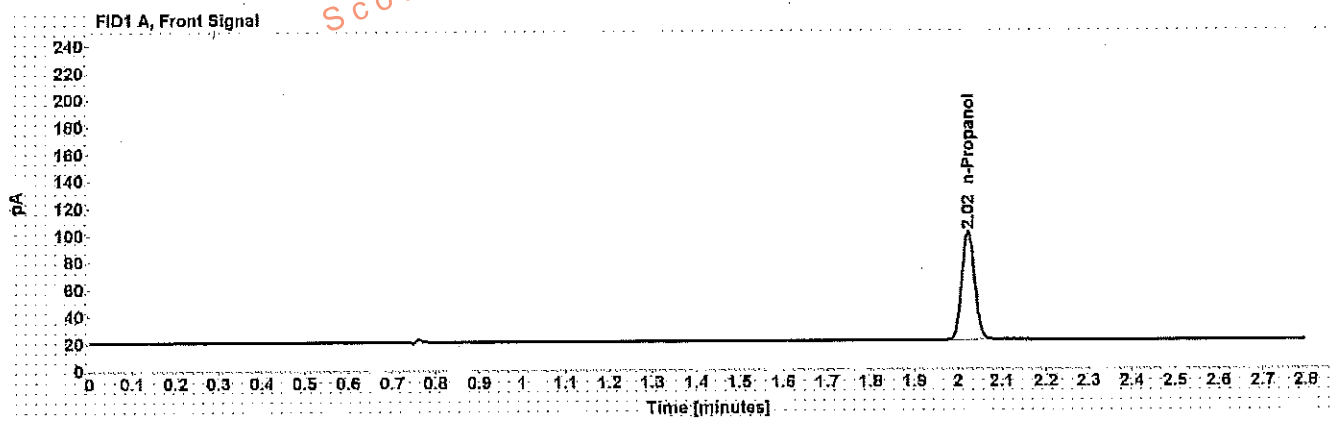


Table 1: FID 1 A (column DB-ALC1)

Compound	Amount (g/100mL)	Time (min)	Peak Area
n-Propanol	-----	2.023	164.330

Table 2: FID 2 B (column DB-ALC2)

Compound	Time (min)	Peak Area
n-Propanol	2.345	158.066

# Sequence Summary

Sequence name: 16May17 Instrument: US14173023 CN14160045 Analyst: Adrian

Vial	Sample	Type	Item Number	Method
1	0.020 Cerilliant FN03241604	Calibration		ethanol quant.M
2	0.100 Cerilliant FN06181501	Calibration		ethanol quant.M
3	0.200 Cerilliant FN07201502	Calibration		ethanol quant.M
4	0.400 Cerilliant FN11191402	Calibration		ethanol quant.M
5	blank 041717	Control		ethanol quant.M
6	volatiles mix 020917 WLA	Control		ethanol quant.M
7	0.400 Lipomed 08012015-C	Control		ethanol quant.M
8	0.040 Lipomed 09022015-A	Control		ethanol quant.M
9	0.20 ACQ 407041529/3	Control		ethanol quant.M
10		Sample	327-01A	ethanol quant.M
11		Sample	327-01A	ethanol quant.M
12		Sample	1152223	ethanol quant.M
13		Sample	1152223	ethanol quant.M
14		Sample	1128361	ethanol quant.M
15		Sample	1128361	ethanol quant.M
16		Sample	1128880	ethanol quant.M
17		Sample	1128880	ethanol quant.M
18		Sample	1150392	ethanol quant.M
19		Sample	1150392	ethanol quant.M
20	0.080 Lipomed 28082014-B	Control		ethanol quant.M
21		Sample	1122352	ethanol quant.M
22		Sample	1122352	ethanol quant.M
23		Sample	1148745	ethanol quant.M
24		Sample	1148745	ethanol quant.M
25		Sample	1148848	ethanol quant.M
26		Sample	1148848	ethanol quant.M
27		Sample	1128908	ethanol quant.M
28		Sample	1128908	ethanol quant.M
29		Sample	1151713	ethanol quant.M
30		Sample	1151713	ethanol quant.M
31	0.150 Lipomed 09022015-C	Control		ethanol quant.M
32		Sample	1148867	ethanol quant.M
33		Sample	1148867	ethanol quant.M
34		Sample	1152100	ethanol quant.M
35		Sample	1152100	ethanol quant.M
36		Sample	1132432	ethanol quant.M
37		Sample	1132432	ethanol quant.M
38		Sample	1153548	ethanol quant.M
39		Sample	1153548	ethanol quant.M
40		Sample	1152880	ethanol quant.M
41		Sample	1152880	ethanol quant.M
42	0.20 ACQ 407041529/3	Control		ethanol quant.M
43		Sample	1118308	ethanol quant.M
44		Sample	1118308	ethanol quant.M
45		Sample	1150612	ethanol quant.M
46		Sample	1150612	ethanol quant.M
47		Sample	1149377	ethanol quant.M

Dissemination is restricted to Criminal Justice Agencies and authorized Non-C. Agencies ONLY. Secondary dissemination to unauthorized agencies is PROHIBITED.

WA

### Sequence Summary

48		Sample	1149377	ethanol quant.M
49		Sample	1150214	ethanol quant.M
50		Sample	1150214	ethanol quant.M
51		Sample	1150935	ethanol quant.M
52		Sample	1150935	ethanol quant.M
53	0.080 Lipomed 28082014-B	Control		ethanol quant.M
54		Sample	1120550	ethanol quant.M
55		Sample	1120550	ethanol quant.M
56		Sample	1153163	ethanol quant.M
57		Sample	1153163	ethanol quant.M
58		Sample	1131776	ethanol quant.M
59		Sample	1131776	ethanol quant.M
60		Sample	1154383	ethanol quant.M
61		Sample	1154383	ethanol quant.M
62		Sample	1124621	ethanol quant.M
63		Sample	1124621	ethanol quant.M
64	0.150 Lipomed 09022015-C	Control		ethanol quant.M
65		Sample	188	ethanol quant.M
66		Sample	188	ethanol quant.M
67		Sample	128	ethanol quant.M
68		Sample	128	ethanol quant.M
69		Sample	288	ethanol quant.M
70		Sample	288	ethanol quant.M
71		Sample	338	ethanol quant.M
72		Sample	338	ethanol quant.M
73		Sample	1104524	ethanol quant.M
74		Sample	1104524	ethanol quant.M
75	0.40 Lipomed 08012015-C	Control		ethanol quant.M
76	0.04 Lipomed 09022015-A	Control		ethanol quant.M
77	0.20 ACQ 407041529/3	Control		ethanol quant.M
78	blank 041717	Control		ethanol quant.M

Dissemination is restricted to Criminal Justice Agencies and authorized agencies only. Secondary dissemination to unauthorized agencies or prosecutors is PROHIBITED.  
 Scottsdale City Prosecutor

WA

# Scottsdale Police Department Crime Laboratory Summary of Cases

SEQUENCE NAME: 16May17

ANALYST: Adrian

Vials	Test 1 (g/dL)	Test 2 (g/dL)	Mean (g/dL)	Percent Difference*	Absolute Difference (g/dL)*
10 11	0.0921	0.0910	0.09155	0.60	0.00055
12 13	0.1235	0.1239	0.12370	-0.16	0.00020
14 15	0.1078	0.1078	0.10780	0.00	0.00000
16 17	0.1474	0.1468	0.14710	0.20	0.00030
18 19	0.3346	0.3356	0.33510	0.15	0.00050
21 22	0.1244	0.1232	0.12380	0.48	0.00060
23 24	0.1301	0.1301	0.13010	0.00	0.00000
25 26	0.2035	0.2042	0.20385	0.17	0.00035
27 28	0.1010	0.1012	0.10110	0.10	0.00010
29 30	0.2390	0.2402	0.23960	0.25	0.00060
32 33	0.1388	0.1399	0.13935	0.39	0.00055
34 35	0.0886	0.0870	0.08780	0.91	0.00080
36 37	0.0935	0.0938	0.09365	0.16	0.00015
38 39	0.1482	0.1467	0.14745	0.51	0.00075
40 41	0.1040	0.1045	0.10425	0.24	0.00025
43 44	0.1642	0.1643	0.16425	0.03	0.00005
45 46	0.0920	0.0917	0.09185	0.16	0.00015
47 48	0.1033	0.1029	0.10310	0.19	0.00020
49 50	0.3034	0.3004	0.30190	0.50	0.00150
51 52	0.1008	0.1018	0.10130	0.49	0.00050
54 55	0.1564	0.1566	0.15650	0.06	0.00010
56 57	0.0495	0.0506	0.05005	1.10	0.00055
58 59	0.0907	0.0911	0.09090	0.22	0.00020
60 61	0.0743	0.0739	0.07410	0.27	0.00020
62 63	0.1877	0.1871	0.18740	0.16	0.00030
65 66	0.0842	0.0838	0.08400	0.24	0.00020
67 68	0.0000	0.0000	0.00000	0.00	0.00000
69 70	0.2072	0.2050	0.20610	0.53	0.00110
71 72	0.2637	0.2619	0.26280	0.34	0.00090
73 74	0.0967	0.0955	0.09610	0.62	0.00060

\*Calculated differences are differences from the mean of the two results.

## Scottsdale Police Department Crime Lab Volatiles Analysis

Sample:	[REDACTED]	Item number:	327-01A
Injection date:	5/16/2017 12:59:02 PM	Vial:	10
Method:	ethanol quant.M	Sequence:	16May17
Instrument:	US14173023 CN14160045	Analyst:	Adrian
Data file:	C:\Chem32\1\Data\16May17\10.D		

Dissemination is restricted to Criminal Justice Agencies and authorized Non-C.J. Agencies ONLY. Secondary dissemination to unauthorized agencies is PROHIBITED.  
Scottsdale City Prosecutor

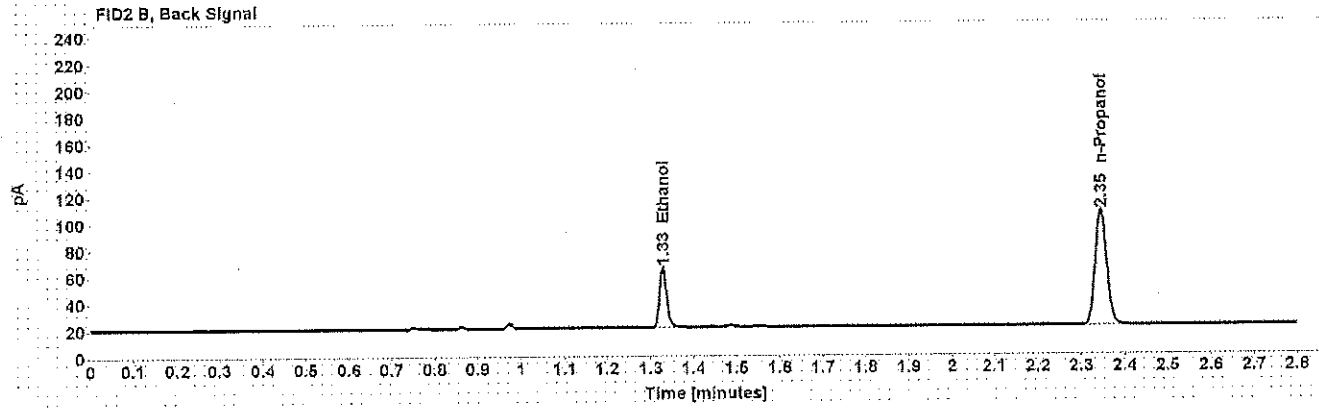
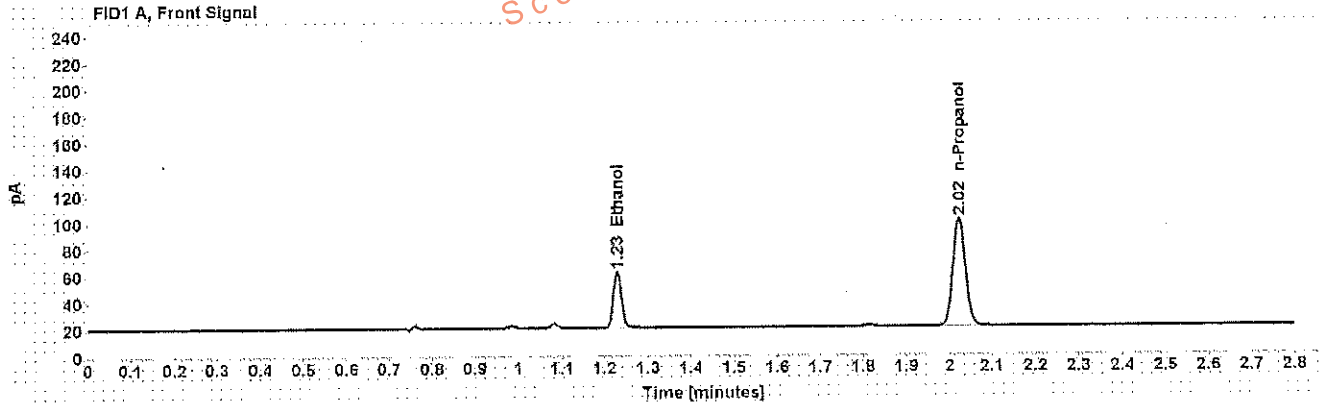


Table 1: FID 1 A (column DB-ALC1)

Compound	Amount (g/100mL)	Time (min)	Peak Area
>Ethanol	0.0921	1.230	54.174
n-Propanol	-----	2.023	165.500

Table 2: FID 2 B (column DB-ALC2)

Compound	Time (min)	Peak Area
Ethanol	1.328	51.800
n-Propanol	2.345	159.402



## Scottsdale Police Department Crime Lab Volatiles Analysis

<b>Sample:</b> [REDACTED]	<b>Item number:</b> 327-01A
<b>Injection date:</b> 5/16/2017 1:03:02 PM	<b>Vial:</b> 11
<b>Method:</b> ethanol quant.M	<b>Sequence:</b> 16May17
<b>Instrument:</b> US14173023 CN14160049	<b>Analyst:</b> Adrian
<b>Data file:</b> C:\Chem3211\Data\16May17\11.D	

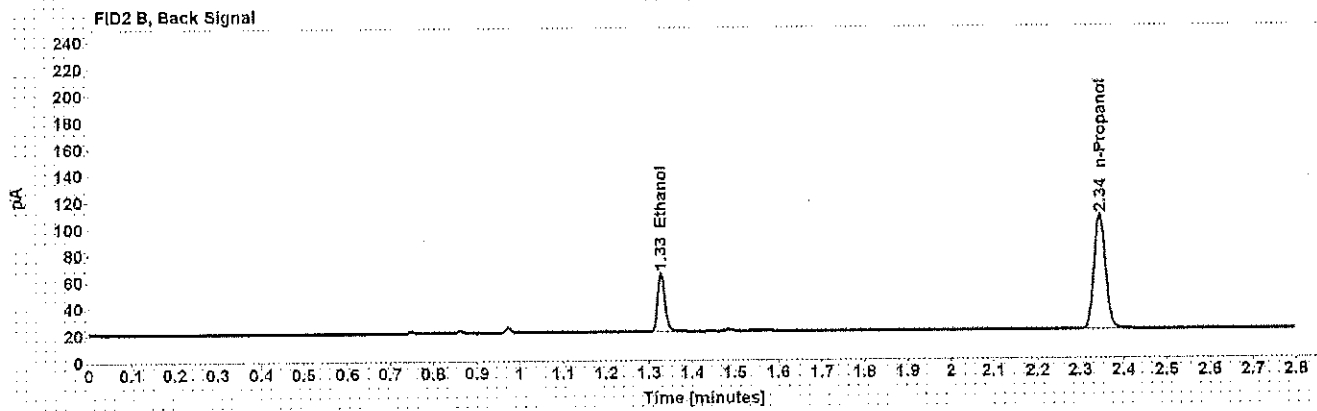
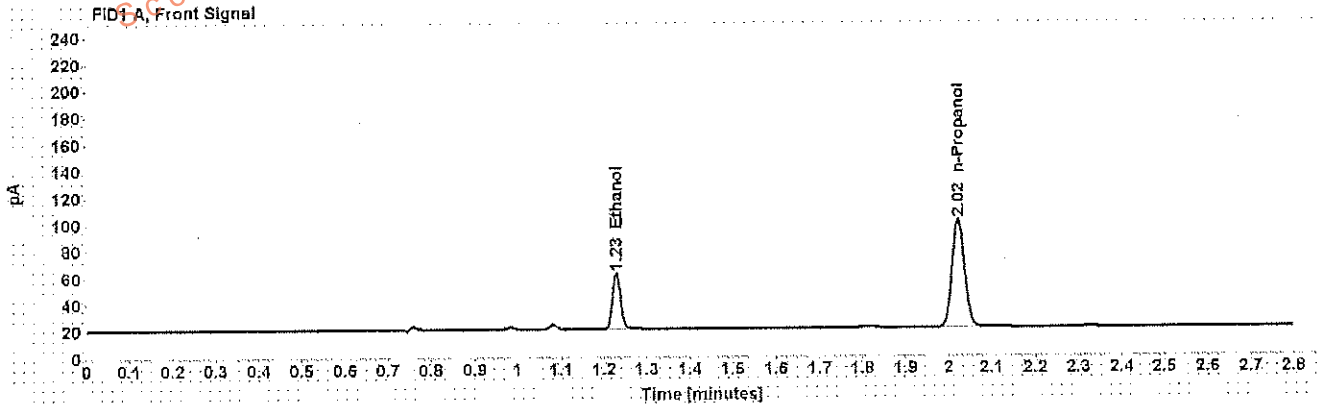


Table 1: FID 1 A (column DB-ALC1)

Compound	Amount (g/100mL)	Time (min)	Peak Area
>Ethanol	0.0910	1.229	53.542
n-Propanol	-----	2.023	165.535

Table 2: FID 2 B (column DB-ALC2)

Compound	Time (min)	Peak Area
Ethanol	1.327	51.381
n-Propanol	2.344	159.255

## Scottsdale Police Department Crime Lab Volatiles Analysis

<b>Sample:</b> [REDACTED]	<b>Item number:</b> 1152223
<b>Injection date:</b> 5/16/2017 1:07:02 PM	<b>Vial:</b> 12
<b>Method:</b> ethanol quant.M	<b>Sequence:</b> 16May17
<b>Instrument:</b> US14173023 CN14160045	<b>Analyst:</b> Adrian
<b>Data file:</b> C:\Chem3211\Data\16May17\12.D	

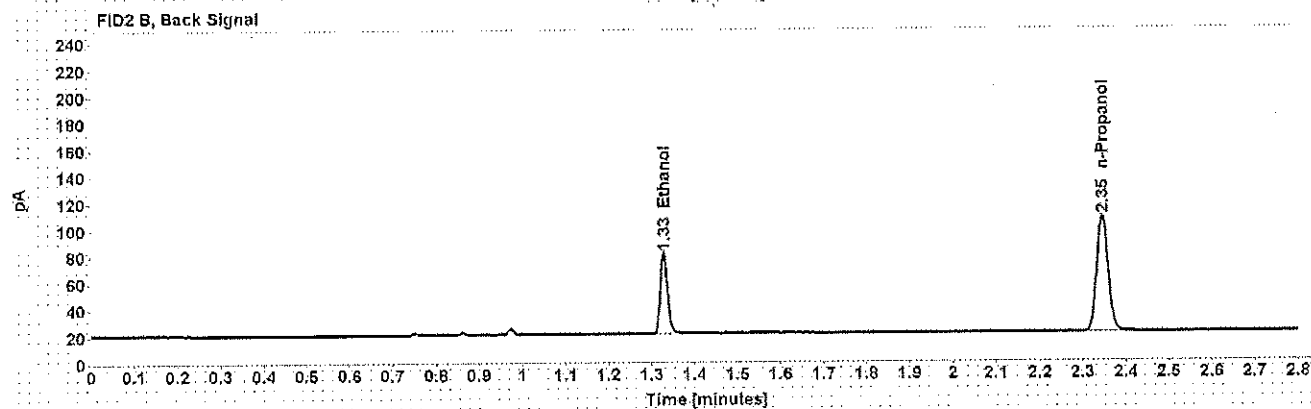
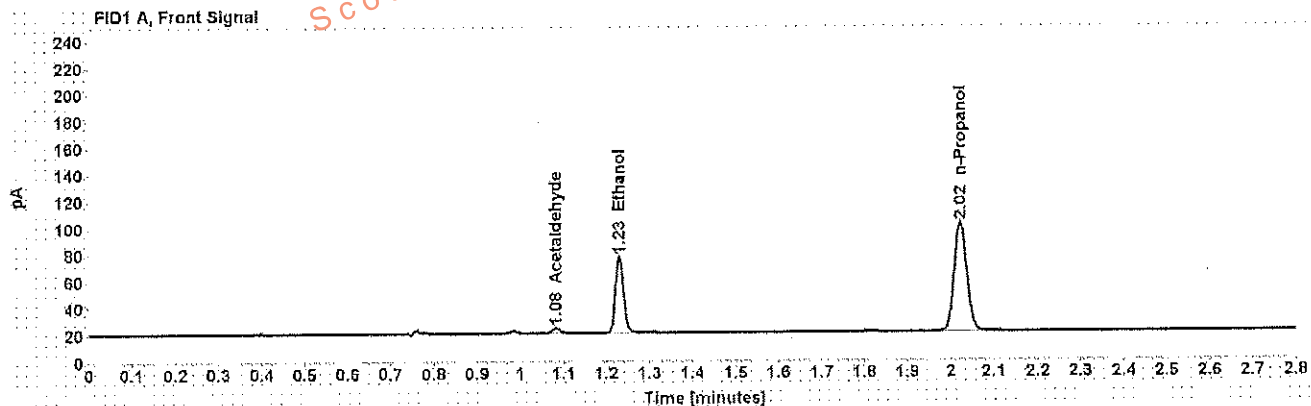


Table 1: FID 1 A (column DB-ALC1)

Compound	Amount (g/100mL)	Time (min)	Peak Area
Acetaldehyde	-----	1.083	3.882
>Ethanol	0.1235	1.230	73.424
n-Propanol	-----	2.023	166.927

Table 2: FID 2 B (column DB-ALC2)

Compound	Time (min)	Peak Area
Ethanol	1.328	70.452
n-Propanol	2.346	160.453

## Scottsdale Police Department Crime Lab Volatiles Analysis

Sample:	[REDACTED]	Item number:	1152223
Injection date:	5/16/2017 1:11:17 PM	Vial:	13
Method:	ethanol quant.M	Sequence:	16May17
Instrument:	US14173023 CN14160045	Analyst:	Adrian
Data file:	C:\Chem32\1\Data\16May17\13.D		

Dissemination is restricted to Criminal Justice Agencies and authorized Non-C.J. Agencies ONLY. Secondary dissemination to unauthorized agencies is PROHIBITED.  
Scottsdale City Prosecutor

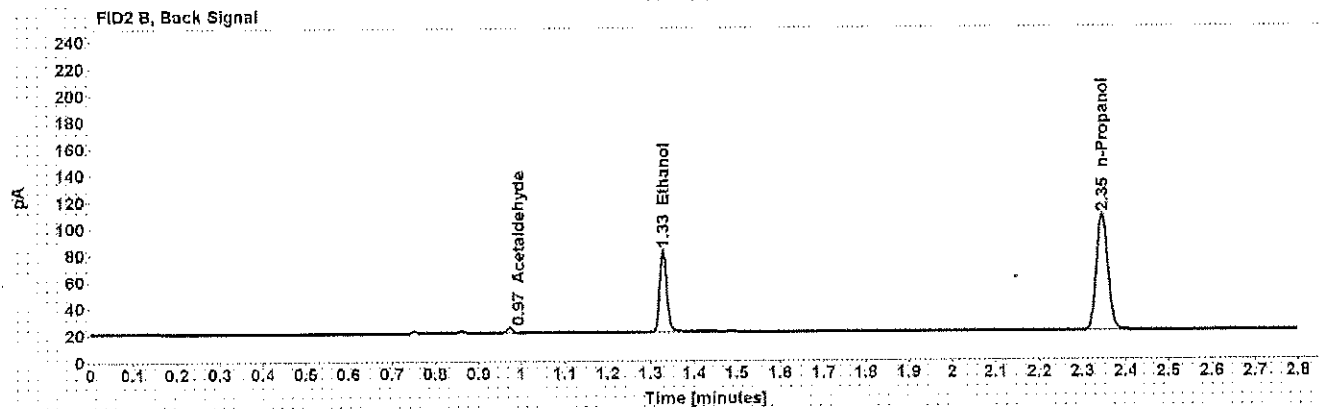
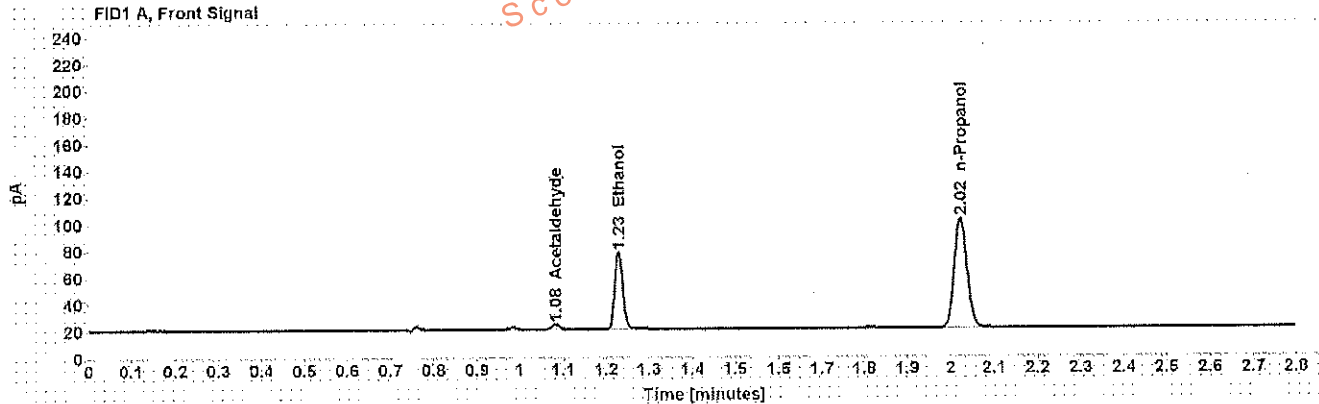


Table 1: FID 1 A (column DB-ALC1)

Compound	Amount (g/100mL)	Time (min)	Peak Area
Acetaldehyde	-----	1.082	3.882
>Ethanol	0.1239	1.230	74.212
n-Propanol	-----	2.023	168.179

Table 2: FID 2 B (column DB-ALC2)

Compound	Time (min)	Peak Area
Acetaldehyde	0.972	3.941
Ethanol	1.328	71.185
n-Propanol	2.345	161.826

## Scottsdale Police Department Crime Lab Volatiles Analysis

<b>Sample:</b> [REDACTED]	<b>Item number:</b> 1126361
<b>Injection date:</b> 5/16/2017 1:15:16 PM	<b>Vial:</b> 14
<b>Method:</b> ethanol quant.M	<b>Sequence:</b> 16May17
<b>Instrument:</b> US14173023 CN14160046	<b>Analyst:</b> Adrian
<b>Data file:</b> C:\Chem321\Data\16May17\14.D	

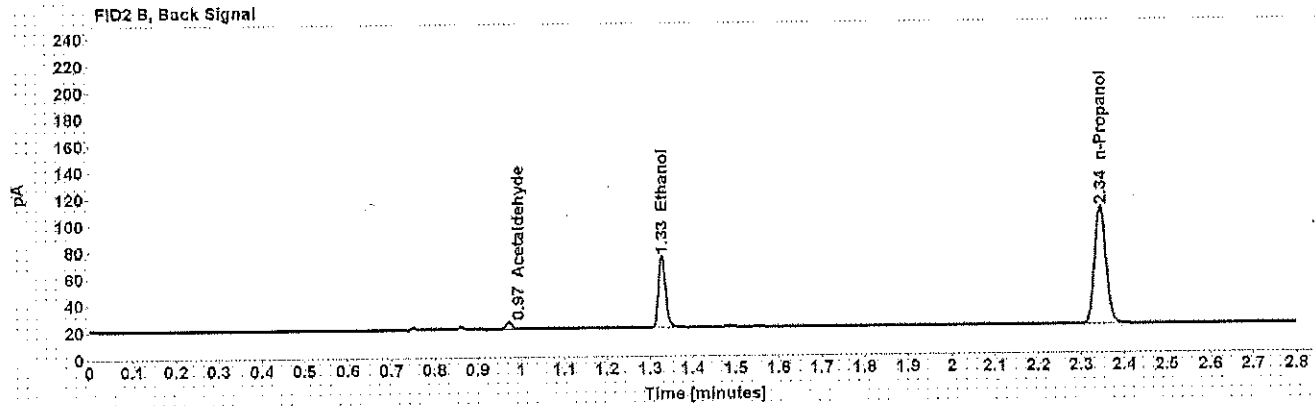
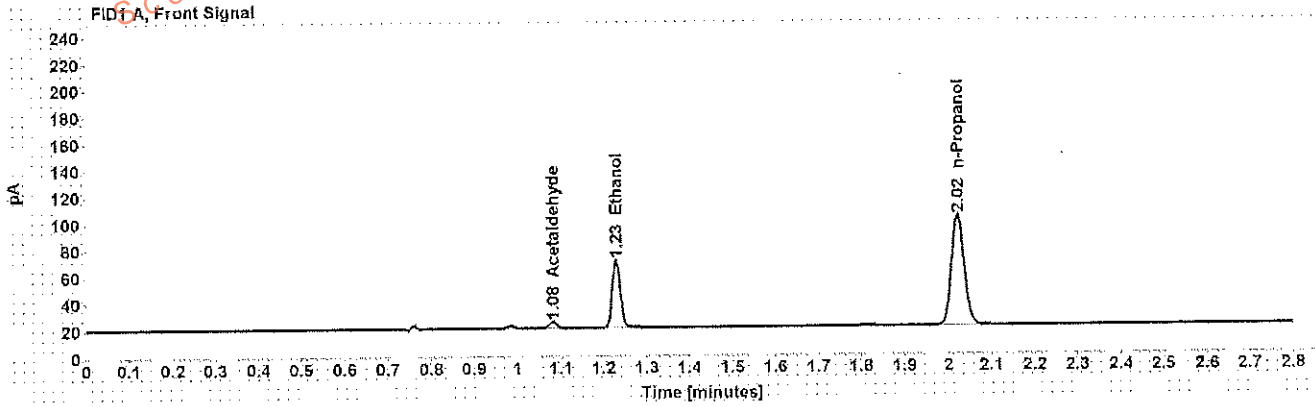


Table 1: FID 1 A (column DB-ALC1)

Compound	Amount (g/100mL)	Time (min)	Peak Area
Acetaldehyde	-----	1.082	4.763
>Ethanol	0.1078	1.229	64.816
n-Propanol	-----	2.023	169.077

Table 2: FID 2 B (column DB-ALC2)

Compound	Time (min)	Peak Area
Acetaldehyde	0.972	4.739
Ethanol	1.327	62.376
n-Propanol	2.345	162.921

Case: [REDACTED] User: wadrian 5/17/2017

# Scottsdale Police Department Crime Lab Volatiles Analysis

Sample: [REDACTED] Item number: 1126361  
Injection date: 5/16/2017 1:19:17 PM Vial: 15  
Method: ethanol quant.M Sequence: 16May17  
Instrument: US14173023 CN14160045 Analyst: Adrian  
Data file: C:\Chem321\1Data\16May17\15.D

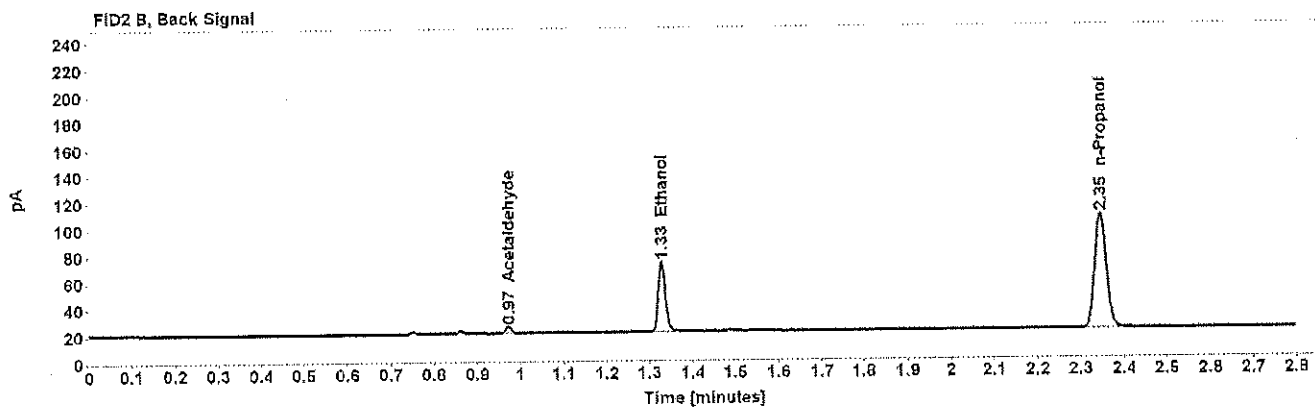
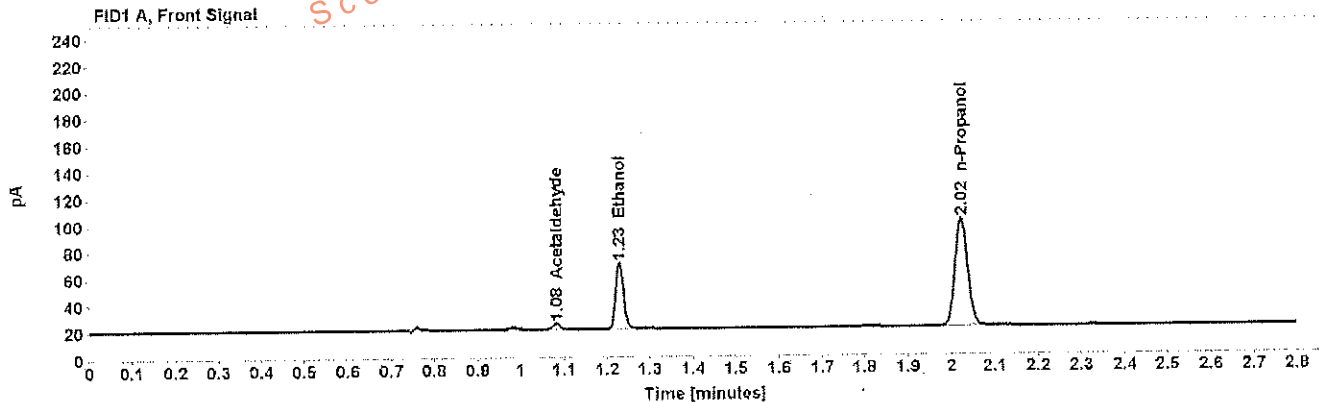


Table 1: FID 1 A (column DB-ALC1)

Compound	Amount (g/100mL)	Time (min)	Peak Area
Acetaldehyde	-----	1.082	4.518
>Ethanol	0.1078	1.230	63.524
n-Propanol	-----	2.023	165.695

Table 2: FID 2 B (column DB-ALC2)

Compound	Time (min)	Peak Area
Acetaldehyde	0.972	4.633
Ethanol	1.328	61,044
n-Propanol	2.345	159.615

## Scottsdale Police Department Crime Lab Volatiles Analysis

Sample:	[REDACTED]	Item number:	1128880
Injection date:	5/16/2017 1:23:17 PM	Vial:	16
Method:	ethanol quant.M	Sequence:	16May17
Instrument:	US14173023 CN14160045	Analyst:	Adrian
Data file:	C:\Chem32\1\Data\16May17\16.D		

Dissemination is restricted to Criminal Justice Agencies and authorized Non-C.J. Agencies ONLY. Secondary dissemination to unauthorized agencies is PROHIBITED.  
Scottsdale City Prosecutor

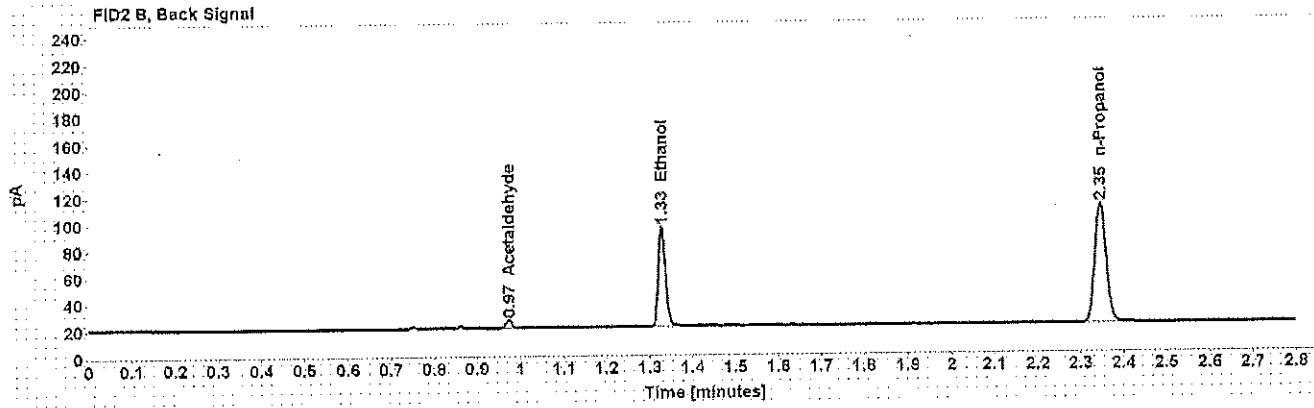
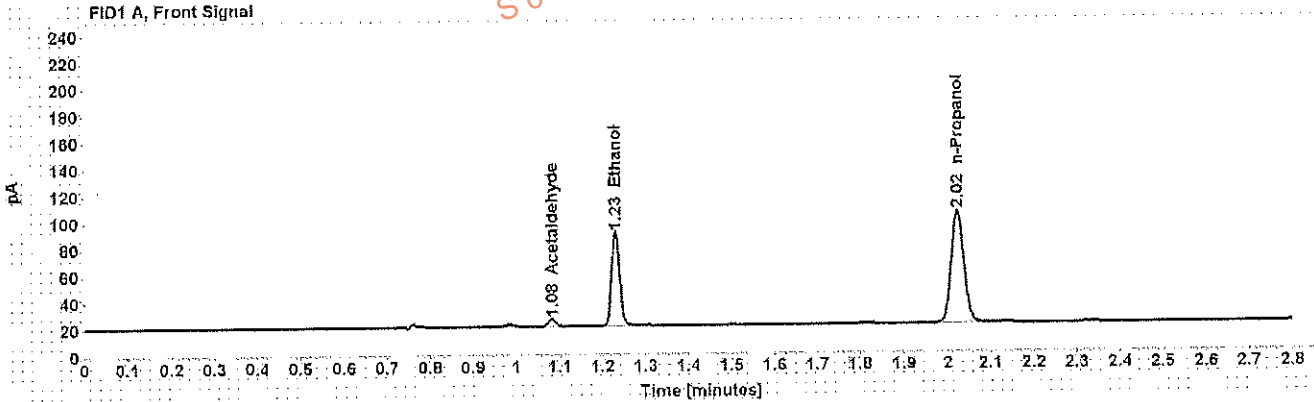


Table 1: FID 1 A (column DB-ALC1)

Compound	Amount (g/100mL)	Time (min)	Peak Area
Acetaldehyde	-----	1.083	5.614
>Ethanol	0.1474	1.230	90.309
n-Propanol	-----	2.024	171.835

Table 2: FID 2 B (column DB-ALC2)

Compound	Time (min)	Peak Area
Acetaldehyde	0.973	5.462
Ethanol	1.329	86.735
n-Propanol	2.346	165.543

## Scottsdale Police Department Crime Lab Volatiles Analysis

Sample: [REDACTED]	Item number: 1128880
Injection date: 5/16/2017 1:27:17 PM	Vial: 17
Method: ethanol quant.M	Sequence: 16May17
Instrument: US14173023 CN14160045	Analyst: Adrian
Data file: C:\Chem321\Data\16May17\17.D	

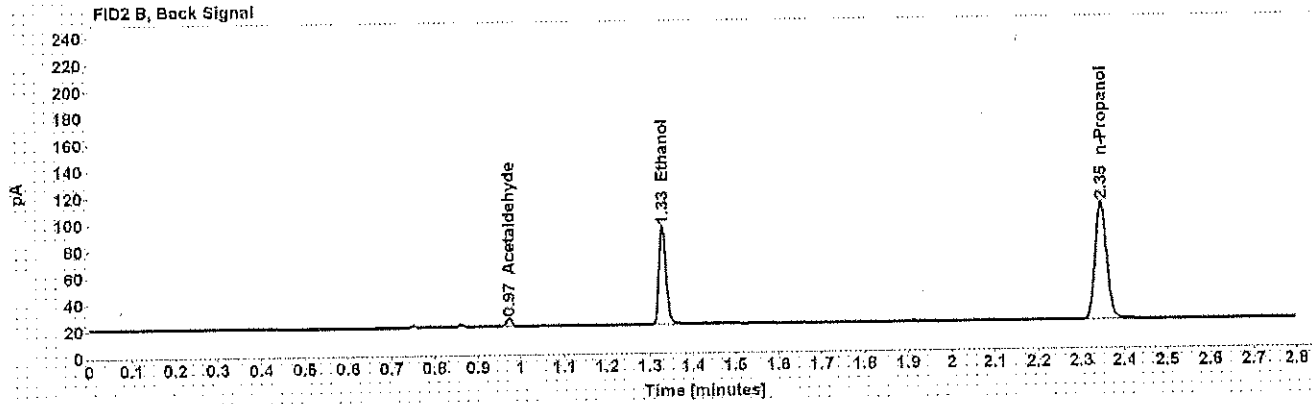
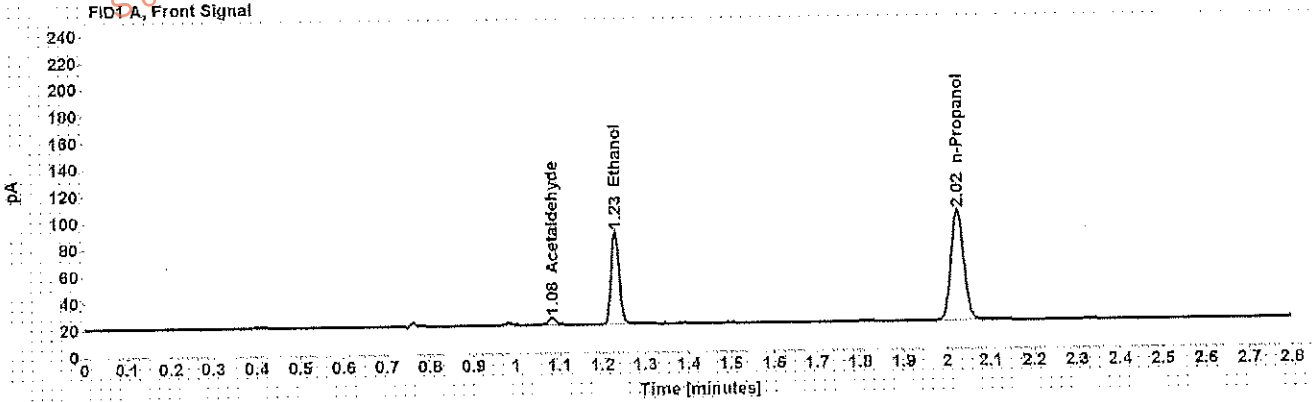


Table 1: FID 1 A (column DB-ALC1)

Compound	Amount (g/100mL)	Time (min)	Peak Area
Acetaldehyde	-----	1.083	5,496
>Ethanol	0.1468	1.230	88,449
n-Propanol	-----	2.024	169,072

Table 2: FID 2 B (column DB-ALC2)

Compound	Time (min)	Peak Area
Acetaldehyde	0.973	5,362
Ethanol	1.329	85,145
n-Propanol	2.346	162,850

Case: [REDACTED] User: wadrian 5/17/2017

# Scottsdale Police Department Crime Lab Volatiles Analysis

Sample: [REDACTED] Item number: 1150392  
Injection date: 5/16/2017 1:31:17 PM Vial: 18  
Method: ethanol quant M Sequence: 18May17  
Instrument: US14173023 CN14160045 Analyst: Adrian  
Data file: C:\Chem3211\Data\16May17\18.D

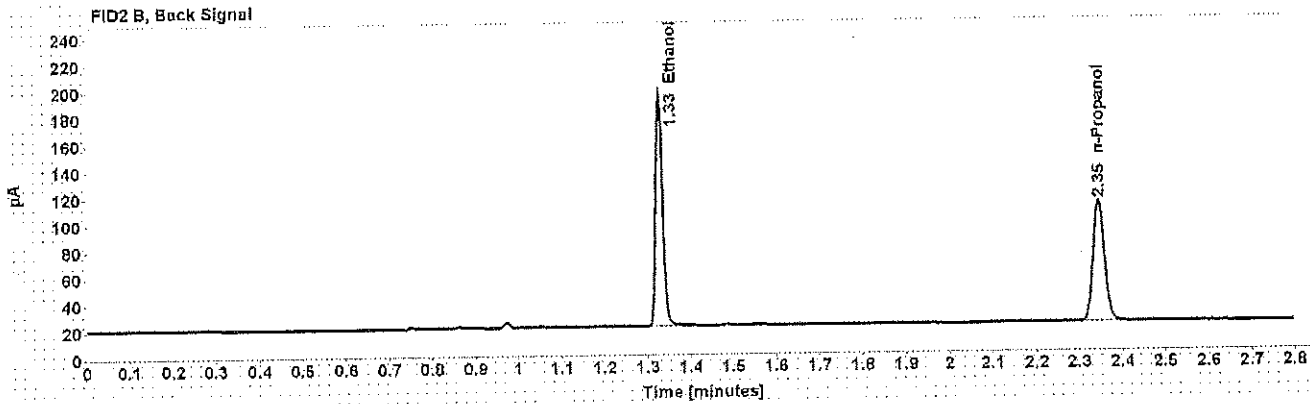
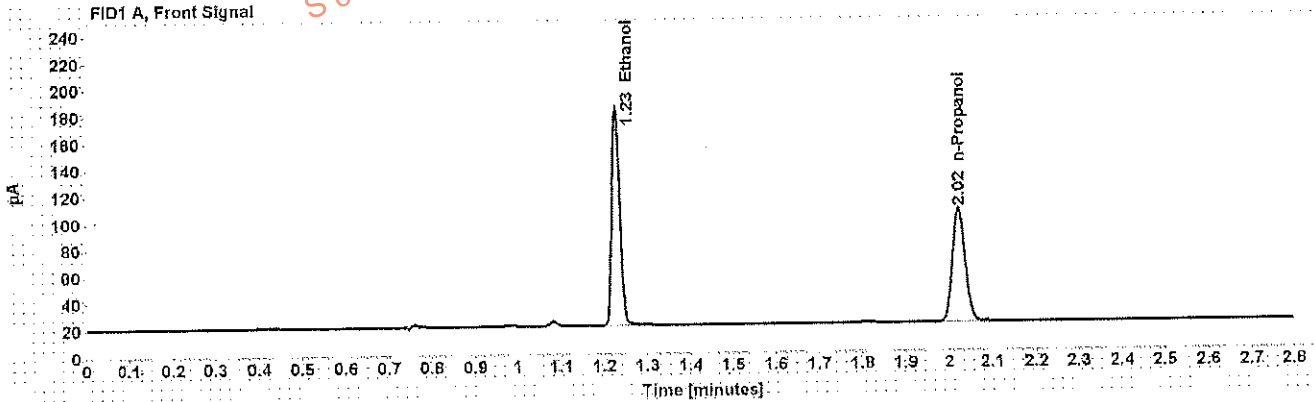


Table 1: FID 1 A (column DB-ALC1)

Compound	Amount (g/100mL)	Time (min)	Peak Area
>Ethanol	0.3346	1.229	208.618
n-Propanol	-----	2.023	174.364

Table 2: FID 2 B (column DB-ALC2)

Compound	Time (min)	Peak Area
Ethanol	1.327	201.405
n-Propanol	2.345	167.943



Case: [REDACTED] User: wadrian 5/17/2017

### Scottsdale Police Department Crime Lab Volatiles Analysis

Sample: [REDACTED] Item number: 1150392  
Injection date: 5/16/2017 1:35:32 PM Vial: 19  
Method: ethanol quant.M Sequence: 16May17  
Instrument: US14173023 CN14160045 Analyst: Adrian  
Data file: C:\Chem32\1\Data\16May17\19.D

Dissemination is restricted to Criminal Justice Agencies and authorized Non-C.J. Agencies ONLY. Secondary dissemination to unauthorized agencies is PROHIBITED.  
Scottsdale City Prosecutor

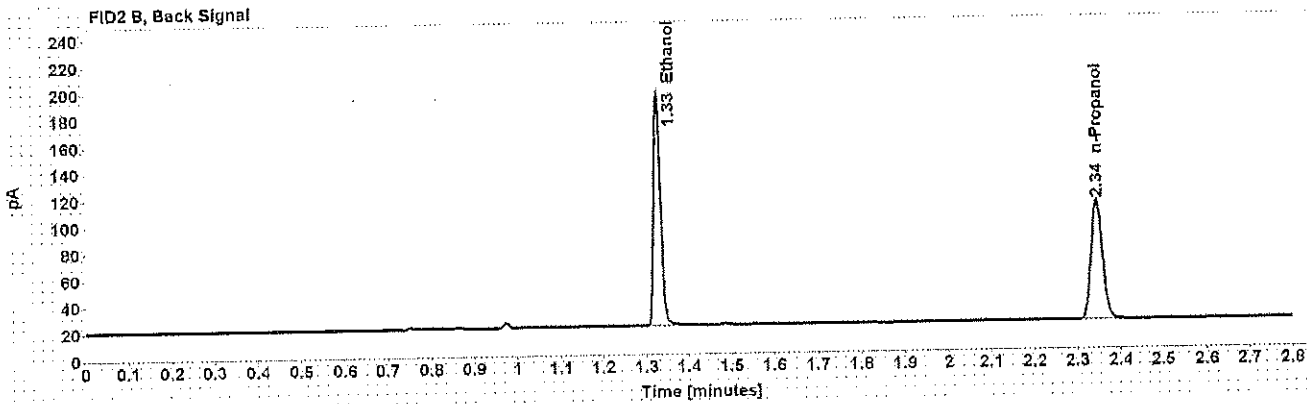
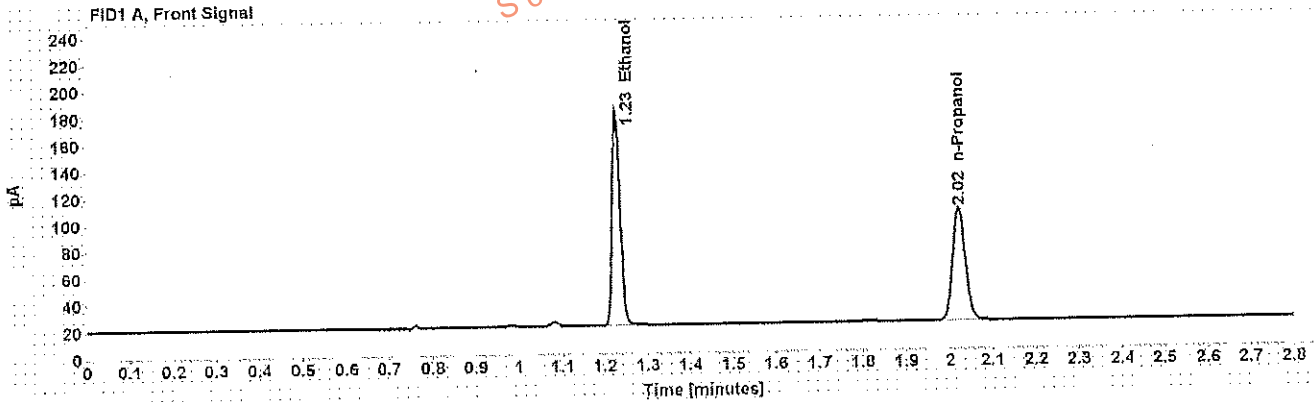


Table 1: FID 1 A (column DB-ALC1)

Compound	Amount (g/100mL)	Time (min)	Peak Area
>Ethanol	0.3356	1.229	207.154
n-Propanol	-----	2.023	172.652

Table 2: FID 2 B (column DB-ALC2)

Compound	Time (min)	Peak Area
Ethanol	1.327	200.011
n-Propanol	2.345	166.073

Case: [REDACTED] User: wadrian 5/17/2017

# Scottsdale Police Department Crime Lab Volatiles Analysis

Sample: [REDACTED] Item number: 1122352  
Injection date: 5/16/2017 1:43:31 PM Vial: 21  
Method: ethanol quant.M Sequence: 16May17  
Instrument: US14173023 ON14160045 Analyst: Adrian  
Data file: C:\Chem32\1\Data\16May17\21.D

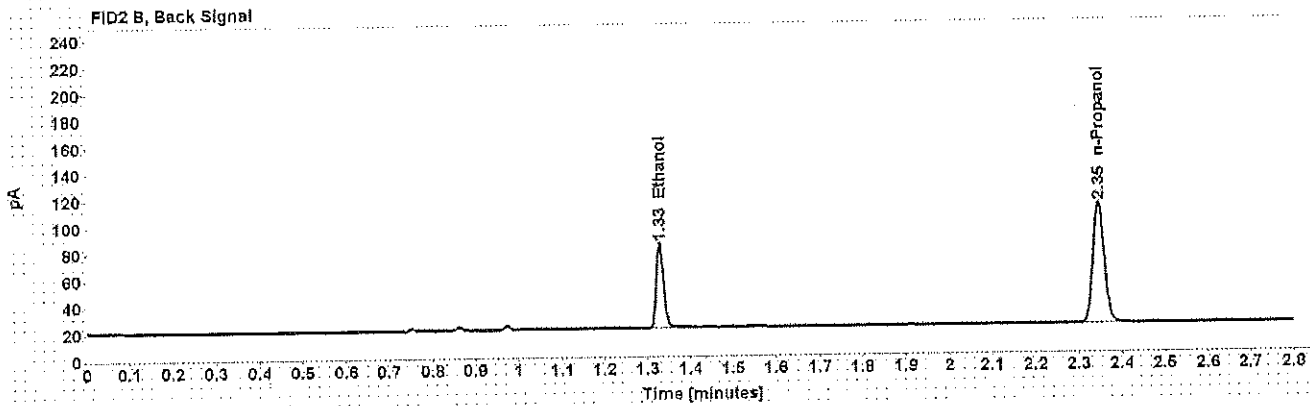
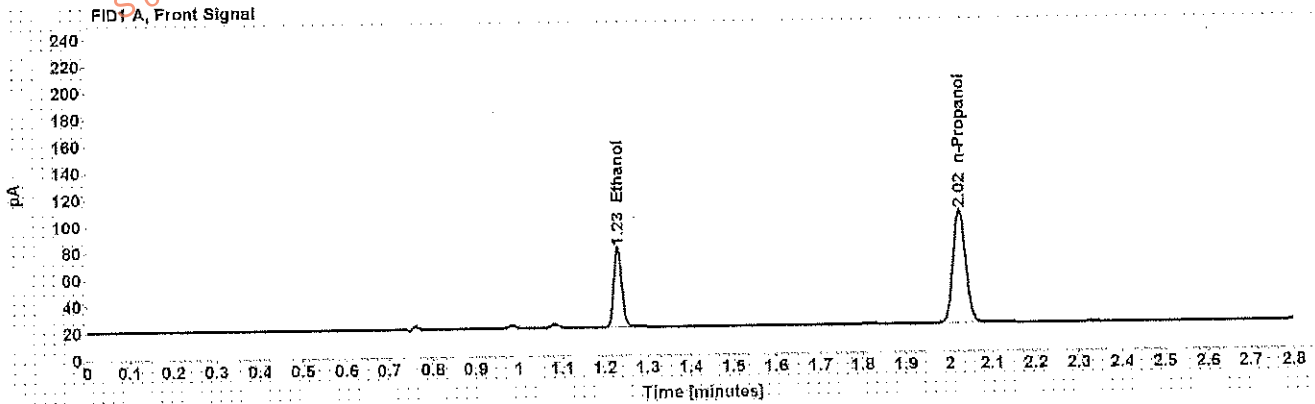


Table 1: FID 1 A (column DB-ALC1)

Compound	Amount (g/100mL)	Time (min)	Peak Area
>Ethanol	0.1244	1.230	76.872
n-Propanol	-----	2.024	173.602

Table 2: FID 2 B (column DB-ALC2)

Compound	Time (min)	Peak Area
Ethanol	1.329	73.965
n-Propanol	2.346	167.571

Case: [REDACTED] User: wadrian 5/17/2017

# Scottsdale Police Department Crime Lab Volatiles Analysis

Sample: [REDACTED] Item number: 1122352  
Injection date: 5/16/2017 1:47:32 PM Vial: 22  
Method: ethanol quant M Sequence: 16May17  
Instrument: US14173023 CN14160045 Analyst: Adrian  
Data file: C:\Chem3211\Data\16May17\22.D

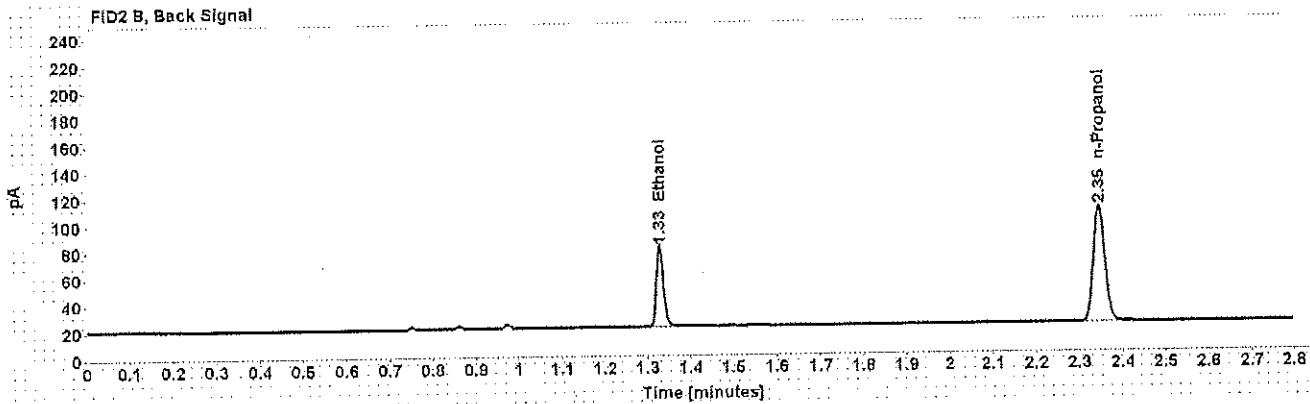
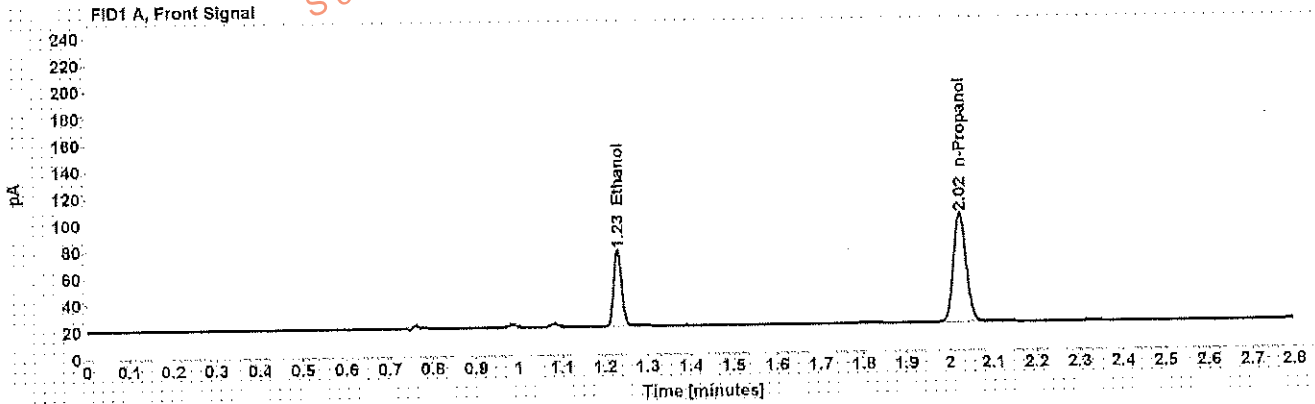


Table 1: FID 1 A (column DB-ALC1)

Compound	Amount (g/100mL)	Time (min)	Peak Area
>Ethanol	0.1232	1.230	73.062
n-Propanol	-----	2.023	166.534

Table 2: FID 2 B (column DB-ALC2)

Compound	Time (min)	Peak Area
Ethanol	1.328	70.279
n-Propanol	2.345	160.772

Case: [REDACTED] User: wadrian 5/17/2017

## Scottsdale Police Department Crime Lab Volatiles Analysis

Sample:	[REDACTED]	Item number:	1148745
Injection date:	5/16/2017 1:51:32 PM	Vial:	23
Method:	ethanol quant.M	Sequence:	16May17
Instrument:	US14173023 CN14160045	Analyst:	Adrian
Data file:	C:\Chem32\1\Data\16May17\23.D		

Dissemination is restricted to Criminal Justice Agencies and authorized Non-C.J. Agencies ONLY. Secondary dissemination to unauthorized agencies is PROHIBITED.  
 Scottsdale City Prosecutor

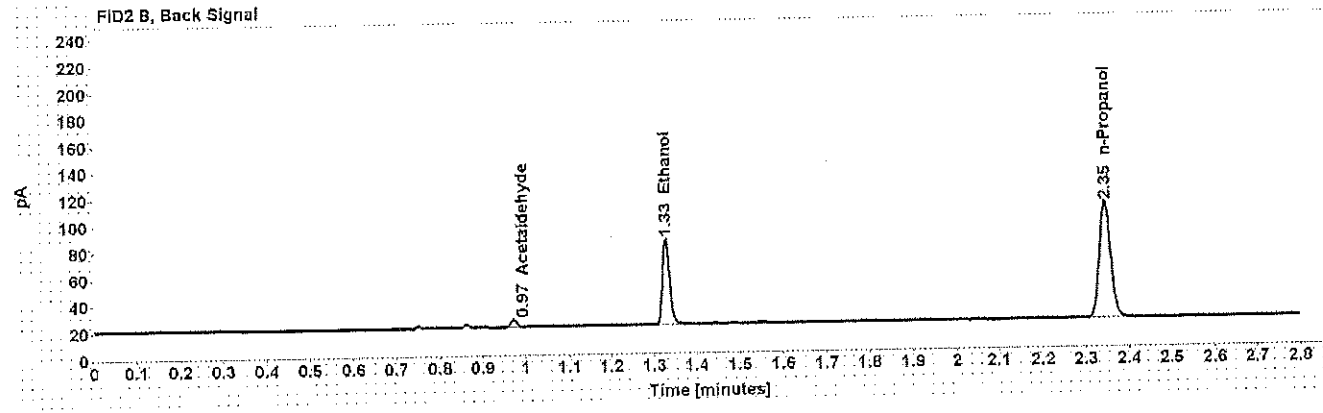
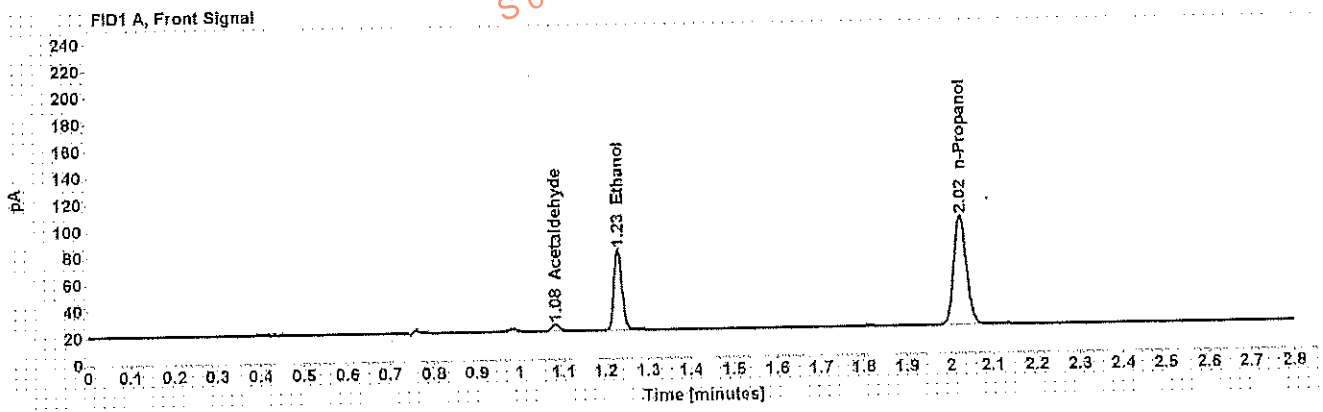


Table 1: FID 1 A (column DB-ALC1)

Compound	Amount (g/100mL)	Time (min)	Peak Area
Acetaldehyde	-----	1.082	5.175
>Ethanol	0.1301	1.230	77.598
n-Propanol	-----	2.023	167.435

Table 2: FID 2 B (column DB-ALC2)

Compound	Time (min)	Peak Area
Acetaldehyde	0.972	5.011
Ethanol	1.328	74.769
n-Propanol	2.345	161.407

Case: [REDACTED] User: wadrian 5/17/2017

# Scottsdale Police Department Crime Lab Volatiles Analysis

Sample: [REDACTED] Item number: 1148745  
Injection date: 5/16/2017 1:55:32 PM Vial: 24  
Method: ethanol quant.M Sequence: 16May17  
Instrument: US14173023 CN14160045 Analyst: Adrian  
Data file: C:\Chem321\Data\16May17\24.D

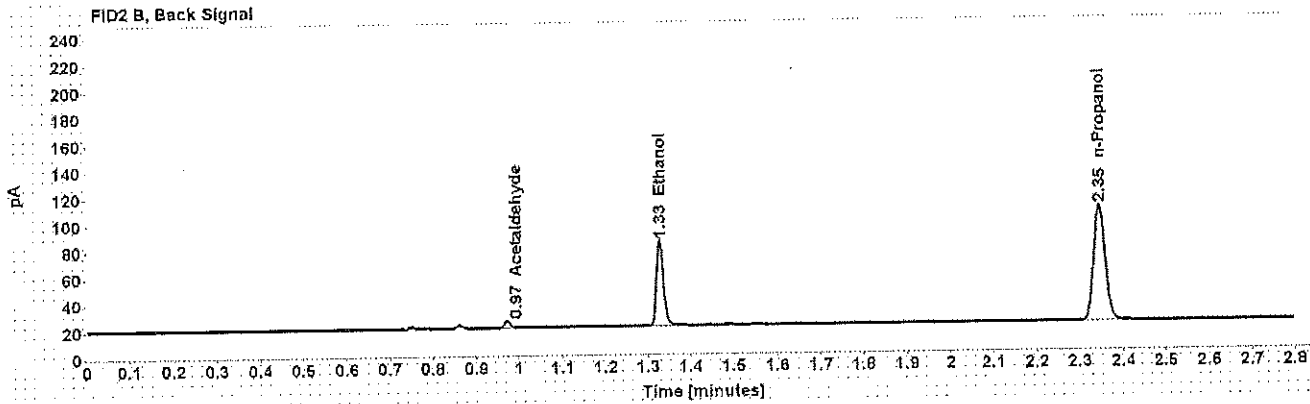
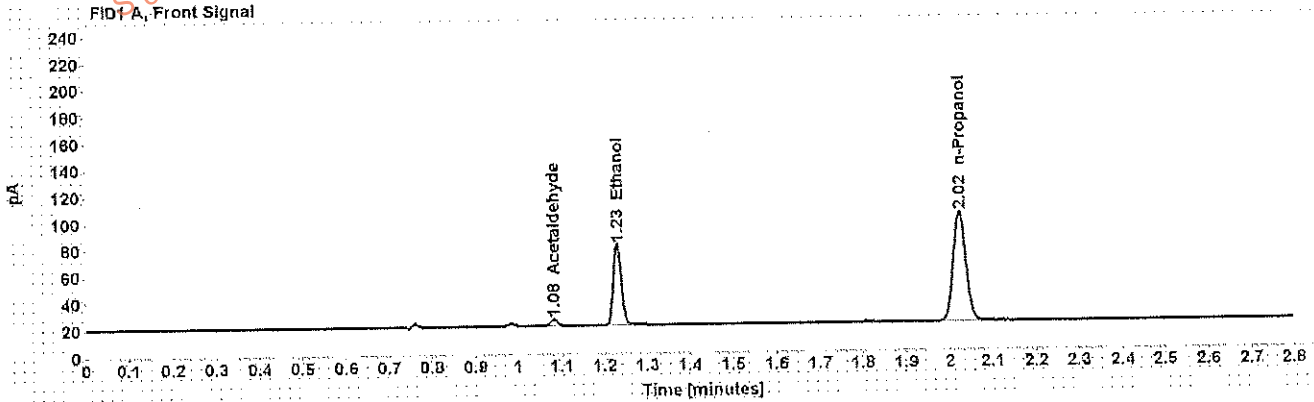


Table 1: FID 1 A (column DB-ALC1)

Compound	Amount (g/100mL)	Time (min)	Peak Area
Acetaldehyde	-----	1.082	4.962
>Ethanol	0.1301	1.230	77.461
n-Propanol	-----	2.023	167.194

Table 2: FID 2 B (column DB-ALC2)

Compound	Time (min)	Peak Area
Acetaldehyde	0.972	4.816
Ethanol	1.328	74.604
n-Propanol	2.345	161.117

Case: [REDACTED] User: wadrian 5/17/2017

# Scottsdale Police Department Crime Lab Volatiles Analysis

Sample: [REDACTED] Item number: 1148848  
Injection date: 5/16/2017 1:59:47 PM Vial: 25  
Method: ethanol quant M Sequence: 16May17  
Instrument: US14173023 CN14160045 Analyst: Adrian  
Data file: C:\Chem3211\Data\16May17\25.D

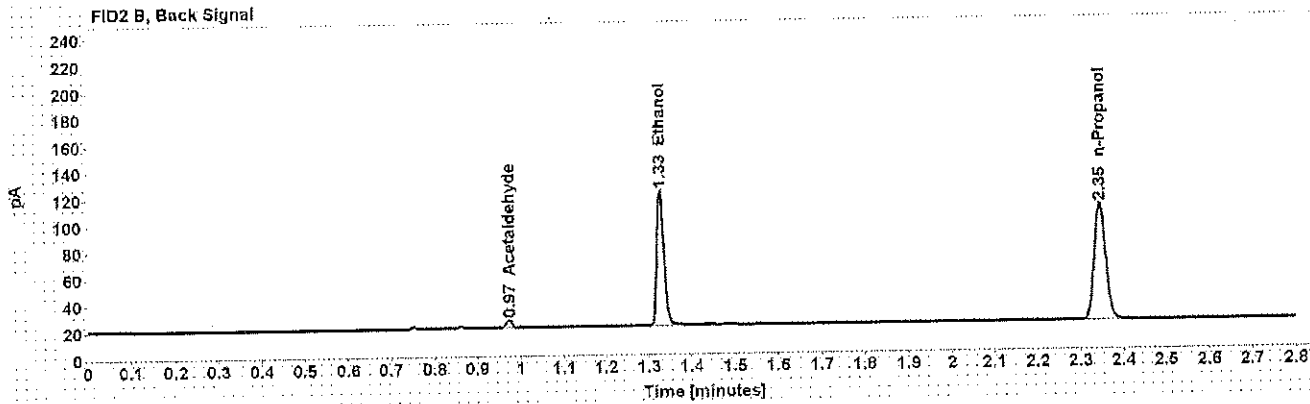
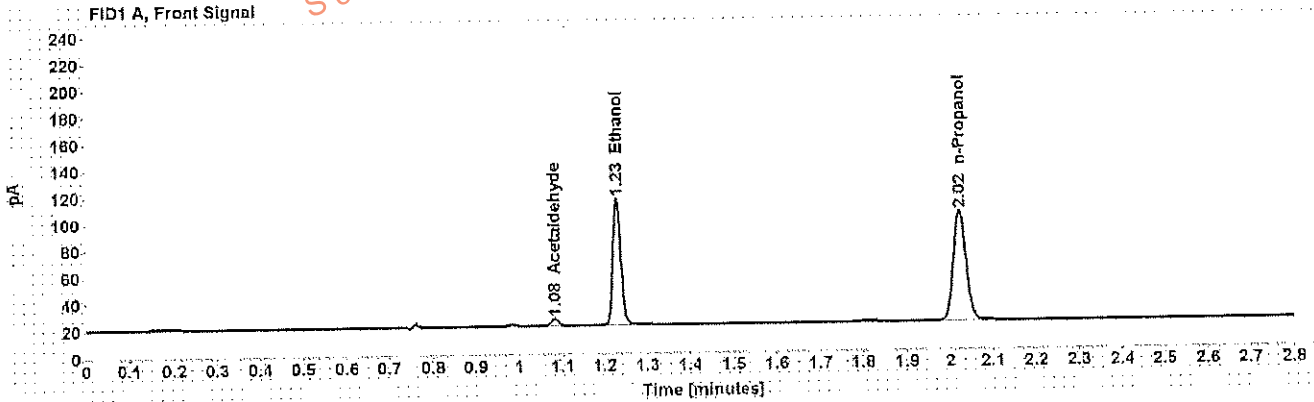


Table 1: FID 1 A (column DB-ALC1)

Compound	Amount (g/100mL)	Time (min)	Peak Area
Acetaldehyde	-----	1.082	5.412
>Ethanol	0.2035	1.229	122.224
n-Propanol	-----	2.023	168.274

Table 2: FID 2 B (column DB-ALC2)

Compound	Time (min)	Peak Area
Acetaldehyde	0.972	5.434
Ethanol	1.328	117.802
n-Propanol	2.346	161.852

## Scottsdale Police Department Crime Lab Volatiles Analysis

Sample:	[REDACTED]	Item number:	1148848
Injection date:	5/16/2017 2:03:47 PM	Vial:	26
Method:	ethanol quant.M	Sequence:	16May17
Instrument:	US14173023 CN14160045	Analyst:	Adrian
Data file:	C:\Chem32\1\Data\16May17\26.D		

Dissemination is restricted to Criminal Justice Agencies and authorized Non-C.J. Agencies ONLY. Secondary dissemination to unauthorized agencies is PROHIBITED.  
 Scottsdale City Prosecutor

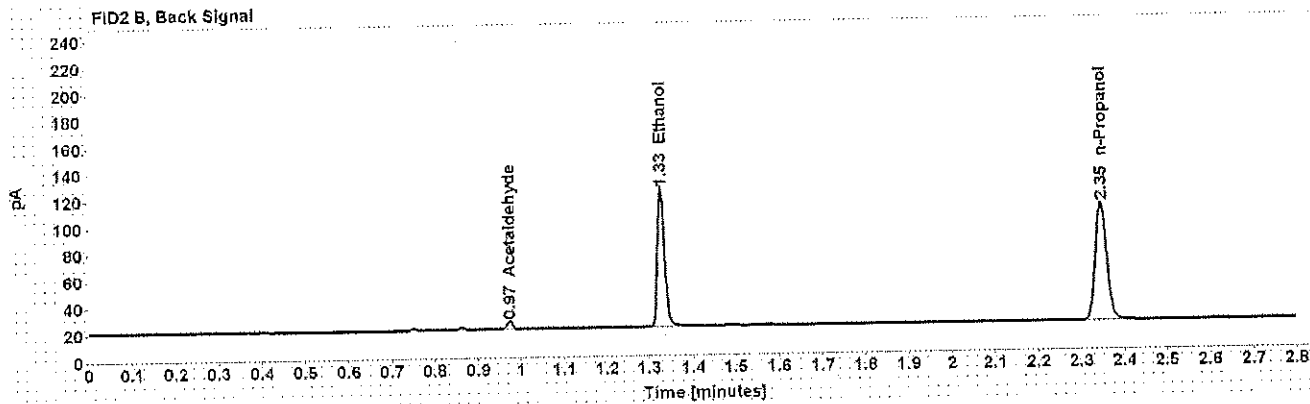
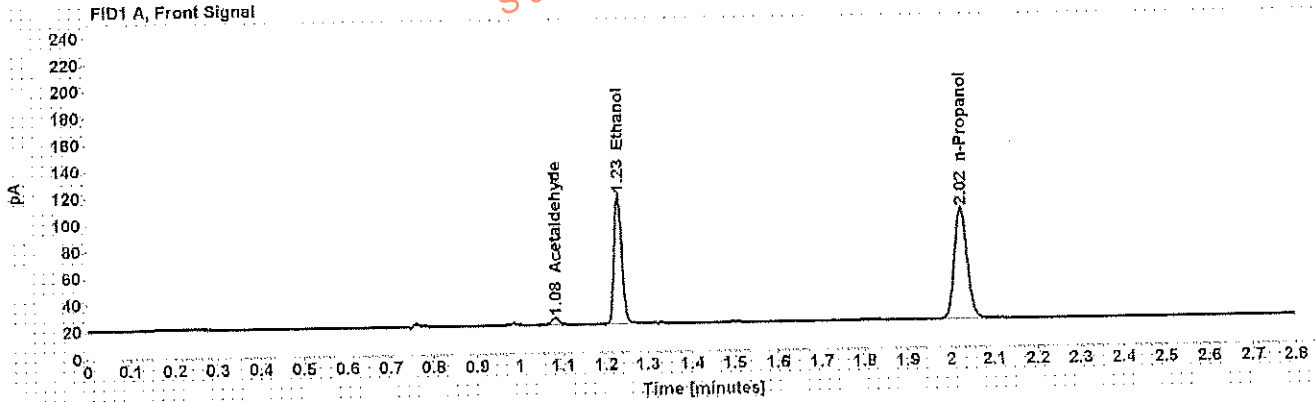


Table 1: FID 1 A (column DB-ALC1)

Compound	Amount (g/100mL)	Time (min)	Peak Area
Acetaldehyde	-----	1.083	5.417
>Ethanol	0.2042	1.230	123.892
n-Propanol	-----	2.024	169.975

Table 2: FID 2 B (column DB-ALC2)

Compound	Time (min)	Peak Area
Acetaldehyde	0.973	5.385
Ethanol	1.328	119.446
n-Propanol	2.346	163.530

## Scottsdale Police Department Crime Lab Volatiles Analysis

Sample: [REDACTED]	Item number: 1128908
Injection date: 5/16/2017 2:07:46 PM	Vial: 27
Method: ethanol quant.M	Sequence: 16May17
Instrument: US14173023 CN14160045	Analyst: Adrian
Data file: C:\Chem321\1\Data\16May17\27.D	

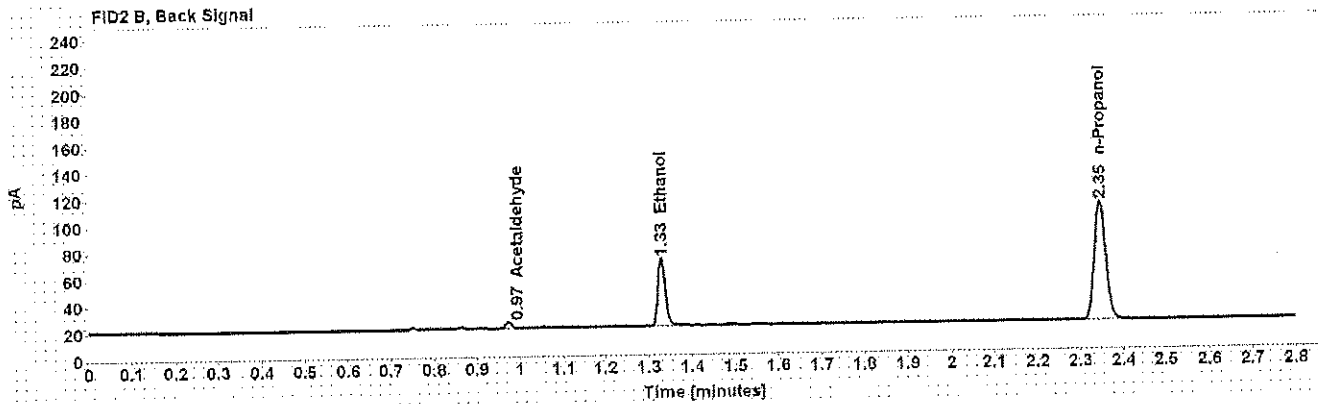
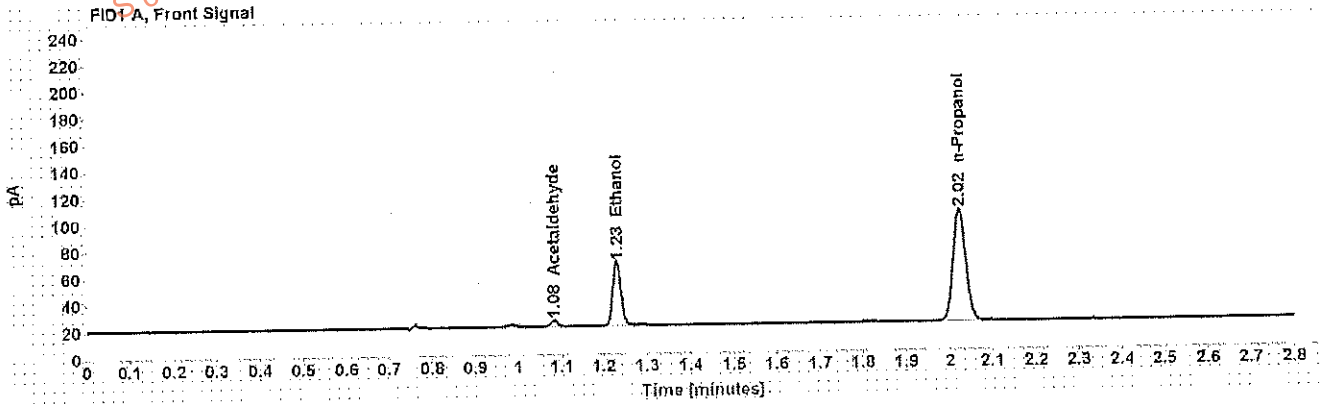


Table 1: FID 1 A (column DB-ALC1)

Compound	Amount (g/100mL)	Time (min)	Peak Area
Acetaldehyde	-----	1.083	4.464
>Ethanol	0.1010	1.230	61.295
n-Propanol	-----	2.024	170.694

Table 2: FID 2 B (column DB-ALC2)

Compound	Time (min)	Peak Area
Acetaldehyde	0.973	4.527
Ethanol	1.329	58.953
n-Propanol	2.346	164.673



## Scottsdale Police Department Crime Lab Volatiles Analysis

Sample:	[REDACTED]	Item number:	1128908
Injection date:	5/16/2017 2:11:47 PM	Vial:	28
Method:	ethanol quant M	Sequence:	16May17
Instrument:	US14173023 CN14160045	Analyst:	Adrian
Data file:	C:\Chem3211\Data\16May17\28.D		

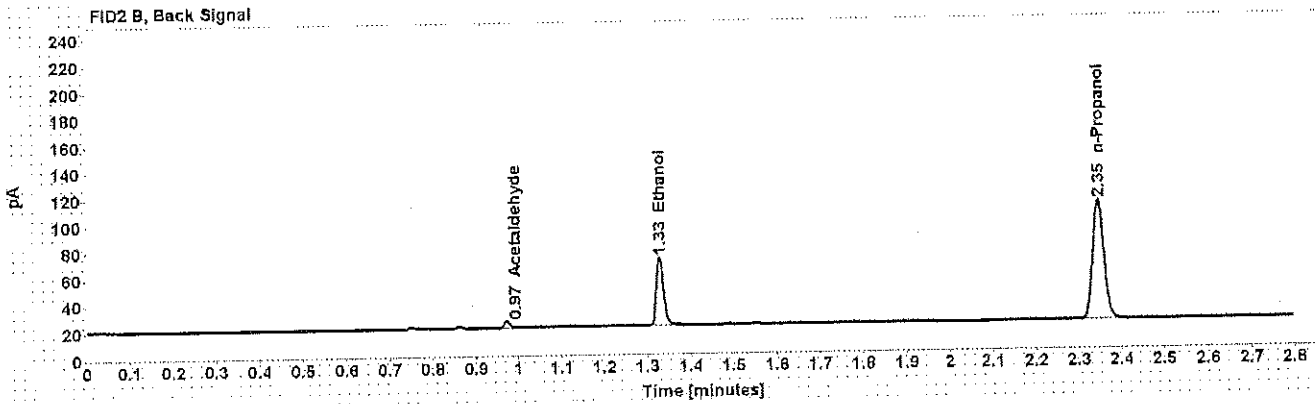
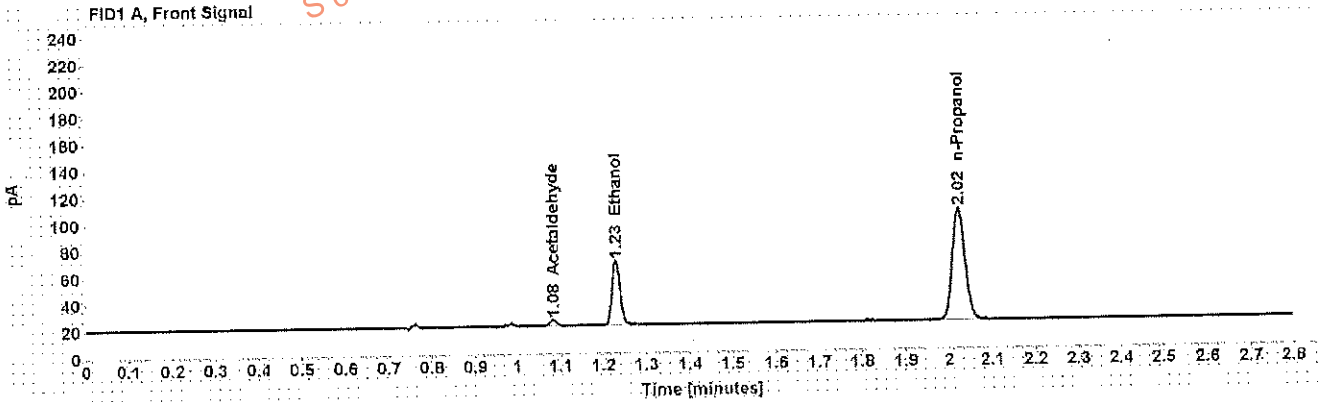


Table 1: FID 1 A (column DB-ALC1)

Compound	Amount (g/100mL)	Time (min)	Peak Area
Acetaldehyde	-----	1.083	4.485
>Ethanol	0.1012	1.230	61.879
n-Propanol	-----	2.023	172.007

Table 2: FID 2 B (column DB-ALC2)

Compound	Time (min)	Peak Area
Acetaldehyde	0.973	4.353
Ethanol	1.329	59.395
n-Propanol	2.346	165.900

## Scottsdale Police Department Crime Lab Volatiles Analysis

<b>Sample:</b> [REDACTED]	<b>Item number:</b> 1151713
<b>Injection date:</b> 5/16/2017 2:15:47 PM	<b>Vial:</b> 29
<b>Method:</b> ethanol quant.M	<b>Sequence:</b> 16May17
<b>Instrument:</b> US14173023 CN14160045	<b>Analyst:</b> Adrian
<b>Data file:</b> C:\Chem32\1\Data\16May17\29.D	

Dissemination is restricted to Criminal Justice Agencies and authorized Non-C.J. Agencies ONLY. Secondary dissemination to unauthorized agencies is PROHIBITED. Scottsdale City Prosecutor

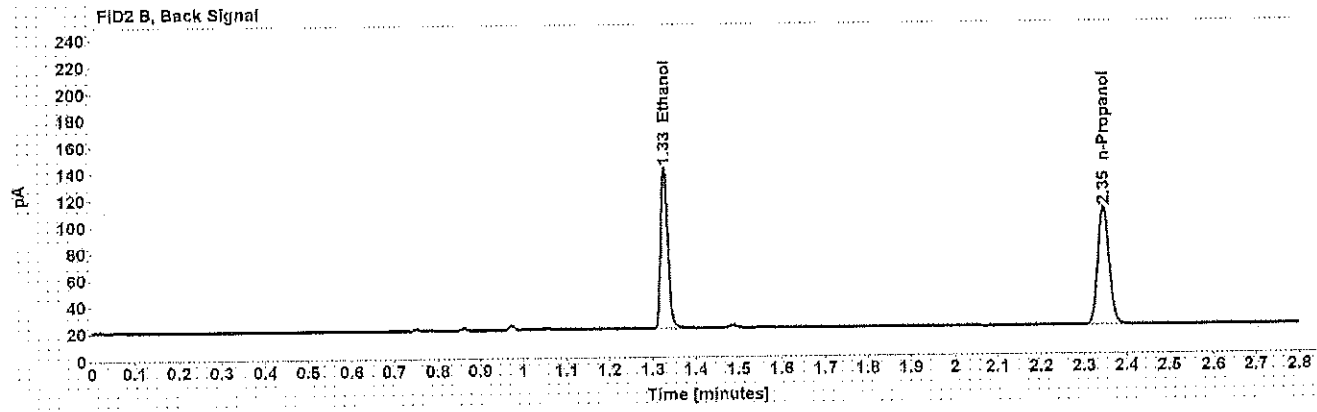
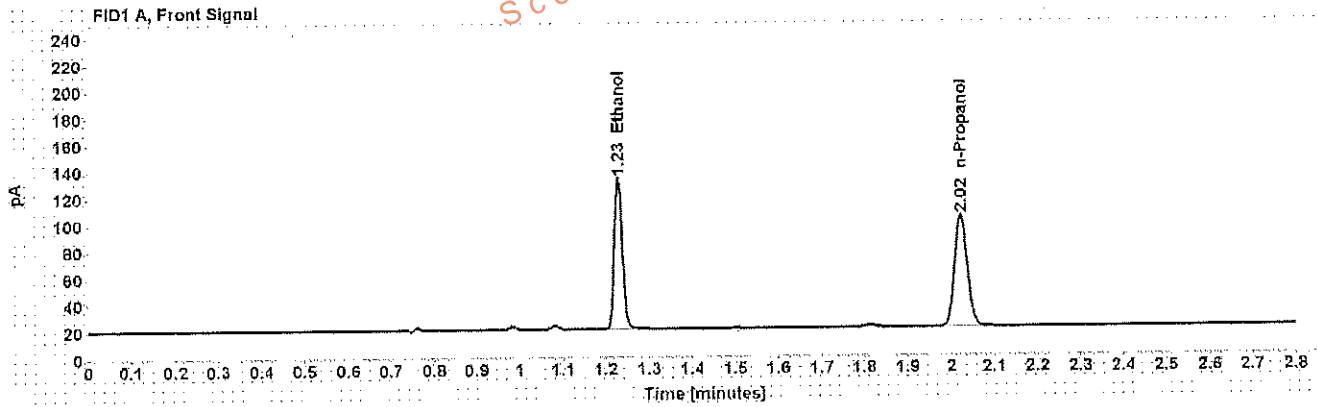


Table 1: FID 1 A (column DB-ALC1)

Compound	Amount (g/100mL)	Time (min)	Peak Area
>Ethanol	0.2390	1.229	145.412
n-Propanol	-----	2.023	170.330

Table 2: FID 2 B (column DB-ALC2)

Compound	Time (min)	Peak Area
Ethanol	1.328	140.325
n-Propanol	2.345	163.878

## Scottsdale Police Department Crime Lab Volatiles Analysis

Sample: [REDACTED]	Item number: 1151713
Injection date: 5/16/2017 2:19:46 PM	Vial: 30
Method: ethanol quant.M	Sequence: 16May17
Instrument: US14173023 CN14160045	Analyst: Adrian
Data file: C:\Chem32\1\Data\16May17\30.D	

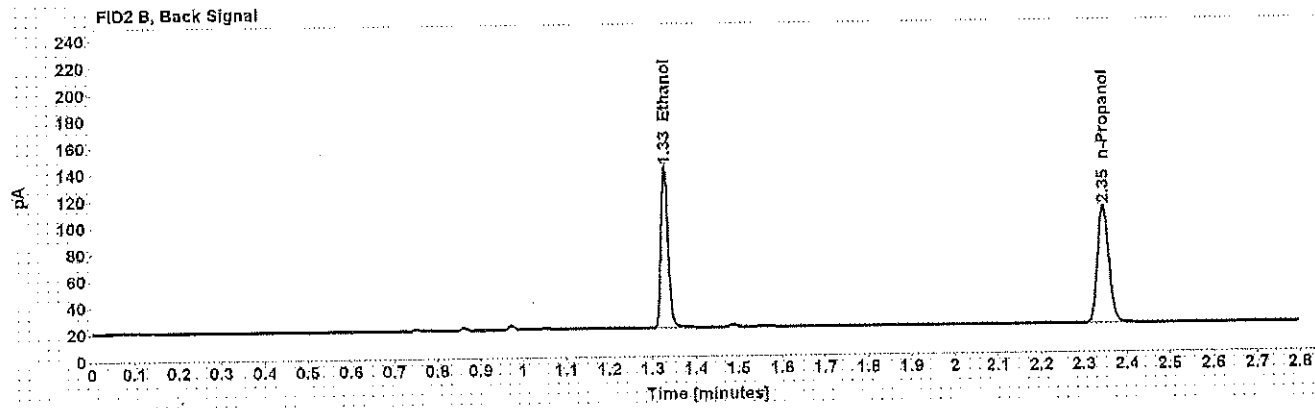
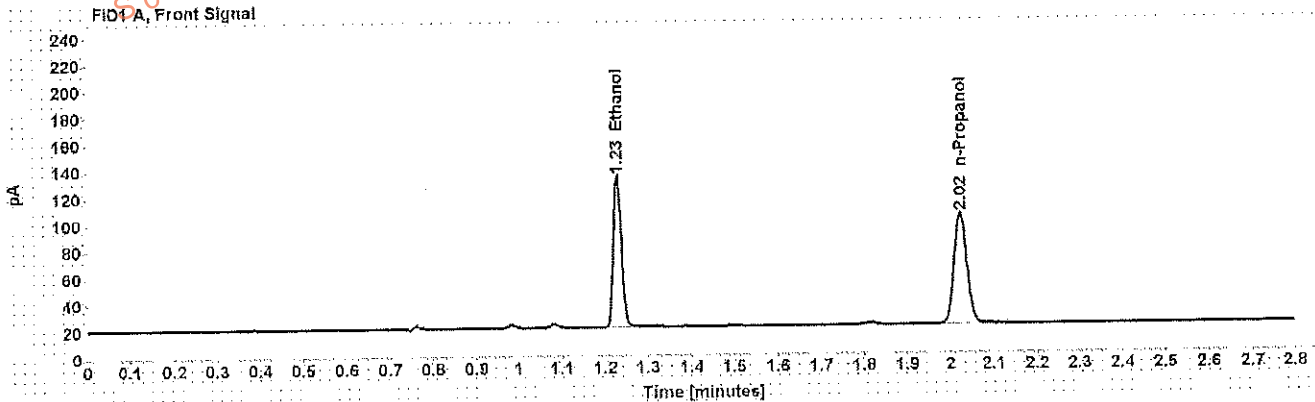


Table 1: FID 1 A (column DB-ALC1)

Compound	Amount (g/100mL)	Time (min)	Peak Area
>Ethanol	0.2402	1.229	145.706
n-Propanol	-----	2.023	169.814

Table 2: FID 2 B (column DB-ALC2)

Compound	Time (min)	Peak Area
Ethanol	1.328	140.741
n-Propanol	2.346	163.509

## Scottsdale Police Department Crime Lab Volatiles Analysis

Sample: [REDACTED]	Item number: 1148867
Injection date: 5/16/2017 2:28:02 PM	Vial: 32
Method: ethanol quant M	Sequence: 16May17
Instrument: US14173023 CN14160045	Analyst: Adrian
Data file: C:\Chem3211\Data\16May17\32.D	

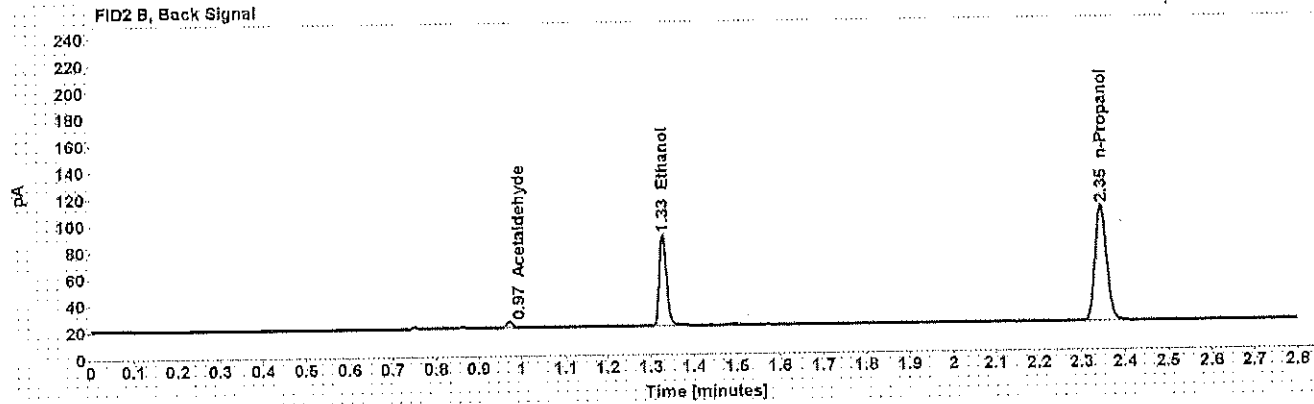
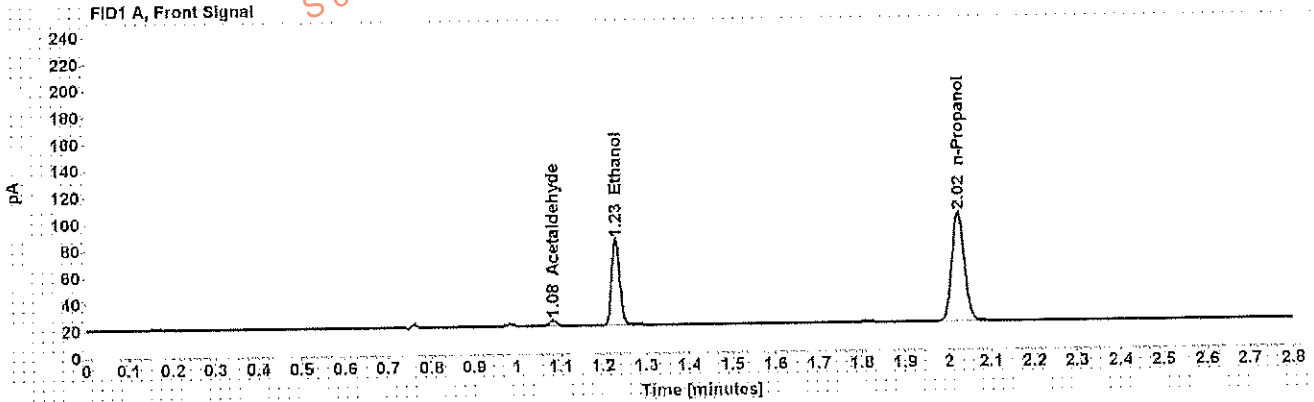


Table 1: FID 1 A (column DB-ALC1)

Compound	Amount (g/100mL)	Time (min)	Peak Area
Acetaldehyde	-----	1.082	4.324
>Ethanol	0.1388	1.229	82.898
n-Propanol	-----	2.023	167.587

Table 2: FID 2 B (column DB-ALC2)

Compound	Time (min)	Peak Area
Acetaldehyde	0.972	4.296
Ethanol	1.328	79.749
n-Propanol	2.345	161.282

## Scottsdale Police Department Crime Lab Volatiles Analysis

Sample:	[REDACTED]	Item number:	1148867
Injection date:	5/16/2017 2:32:02 PM	Vial:	33
Method:	ethanol quant.M	Sequence:	16May17
Instrument:	US14173023 CN14160045	Analyst:	Adrian
Data file:	C:\Chem32\1\Data\16May17\33.D		

Dissemination is restricted to Criminal Justice Agencies and authorized Non-C.J. Agencies ONLY. Secondary dissemination to unauthorized agencies is PROHIBITED.  
Scottsdale City Prosecutor

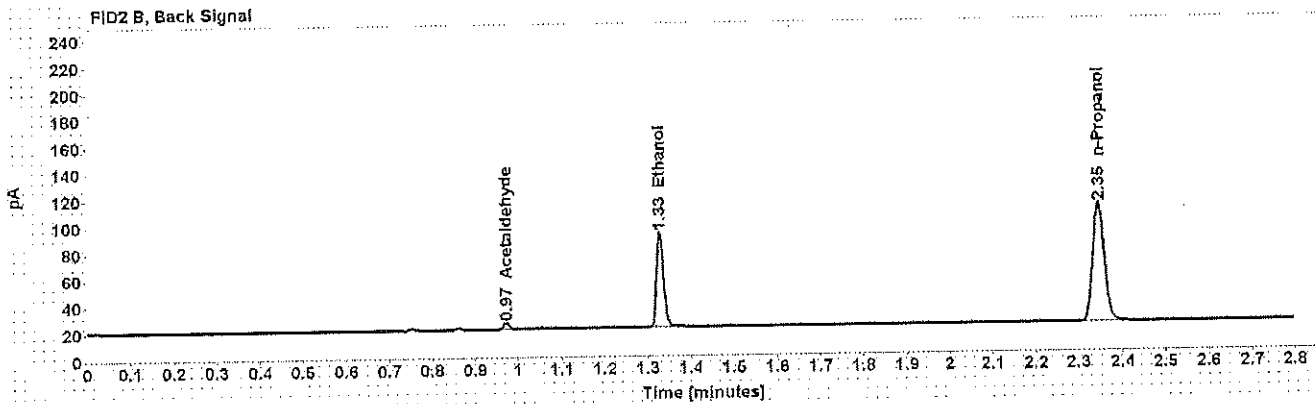
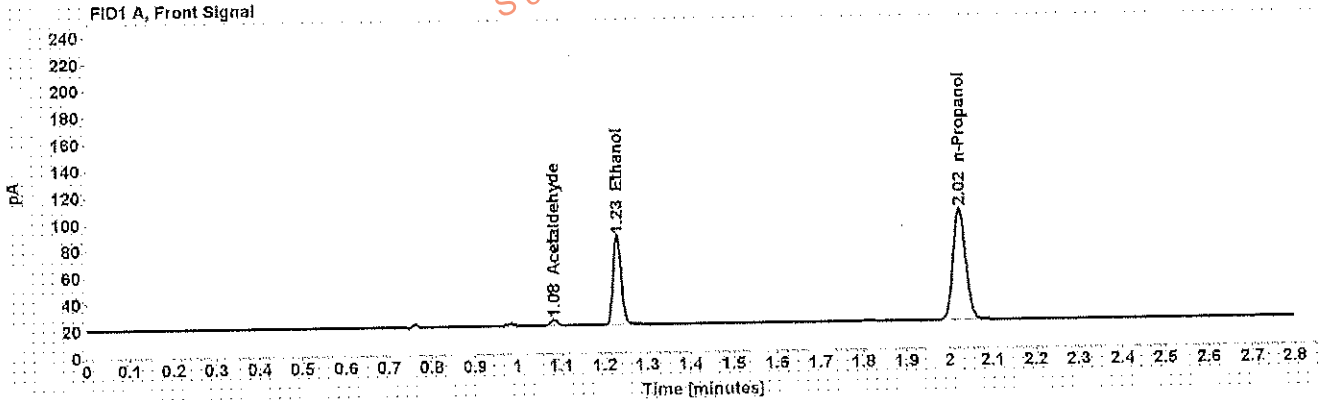


Table 1: FID 1 A (column DB-ALC1)

Compound	Amount (g/100mL)	Time (min)	Peak Area
Acetaldehyde	-----	1.083	4.375
>Ethanol	0.1399	1.230	85.407
n-Propanol	-----	2.024	171.265

Table 2: FID 2 B (column DB-ALC2)

Compound	Time (min)	Peak Area
Acetaldehyde	0.973	4.454
Ethanol	1.329	82.110
n-Propanol	2.346	164.741

## Scottsdale Police Department Crime Lab Volatiles Analysis

Sample: [REDACTED]	Item number: 1152100
Injection date: 5/16/2017 2:36:02 PM	Vial: 34
Method: ethanol quant.M	Sequence: 16May17
Instrument: US14173023 CN14160045	Analyst: Adrian
Data file: C:\Chem32\1\Data\16May17\34.D	

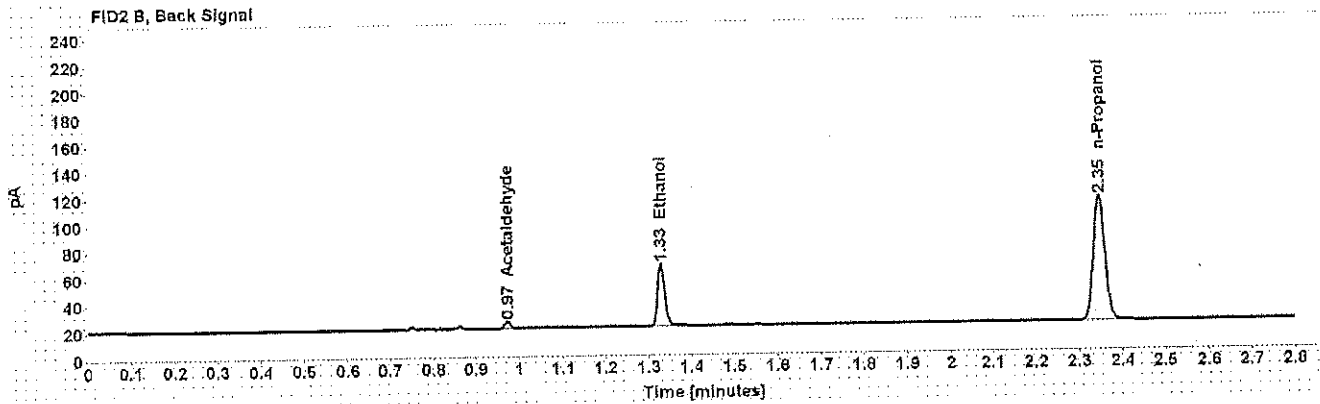
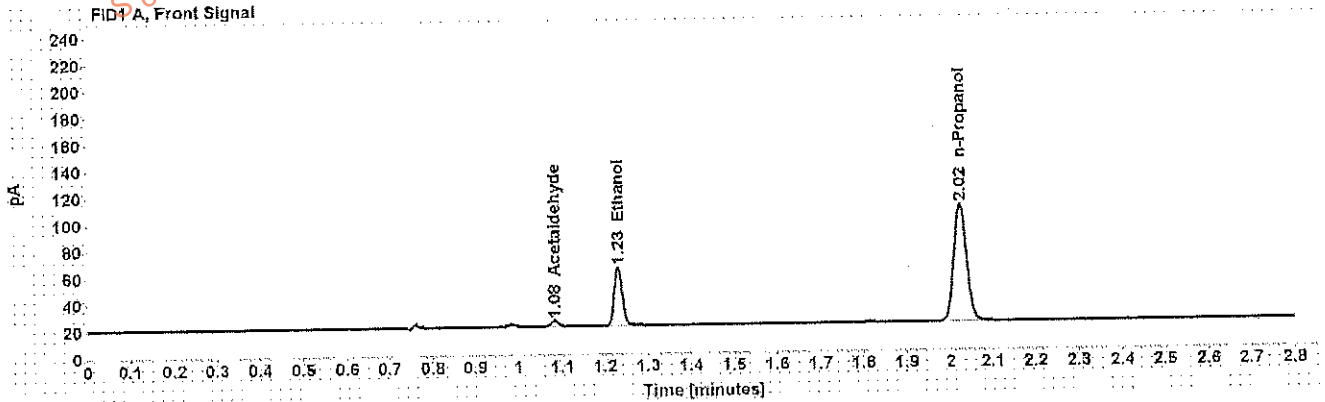


Table 1: FID 1 A (column DB-ALC1)

Compound	Amount (g/100mL)	Time (min)	Peak Area
Acetaldehyde	-----	1.083	4.623
>Ethanol	0.0886	1.230	56.446
n-Propanol	-----	2.024	179.321

Table 2: FID 2 B (column DB-ALC2)

Compound	Time (min)	Peak Area
Acetaldehyde	0.973	4.497
Ethanol	1.329	54.279
n-Propanol	2.346	172.999

## Scottsdale Police Department Crime Lab Volatiles Analysis

Sample: [REDACTED]	Item number: 1152100
Injection date: 5/16/2017 2:40:02 PM	Vial: 35
Method: ethanol quant M	Sequence: 16May17
Instrument: US14173023 CN14160045	Analyst: Adrian
Data file: C:\Chem3211\Data\16May17\35.D	

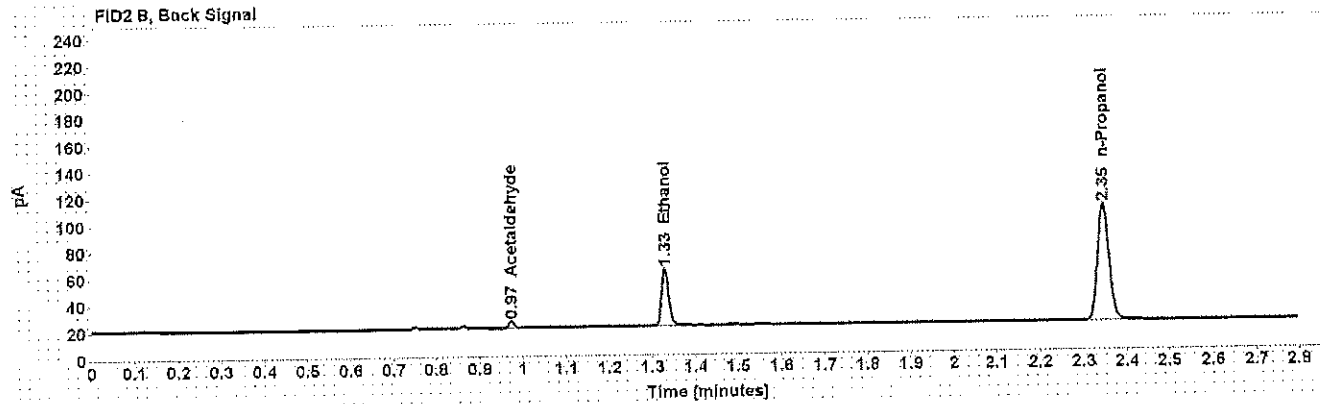
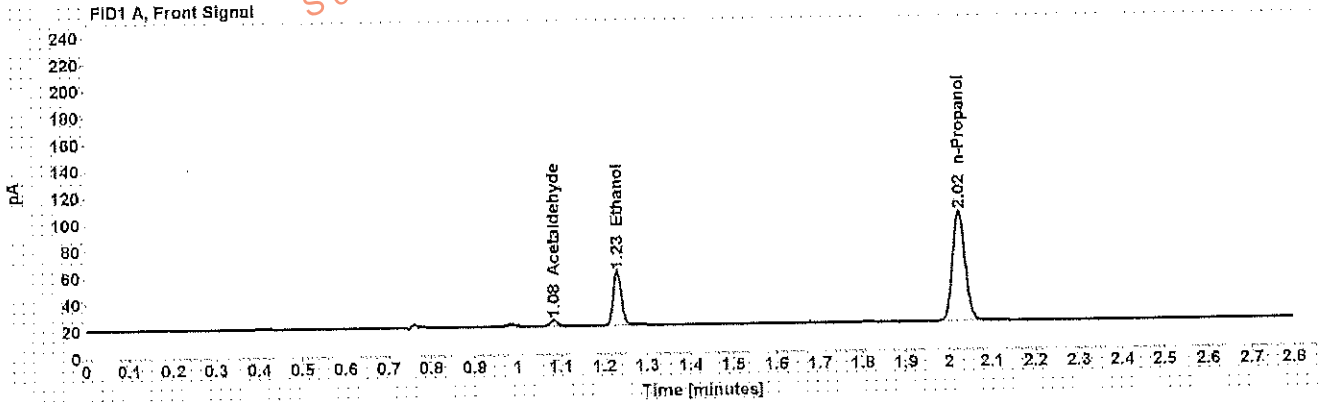


Table 1: FID 1 A (column DB-ALC1)

Compound	Amount (g/100mL)	Time (min)	Peak Area
Acetaldehyde	-----	1.083	4.551
>Ethanol	0.0870	1.230	51.936
n-Propanol	-----	2.023	168.065

Table 2: FID 2 B (column DB-ALC2)

Compound	Time (min)	Peak Area
Acetaldehyde	0.973	4.393
Ethanol	1.329	49.739
n-Propanol	2.346	161.787

## Scottsdale Police Department Crime Lab Volatiles Analysis

Sample:	[REDACTED]	Item number:	1132432
Injection date:	5/16/2017 2:44:02 PM	Vial:	36
Method:	ethanol quant.M	Sequence:	16May17
Instrument:	US14173023 CN14160045	Analyst:	Adrian
Data file:	C:\Chem32\1\Data\16May17\36.D		

Dissemination is restricted to Criminal Justice Agencies and authorized Non-C.J. Agencies ONLY. Secondary dissemination to unauthorized agencies is PROHIBITED.  
 Scottsdale City Prosecutor

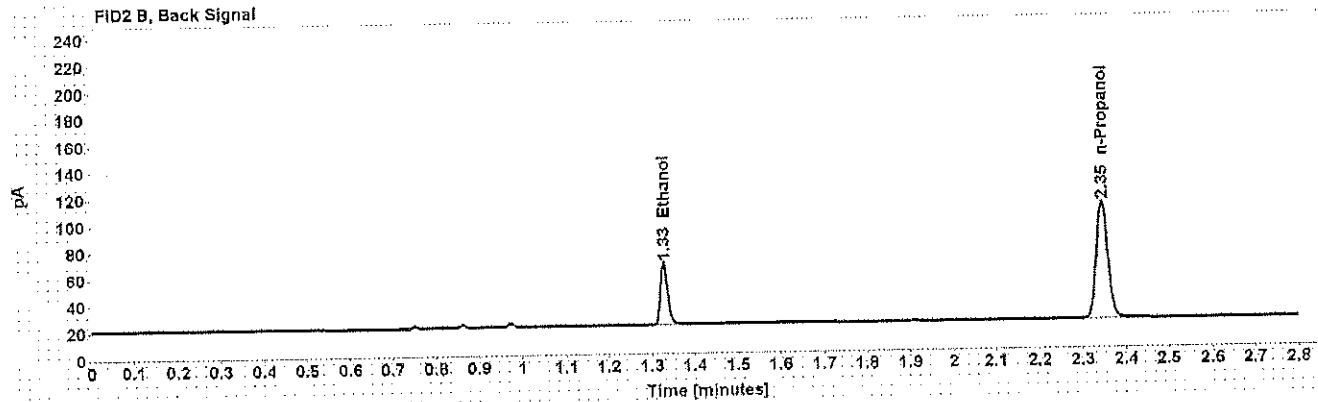
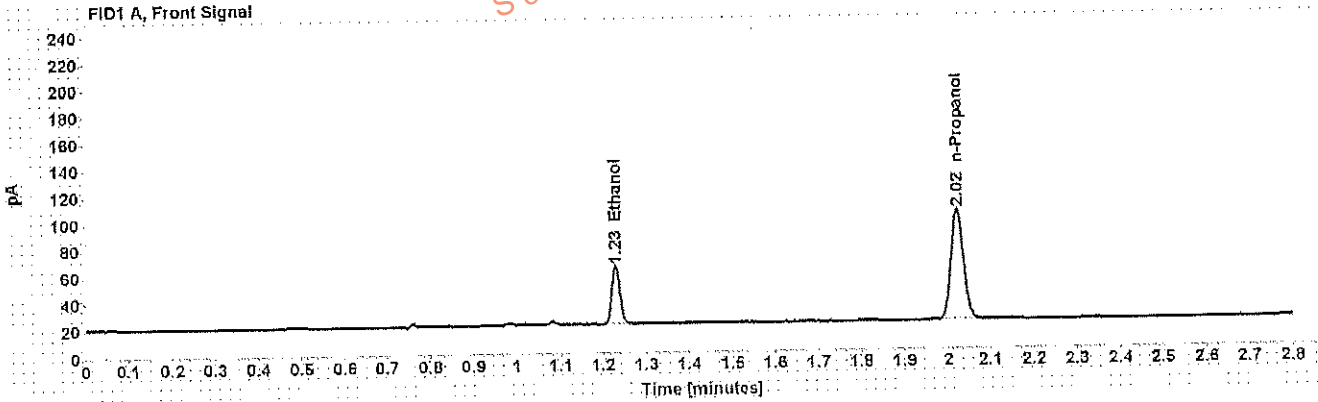


Table 1: FID 1 A (column DB-ALC1)

Compound	Amount (g/100mL)	Time (min)	Peak Area
>Ethanol	0.0935	1.230	55.952
n-Propanol	-----	2.023	168.443

Table 2: FID 2 B (column DB-ALC2)

Compound	Time (min)	Peak Area
Ethanol	1.328	53.629
n-Propanol	2.345	162.487



## Scottsdale Police Department Crime Lab Volatiles Analysis

Sample: [REDACTED]	Item number: 1132432
Injection date: 5/16/2017 2:48:17 PM	Vial: 37
Method: ethanol quant M	Sequence: 16May17
Instrument: US14173023 CN14160045	Analyst: Adrian
Data file: C:\Chem32\1\Data\16May17\37.D	

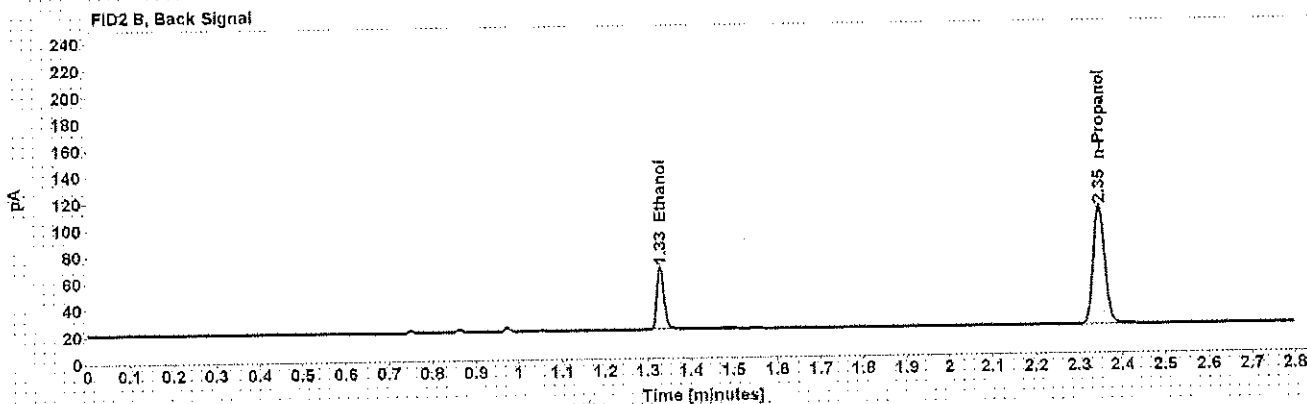
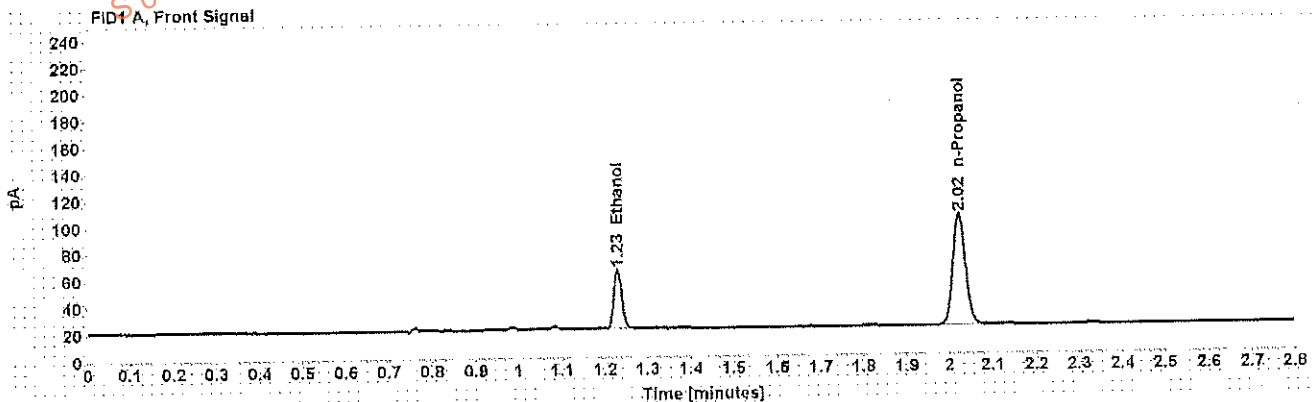


Table 1: FID 1 A (column DB-ALC1)

Compound	Amount (g/100mL)	Time (min)	Peak Area
>Ethanol	0.0938	1.230	56.726
n-Propanol	-----	2.024	170.159

Table 2: FID 2 B (column DB-ALC2)

Compound	Time (min)	Peak Area
Ethanol	1.329	54.576
n-Propanol	2.346	164.248

Case: [REDACTED] User: wadrian 5/17/2017

# Scottsdale Police Department Crime Lab Volatiles Analysis

Sample: [REDACTED] Item number: 1153548  
Injection date: 5/16/2017 2:52:16 PM Vial: 38  
Method: ethanol quant M Sequence: 16May17  
Instrument: US14173023 CN14160045 Analyst: Adrian  
Data file: C:\Chem3211\Data\16May17\38.D

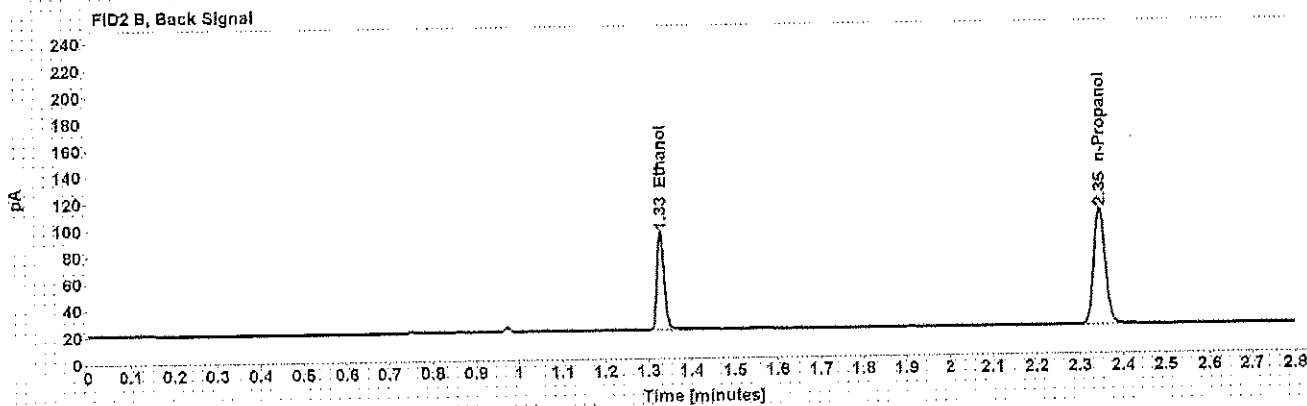
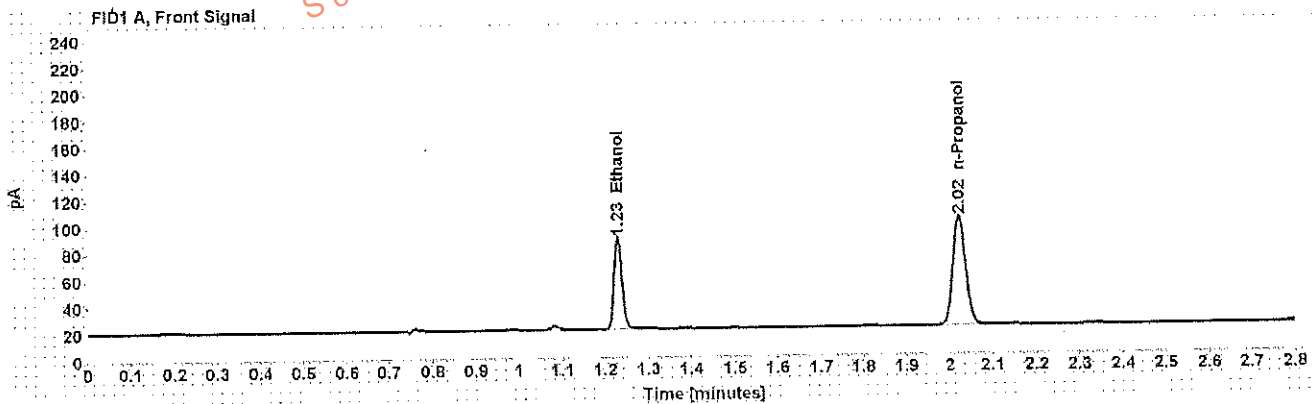


Table 1: FID 1 A (column DB-ALC1)

Compound	Amount (g/100mL)	Time (min)	Peak Area
>Ethanol	0.1482	1.230	87.891
n-Propanol	-----	2.024	166.417

Table 2: FID 2 B (column DB-ALC2)

Compound	Time (min)	Peak Area
Ethanol	1.328	84.646
n-Propanol	2.348	160.581

## Scottsdale Police Department Crime Lab Volatiles Analysis

Dissemination is restricted to Criminal Justice Agencies and authorized Non-C.J. Agencies ONLY. Secondary dissemination to unauthorized agencies is PROHIBITED.  
Scottsdale City Prosecutor

Sample:	[REDACTED]	Item number:	1153548
Injection date:	5/16/2017 2:56:16 PM	Vial:	39
Method:	ethanol quant.M	Sequence:	16May17
Instrument:	US14173023 CN14160045	Analyst:	Adrian
Data file:	C:\Chem32\1\Data\16May17\39.D		

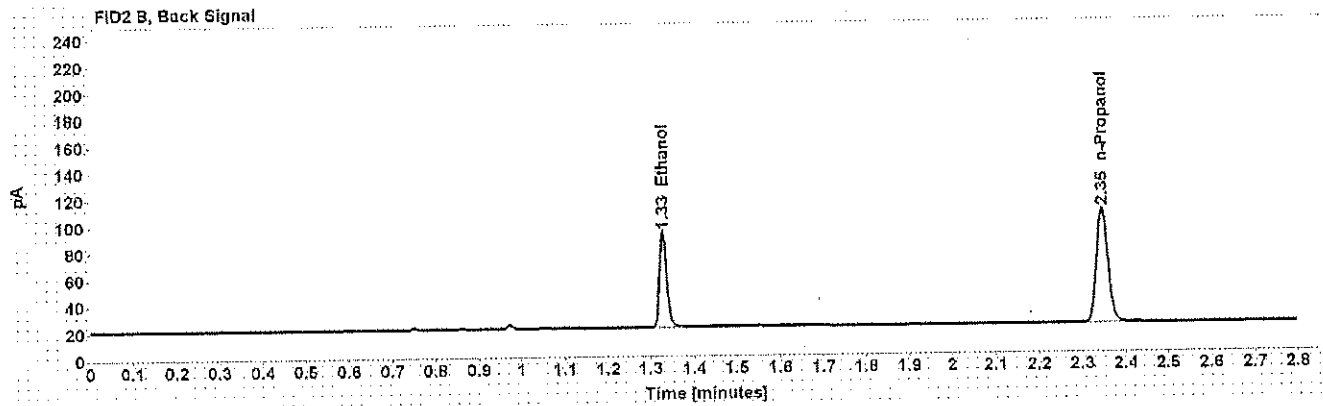
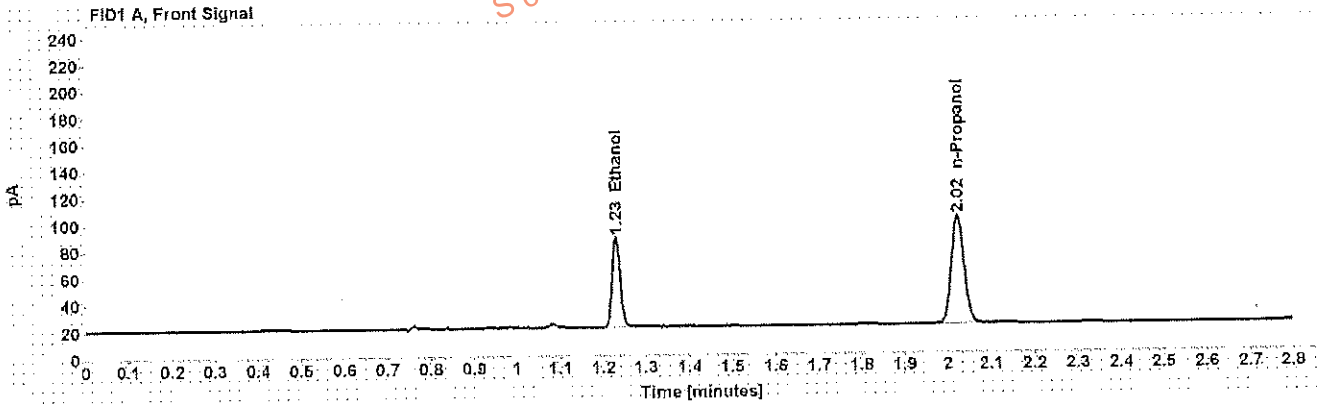


Table 1: FID 1 A (column DB-ALC1)

Compound	Amount (g/100mL)	Time (min)	Peak Area
>Ethanol	0.1467	1.230	86.450
n-Propanol	-----	2.023	165.317

Table 2: FID 2 B (column DB-ALC2)

Compound	Time (min)	Peak Area
Ethanol	1.328	83.392
n-Propanol	2.348	159.582

## Scottsdale Police Department Crime Lab Volatiles Analysis

Sample: [REDACTED]	Item number: 1152880
Injection date: 5/16/2017 3:00:16 PM	Vial: 40
Method: ethanol quant.M	Sequence: 16May17
Instrument: US14173023 CN14160045	Analyst: Adrian
Data file: C:\Chem32\11Data\16May17\40.D	

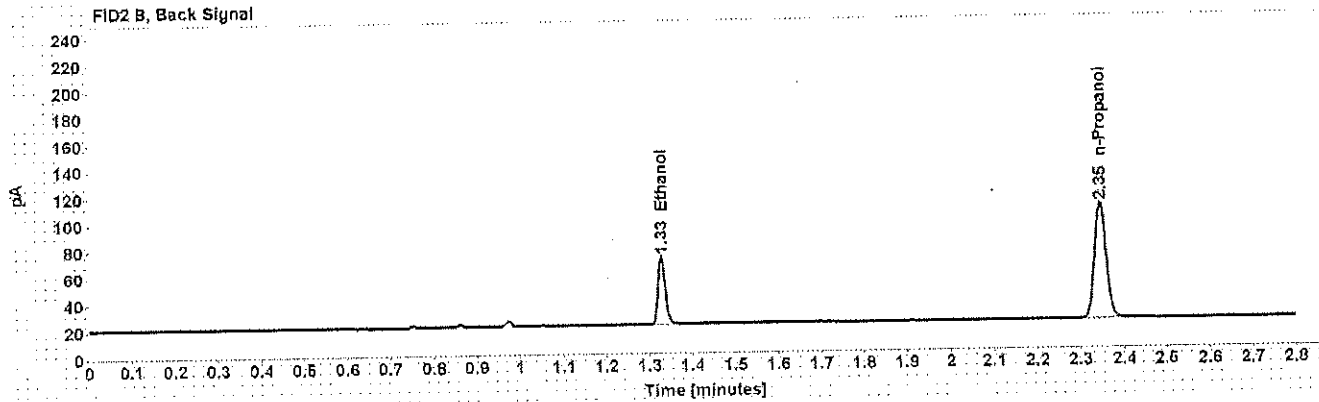
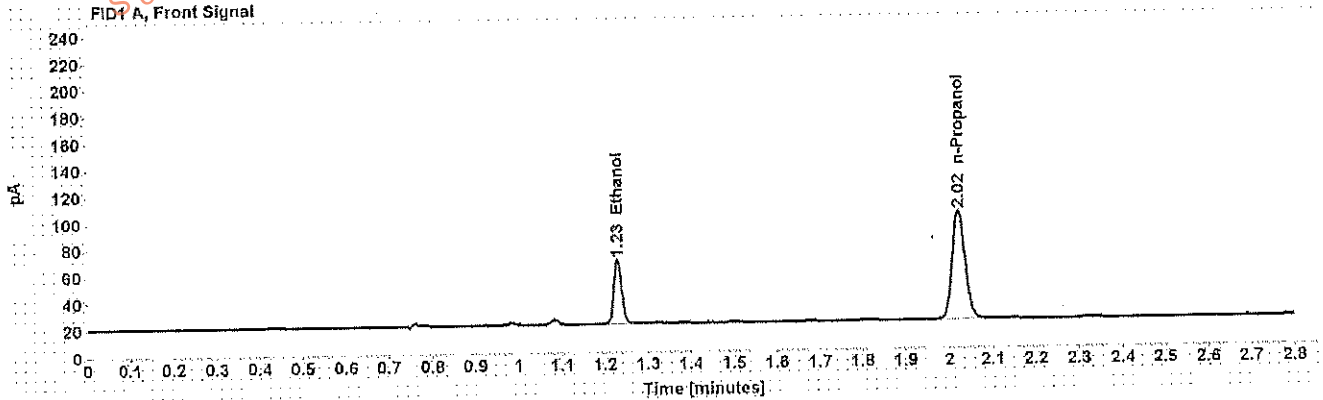


Table 1: FID 1 A (column DB-ALC1)

Compound	Amount (g/100mL)	Time (min)	Peak Area
>Ethanol	0.1040	1.230	61.594
n-Propanol	-----	2.023	166.596

Table 2: FID 2 B (column DB-ALC2)

Compound	Time (min)	Peak Area
Ethanol	1.328	59.236
n-Propanol	2.345	160.411

## Scottsdale Police Department Crime Lab Volatiles Analysis

Sample: [REDACTED]	Item number: 1152880
Injection date: 5/16/2017 3:04:16 PM	Vial: 41
Method: ethanol quant M	Sequence: 16May17
Instrument: US14173023.CN14160045	Analyst: Adrian
Data file: C:\Chem3211\Data\16May17\41.D	

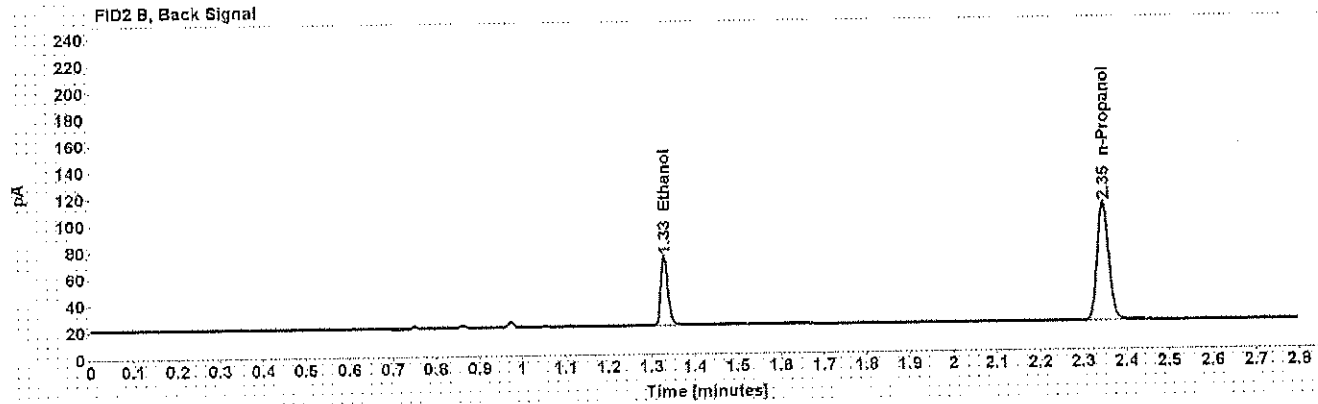
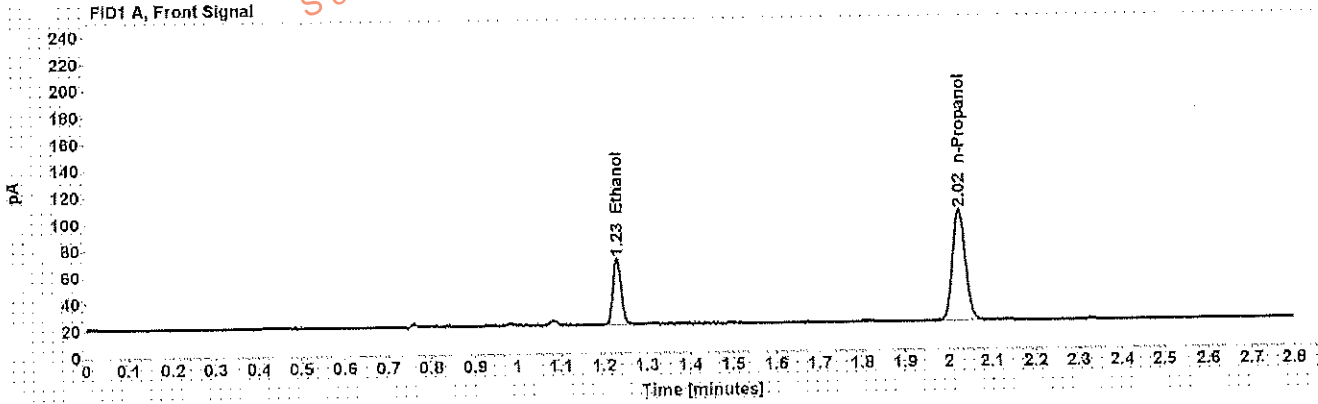


Table 1: FID 1 A (column DB-ALC1)

Compound	Amount (g/100mL)	Time (min)	Peak Area
>Ethanol	0.1045	1.230	63.255
n-Propanol	-----	2.023	170.216

Table 2: FID 2 B (column DB-ALC2)

Compound	Time (min)	Peak Area
Ethanol	1.329	60.583
n-Propanol	2.346	163.898

Case: [REDACTED]

User: wadrian 5/17/2017

# Scottsdale Police Department Crime Lab Volatiles Analysis

Dissemination is restricted to Criminal Justice Agencies and authorized Non-C.J. Agencies ONLY. Secondary dissemination to unauthorized agencies is PROHIBITED.  
Scottsdale City Prosecutor

Sample:	[REDACTED]	Item number:	1118308
Injection date:	5/16/2017 3:12:32 PM	Vial:	43
Method:	ethanol quant.M	Sequence:	16May17
Instrument:	US14173023 CN14160045	Analyst:	Adrian
Data file:	C:\Chem32\1\Data\16May17\43.D		

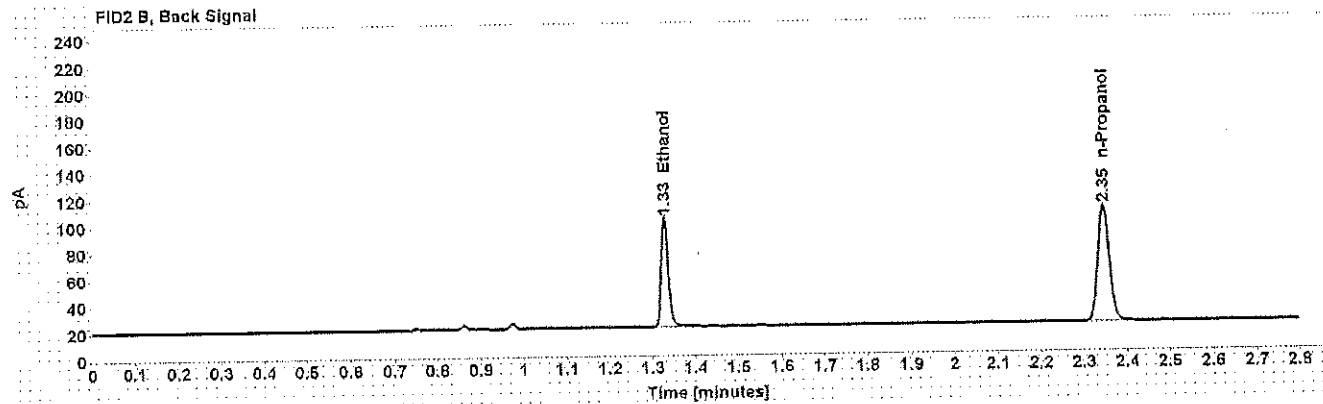
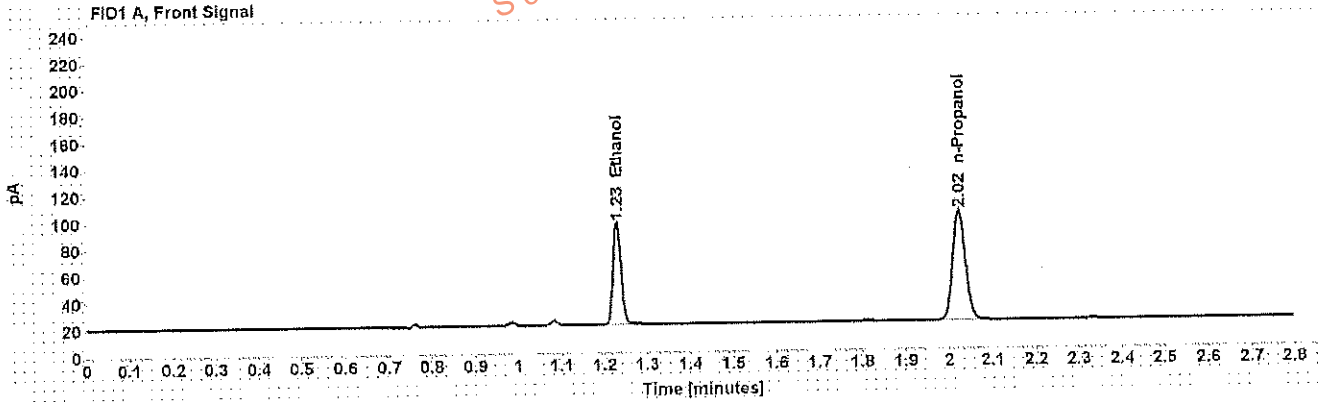


Table 1: FID 1 A (column DB-ALC1)

Compound	Amount (g/100mL)	Time (min)	Peak Area
>Ethanol	0.1642	1.230	98.316
n-Propanol	-----	2.023	167.865

Table 2: FID 2 B (column DB-ALC2)

Compound	Time (min)	Peak Area
Ethanol	1.328	94.965
n-Propanol	2.346	161.999

Case: [REDACTED] User: wadrian 5/17/2017

# Scottsdale Police Department Crime Lab Volatiles Analysis

Sample: [REDACTED] Item number: 1118308  
Injection date: 5/16/2017 3:16:32 PM Vial: 44  
Method: ethanol quant.M Sequence: 16May17  
Instrument: US14173023 CN14160045 Analyst: Adrian  
Data file: C:\Chem32\11Data\16May17\44.D

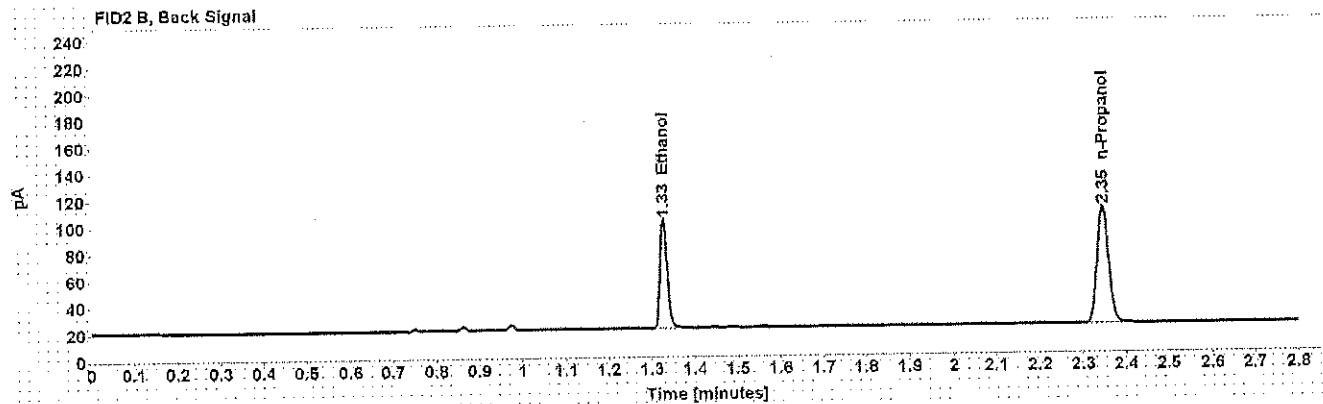
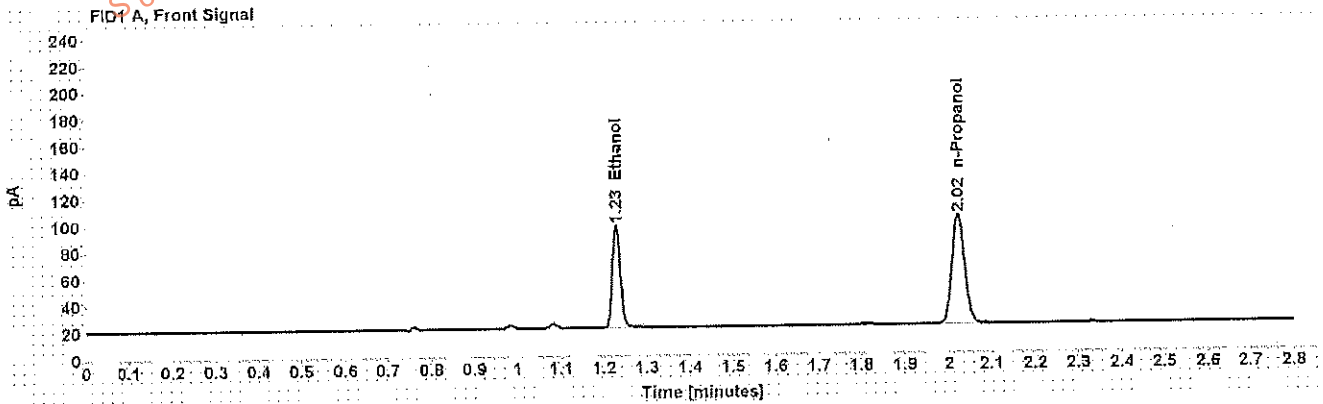


Table 1: FID 1 A (column DB-ALC1)

Compound	Amount (g/100mL)	Time (min)	Peak Area
>Ethanol	0.1643	1.229	98.283
n-Propanol	-----	2.023	167.729

Table 2: FID 2 B (column DB-ALC2)

Compound	Time (min)	Peak Area
Ethanol	1.328	94.805
n-Propanol	2.345	161.898

## Scottsdale Police Department Crime Lab Volatiles Analysis

This information is restricted to Criminal Justice Agencies and authorized Non-C.J. Agencies ONLY. Secondary dissemination to unauthorized agencies is PROHIBITED. Scottsdale City Prosecutor's Office

Sample: [REDACTED]	Item number: 1150612
Injection date: 5/16/2017 3:20:32 PM	Vial: 45
Method: ethanol quant M	Sequence: 16May17
Instrument: US14173023-CN14160045	Analyst: Adrian
Data file: C:\Chem32\11\Data\16May17\45.D	

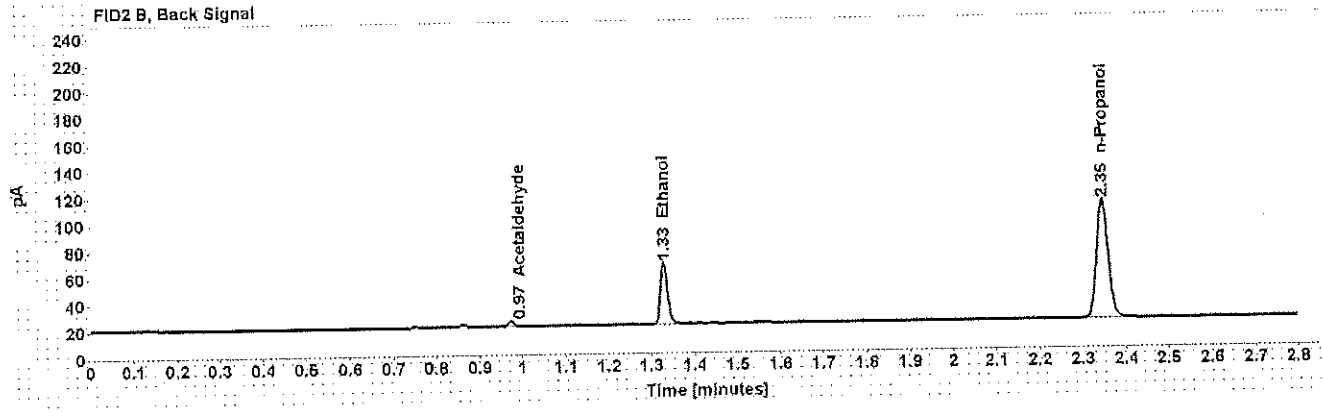
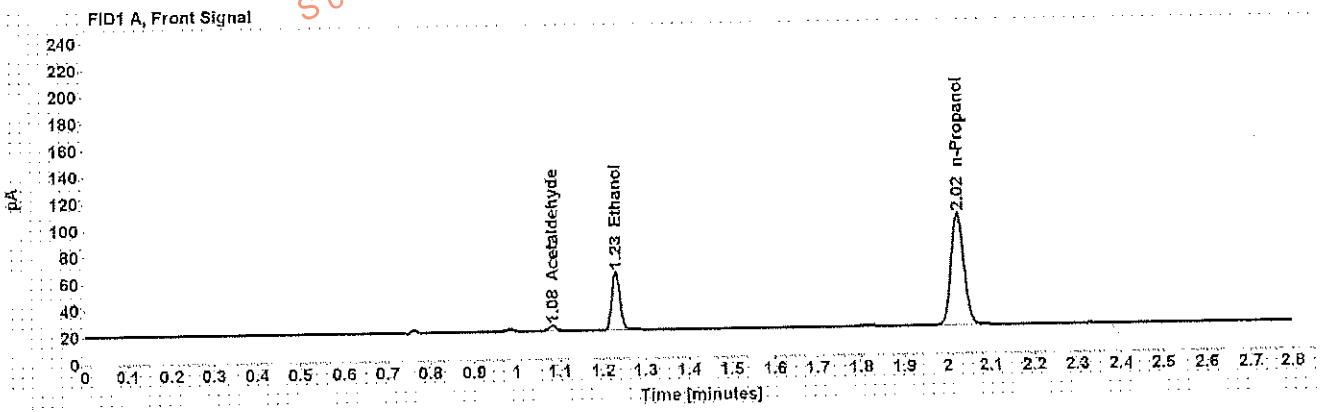


Table 1: FID 1 A (column DB-ALC1)

Compound	Amount (g/100mL)	Time (min)	Peak Area
Acetaldehyde	-----	1.083	3.976
>Ethanol	0.0920	1.230	55.855
n-Propanol	-----	2.023	170.907

Table 2: FID 2 B (column DB-ALC2)

Compound	Time (min)	Peak Area
Acetaldehyde	0.973	3.901
Ethanol	1.329	53.586
n-Propanol	2.346	164.901



## Scottsdale Police Department Crime Lab Volatiles Analysis

Dissemination is restricted to Criminal Justice Agencies and authorized Non-C.J. Agencies ONLY. Secondary dissemination to unauthorized agencies is PROHIBITED.  
Scottsdale City Prosecutor

Sample:	[REDACTED]	Item number:	1150612
Injection date:	5/16/2017 3:24:31 PM	Vial:	46
Method:	ethanol quant.M	Sequence:	16May17
Instrument:	US14173023 CN14160045	Analyst:	Adrian
Data file:	C:\Chem32\1\Data\16May17\46.D		

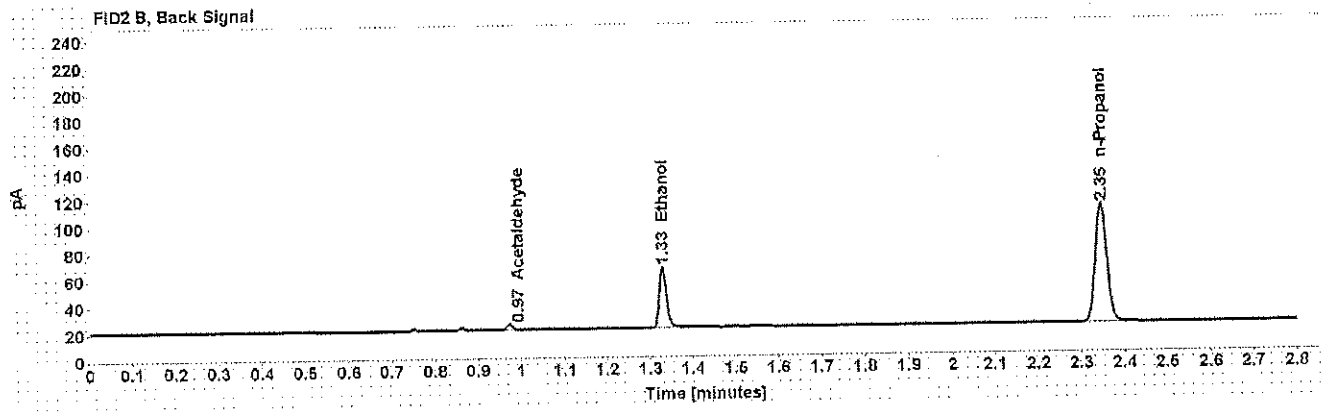
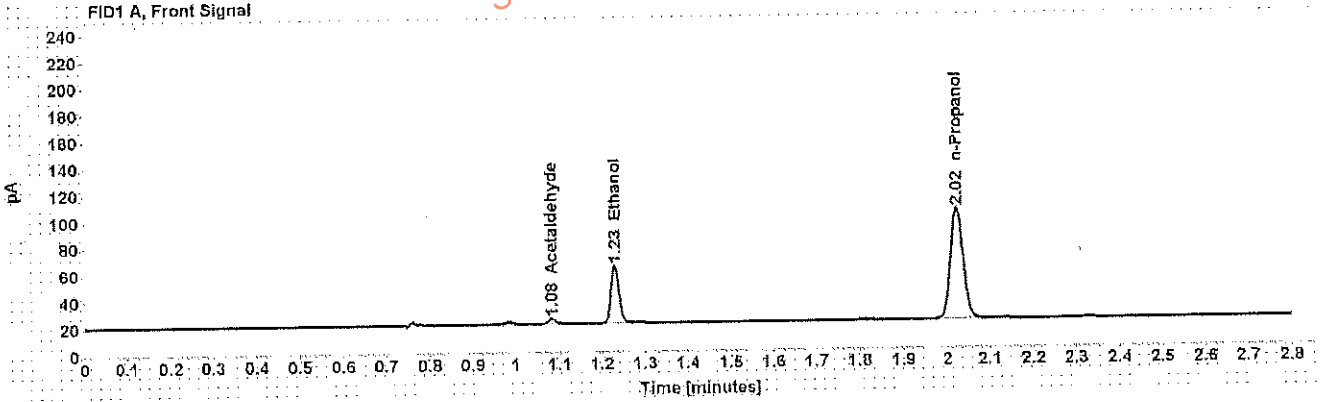


Table 1: FID 1 A (column DB-ALC1)

Compound	Amount (g/100mL)	Time (min)	Peak Area
Acetaldehyde	-----	1.083	3.986
>Ethanol	0.0917	1.230	55.280
n-Propanol	-----	2.024	189.747

Table 2: FID 2 B (column DB-ALC2)

Compound	Time (min)	Peak Area
Acetaldehyde	0.973	3.790
Ethanol	1.329	53.115
n-Propanol	2.346	163.696

Case: [REDACTED] User: wadrian 5/17/2017

# Scottsdale Police Department Crime Lab Volatiles Analysis

Sample: [REDACTED] Item number: 1149377  
Injection date: 5/16/2017 3:28:31 PM Vial: 47  
Method: ethanol quant.M Sequence: 16May17  
Instrument: US14173023 CN14160045 Analyst: Adrian  
Data file: C:\Chem3211\Data\16May17\47.D

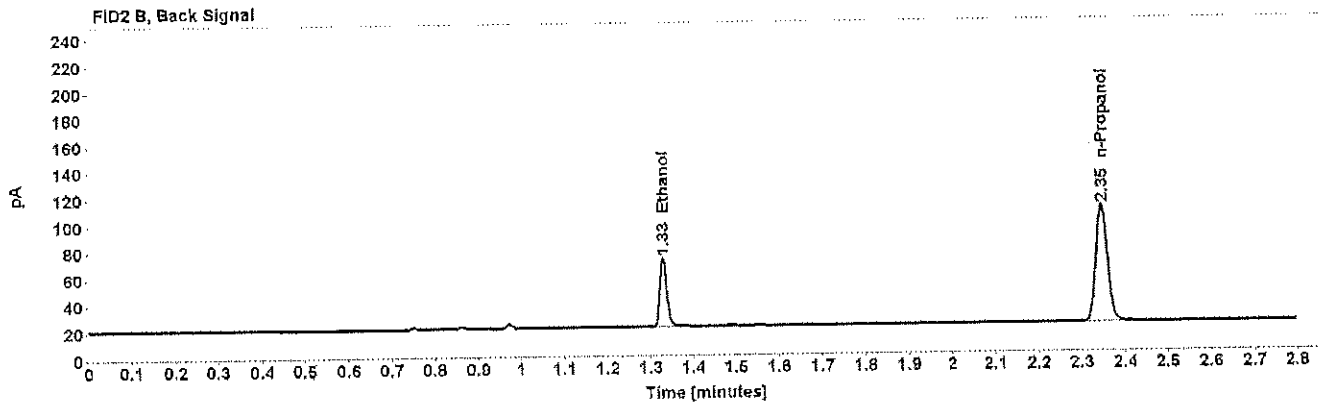
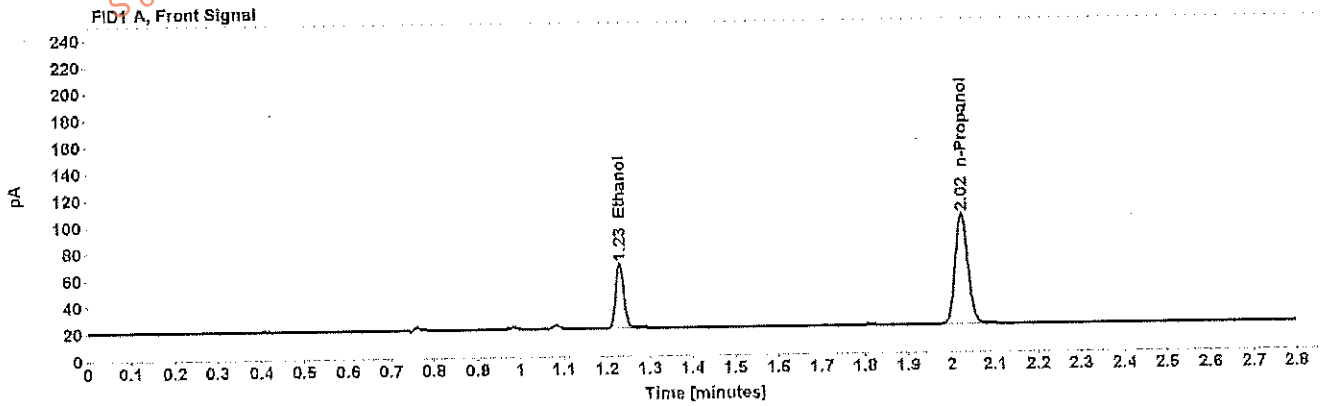


Table 1: FID 1 A (column DB-ALC1)

Compound	Amount (g/100mL)	Time (min)	Peak Area
>Ethanol	0.1033	1.230	62.249
n-Propanol	-----	2.024	169.481

Table 2: FID 2 B (column DB-ALC2)

Compound	Time (min)	Peak Area
Ethanol	1.329	59.841
n-Propanol	2.346	163.215

## Scottsdale Police Department Crime Lab Volatiles Analysis

<b>Sample:</b> [REDACTED]	<b>Item number:</b> 1149377
<b>Injection date:</b> 5/16/2017 3:32:32 PM	<b>Vial:</b> 48
<b>Method:</b> ethanol quant.M	<b>Sequence:</b> 16May17
<b>Instrument:</b> US14173023 ON14160045	<b>Analyst:</b> Adrian
<b>Data file:</b> C:\Chem3211\Data\16May17\48.D	

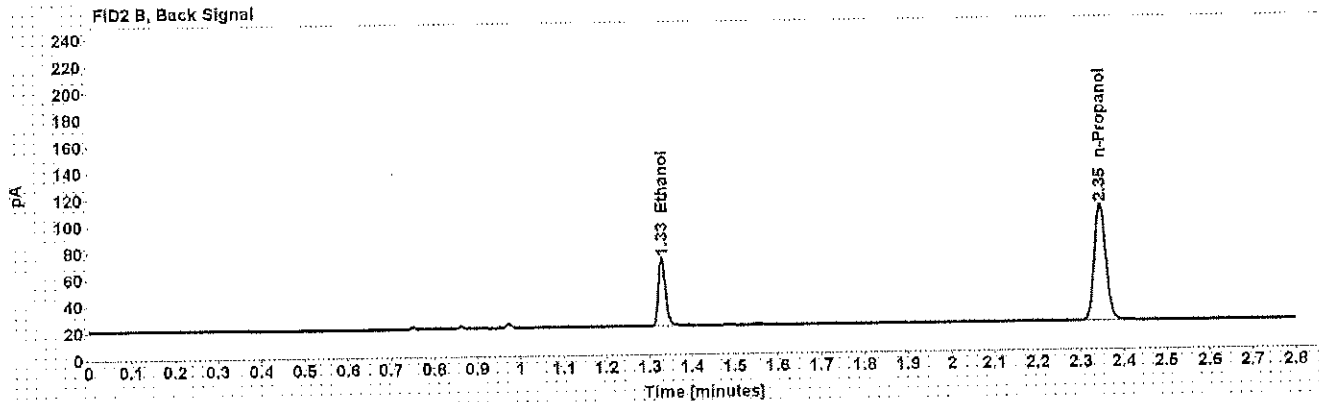
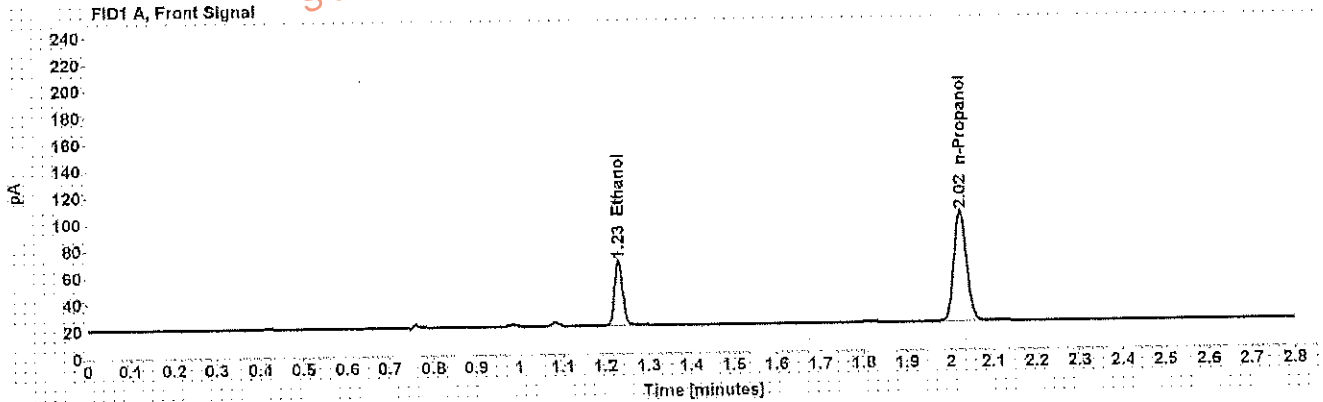


Table 1: FID 1 A (column DB-ALC1)

Compound	Amount (g/100mL)	Time (min)	Peak Area
>Ethanol	0.1029	1.230	61.469
n-Propanol	-----	2.023	167.908

Table 2: FID 2 B (column DB-ALC2)

Compound	Time (min)	Peak Area
Ethanol	1.329	59.033
n-Propanol	2.346	161.731

## Scottsdale Police Department Crime Lab Volatiles Analysis

Dissemination is restricted to Criminal Justice Agencies and authorized Non-C.J. Agencies ONLY. Secondary dissemination to unauthorized agencies is PROHIBITED.  
Scottsdale City Prosecutor

Sample: [REDACTED]	Item number: 1150214
Injection date: 5/16/2017 3:36:47 PM	Vial: 49
Method: ethanol quant.M	Sequence: 16May17
Instrument: US14173023 CN14160045	Analyst: Adrian
Data file: C:\Chem32\1\Data\16May17\49.D	

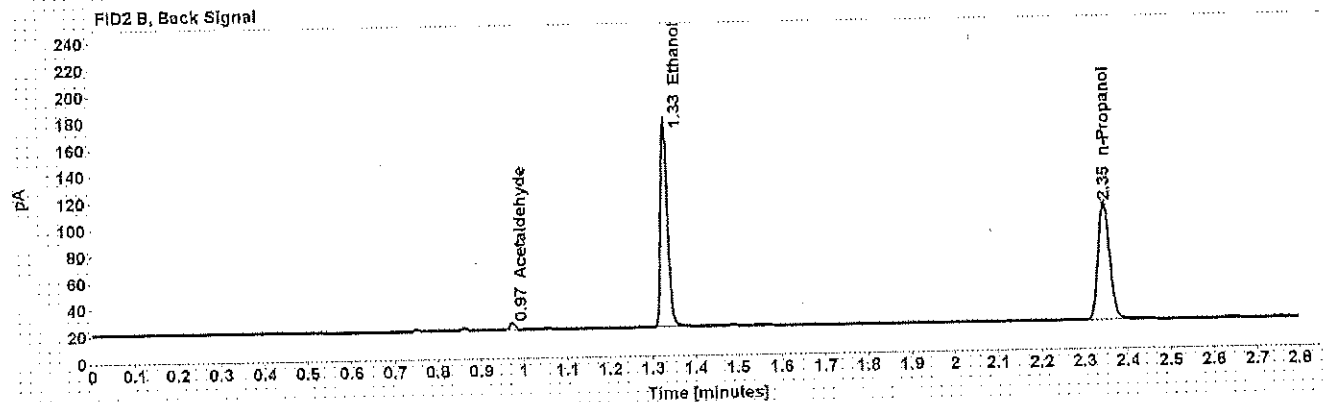
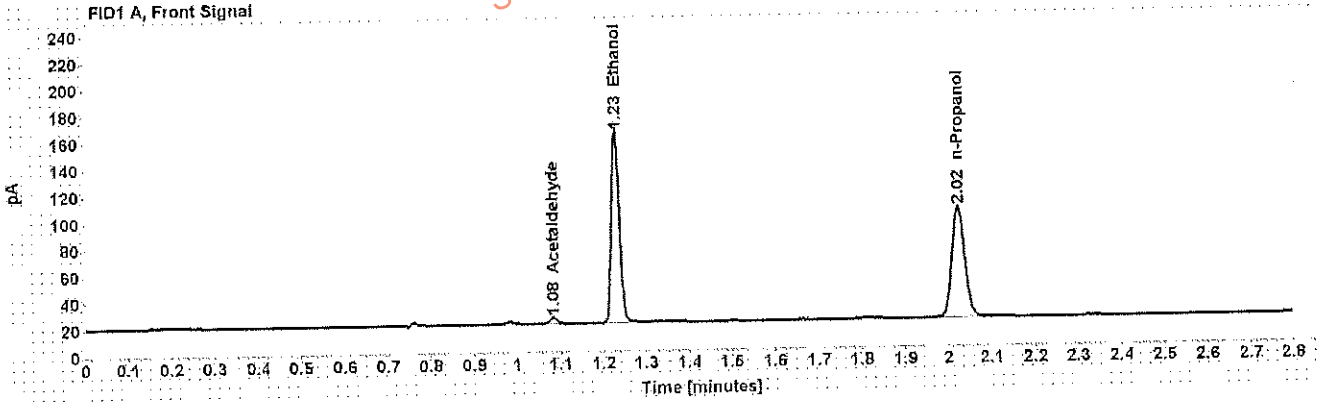


Table 1: FID 1 A (column DB-ALC1)

Compound	Amount (g/100mL)	Time (min)	Peak Area
Acetaldehyde	-----	1.083	4.579
>Ethanol	0.3034	1.230	184.439
n-Propanol	-----	2.024	170.069

Table 2: FID 2 B (column DB-ALC2)

Compound	Time (min)	Peak Area
Acetaldehyde	0.973	4.593
Ethanol	1.328	178.664
n-Propanol	2.346	163.725

## Scottsdale Police Department Crime Lab Volatiles Analysis

Sample: [REDACTED]	Item number: 1150214
Injection date: 5/16/2017 3:46:47 PM	Vial: 50
Method: ethanol quant.M	Sequence: 16May17
Instrument: US14173023 CN14160045	Analyst: Adrian
Data file: C:\Chem32\11\Data\16May17\50.D	

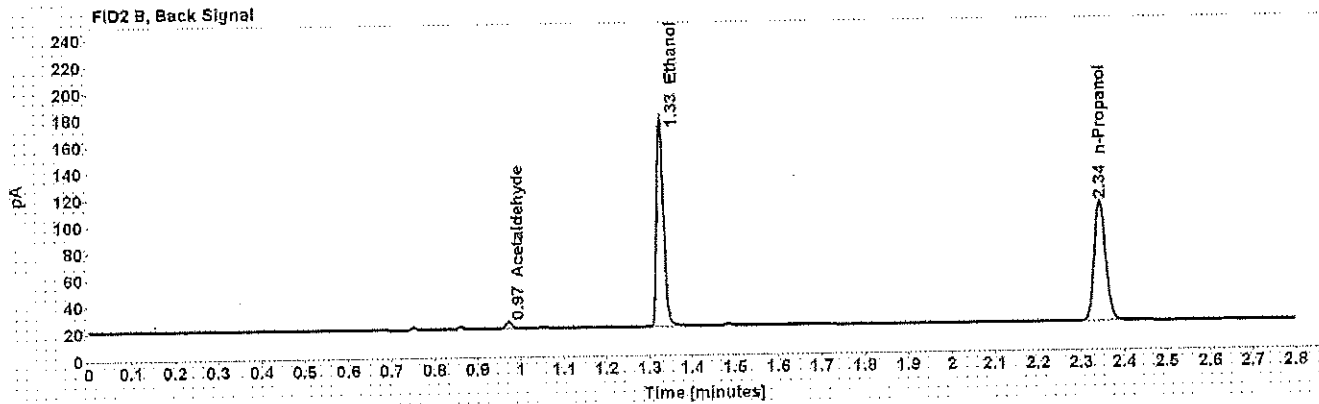
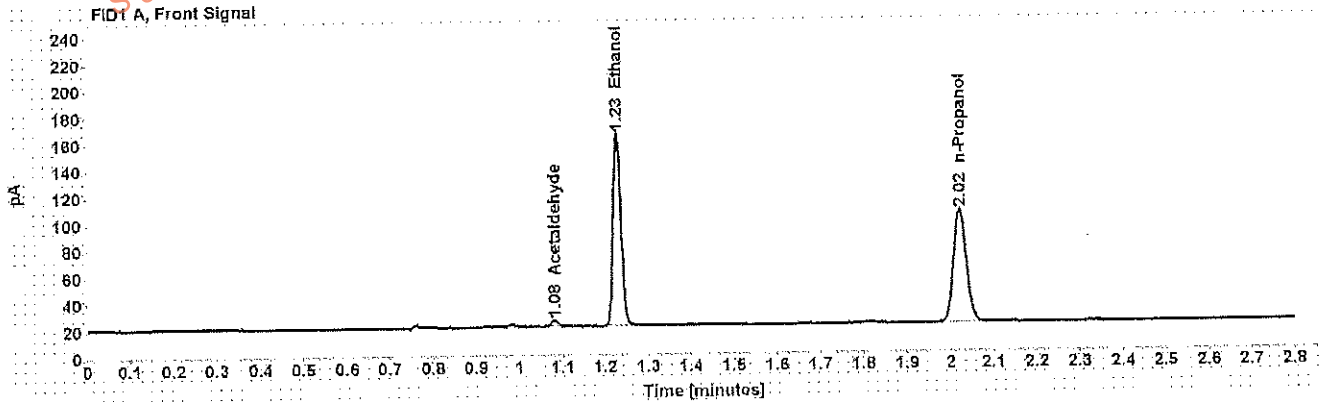


Table 1: FID 1 A (column DB-ALC1)

Compound	Amount (g/100mL)	Time (min)	Peak Area
Acetaldehyde	-----	1.082	4.674
>Ethanol	0.3004	1.229	185.374
n-Propanol	-----	2.023	172.634

Table 2: FID 2 B (column DB-ALC2)

Compound	Time (min)	Peak Area
Acetaldehyde	0.972	4.679
Ethanol	1.327	179.329
n-Propanol	2.345	166.271

Case: [REDACTED] User: wadrian 5/17/2017

# Scottsdale Police Department Crime Lab Volatiles Analysis

Sample: [REDACTED] Item number: 1150935  
Injection date: 5/16/2017 3:44:47 PM Vial: 51  
Method: ethanol quant.M Sequence: 16May17  
Instrument: US14173023 CN14160045 Analyst: Adrian  
Data file: C:\Chem321\1Data\16May17\51.D

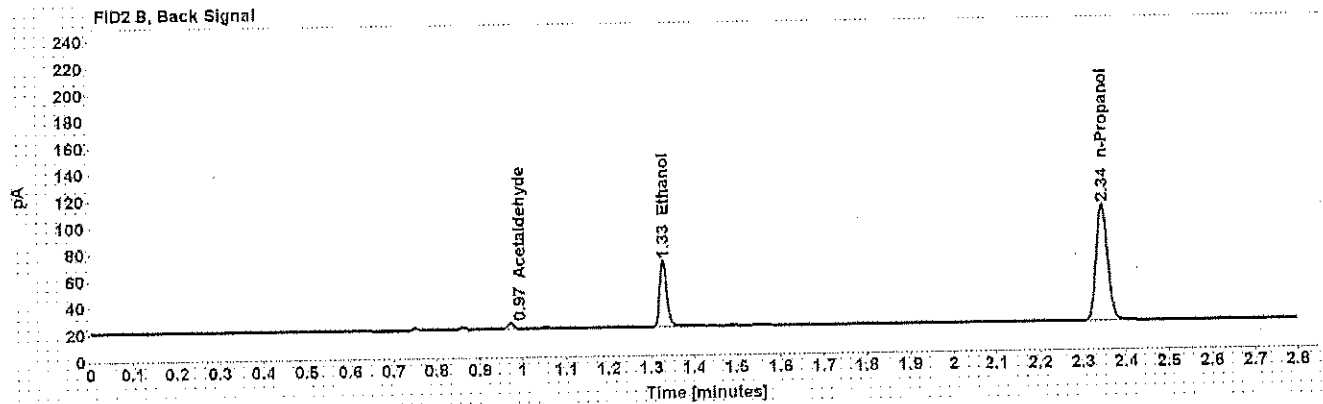
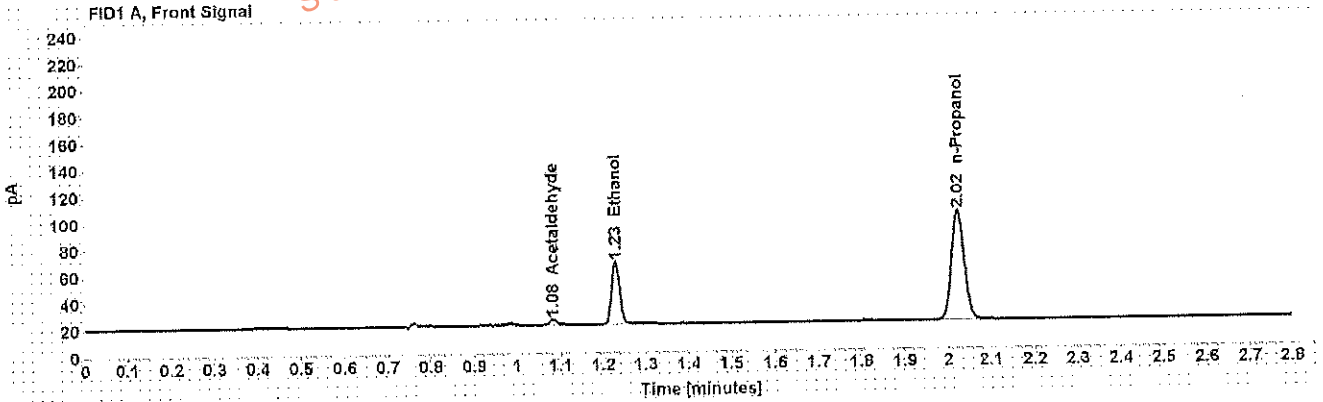


Table 1: FID 1 A (column DB-ALC1)

Compound	Amount (g/100mL)	Time (min)	Peak Area
Acetaldehyde	-----	1.082	4.105
>Ethanol	0.1008	1.229	60.225
n-Propanol	-----	2.023	168.032

Table 2: FID 2 B (column DB-ALC2)

Compound	Time (min)	Peak Area
Acetaldehyde	0.972	4.189
Ethanol	1.327	57.908
n-Propanol	2.345	161.945

## Scottsdale Police Department Crime Lab Volatiles Analysis

Dissemination is restricted to Criminal Justice Agencies and authorized Non-C.J. Agencies ONLY. Secondary dissemination to unauthorized agencies is PROHIBITED.  
Scottsdale City Prosecutor

Sample:	[REDACTED]	Item number:	1150935
Injection date:	5/16/2017 3:48:47 PM	Vial:	52
Method:	ethanol quant.M	Sequence:	16May17
Instrument:	US14173023 CN14160045	Analyst:	Adrian
Data file:	C:\Chem32\1\Data\16May17\52.D		

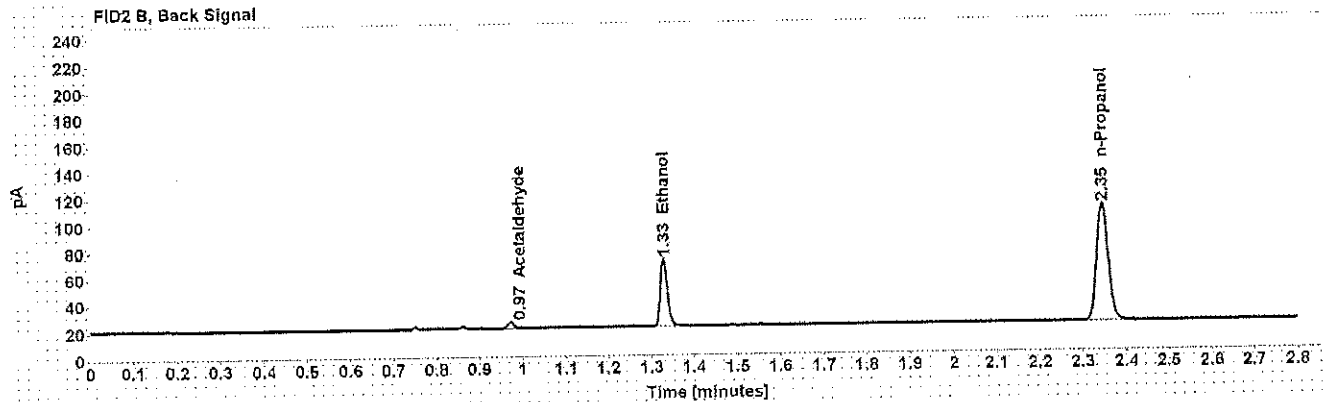
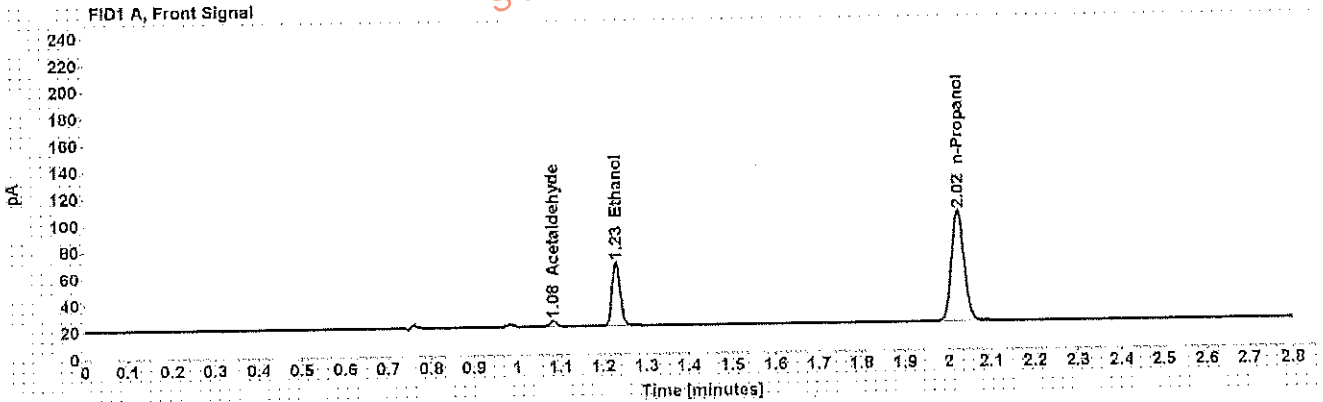


Table 1: FID 1 A (column DB-ALC1)

Compound	Amount (g/100mL)	Time (min)	Peak Area
Acetaldehyde	-----	1.082	4.301
>Ethanol	0.1018	1.230	61.145
n-Propanol	-----	2.023	168.859

Table 2: FID 2 B (column DB-ALC2)

Compound	Time (min)	Peak Area
Acetaldehyde	0.972	4.274
Ethanol	1.328	58.689
n-Propanol	2.345	162.822

## Scottsdale Police Department Crime Lab Volatiles Analysis

Sample: [REDACTED]	Item number: 1120550
Injection date: 5/16/2017 3:56:47 PM	Vial: 54
Method: ethanol quant.M	Sequence: 16May17
Instrument: US14173023 CN14160045	Analyst: Adrian
Data file: C:\Chem32\1\Data\16May17\54.D	

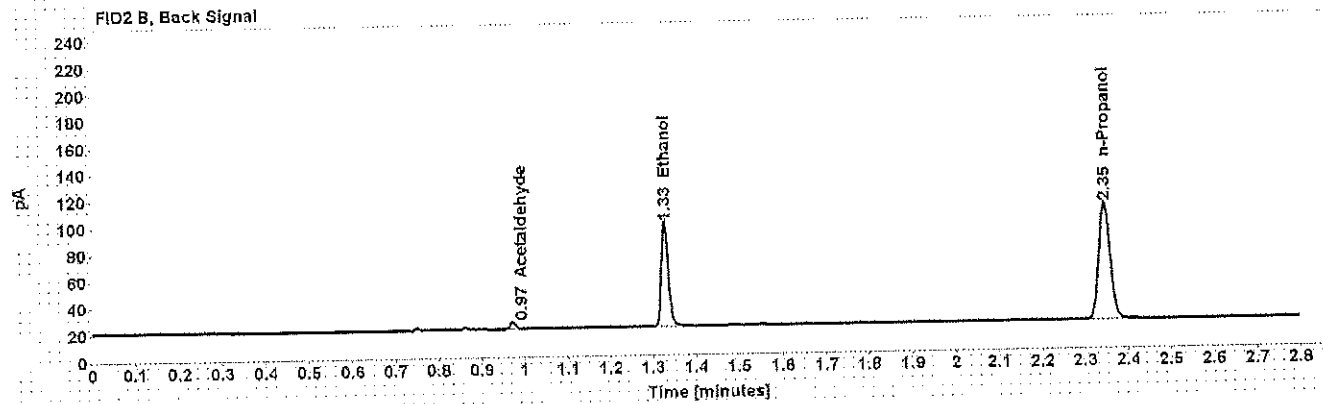
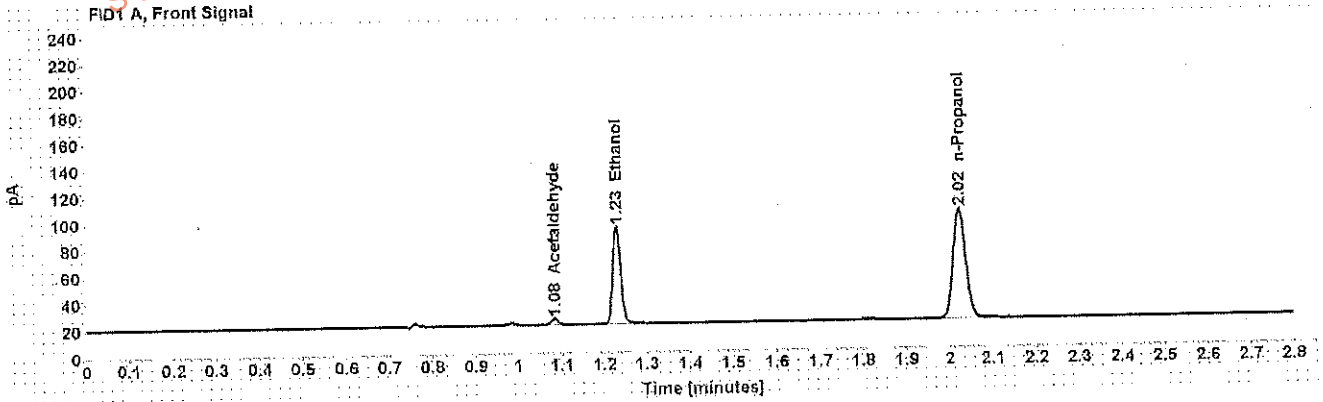


Table 1: FID 1 A (column DB-ALC1)

Compound	Amount (g/100mL)	Time (min)	Peak Area
Acetaldehyde	-----	1.082	4.678
>Ethanol	0.1564	1.230	93.824
n-Propanol	-----	2.023	168.281

Table 2: FID 2 B (column DB-ALC2)

Compound	Time (min)	Peak Area
Acetaldehyde	0.972	4.611
Ethanol	1.328	90.527
n-Propanol	2.345	162.240



**Scottsdale Police Department Crime Lab Volatiles Analysis**

This information is restricted to Criminal Justice Agencies and authorized Non-C.J. Agencies ONLY. Secondary dissemination to unauthorized agencies is PROHIBITED. Scottsdale City Prosecutor's Office

Sample:	[REDACTED]	Item number:	1120550
Injection date:	5/16/2017 4:01:01 PM	Vial:	55
Method:	ethanol quant.M	Sequence:	16May17
Instrument:	US14173023 CN14160045	Analyst:	Adrian
Data file:	C:\Chem3211Data\16May17\55.D		

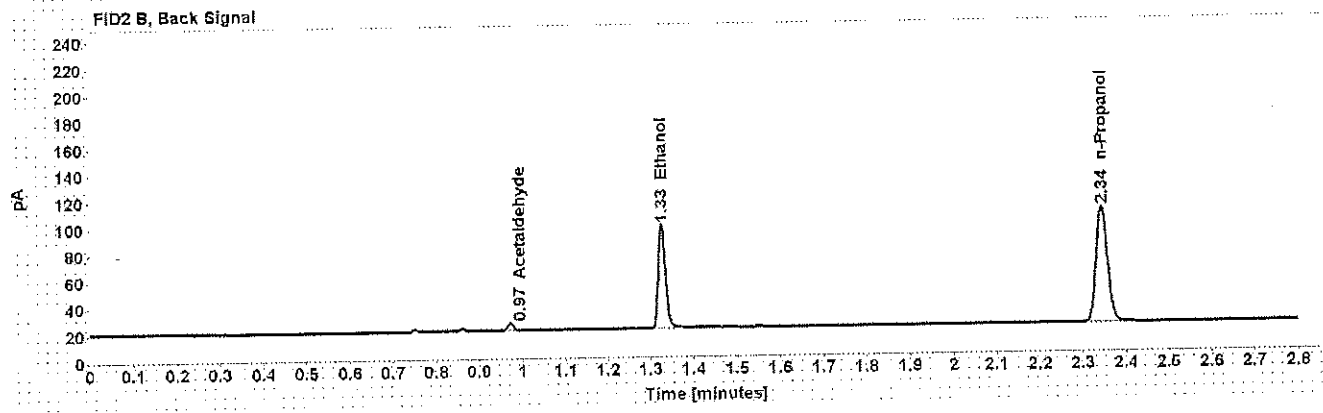
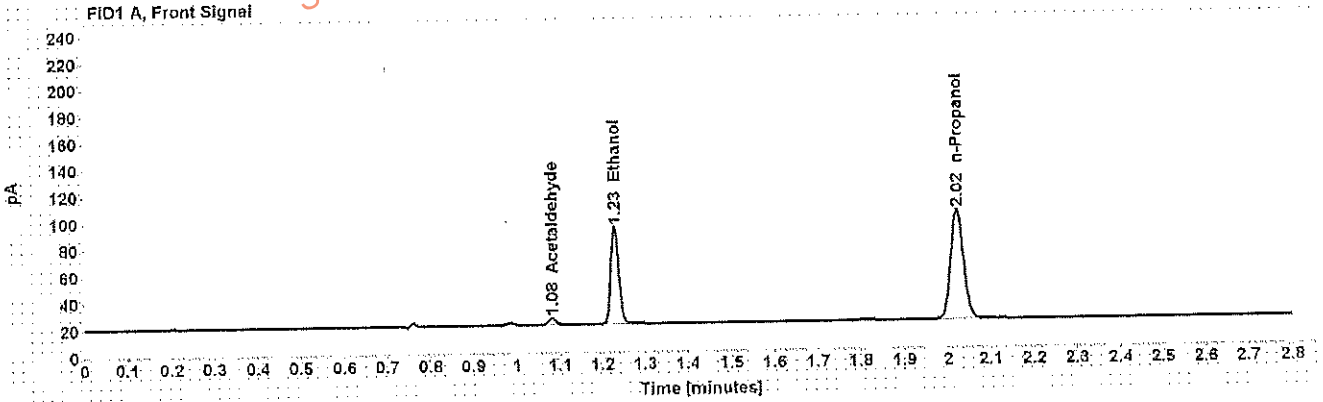


Table 1: FID 1 A (column DB-ALC1)

Compound	Amount (g/100mL)	Time (min)	Peak Area
Acetaldehyde	-----	1.082	5.019
>Ethanol	0.1566	1.229	93.363
n-Propanol	-----	2.023	167.216

Table 2: FID 2 B (column DB-ALC2)

Compound	Time (min)	Peak Area
Acetaldehyde	0.972	5.028
Ethanol	1.327	90.094
n-Propanol	2.345	161.384

## Scottsdale Police Department Crime Lab Volatiles Analysis

Dissemination is restricted to Criminal Justice Agencies and authorized Non-C.J. Agencies ONLY. Secondary dissemination to unauthorized agencies is PROHIBITED. Scottsdale City Prosecutor

<b>Sample:</b> [REDACTED]	<b>Item number:</b> 1153163
<b>Injection date:</b> 5/16/2017 4:05:02 PM	<b>Vial:</b> 56
<b>Method:</b> ethanol quant.M	<b>Sequence:</b> 16May17
<b>Instrument:</b> US14173023 CN14160045	<b>Analyst:</b> Adrian
<b>Data file:</b> C:\Chem321\1\Data\16May17\56.D	

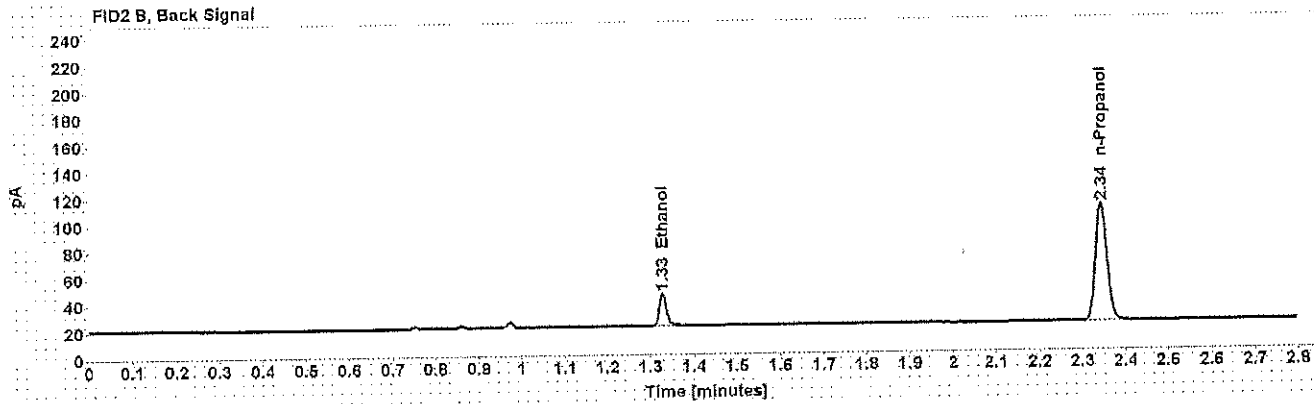
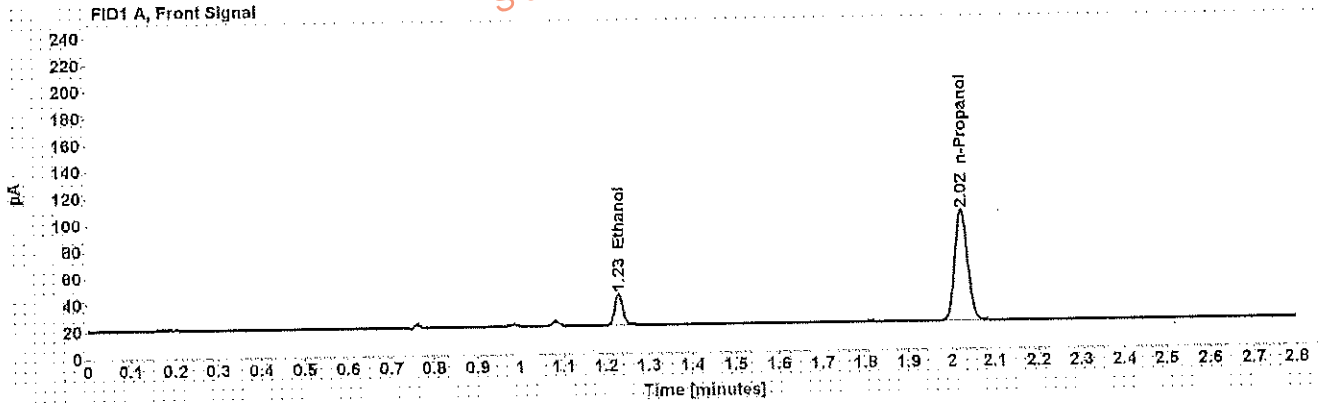


Table 1: FID 1 A (column DB-ALC1)

Compound	Amount (g/100mL)	Time (min)	Peak Area
>Ethanol	0.0495	1.230	29,720
n-Propanol	-----	2.022	170,180

Table 2: FID 2 B (column DB-ALC2)

Compound	Time (min)	Peak Area
Ethanol	1.328	28,878
n-Propanol	2.344	163,869

Case

User: wadrian 5/17/2017

# Scottsdale Police Department Crime Lab Volatiles Analysis

Sample:	[REDACTED]	Item number:	1153163
Injection date:	5/16/2017 4:09:02 PM	Vial:	57
Method:	ethanol quant.M	Sequence:	16May17
Instrument:	US14173023 CN14160045	Analyst:	Adrian
Data file:	C:\Chem32\11\Data\16May17\57.D		

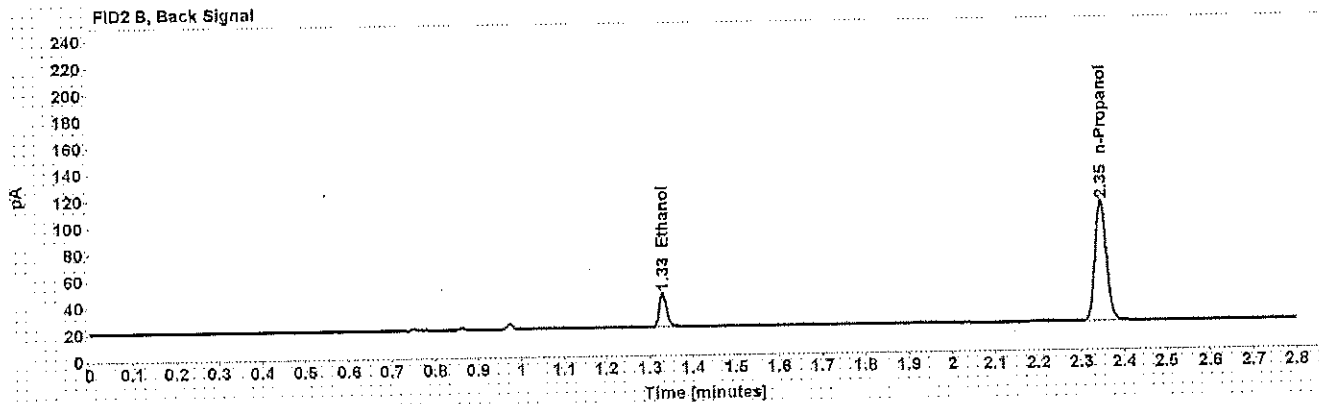
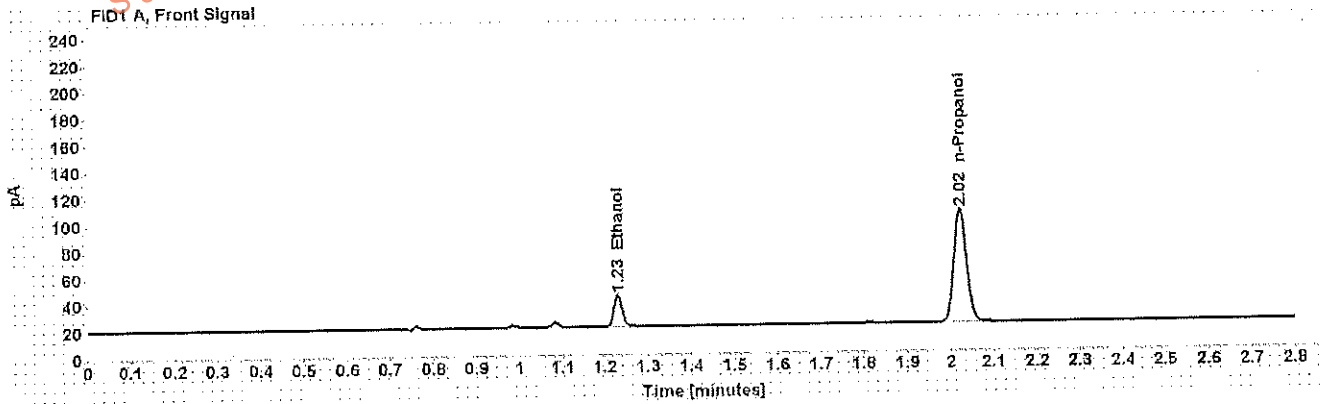


Table 1: FID 1 A (column DB-ALC1)

Compound	Amount (g/100mL)	Time (min)	Peak Area
>Ethanol	0.0506	1.231	30.899
n-Propanol	-----	2.023	173.093

Table 2: FID 2 B (column DB-ALC2)

Compound	Time (min)	Peak Area
Ethanol	1.330	29.868
n-Propanol	2.346	166.803

Case: [REDACTED] User: wadrian 5/17/2017

# Scottsdale Police Department Crime Lab Volatiles Analysis

Sample:	[REDACTED]	Item number:	1131776
Injection date:	5/16/2017 4:13:02 PM	Vial:	58
Method:	ethanol quant.M	Sequence:	16May17
Instrument:	US14173023 CN14160045	Analyst:	Adrian
Data file:	C:\Chem3211\Data\16May17\58.D		

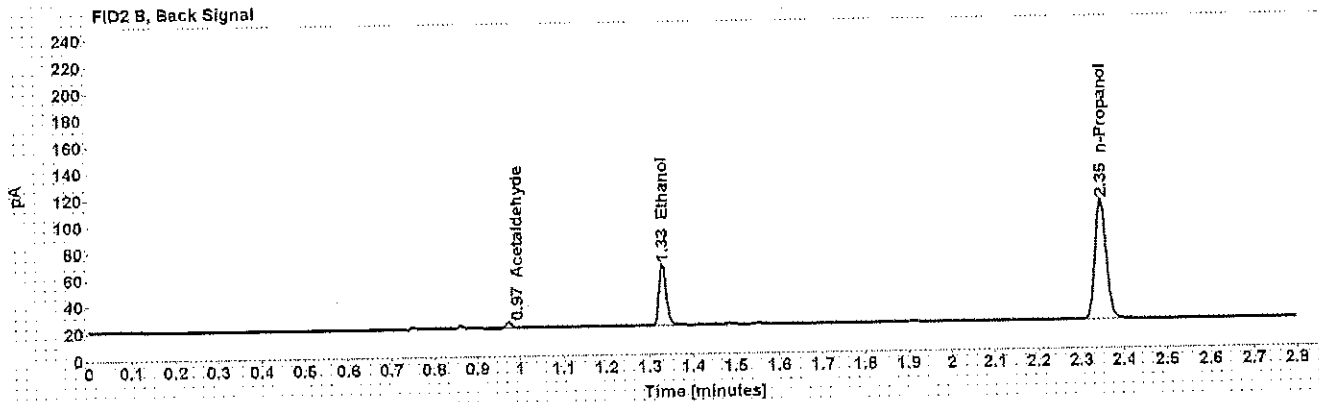
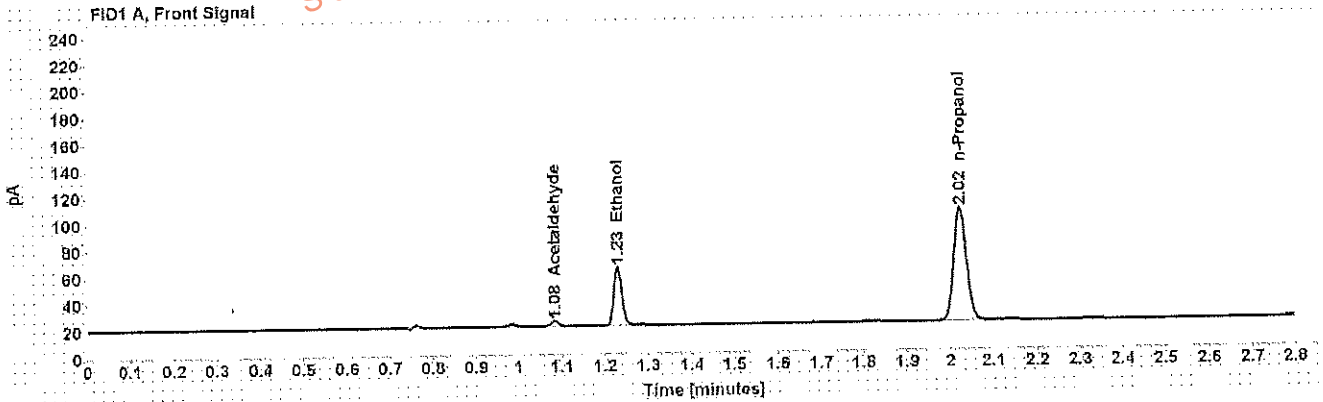


Table 1: FID 1 A (column DB-ALC1)

Compound	Amount (g/100mL)	Time (min)	Peak Area
Acetaldehyde	-----	1.082	3.990
>Ethanol	0.0907	1.230	55.690
n-Propanol	-----	2.023	172.790

Table 2: FID 2 B (column DB-ALC2)

Compound	Time (min)	Peak Area
Acetaldehyde	0.973	3.943
Ethanol	1.329	54.051
n-Propanol	2.346	166.981

## Scottsdale Police Department Crime Lab Volatiles Analysis

<b>Sample:</b> [REDACTED]	<b>Item number:</b> 1131776
<b>Injection date:</b> 5/16/2017 4:17:02 PM	<b>Vial:</b> 59
<b>Method:</b> ethanol quant.M	<b>Sequence:</b> 16May17
<b>Instrument:</b> US14173023 CN14160045	<b>Analyst:</b> Adrian
<b>Data file:</b> C:\Chem32\1\Data\16May17\59.D	

Dissemination is restricted to Criminal Justice Agencies and authorized Non-C.J. Agencies ONLY. Secondary dissemination to unauthorized agencies is PROHIBITED.  
Scottsdale City Prosecutor

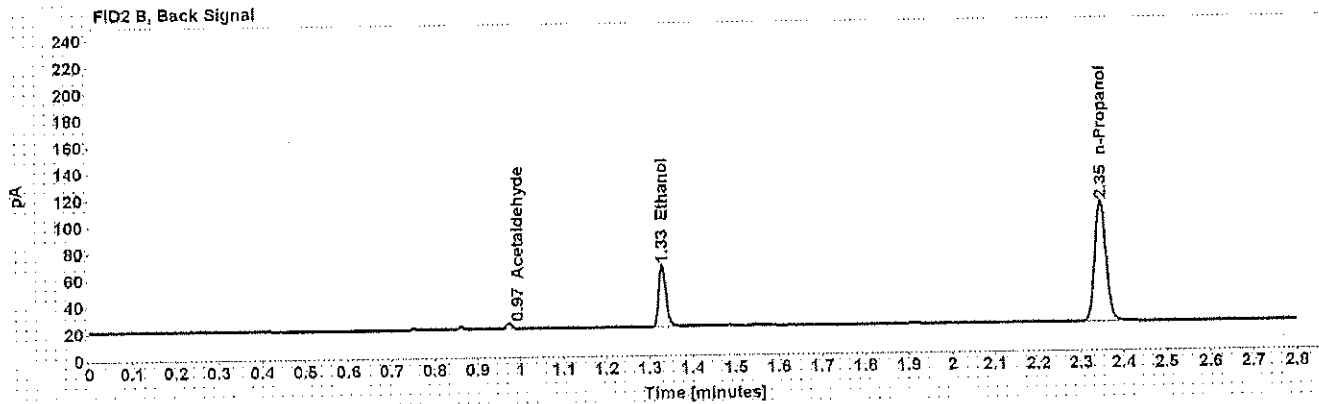
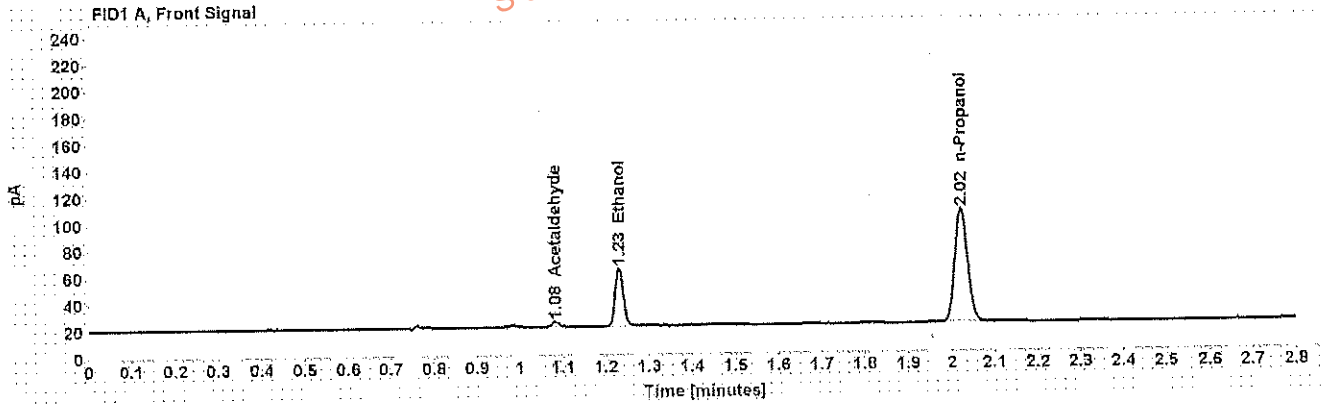


Table 1: FID 1 A (column DB-ALC1)

Compound	Amount (g/100mL)	Time (min)	Peak Area
Acetaldehyde	-----	1.083	3.959
>Ethanol	0.0911	1.230	56.002
n-Propanol	-----	2.024	172.985

Table 2: FID 2 B (column DB-ALC2)

Compound	Time (min)	Peak Area
Acetaldehyde	0.973	3.777
Ethanol	1.329	53.827
n-Propanol	2.346	167.336

## Scottsdale Police Department Crime Lab Volatiles Analysis

Sample: [REDACTED]	Item number: 1154383
Injection date: 5/16/2017 4:21:02 PM	Vial: 60
Method: ethanol quant.M	Sequence: 16May17
Instrument: US14173023 CN14160045	Analyst: Adrian
Data file: C:\Chem32\1\Data\16May17\60.D	

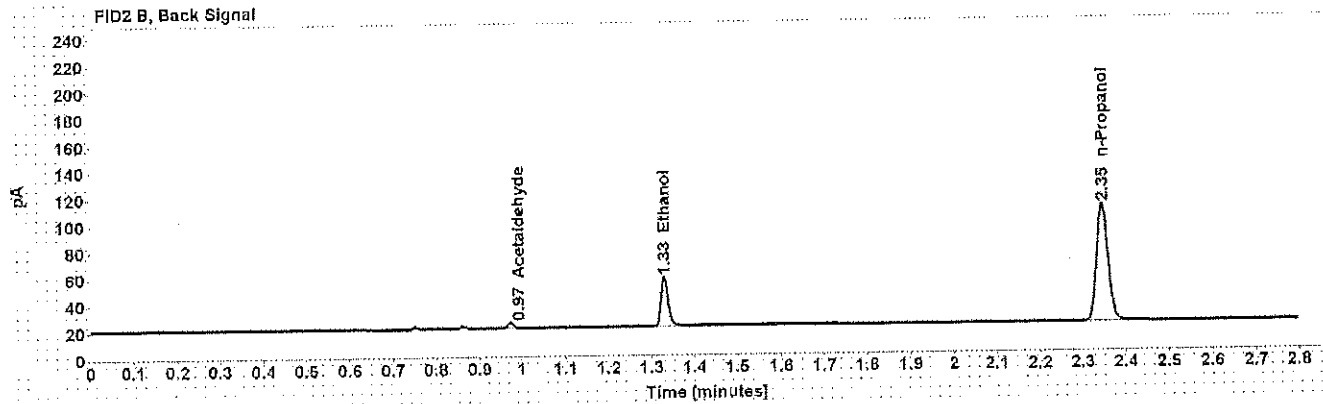
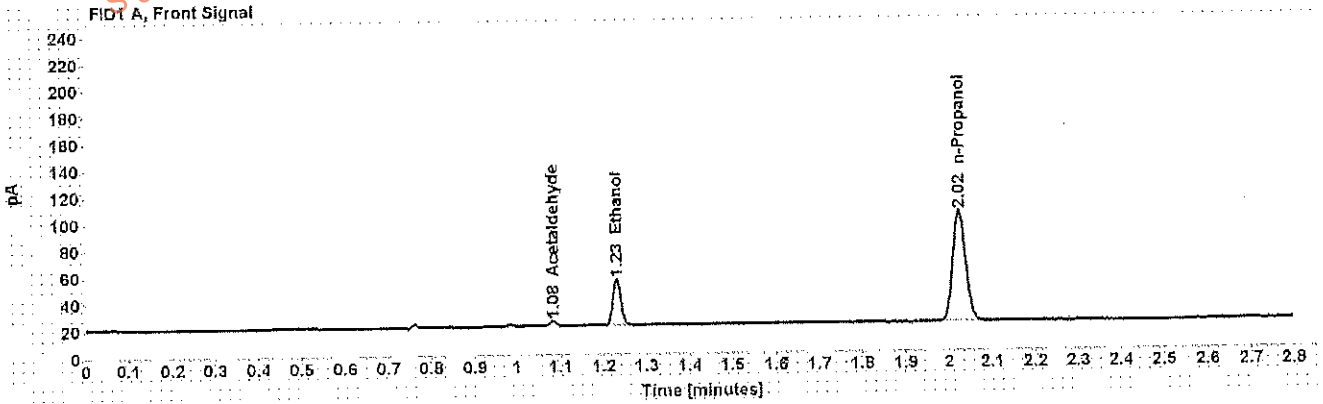


Table 1: FID 1 A (column DB-ALC1)

Compound	Amount (g/100mL)	Time (min)	Peak Area
Acetaldehyde	-----	1.083	3.885
>Ethanol	0.0743	1.231	44.652
n-Propanol	-----	2.024	169.512

Table 2: FID 2 B (column DB-ALC2)

Compound	Time (min)	Peak Area
Acetaldehyde	0.973	3.808
Ethanol	1.329	42.803
n-Propanol	2.346	163.409

## Scottsdale Police Department Crime Lab Volatiles Analysis

Sample: [REDACTED]	Item number: 1154383
Injection date: 5/16/2017 4:25:17 PM	Vial: 61
Method: ethanol quant.M	Sequence: 16May17
Instrument: US14173023 ON14160045	Analyst: Adrian
Data file: C:\Chem32\11\Data\16May17\161.D	

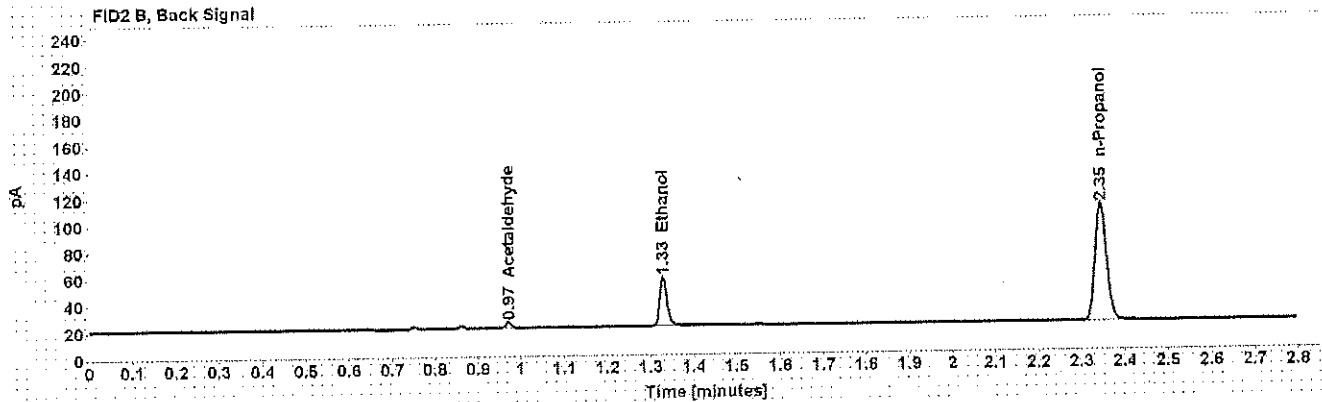
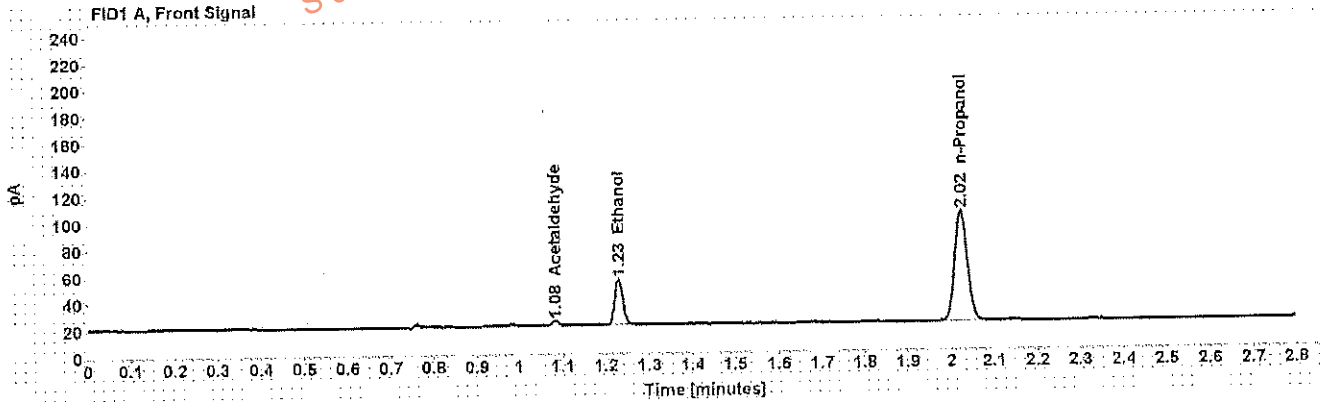


Table 1: FID 1 A (column DB-ALC1)

Compound	Amount (g/100mL)	Time (min)	Peak Area
Acetaldehyde	-----	1.082	3.883
>Ethanol	0.0739	1.230	44.245
n-Propanol	-----	2.023	168.992

Table 2: FID 2 B (column DB-ALC2)

Compound	Time (min)	Peak Area
Acetaldehyde	0.972	3.922
Ethanol	1.328	42.311
n-Propanol	2.345	162.947

## Scottsdale Police Department Crime Lab Volatiles Analysis

Dissemination is restricted to Criminal Justice Agencies and authorized Non-C.J. Agencies ONLY. Secondary dissemination to unauthorized agencies is PROHIBITED.  
Scottsdale City Prosecutor

Sample:	[REDACTED]	Item number:	1124621
Injection date:	5/16/2017 4:29:17 PM	Vial:	62
Method:	ethanol quant.M	Sequence:	16May17
Instrument:	US14173023 CN14160045	Analyst:	Adrian
Data file:	C:\Chem32\1\Data\16May17\62.D		

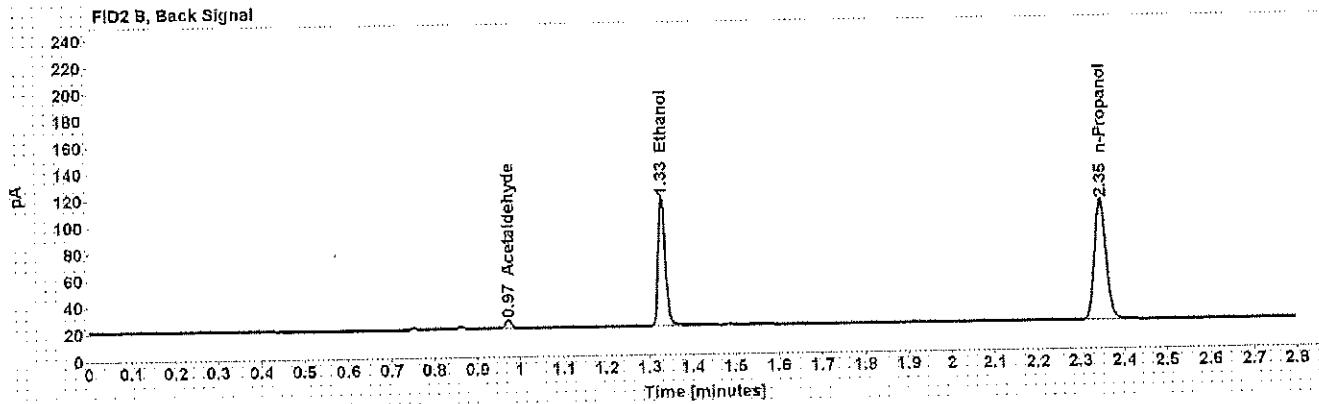
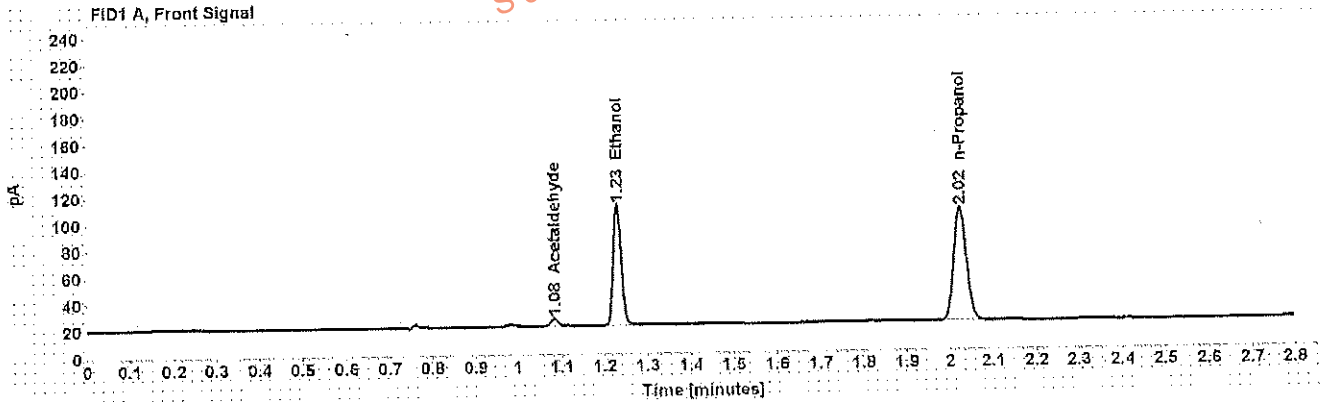


Table 1: FID 1 A (column DB-ALC1)

Compound	Amount (g/100mL)	Time (min)	Peak Area
Acetaldehyde	-----	1.083	5.849
>Ethanol	0.1877	1.230	115.848
n-Propanol	-----	2.024	172.963

Table 2: FID 2 B (column DB-ALC2)

Compound	Time (min)	Peak Area
Acetaldehyde	0.973	5.837
Ethanol	1.329	111.697
n-Propanol	2.346	167.049



## Scottsdale Police Department Crime Lab Volatiles Analysis

Sample: [REDACTED]	Item number: 1124621
Injection date: 5/16/2017 4:33:17 PM	Vial: 63
Method: ethanol quant.M	Sequence: 16May17
Instrument: US14173023 CN14160045	Analyst: Adrian
Data file: C:\Chem3211\Data\16May17\63.D	

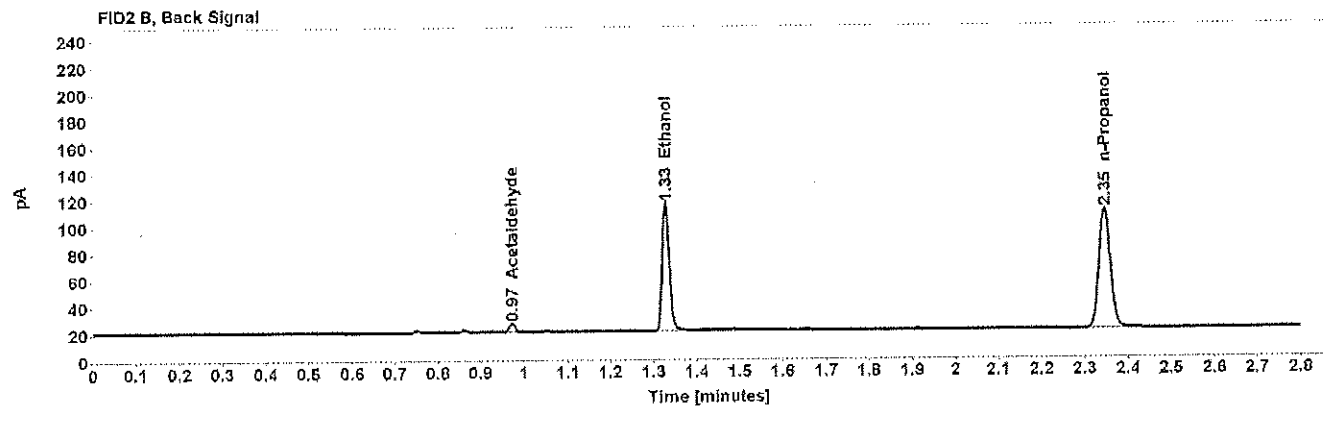
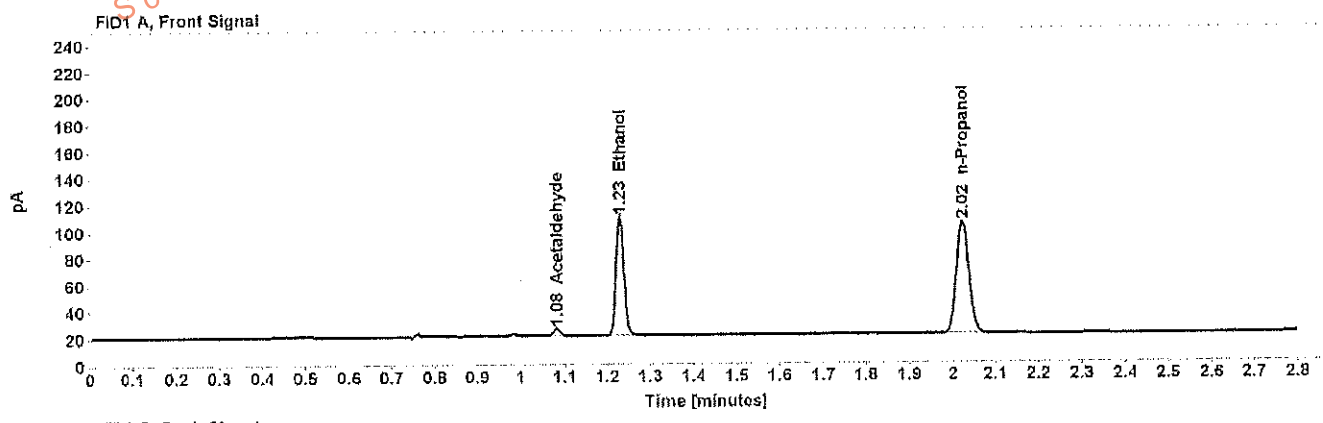


Table 1: FID 1 A (column DB-ALC1)

Compound	Amount (g/100mL)	Time (min)	Peak Area
Acetaldehyde	-----	1.083	5.870
>Ethanol	0.1871	1.230	114.734
n-Propanol	-----	2.024	171.846

Table 2: FID 2 B (column DB-ALC2)

Compound	Time (min)	Peak Area
Acetaldehyde	0.973	5.759
Ethanol	1.328	110.492
n-Propanol	2.346	165.878

## Scottsdale Police Department Crime Lab Volatiles Analysis

Sample: [REDACTED]	Item number: 1104524
Injection date: 5/16/2017 5:13:47 PM	Vial: 73
Method: ethanol quant.M	Sequence: 16May17
Instrument: US14173023 CN14160045	Analyst: Adrian
Data file: C:\Chem3211\Data\16May17\73.D	

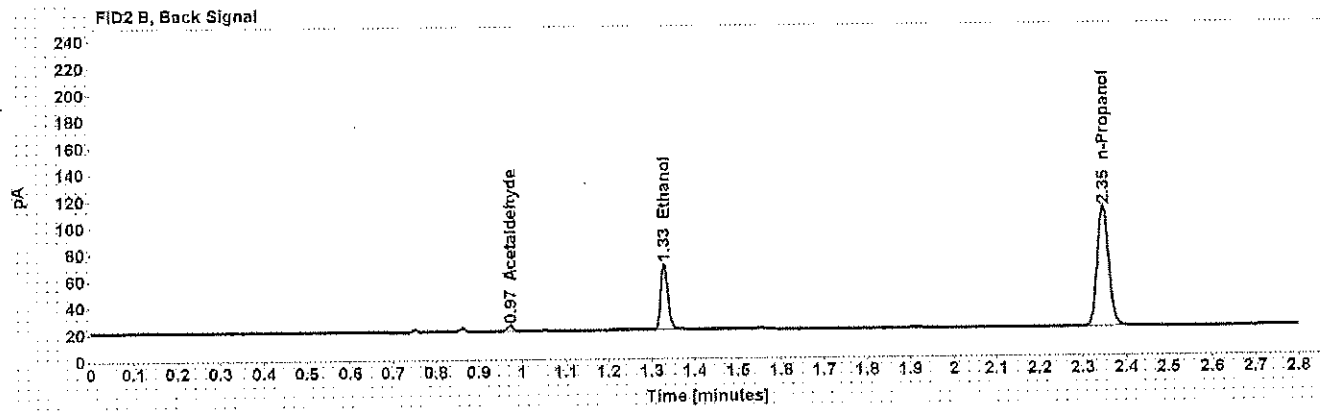
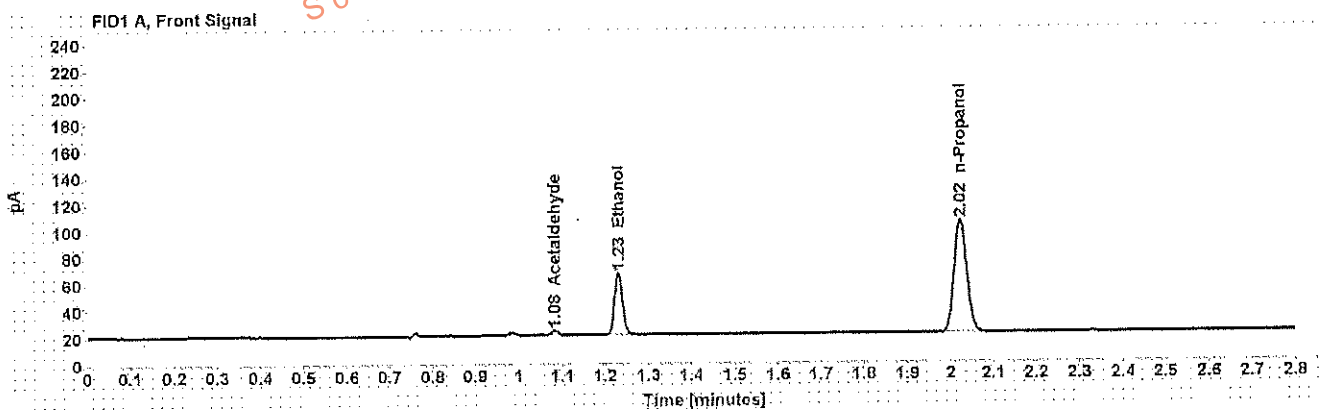


Table 1: FID 1 A (column DB-ALC1)

Compound	Amount (g/100mL)	Time (min)	Peak Area
Acetaldehyde	-----	1.083	3.815
>Ethanol	0.0967	1.230	59.630
n-Propanol	-----	2.024	173.470

Table 2: FID 2 B (column DB-ALC2)

Compound	Time (min)	Peak Area
Acetaldehyde	0.973	3.845
Ethanol	1.329	57.457
n-Propanol	2.346	166.916

## Scottsdale Police Department Crime Lab Volatiles Analysis

<b>Sample:</b> [REDACTED]	<b>Item number:</b> 1104524
<b>Injection date:</b> 5/16/2017 5:17:47 PM	<b>Vial:</b> 74
<b>Method:</b> ethanol quant.M	<b>Sequence:</b> 16May17
<b>Instrument:</b> US14173023 CN14160045	<b>Analyst:</b> Adrian
<b>Data file:</b> C:\Chem32\1\Data\16May17\4.D	

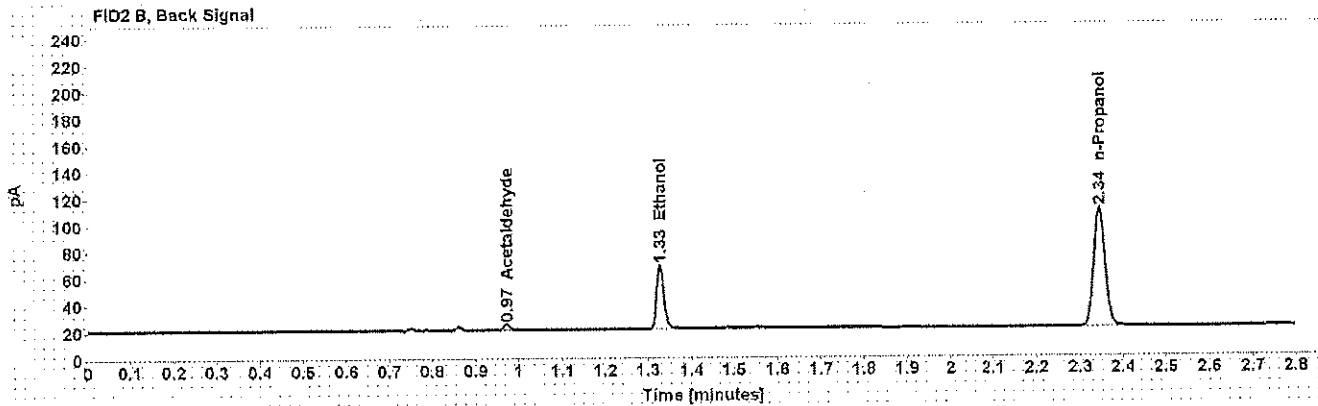
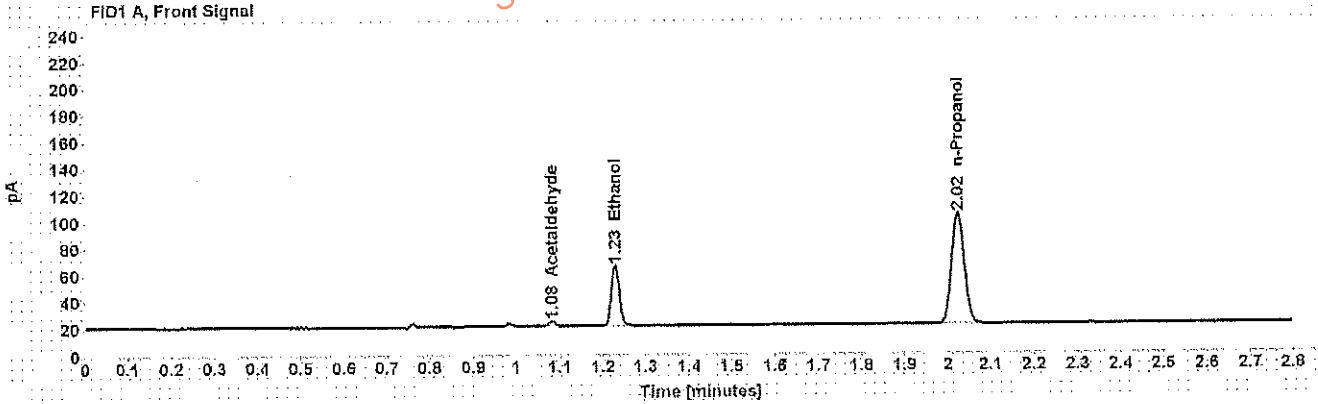


Table 1: FID 1 A (column DB-ALC1)

Compound	Amount (g/100mL)	Time (min)	Peak Area
Acetaldehyde	-----	1.082	3.807
>Ethanol	0.0955	1.229	57.843
n-Propanol	-----	2.023	170.365

Table 2: FID 2 B (column DB-ALC2)

Compound	Time (min)	Peak Area
Acetaldehyde	0.972	3.844
Ethanol	1.328	55.676
n-Propanol	2.345	164.838