

SCOTTSDALE POLICE DEPARTMENT CRIME LABORATORY BLOOD ALCOHOL FACE SHEET

ANALYSIS DATE 6/27/2017 SEQUENCE NAME 27Jun17

EQUIPMENT

Pipettor Hamilton ML600EH7497 Hamilton ML600GJ10749
 Gas Chromatograph Agilent US14173023

INSTRUMENT CALIBRATION

Vial 1 0.02 calibrator Lot FN03241604 Coefficient of determination (r²)
 Vial 2 0.10 calibrator Lot FN06181501 0.99998
 Vial 3 0.20 calibrator Lot FN07201502
 Vial 4 0.40 calibrator Lot FN11191402

CALIBRATION VERIFICATION AND RESOLUTION TEST

Vial	Sample	Expected result	Measured result	Manufacturer/lot
5	Blank	Not detected	Not detected	SPD lab 041717
6	Volatiles mixture	6 compounds	6 compounds	SPD lab 020917WLA
7	Aqueous control	0.400 g/dL	0.400 g/dL	Lipomed 08012015-C
8	Aqueous control	0.040 g/dL	0.040 g/dL	Lipomed 09022015-A
9	Blood control	0.200 g/dL	0.201 g/dL	ACQ 407041529/3
20	Aqueous control	0.080 g/dL	0.080 g/dL	Lipomed 28082014-B
31	Aqueous control	0.150 g/dL	0.152 g/dL	Lipomed 09022015-C
42	Blood control	0.200 g/dL	0.200 g/dL	ACQ 407041529/3
53	Aqueous control	0.080 g/dL	0.081 g/dL	Lipomed 28082014-B
64	Aqueous control	0.150 g/dL	0.152 g/dL	Lipomed 09022015-C
75	Blood control	0.200 g/dL	0.199 g/dL	ACQ 407041529/3
82	Aqueous control	0.400 g/dL	0.404 g/dL	Lipomed 08012015-C
83	Aqueous control	0.040 g/dL	0.041 g/dL	Lipomed 09022015-A
84	Blood control	0.200 g/dL	0.200 g/dL	ACQ 407041529/3
85	Blank	Not detected	Not detected	SPD lab 041717

SUBJECT SAMPLES

Subjects in the sequence 33 Subjects requiring reanalysis 0

ADDITIONAL NOTES: All testing proceeded as expected.

Run valid Run invalid WA B1570 6/29/17 Analyst
 Run valid Run invalid KOSECKI 6/29/17 Technical Reviewer

Scottsdale Police Department Crime Laboratory Sequence Quality Assurance Summary

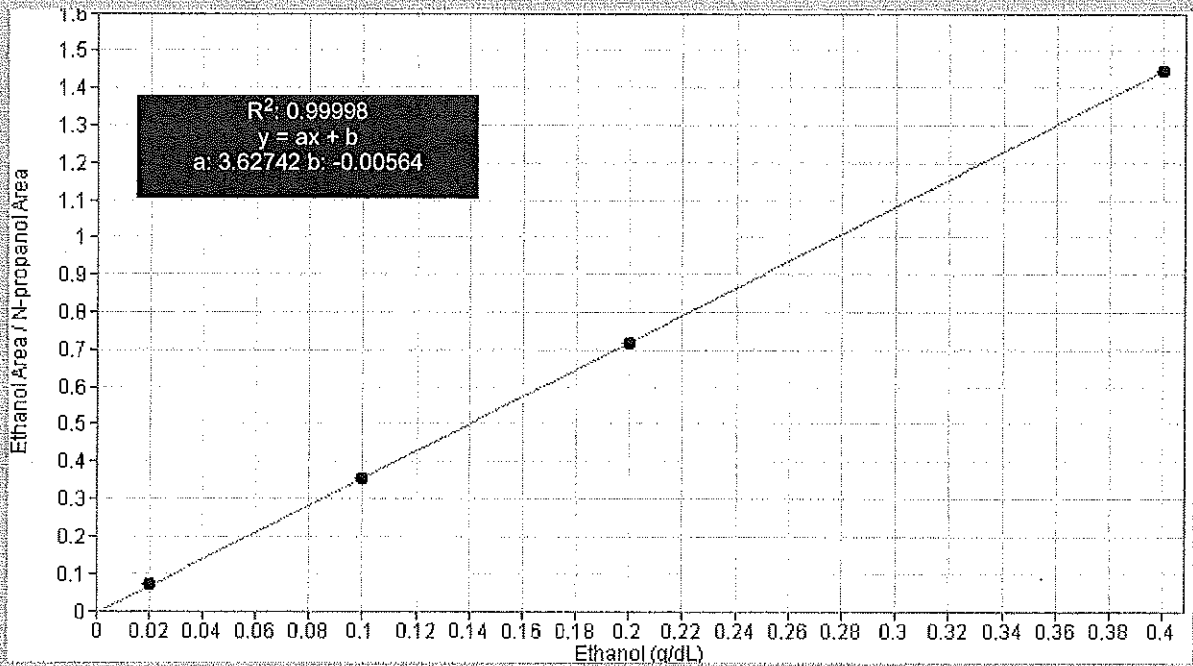
SEQUENCE NAME: 27Jun17

ANALYST: Adrian

Sample Name	Vial	Measured Value (g/dL)	Expected Value (g/dL)	Percent Difference	Absolute Difference (g/dL)
blank 041717	5	negative	negative	-	-
0.400 Lipomed 08012015-C	7	0.400	0.400	0.00	0.000
0.040 Lipomed 09022015-A	8	0.040	0.040	0.00	0.000
0.20 ACQ 407041529/3	9	0.201	0.200	0.50	0.001
0.080 Lipomed 28082014-B	20	0.080	0.080	0.00	0.000
0.150 Lipomed 09022015-C	31	0.152	0.150	1.33	0.002
0.20 ACQ 407041529/3	42	0.200	0.200	0.00	0.000
0.080 Lipomed 28082014-B	53	0.081	0.080	1.25	0.001
0.150 Lipomed 09022015-C	64	0.152	0.150	1.33	0.002
0.20 ACQ 407041529/3	75	0.199	0.200	0.50	-0.001
0.40 Lipomed 08012015-C	82	0.404	0.400	1.00	0.004
0.04 Lipomed 09022015-A	83	0.041	0.040	2.50	0.001
0.20 ACQ 407041529/3	84	0.200	0.200	0.00	0.000
blank 041717	85	negative	negative	-	-

Calibrator	Ethanol Area	N-propanol Area	Ratio
0.020	11.184	159.986	0.070
0.100	58.218	164.108	0.355
0.200	115.388	160.784	0.718
0.400	234.712	162.222	1.447

Calibration Line



Scottsdale Police Department Crime Lab Volatiles Analysis

Dissemination is restricted to Criminal Justice Agencies only. Authorized dissemination to unauthorized agencies is PROHIBITED. Scottsdale City Prosecutor

Sample:	0.020 Cerilliant FN03241604	Item number:	
Injection date:	6/27/2017 4:08:05 PM	Vial:	1
Method:	ethanol quant.M	Sequence:	27Jun17
Instrument:	US14173023 CN14160045	Analyst:	Adrian
Data file:	C:\Chem3211\Data\27Jun17\1.D		

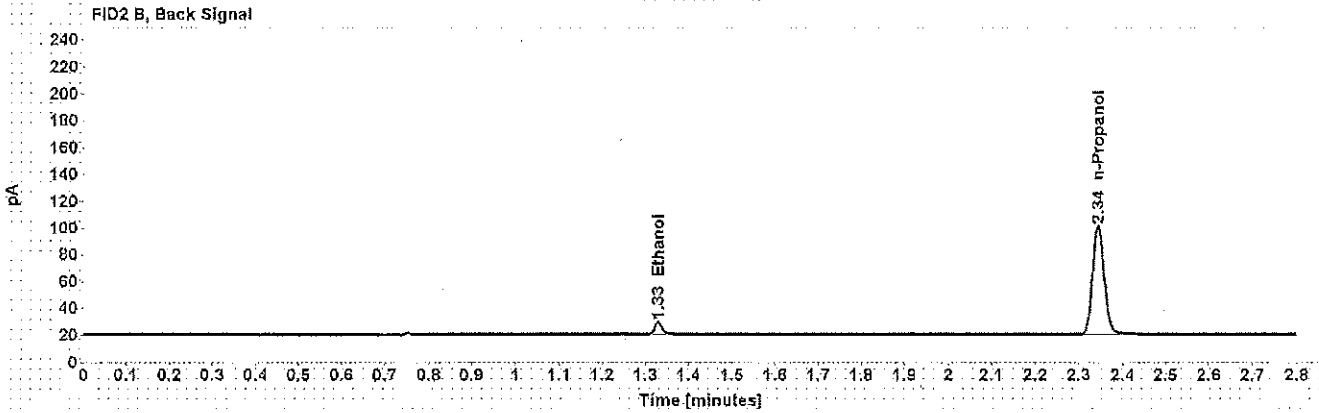
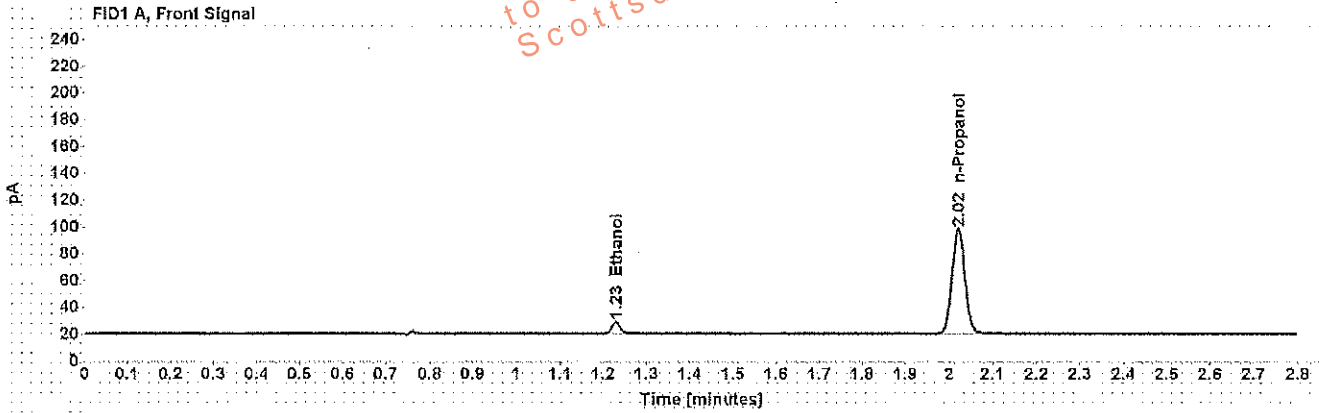


Table 1: FID 1 A (column DB-ALC1)

Compound	Time (min)	Peak Area
Ethanol	1.230	11.184
n-Propanol	2.021	159.986

Table 2: FID 2 B (column DB-ALC2)

Compound	Time (min)	Peak Area
Ethanol	1.329	10.631
n-Propanol	2.344	151.514

Scottsdale Police Department Crime Lab Volatiles Analysis

Sample: 0.100 Cerilliant FN06181501 Item number:
 Injection date: 6/27/2017 4:12:04 PM Vial: 2
 Method: ethanol quant.M Sequence: 27Jun17
 Instrument: US14173023 CN14160045 Analyst: Adrian
 Data file: C:\Chem3211\Data\27Jun17\2.D

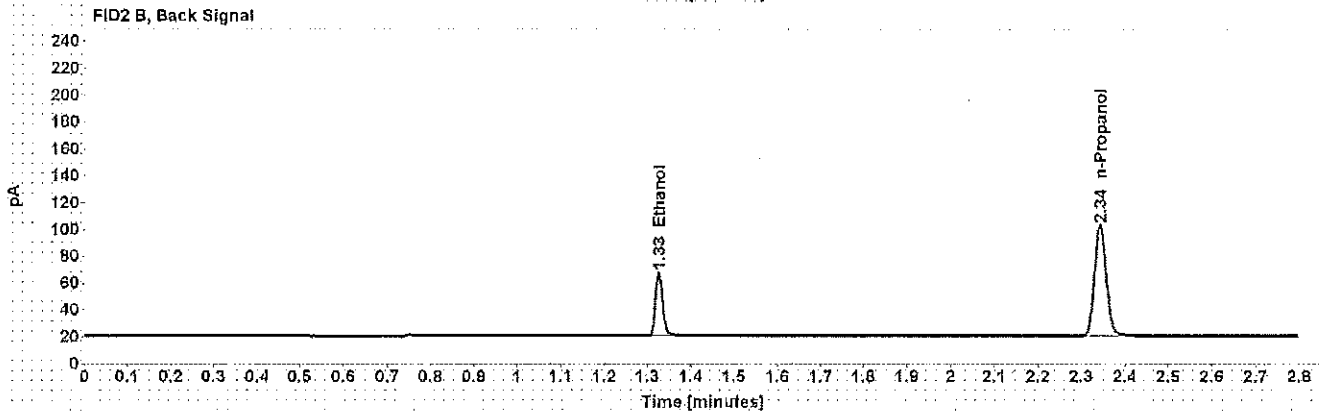
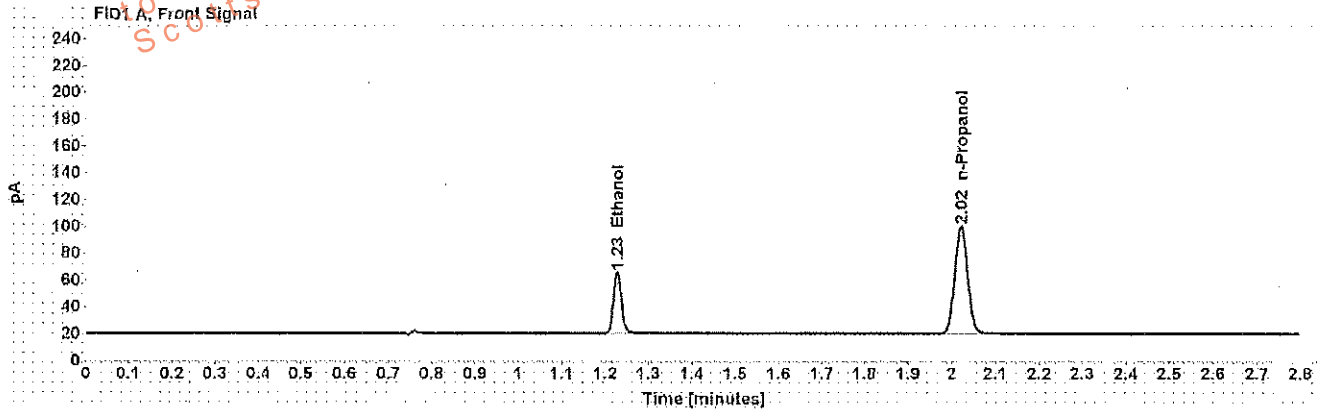


Table 1: FID 1 A (column DB-ALC1)

Compound	Time (min)	Peak Area
Ethanol	1.228	58.218
n-Propanol	2.020	164.108

Table 2: FID 2 B (column DB-ALC2)

Compound	Time (min)	Peak Area
Ethanol	1.326	55.622
n-Propanol	2.343	155.235

WA

Scottsdale Police Department Crime Lab Volatiles Analysis

Dissemination is restricted to Criminal Justice Agencies and authorized to disseminate ONLY. Secondary dissemination to unauthorized agencies is PROHIBITED.
Scottsdale City Prosecutor

Sample:	0.200 Cerilliant FN07201502	Item number:	
Injection date:	6/27/2017 4:16:04 PM	Vial:	3
Method:	ethanol quant.M	Sequence:	27Jun17
Instrument:	US14173023 CN14160045	Analyst:	Adrian
Data file:	C:\Chem32\11\Data\27Jun17\3.D		

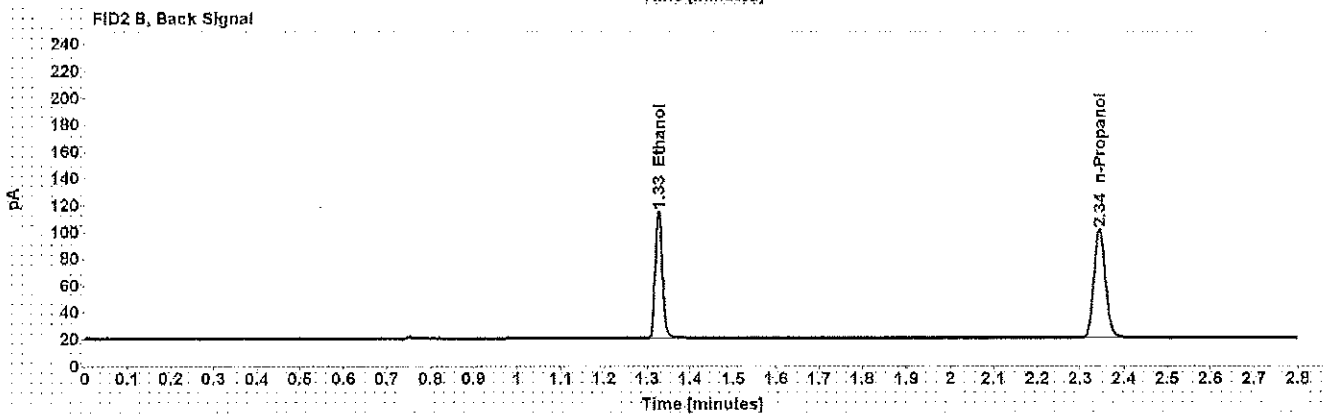
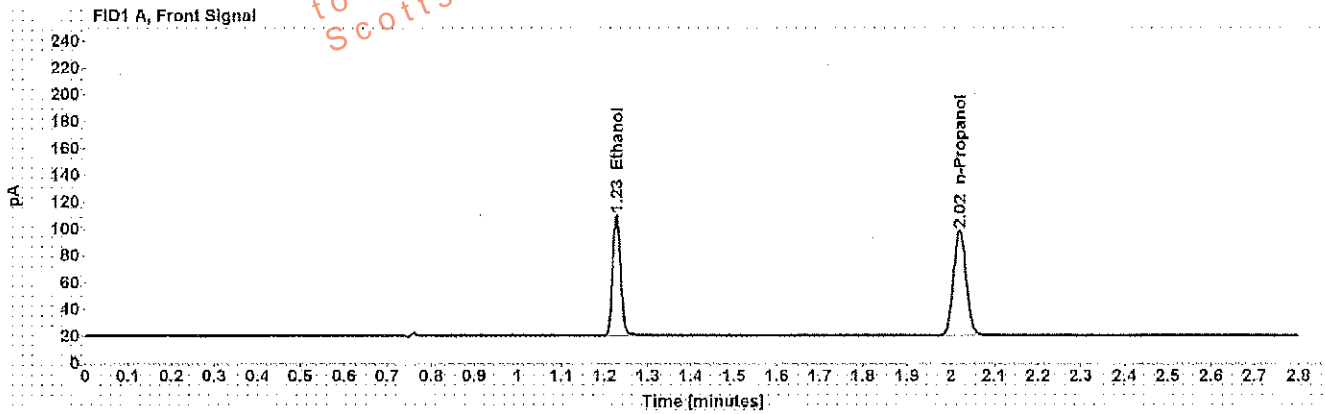


Table 1: FID 1 A (column DB-ALC1)

Compound	Time (min)	Peak Area
Ethanol	1.228	115.388
n-Propanol	2.021	180.784

Table 2: FID 2 B (column DB-ALC2)

Compound	Time (min)	Peak Area
Ethanol	1.326	110.637
n-Propanol	2.344	152.181

Scottsdale Police Department Crime Lab Volatiles Analysis

v
uA

Sample: 0.400 Cerilliant FN11191402	Item number:
Injection date: 6/27/2017 4:20:05 PM	Vial: 4
Method: ethanol quant.M	Sequence: 27Jun17
Instrument: US14173023 CN14160045	Analyst: Adrian
Data file: C:\Chem32\1\Data\27Jun17\4.D	

Dissemination is restricted to Criminal Justice Agencies ONLY. Secondary dissemination to unauthorized agencies is PROHIBITED. Scottsdale City Prosecutor

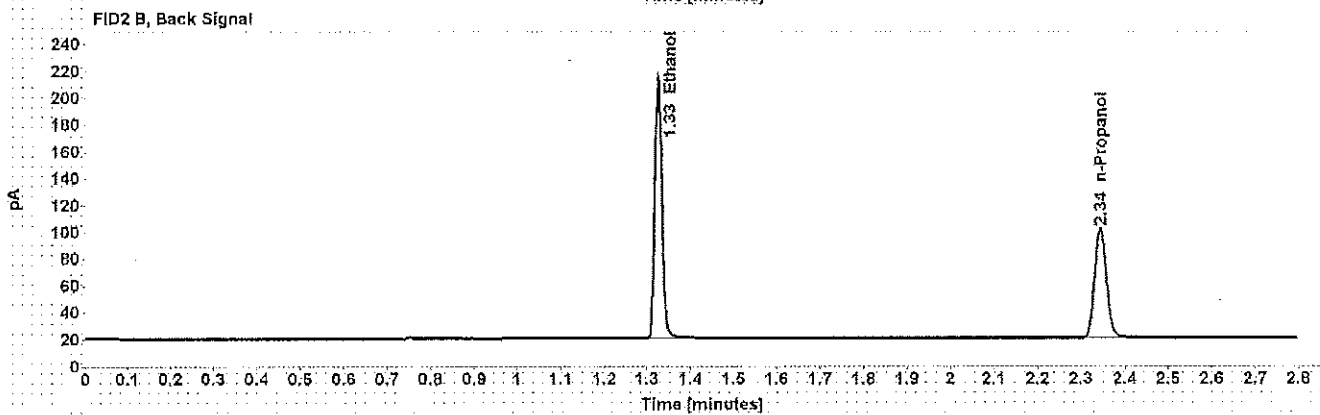
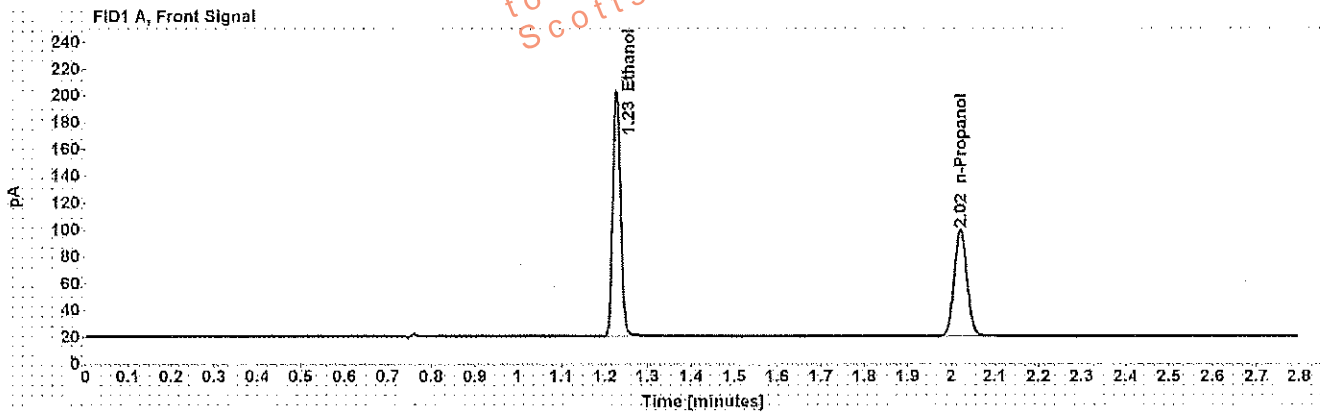


Table 1: FID 1 A (column DB-ALC1)

Compound	Time (min)	Peak Area
Ethanol	1.227	234.712
n-Propanol	2.021	162.222

Table 2: FID 2 B (column DB-ALC2)

Compound	Time (min)	Peak Area
Ethanol	1.326	225.954
n-Propanol	2.344	153.583

Scottsdale Police Department Crime Lab Volatiles Analysis

Sample: blank 041717 **Item number:**
Injection date: 6/27/2017 4:24:05 PM **Vial:** 5
Method: ethanol quant.M **Sequence:** 27Jun17
Instrument: US14173023 CN14160045 **Analyst:** Adrian
Data file: C:\Chem3211\Data\27Jun17\5.D

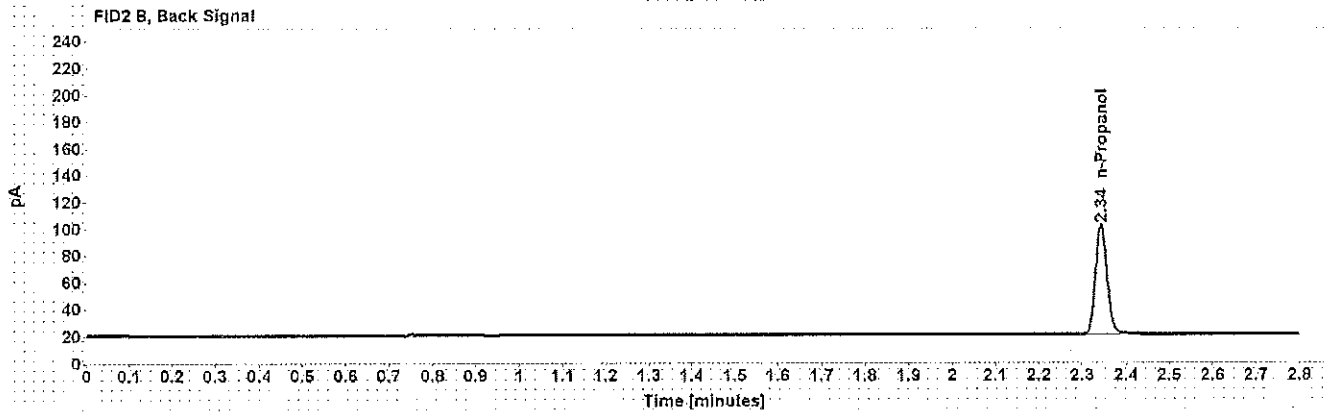
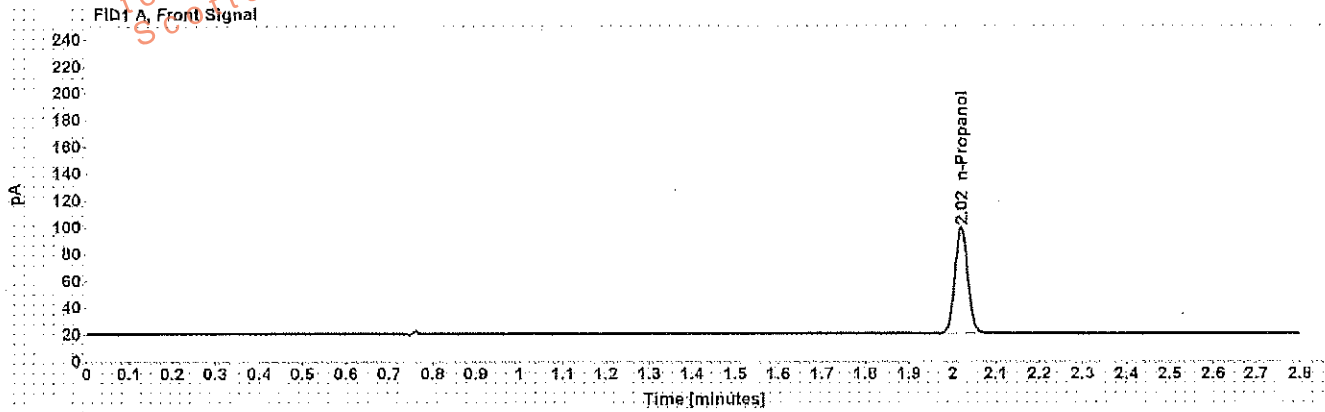


Table 1: FID 1 A (column DB-ALC1)

Compound	Amount (g/100mL)	Time (min)	Peak Area
n-Propanol	-----	2.020	162.045

Table 2: FID 2 B (column DB-ALC2)

Compound	Time (min)	Peak Area
n-Propanol	2.343	153.197

Scottsdale Police Department Crime Lab Volatiles Analysis

WJ

Sample: volatiles mix 020917 WLA	Item number:
Injection date: 6/27/2017 4:28:05 PM	Vial: 6
Method: ethanol quant.M	Sequence: 27Jun17
Instrument: US14173023 CN14160045	Analyst: Adrian
Data file: C:\Chem3211\Data\27Jun17\6.D	

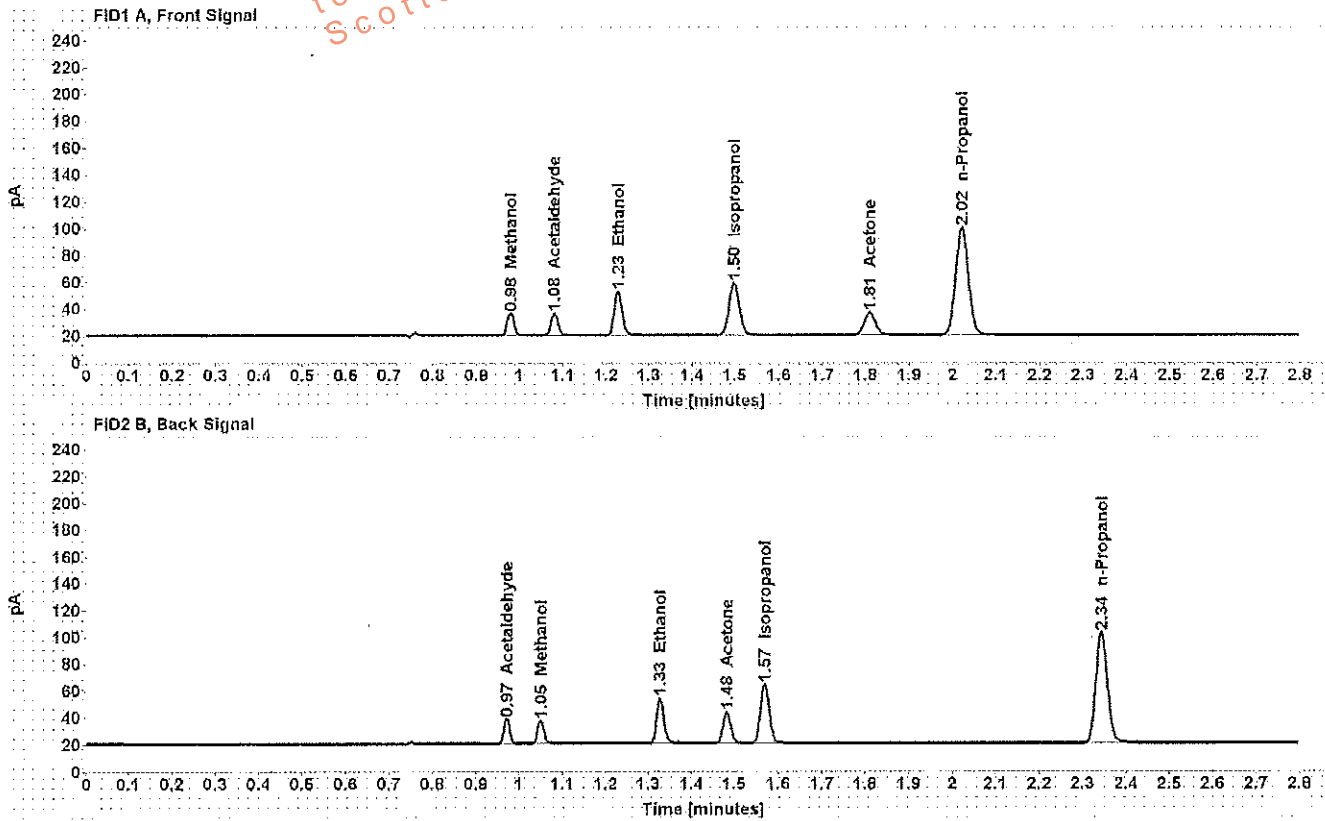


Table 1: FID 1 A (column DB-ALC1)

Compound	Amount (g/100mL)	Time (min)	Peak Area
Methanol	-----	0.979	18.687
Acetaldehyde	-----	1.081	18.244
>Ethanol	0.0727	1.228	42.336
Isopropanol	-----	1.498	64.797
Acetone	-----	1.810	30.068
n-Propanol	-----	2.021	164.116

Table 2: FID 2 B (column DB-ALC2)

Compound	Time (min)	Peak Area
Acetaldehyde	0.971	18.032
Methanol	1.050	17.865
Ethanol	1.327	40.268
Acetone	1.482	29.027
Isopropanol	1.589	62.603
n-Propanol	2.343	155.308

Scottsdale Police Department Crime Lab Volatiles Analysis

Sample: 0.400 Lipomed 08012015-C	Item number:
Injection date: 6/27/2017 4:32:20 PM	Vial: 7
Method: ethanol quant.M	Sequence: 27Jun17
Instrument: US14173023 CN14160045	Analyst: Adrian
Data file: C:\Chem32\1\Data\27Jun17\7.D	

Dissemination is restricted to Criminal Justice Agencies only. Secondary dissemination to unauthorized agencies is PROHIBITED. Scottsdale City Prosecutor

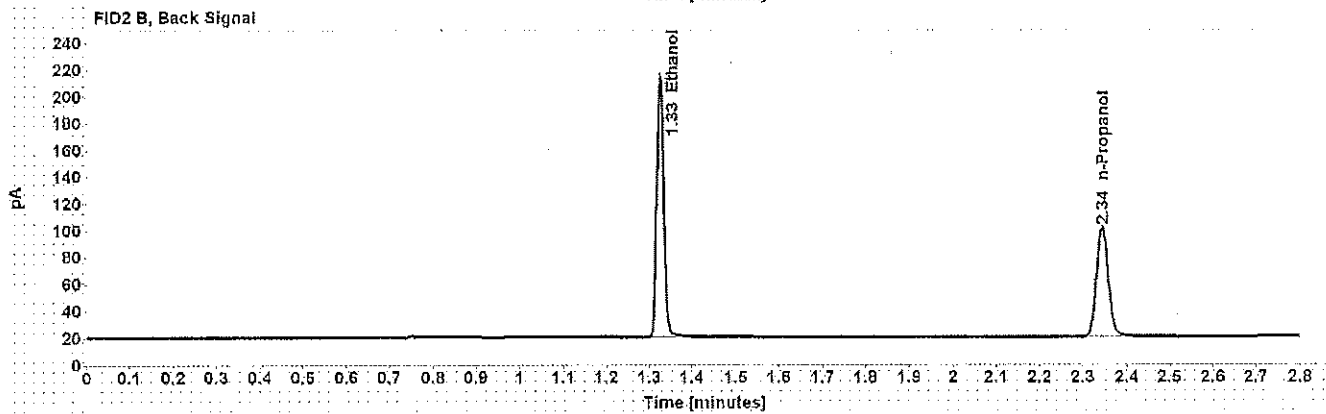
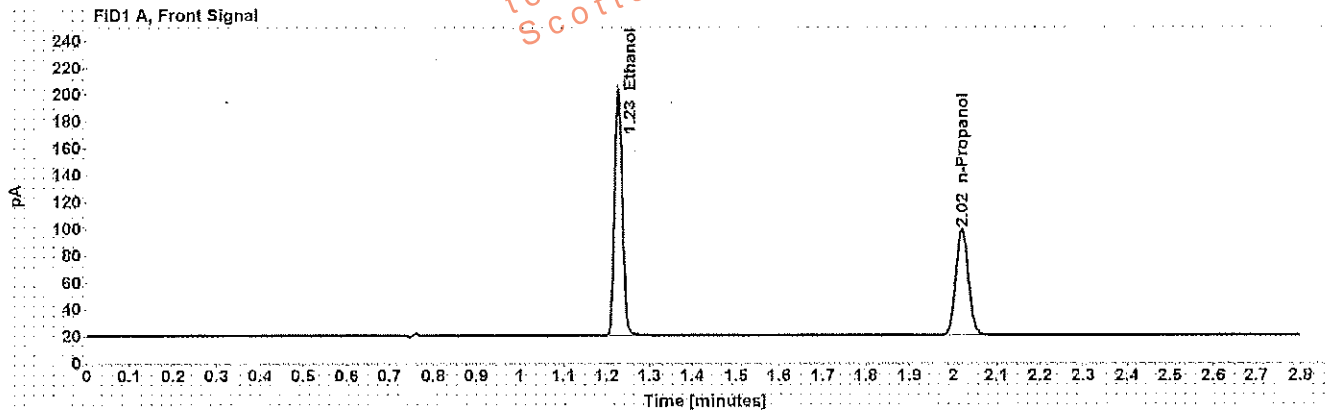


Table 1: FID 1 A (column DB-ALC1)

Compound	Amount (g/100mL)	Time (min)	Peak Area
>Ethanol	0.4000	1.227	233.775
n-Propanol	-----	2.020	161.750

Table 2: FID 2 B (column DB-ALC2)

Compound	Time (min)	Peak Area
Ethanol	1.325	225.207
n-Propanol	2.343	152.710

Scottsdale Police Department Crime Lab Volatiles Analysis

W44

Sample: 0.040 Lipomed 09022015-A	Item number:
Injection date: 6/27/2017 4:36:19 PM	Vial: 8
Method: ethanol quant.M	Sequence: 27Jun17
Instrument: US14173023 CN14160045	Analyst: Adrian
Data file: C:\Chem3211\Data\27Jun17\8.D	

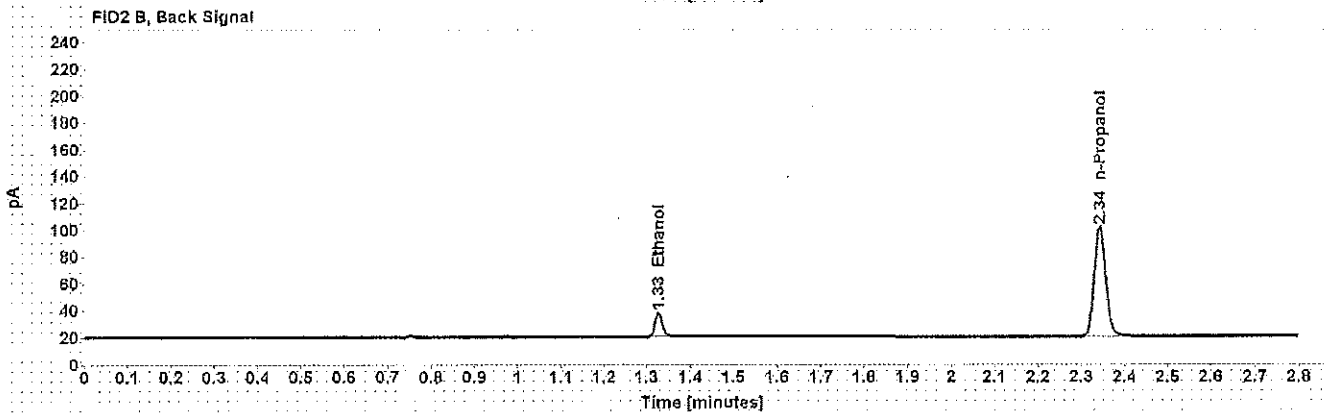
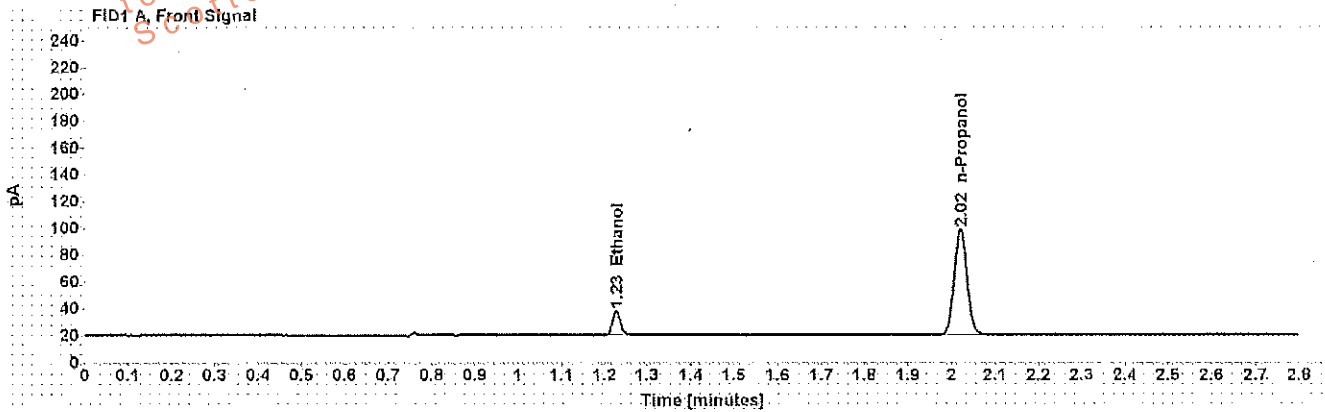


Table 1: FID 1 A (column DB-ALC1)

Compound	Amount (g/100mL)	Time (min)	Peak Area
>Ethanol	0.0401	1.228	22.643
n-Propanol	-----	2.020	162.139

Table 2: FID 2 B (column DB-ALC2)

Compound	Time (min)	Peak Area
Ethanol	1.327	21.434
n-Propanol	2.343	153.262

Scottsdale Police Department Crime Lab Volatiles Analysis

WA

Sample: 0.20 ACQ 407041529/3	Item number: 9
Injection date: 6/27/2017 4:40:19 PM	Vial: 9
Method: ethanol quant.M	Sequence: 27Jun17
Instrument: US14173023 GN14160045	Analyst: Adrian
Data file: C:\Chem3211\Data\27Jun17\9.D	

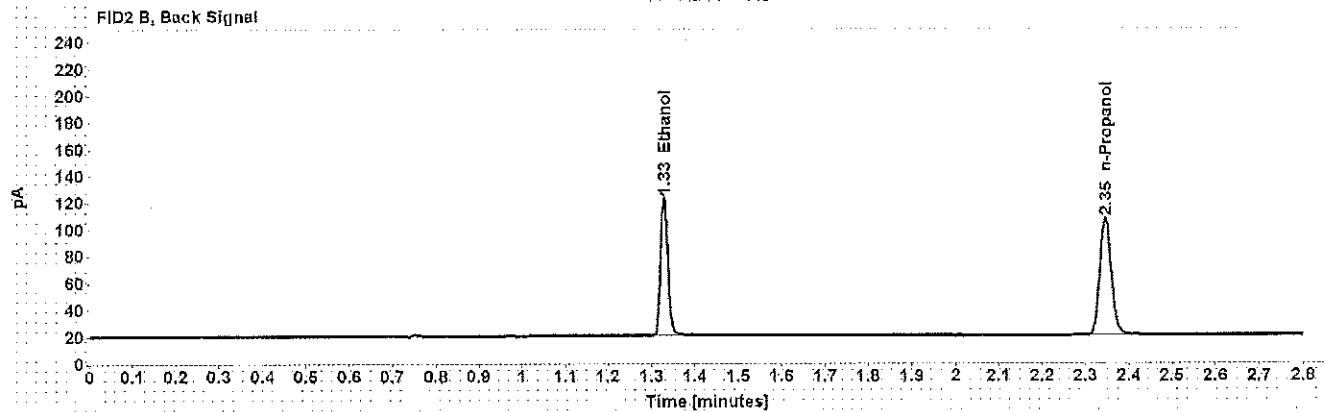
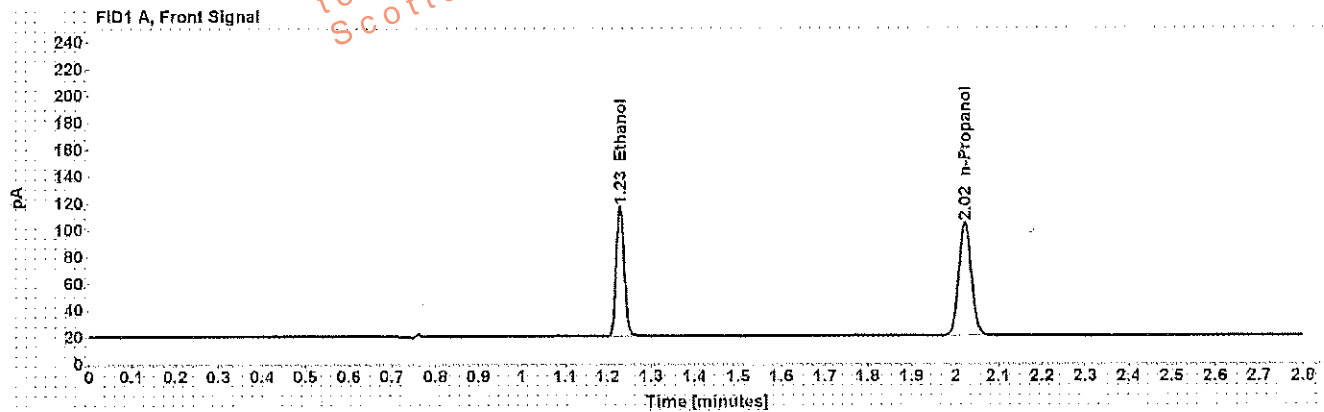


Table 1: FID 1 A (column DB-ALC1)

Compound	Amount (g/100mL)	Time (min)	Peak Area
>Ethanol	0.2013	1.229	124.988
n-Propanol	-----	2.022	172.483

Table 2: FID 2 B (column DB-ALC2)

Compound	Time (min)	Peak Area
Ethanol	1.329	119.659
n-Propanol	2.346	163.387

Scottsdale Police Department Crime Lab Volatiles Analysis

Sample: 0.080 Lipomed 28082014-B	Item number:
Injection date: 6/27/2017 5:24:49 PM	Vial: 20
Method: ethanol quant.M	Sequence: 27Jun17
Instrument: US14173023 CN14160045	Analyst: Adrian
Data file: C:\Chem32\1\Data\27Jun17\20.D	

Dissemination is restricted to Criminal Justice Agencies only. Further dissemination to unauthorized agencies is PROHIBITED. Scottsdale City Prosecutor

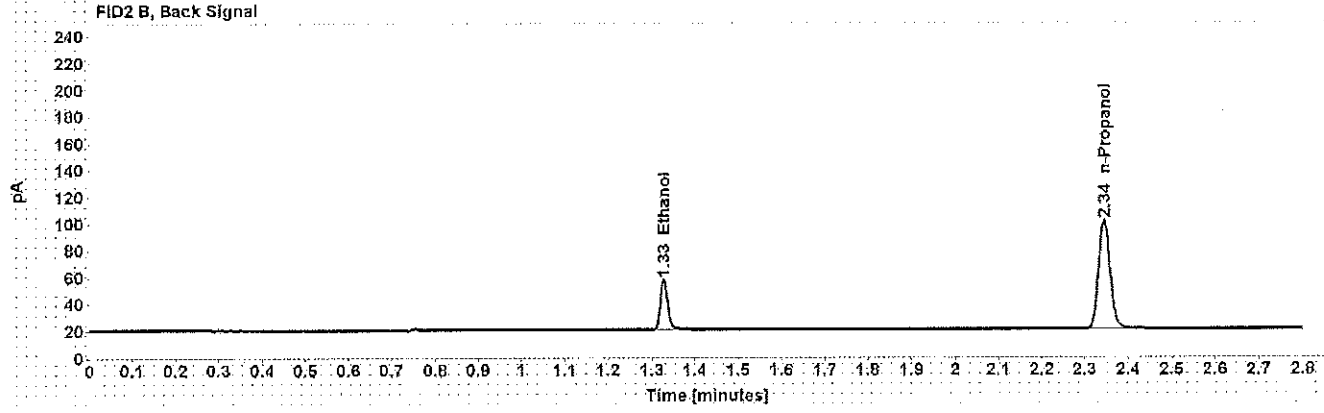
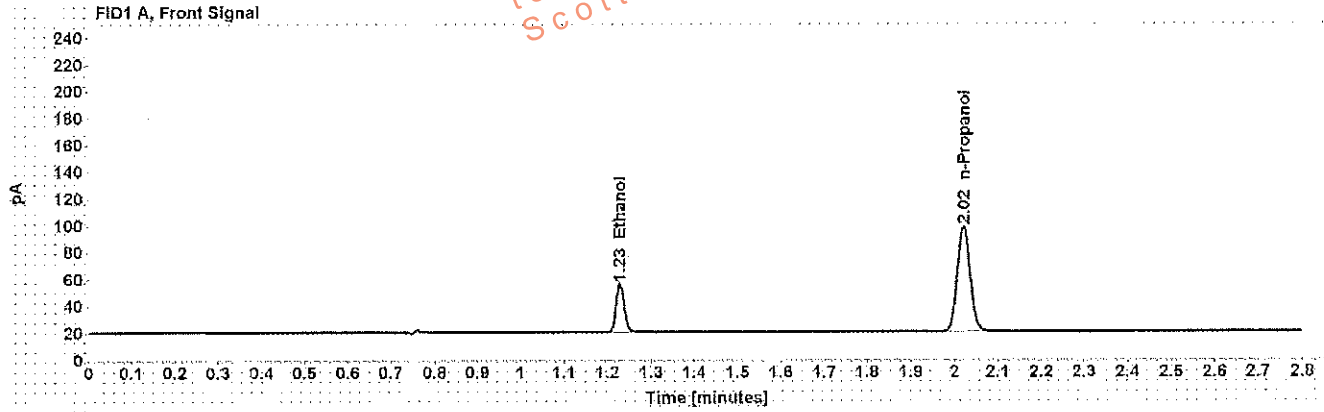


Table 1: FID 1 A (column DB-ALC1)

Compound	Amount (g/100mL)	Time (min)	Peak Area
>Ethanol	0.0808	1.229	46.134
n-Propanol	-----	2.021	160.540

Table 2: FID 2 B (column DB-ALC2)

Compound	Time (min)	Peak Area
Ethanol	1.328	43.833
n-Propanol	2.345	151.635

Scottsdale Police Department Crime Lab Volatiles Analysis

WAA

Sample: 0.150 Lipomed 09022015-C	Item number:
Injection date: 6/27/2017 6:09:19 PM	Vial: 31
Method: ethanol quant.M	Sequence: 27Jun17
Instrument: US14173023 CN14160045	Analyst: Adrian
Data file: C:\Chem32\11\Data\27Jun17\31.D	

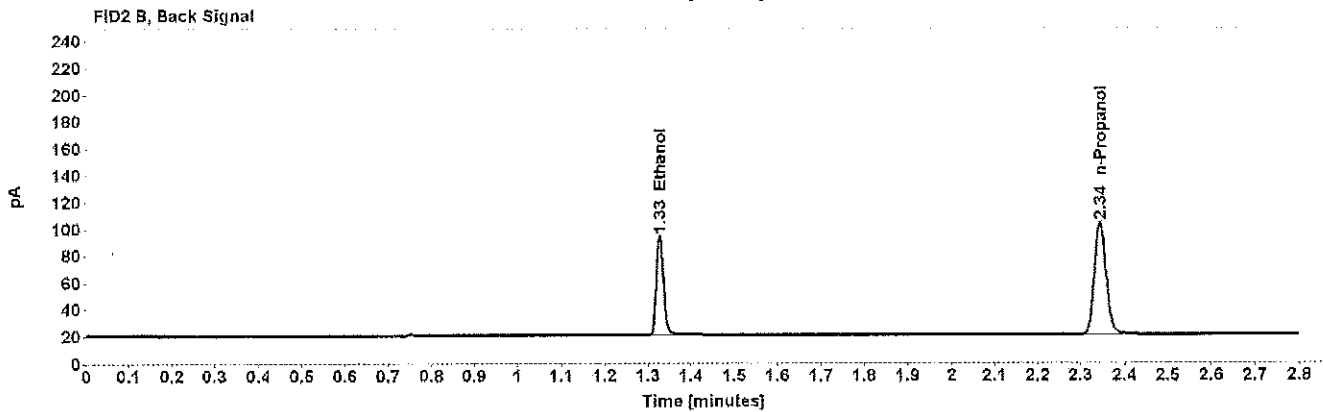
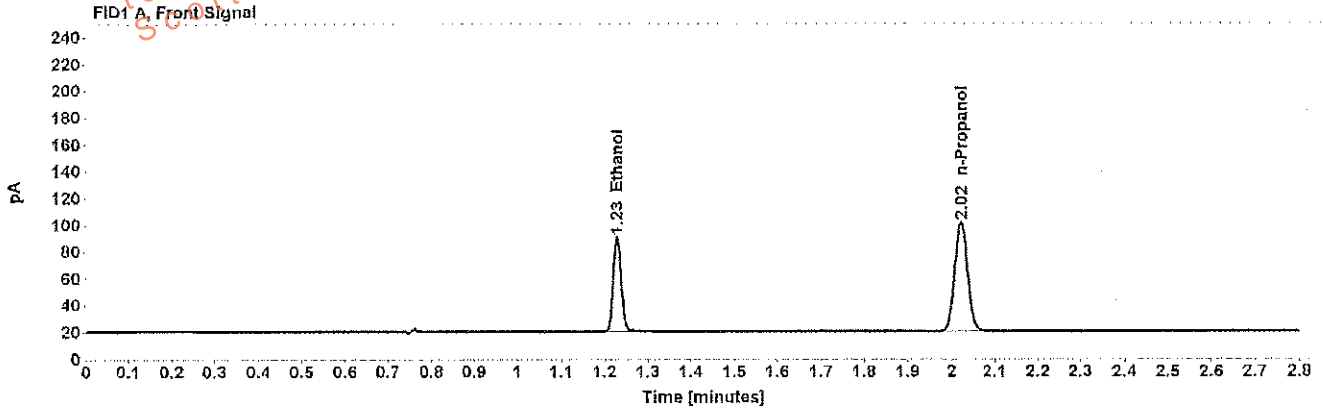


Table 1: FID 1 A (column DB-ALC1)

Compound	Amount (g/100mL)	Time (min)	Peak Area
>Ethanol	0.1521	1.229	90.729
n-Propanol	-----	2.022	166.194

Table 2: FID 2 B (column DB-ALC2)

Compound	Time (min)	Peak Area
Ethanol	1.327	87.009
n-Propanol	2.345	157.141

Scottsdale Police Department Crime Lab Volatiles Analysis

MA

Dissemination is restricted to Criminal Justice Agencies and authorized personnel only. Secondary dissemination to unauthorized agencies is PROHIBITED.
 Scottsdale City Prosecutor

Sample: 0.20 ACQ 407041529/3	Item number:
Injection date: 6/27/2017 6:53:34 PM	Vial: 42
Method: ethanol quant.M	Sequence: 27Jun17
Instrument: US14173023 CN14160045	Analyst: Adrian
Data file: C:\Chem3211\Data\27Jun17\42.D	

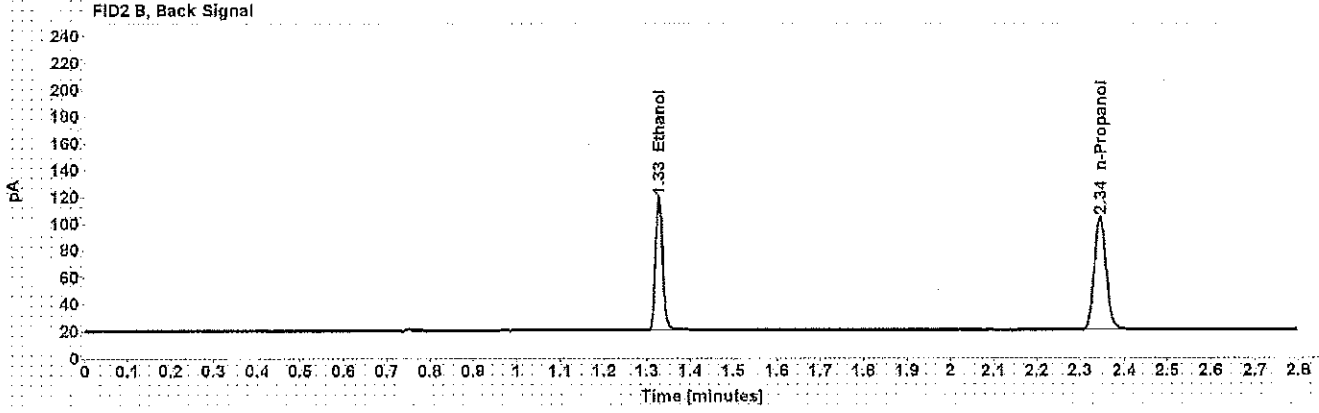
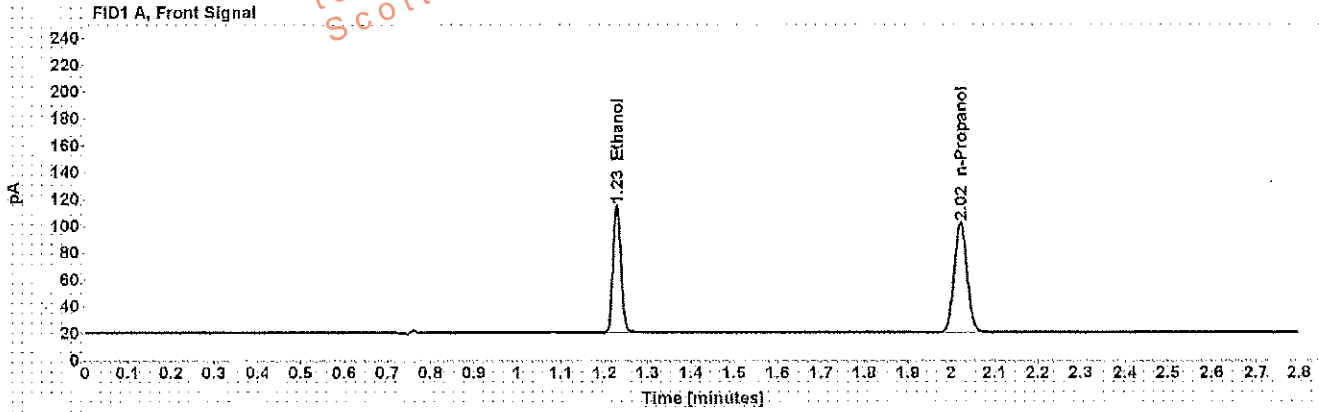


Table 1: FID 1 A (column DB-ALC1)

Compound	Amount (g/100mL)	Time (min)	Peak Area
>Ethanol	0.2003	1.228	120.852
n-Propanol	-----	2.021	167.649

Table 2: FID 2 B (column DB-ALC2)

Compound	Time (min)	Peak Area
Ethanol	1.327	115.621
n-Propanol	2.345	158.032

Scottsdale Police Department Crime Lab Volatiles Analysis

24

Sample: 0.080 Lipomed 28082014-B	Item number:
Injection date: 6/27/2017 7:38:05 PM	Vial: 53
Method: ethanol quant.M	Sequence: 27Jun17
Instrument: US14173023 CN14160045	Analyst: Adrian
Data file: C:\Chem32\1\Data\27Jun17\53.D	

Dissemination is restricted to Criminal Justice Agencies ONLY. Secondary dissemination to unauthorized agencies is PROHIBITED. Scottsdale City Prosecutor

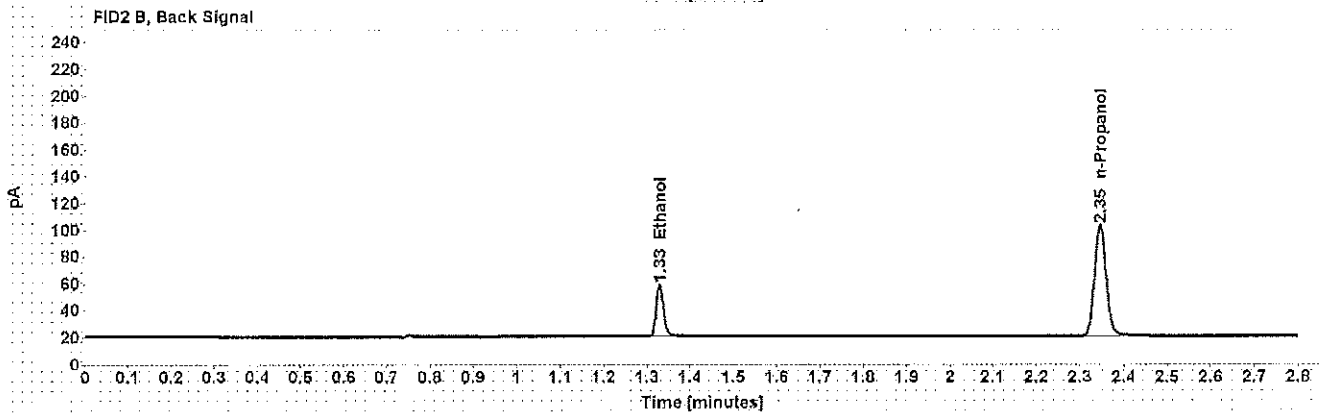
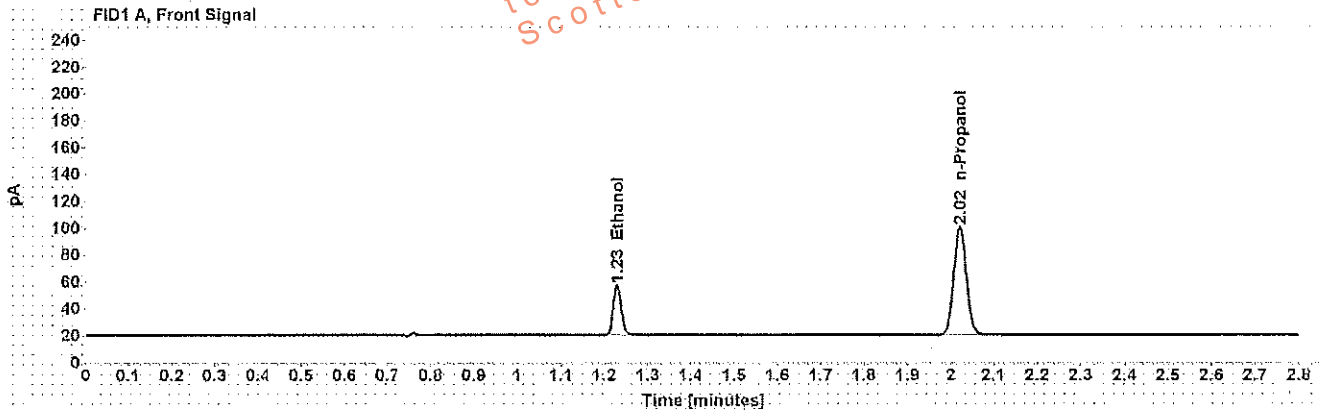


Table 1: FID 1 A (column DB-ALC1)

Compound	Amount (g/100mL)	Time (min)	Peak Area
>Ethanol	0.0811	1.229	47.589
n-Propanol	-----	2.022	164.912

Table 2: FID 2 B (column DB-ALC2)

Compound	Time (min)	Peak Area
Ethanol	1.329	45.313
n-Propanol	2.345	155.206

Scottsdale Police Department Crime Lab Volatiles Analysis

WA

Sample: 0.150 Lipomed 09022015-C	Item number:
Injection date: 6/27/2017 8:22:34 PM	Vial: 64
Method: ethanol quant.M	Sequence: 27Jun17
Instrument: US14173023 CN14160045	Analyst: Adrian
Data file: C:\Chem3211\Data\27Jun17\64.D	

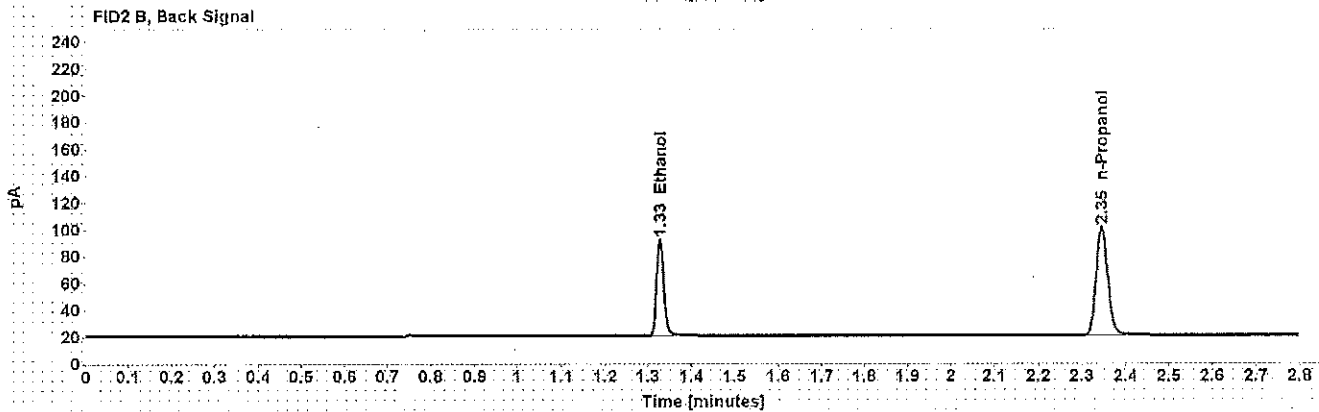
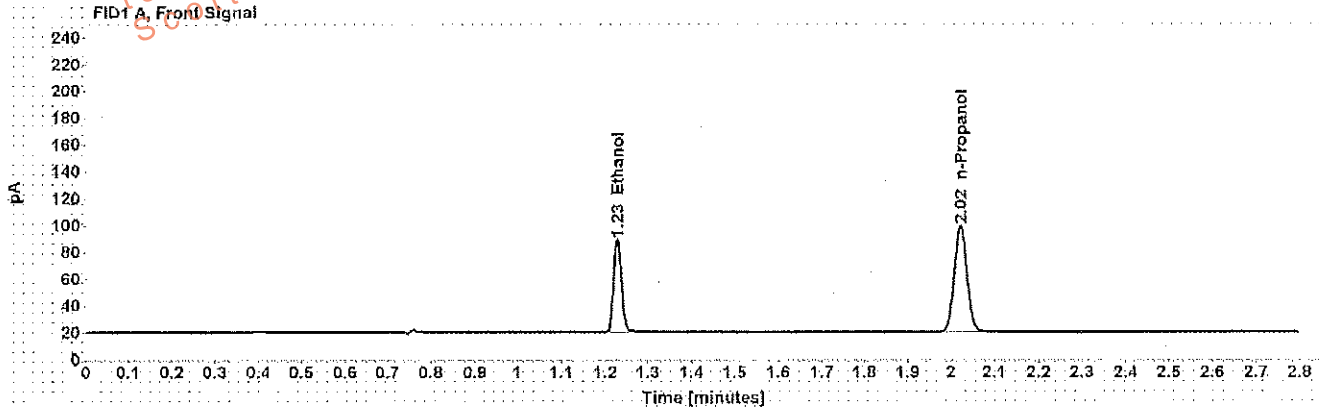


Table 1: FID 1 A (column DB-ALC1)

Compound	Amount (g/100mL)	Time (min)	Peak Area
>Ethanol	0.1525	1.229	88.515
n-Propanol	-----	2.022	161.655

Table 2: FID 2 B (column DB-ALC2)

Compound	Time (min)	Peak Area
Ethanol	1.328	84.628
n-Propanol	2.345	152.220

Scottsdale Police Department Crime Lab Volatiles Analysis

WFA

Dissemination is restricted to Criminal Justice Agencies and authorized personnel only. Secondary dissemination to unauthorized agencies is PROHIBITED.
 Scottsdale City Prosecutor

Sample:	0.20 ACQ 407041529/3	Item number:	75
Injection date:	6/27/2017 9:07:04 PM	Vial:	75
Method:	ethanol quant.M	Sequence:	27Jun17
Instrument:	US14173023 CN14160045	Analyst:	Adrian
Data file:	C:\Chem3211\Data\27Jun17\75.D		

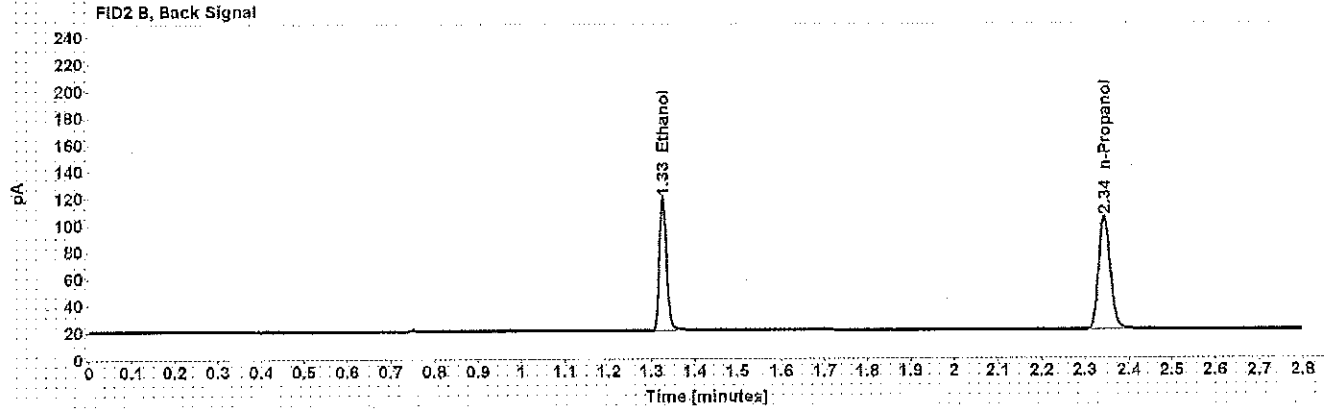
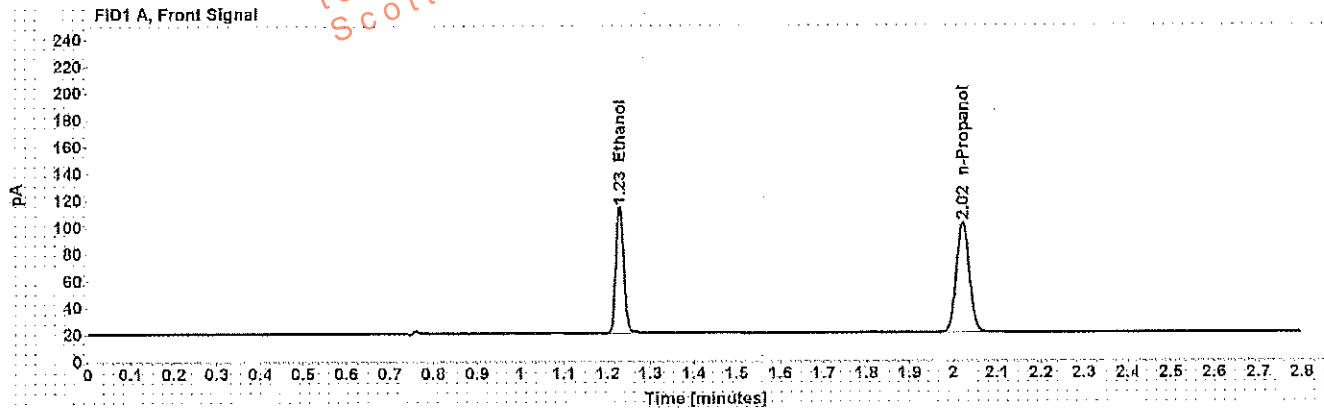


Table 1: FID 1 A (column DB-ALC1)

Compound	Amount (g/100mL)	Time (min)	Peak Area
>Ethanol	0.1993	1.228	120.730
n-Propanol	-----	2.021	168.318

Table 2: FID 2 B (column DB-ALC2)

Compound	Time (min)	Peak Area
Ethanol	1.326	115.675
n-Propanol	2.344	158.513

Scottsdale Police Department Crime Lab Volatiles Analysis

Sample: 0.40 Lipomed 08012015-C	Item number: 82
Injection date: 6/27/2017 9:35:20 PM	Vial: 82
Method: ethanol quant.M	Sequence: 27Jun17
Instrument: US14173023 CN14160045	Analyst: Adrian
Data file: C:\Chem32\1\Data\27Jun17\82.D	

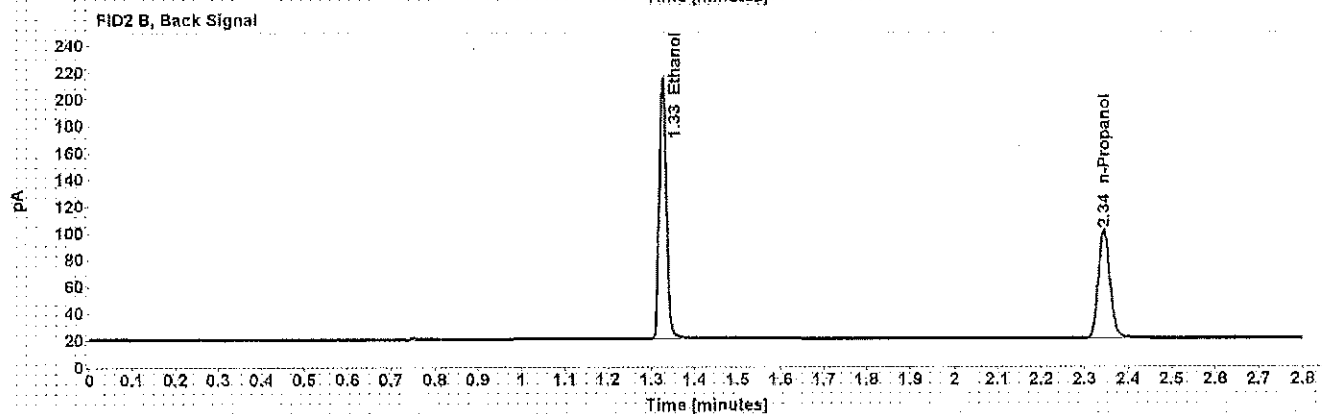
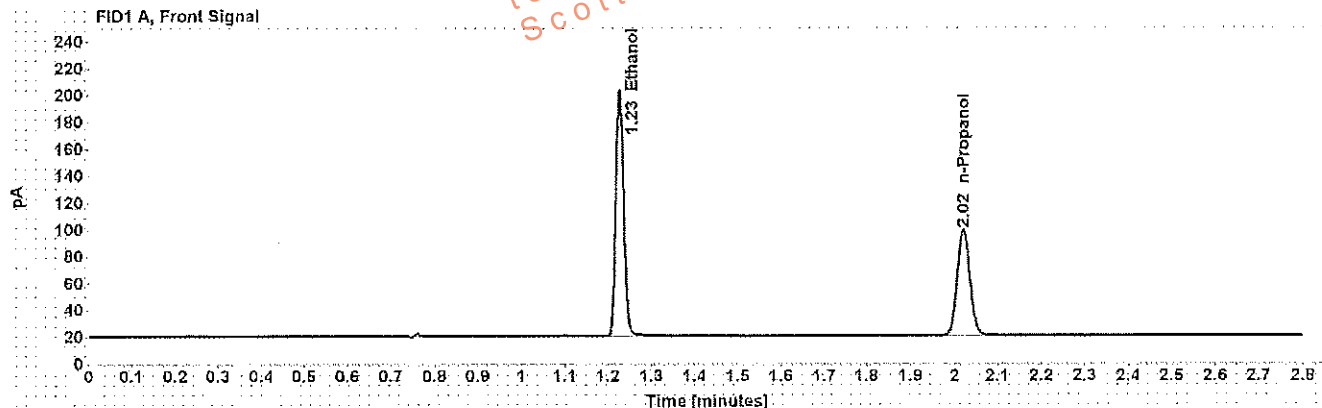


Table 1: FID 1 A (column DB-ALC1)

Compound	Amount (g/100mL)	Time (min)	Peak Area
>Ethanol	0.4041	1.228	235.259
n-Propanol	-----	2.021	161.103

Table 2: FID 2 B (column DB-ALC2)

Compound	Time (min)	Peak Area
Ethanol	1.326	226.521
n-Propanol	2.344	151.409

WVA

Scottsdale Police Department Crime Lab Volatiles Analysis

Sample:	0.04 Lipomed 09022015-A	Item number:	
Injection date:	6/27/2017 9:39:20 PM	Vial:	83
Method:	ethanol quant.M	Sequence:	27Jun17
Instrument:	US14173023 CN14160045	Analyst:	Adrian
Data file:	C:\Chem32\11\Data\27Jun17\83.D		

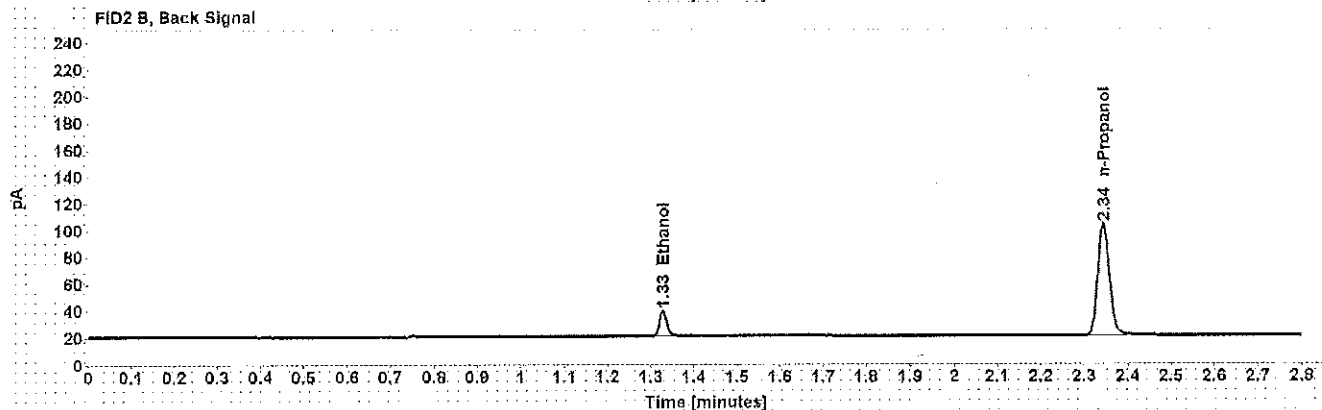
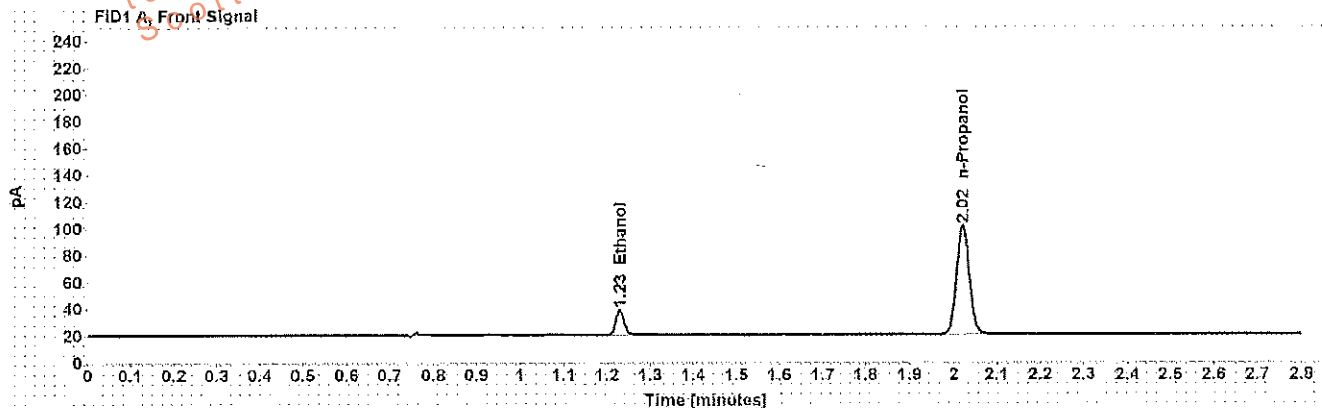


Table 1: FID 1 A (column DB-ALC1)

Compound	Amount (g/100mL)	Time (min)	Peak Area
>Ethanol	0.0410	1.229	23.798
n-Propanol	-----	2.021	166.278

Table 2: FID 2 B (column DB-ALC2)

Compound	Time (min)	Peak Area
Ethanol	1.328	22.434
n-Propanol	2.344	156.169

WA

Scottsdale Police Department Crime Lab Volatiles Analysis

Dissemination is restricted to Criminal Justice Agencies and authorized personnel ONLY. Secondary dissemination to unauthorized agencies is PROHIBITED.
Scottsdale City Prosecutor

Sample:	0.20 ACQ 407041529/3	Item number:	
Injection date:	6/27/2017 9:43:20 PM	Vial:	84
Method:	ethanol quant.M	Sequence:	27Jun17
Instrument:	US14173023 CN14160045	Analyst:	Adrian
Data file:	C:\Chem32\11\Data\27Jun17\84.D		

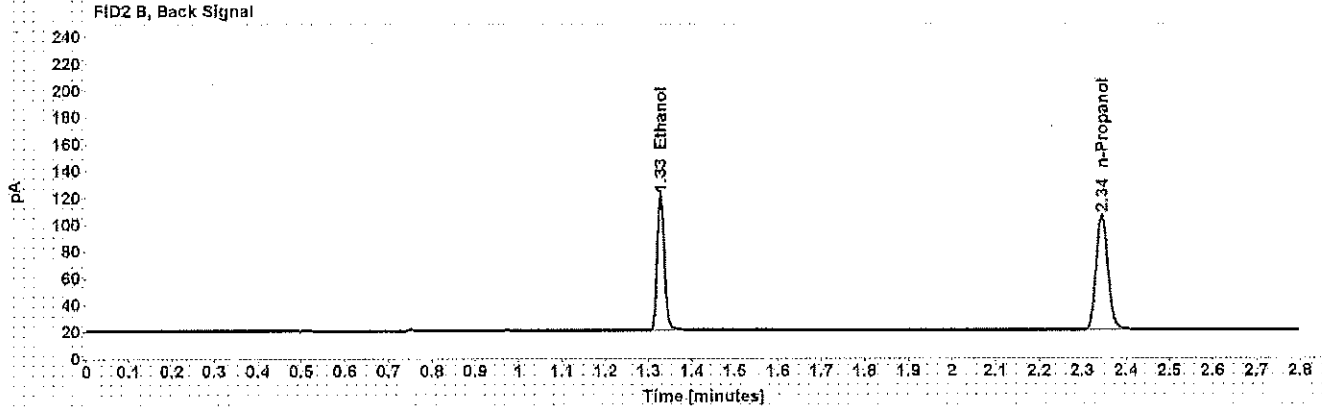
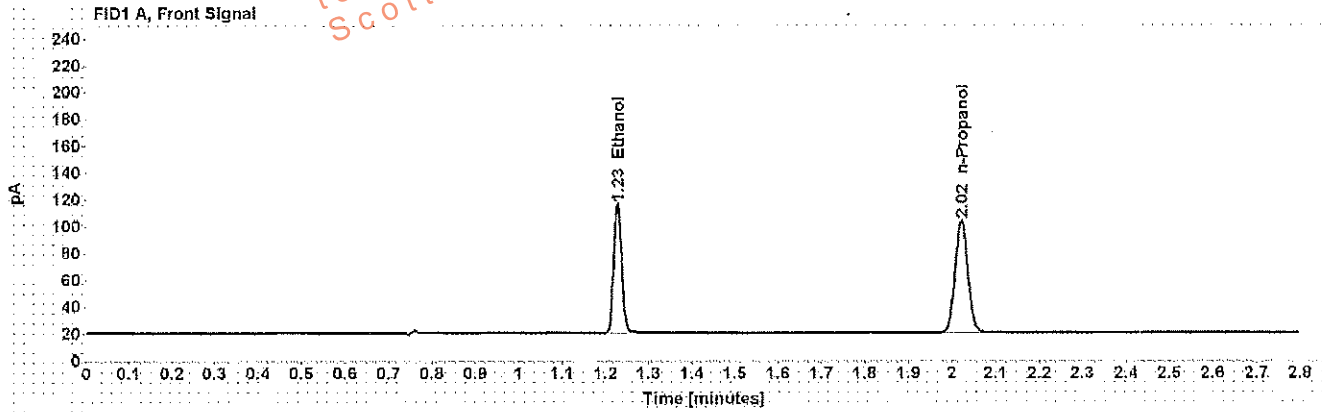


Table 1: FID 1 A (column DB-ALC1)

Compound	Amount (g/100mL)	Time (min)	Peak Area
>Ethanol	0.2003	1.228	123.439
n-Propanol	-----	2.021	171.185

Table 2: FID 2 B (column DB-ALC2)

Compound	Time (min)	Peak Area
Ethanol	1.327	118.181
n-Propanol	2.345	161.096

Scottsdale Police Department Crime Lab Volatiles Analysis

Dissemination is restricted to Criminal Justice Agencies and authorized Non-C.J. Agencies ONLY. Secondary dissemination to unauthorized agencies is PROHIBITED.
 Scottsdale City Prosecutor's Office

Sample: blank 041717	Item number:
Injection date: 6/27/2017 9:47:35 PM	Vial: 85
Method: ethanol quant.M	Sequence: 27Jun17
Instrument: US14173023 CN14160045	Analyst: Adrian
Data file: C:\Chem32\1\Data\27Jun17\85.D	

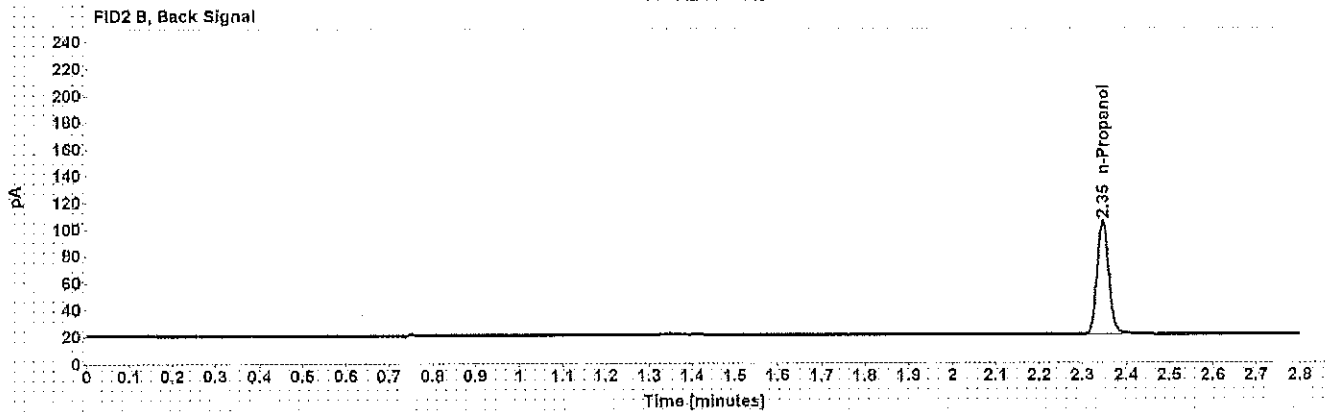
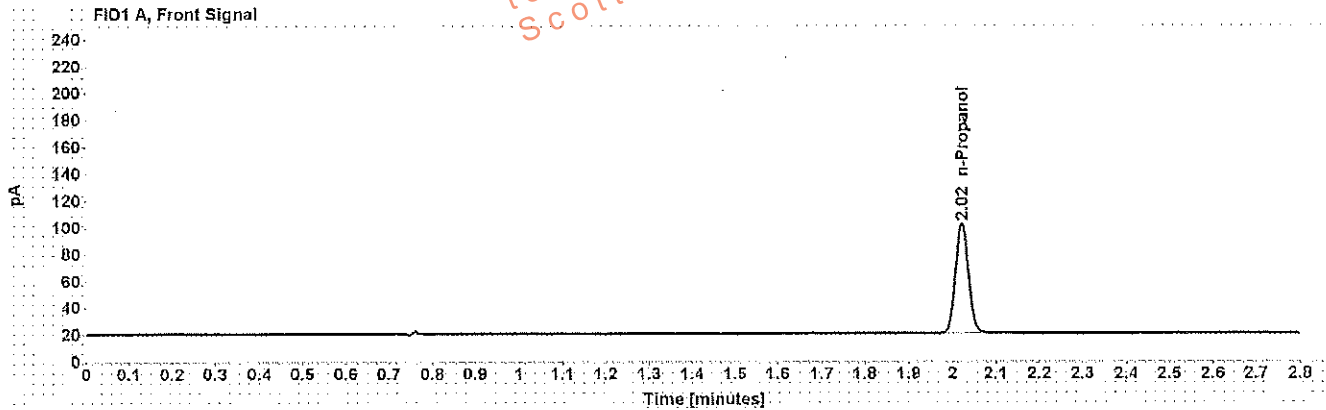


Table 1: FID 1 A (column DB-ALC1)

Compound	Amount (g/100mL)	Time (min)	Peak Area
n-Propanol	-----	2.022	168.411

Table 2: FID 2 B (column DB-ALC2)

Compound	Time (min)	Peak Area
n-Propanol	2.346	158.440

Sequence Summary

Sequence name: 27Jun17 Instrument: US14173023 CN14160045 Analyst: Adrian

Vial	Sample	Type	Item Number	Method
1	0.020 Cerilliant FN03241604	Calibration		ethanol quant.M
2	0.100 Cerilliant FN06181501	Calibration		ethanol quant.M
3	0.200 Cerilliant FN07201502	Calibration		ethanol quant.M
4	0.400 Cerilliant FN11191402	Calibration		ethanol quant.M
5	blank 041717	Control		ethanol quant.M
6	volatiles mix 020917 WLA	Control		ethanol quant.M
7	0.400 Lipomed 08012015-C	Control		ethanol quant.M
8	0.040 Lipomed 09022015-A	Control		ethanol quant.M
9	0.20 ACQ 407041529/3	Control		ethanol quant.M
10		Sample	1156561	ethanol quant.M
11		Sample	1156561	ethanol quant.M
12		Sample	1155563	ethanol quant.M
13		Sample	1155563	ethanol quant.M
14		Sample	1156324	ethanol quant.M
15		Sample	1156324	ethanol quant.M
16		Sample	1157101	ethanol quant.M
17		Sample	1157101	ethanol quant.M
18		Sample	1157759	ethanol quant.M
19		Sample	1157759	ethanol quant.M
20	0.080 Lipomed 28082014-B	Control		ethanol quant.M
21		Sample	1157583	ethanol quant.M
22		Sample	1157583	ethanol quant.M
23		Sample	1156611	ethanol quant.M
24		Sample	1156611	ethanol quant.M
25		Sample	1156365	ethanol quant.M
26		Sample	1156365	ethanol quant.M
27		Sample	1136544	ethanol quant.M
28		Sample	1136544	ethanol quant.M
29		Sample	1158752	ethanol quant.M
30		Sample	1158752	ethanol quant.M
31	0.150 Lipomed 09022015-C	Control		ethanol quant.M
32		Sample	1157518	ethanol quant.M
33		Sample	1157518	ethanol quant.M
34		Sample	1157514	ethanol quant.M
35		Sample	1157514	ethanol quant.M
36		Sample	1157516	ethanol quant.M
37		Sample	1157516	ethanol quant.M
38		Sample	1157559	ethanol quant.M
39		Sample	1157559	ethanol quant.M
40		Sample	1157500	ethanol quant.M
41		Sample	1157500	ethanol quant.M
42	0.20 ACQ 407041529/3	Control		ethanol quant.M
43		Sample	1141297	ethanol quant.M
44		Sample	1141297	ethanol quant.M
45		Sample	1129825	ethanol quant.M
46		Sample	1129825	ethanol quant.M
47		Sample	1152138	ethanol quant.M

Dissemination is restricted to Criminal Justice Agencies and authorized Non-C.J. Agencies ONLY. Secondary dissemination to other agencies is PROHIBITED.

Sequence Summary

48		Sample	1152138	ethanol quant.M
49		Sample	1159395	ethanol quant.M
50		Sample	1159395	ethanol quant.M
51		Sample	1159443	ethanol quant.M
52		Sample	1159443	ethanol quant.M
53	0.080 Lipomed 28082014-B	Control		ethanol quant.M
54		Sample	1154021	ethanol quant.M
55		Sample	1154021	ethanol quant.M
56		Sample	1138775	ethanol quant.M
57		Sample	1138775	ethanol quant.M
58		Sample	1108203	ethanol quant.M
59		Sample	1108203	ethanol quant.M
60		Sample	1138523	ethanol quant.M
61		Sample	1138523	ethanol quant.M
62		Sample	1102387	ethanol quant.M
63		Sample	1102387	ethanol quant.M
64	0.150 Lipomed 09022015-C	Control		ethanol quant.M
65		Sample	1132252	ethanol quant.M
66		Sample	1132252	ethanol quant.M
67		Sample	1157498	ethanol quant.M
68		Sample	1157498	ethanol quant.M
69		Sample	1157503	ethanol quant.M
70		Sample	1157503	ethanol quant.M
71		Sample	1158962	ethanol quant.M
72		Sample	1158962	ethanol quant.M
73		Sample	1157520	ethanol quant.M
74		Sample	1157520	ethanol quant.M
75	0.20 ACQ 407041529/3	Control		ethanol quant.M
76		Sample	1160335	ethanol quant.M
77		Sample	1160335	ethanol quant.M
78		Sample	1138683	ethanol quant.M
79		Sample	1138683	ethanol quant.M
80		Sample	1157911	ethanol quant.M
81		Sample	1157911	ethanol quant.M
82	0.40 Lipomed 08012015-C	Control		ethanol quant.M
83	0.04 Lipomed 09022015-A	Control		ethanol quant.M
84	0.20 ACQ 407041529/3	Control		ethanol quant.M
85	blank 041717	Control		ethanol quant.M

Dissemination is restricted to Criminal Justice Agencies and authorized Non-C.J. Agencies ONLY. Secondary dissemination to unauthorized agencies is PROHIBITED. Scottsdale City Prosecutor

Scottsdale Police Department Crime Laboratory Summary of Cases

SEQUENCE NAME: 27Jun17

ANALYST: Adrian

Vials	Test 1 (g/dL)	Test 2 (g/dL)	Mean (g/dL)	Percent Difference*	Absolute Difference (g/dL)*
10 11	0.1942	0.1914	0.19280	0.73	0.00140
12 13	0.1735	0.1748	0.17415	0.37	0.00065
14 15	0.0863	0.0869	0.08660	0.35	0.00030
16 17	0.1183	0.1190	0.11865	0.29	0.00035
18 19	0.2111	0.2117	0.21140	0.14	0.00030
21 22	0.2550	0.2539	0.25445	0.22	0.00055
23 24	0.1678	0.1663	0.16705	0.45	0.00075
25 26	0.2465	0.2485	0.24750	0.40	0.00100
27 28	0.0956	0.0967	0.09615	0.57	0.00055
29 30	0.0363	0.0366	0.03645	0.41	0.00015
32 33	0.0742	0.0743	0.07425	0.07	0.00005
34 35	0.1813	0.1808	0.18105	0.14	0.00025
36 37	0.0871	0.0871	0.08710	0.00	0.00000
38 39	0.0711	0.0713	0.07120	0.14	0.00010
40 41	0.0940	0.0932	0.09360	0.43	0.00040
43 44	0.0300	0.0302	0.03010	0.33	0.00010
45 46	0.1457	0.1461	0.14590	0.14	0.00020
47 48	0.0995	0.0998	0.09965	0.15	0.00015
49 50	0.1742	0.1734	0.17380	0.23	0.00040
51 52	0.2616	0.2600	0.26080	0.31	0.00080
54 55	0.0000	0.0000	0.00000	0.00	0.00000
56 57	0.1673	0.1675	0.16740	0.06	0.00010
58 59	0.1652	0.1639	0.16455	0.40	0.00065
60 61	0.1849	0.1858	0.18535	0.24	0.00045
62 63	0.3491	0.3506	0.34985	0.21	0.00075
65 66	0.2347	0.2363	0.23550	0.34	0.00080
67 68	0.1041	0.1040	0.10405	0.05	0.00005
69 70	0.0902	0.0913	0.09075	0.61	0.00055
71 72	0.1542	0.1572	0.15570	0.96	0.00150
73 74	0.1425	0.1388	0.14065	1.32	0.00185
76 77	0.1096	0.1118	0.11070	0.99	0.00110
78 79	0.2563	0.2576	0.25695	0.25	0.00065
80 81	0.1757	0.1750	0.17535	0.20	0.00035

*Calculated differences are differences from the mean of the two results.

Scottsdale Police Department Crime Lab Volatiles Analysis

Sample: [REDACTED]	Item number: 1156561
Injection date: 6/27/2017 4:44:19 PM	Vial: 10
Method: ethanol quant.M	Sequence: 27Jun17
Instrument: US14173023 CN14160045	Analyst: Adrian
Data file: C:\Chem32\11\Data\27Jun17\10.D	

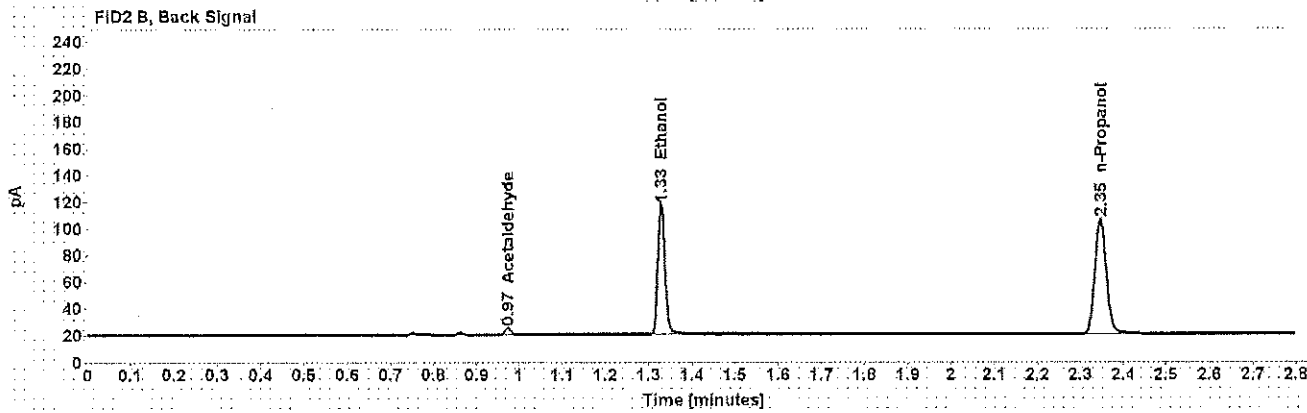
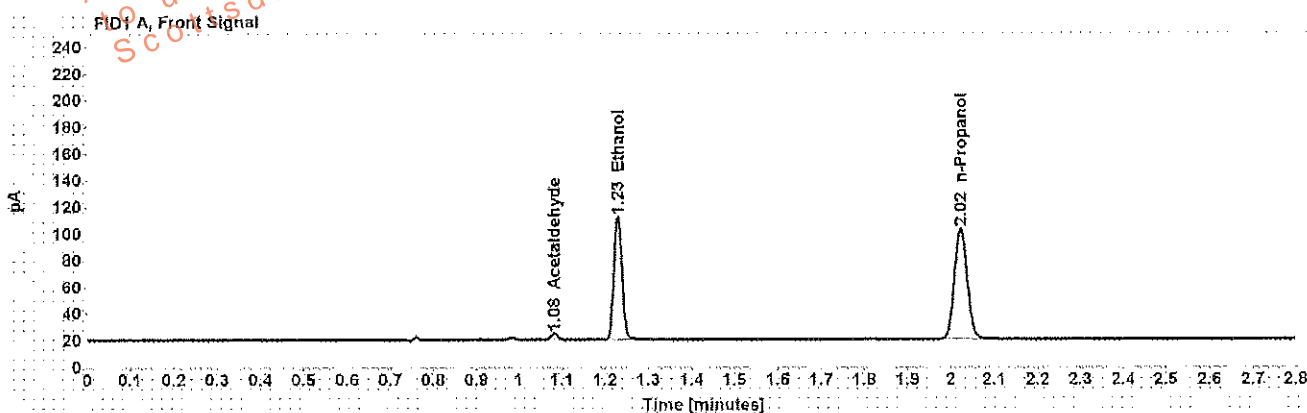


Table 1: FID 1 A (column DB-ALC1)

Compound	Amount (g/100mL)	Time (min)	Peak Area
Acetaldehyde	-----	1.082	4.812
>Ethanol	0.1942	1.229	118.698
n-Propanol	-----	2.022	169.856

Table 2: FID 2 B (column DB-ALC2)

Compound	Time (min)	Peak Area
Acetaldehyde	0.973	4.712
Ethanol	1.329	113.802
n-Propanol	2.346	160.540

Scottsdale Police Department Crime Lab Volatiles Analysis

Sample: [REDACTED]	Item number: 1156561
Injection date: 6/27/2017 4:48:19 PM	Vial: 11
Method: ethanol quant.M	Sequence: 27Jun17
Instrument: US14173023 N14160045	Analyst: Adrian
Data file: C:\Chem32\11\Data\27Jun17\11.D	

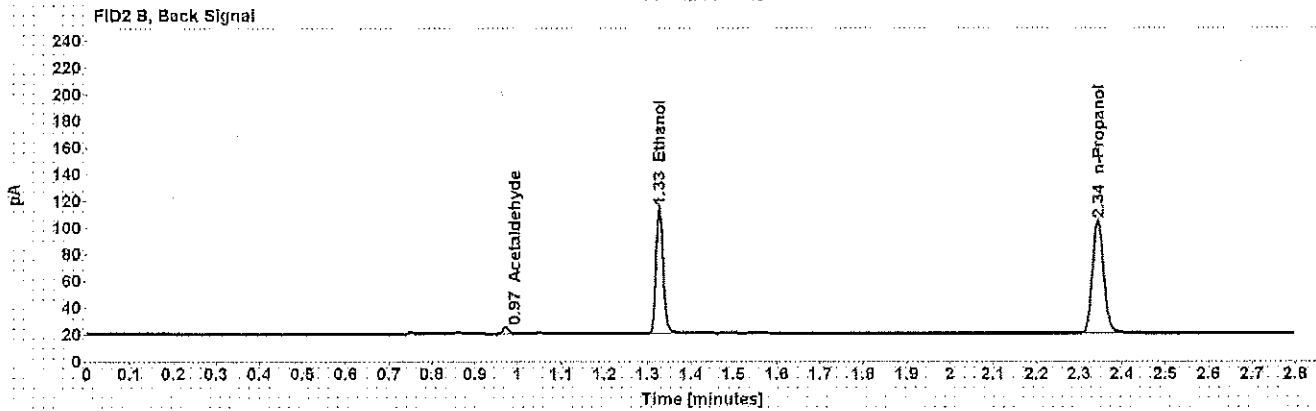
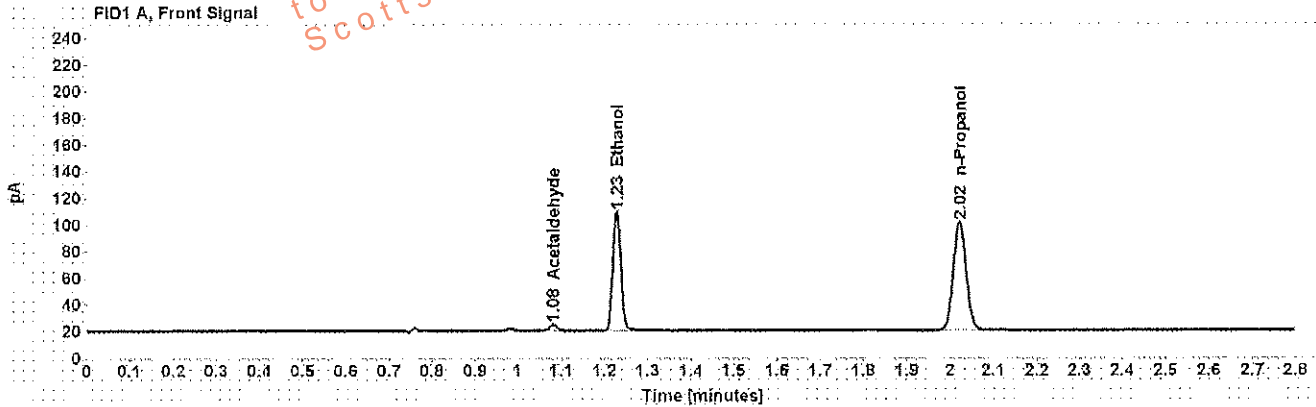


Table 1: FID 1 A (column DB-ALC1)

Compound	Amount (g/100mL)	Time (min)	Peak Area
Acetaldehyde	-----	1.081	4.800
>Ethanol	0.1914	1.228	114.659
n-Propanol	-----	2.021	166.536

Table 2: FID 2 B (column DB-ALC2)

Compound	Time (min)	Peak Area
Acetaldehyde	0.972	4.682
Ethanol	1.327	109.596
n-Propanol	2.345	157.277

Scottsdale Police Department Crime Lab Volatiles Analysis

Sample: [REDACTED]	Item number: 1155663
Injection date: 6/27/2017 4:52:20 PM	Vial: 12
Method: ethanol quant.M	Sequence: 27Jun17
Instrument: US14173023 CN14160045	Analyst: Adrian
Data file: C:\Chem32\1\Data\27Jun17\12.D	

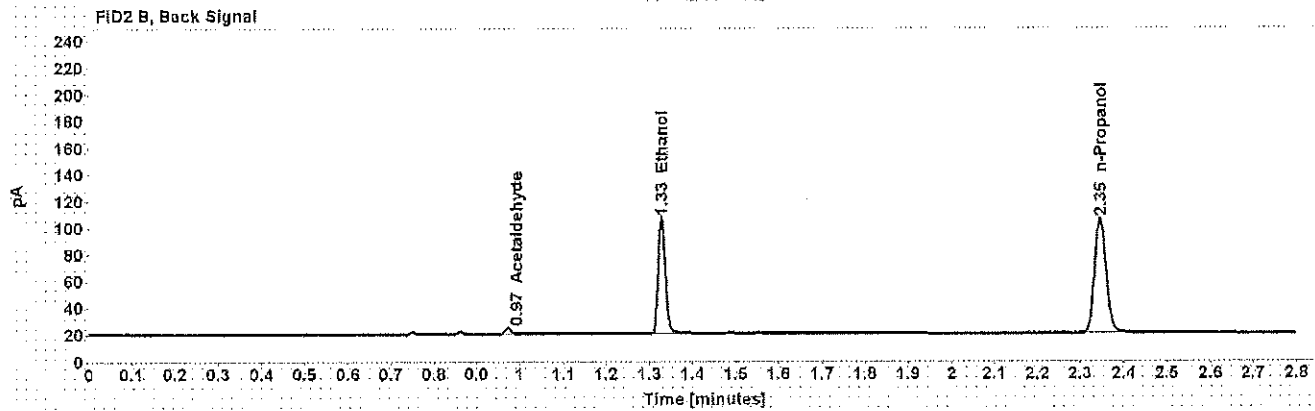
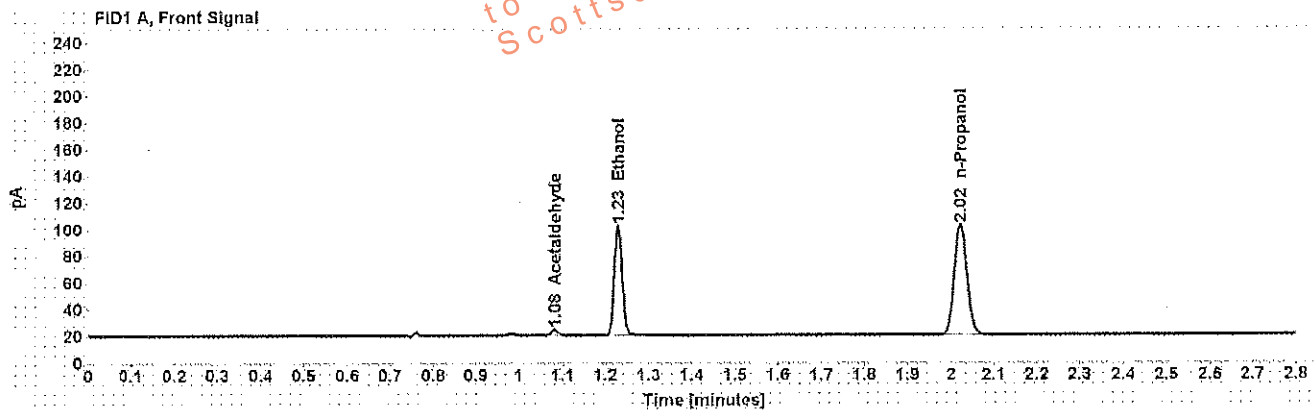


Table 1: FID 1 A (column DB-ALC1)

Compound	Amount (g/100mL)	Time (min)	Peak Area
Acetaldehyde	-----	1.082	4.435
>Ethanol	0.1735	1.229	105.564
n-Propanol	-----	2.022	169.211

Table 2: FID 2 B (column DB-ALC2)

Compound	Time (min)	Peak Area
Acetaldehyde	0.973	4.383
Ethanol	1.328	101.101
n-Propanol	2.346	159.985

Scottsdale Police Department Crime Lab Volatiles Analysis

Sample: [REDACTED]	Item number: 1155563
Injection date: 6/27/2017 4:56:35 PM	Vial: 13
Method: ethanol quant.M	Sequence: 27Jun17
Instrument: US14173023 CN14160045	Analyst: Adrian
Data file: C:\Chem3211\Data\27Jun17\13.D	

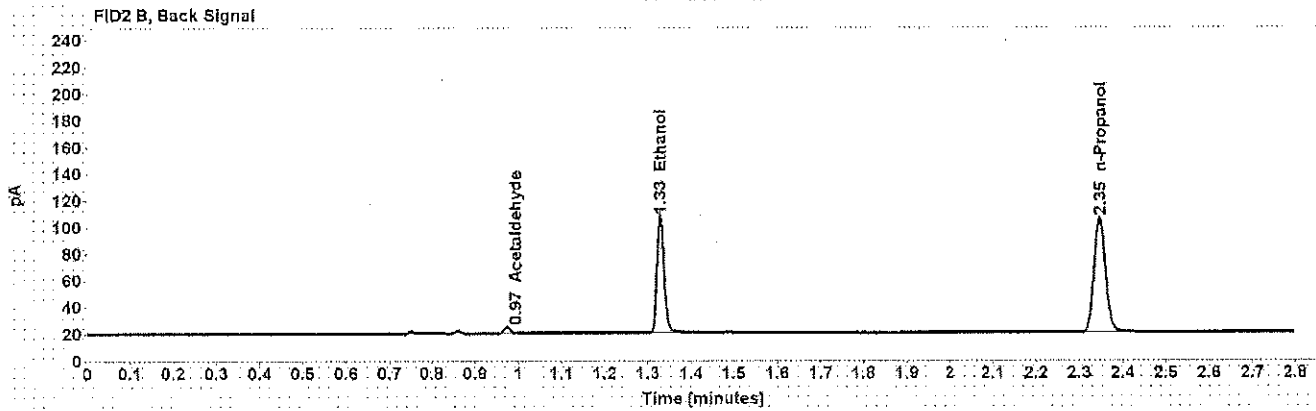
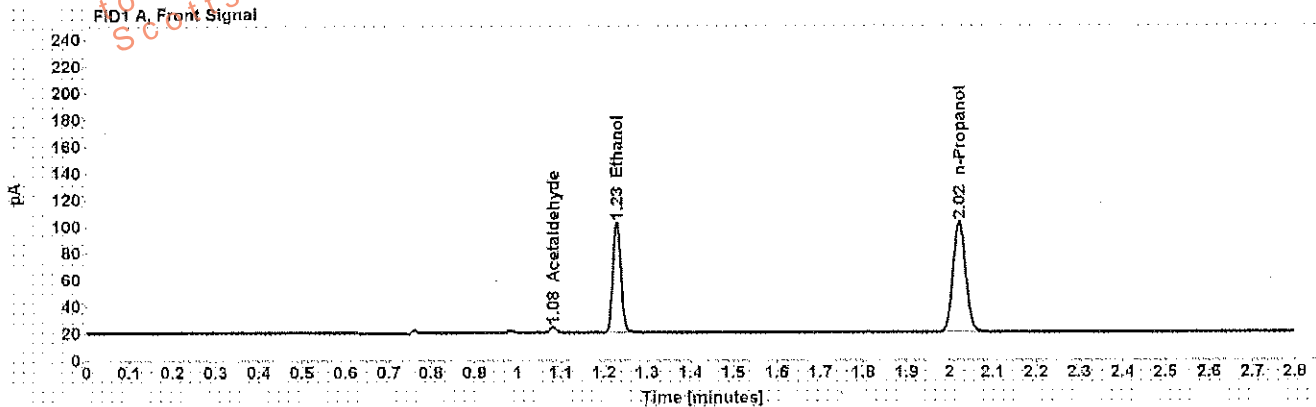


Table 1: FID 1 A (column DB-ALC1)

Compound	Amount (g/100mL)	Time (min)	Peak Area
Acetaldehyde	-----	1.082	4.428
>Ethanol	0.1748	1.229	106.447
n-Propanol	-----	2.022	169.383

Table 2: FID 2 B (column DB-ALC2)

Compound	Time (min)	Peak Area
Acetaldehyde	0.973	4.429
Ethanol	1.329	101.950
n-Propanol	2.346	160.250

Scottsdale Police Department Crime Lab Volatiles Analysis

Sample: [REDACTED]	Item number: 1156324
Injection date: 6/27/2017 5:00:34 PM	Vial: 14
Method: ethanol quant.M	Sequence: 27Jun17
Instrument: US14173023 CN14160045	Analyst: Adrian
Data file: C:\Chem3211\Data\27Jun17\14.D	

Dissemination is restricted to Criminal Justice Agencies and authorized personnel ONLY. Secondary dissemination to unauthorized agencies is PROHIBITED. Scottsdale City Prosecutor

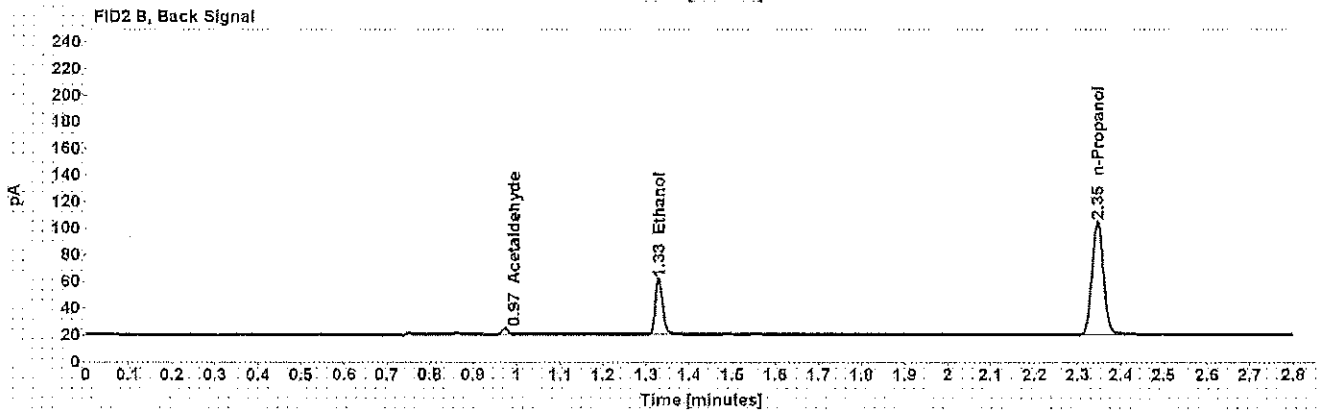
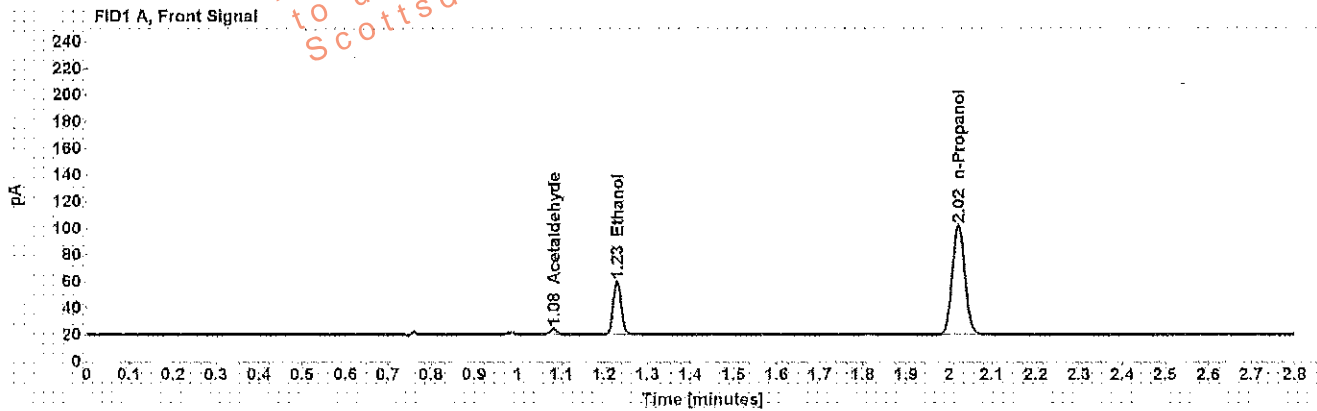


Table 1: FID 1 A (column DB-ALC1)

Compound	Amount (g/100mL)	Time (min)	Peak Area
Acetaldehyde	-----	1.082	4.494
>Ethanol	0.0863	1.229	51.430
n-Propanol	-----	2.022	167.245

Table 2: FID 2 B (column DB-ALC2)

Compound	Time (min)	Peak Area
Acetaldehyde	0.973	4.458
Ethanol	1.329	48.783
n-Propanol	2.346	158.238

Scottsdale Police Department Crime Lab Volatiles Analysis

Sample: [REDACTED]	Item number: 1156324
Injection date: 6/27/2017 5:04:35 PM	Vial: 15
Method: ethanol quant.M	Sequence: 27Jun17
Instrument: US14173023 CN14160045	Analyst: Adrian
Data file: C:\Chem32\1\Data\27Jun17\15.D	

Dissemination is restricted to Criminal Justice Agencies and authorized personnel only. Dissemination to unauthorized agencies is PROHIBITED. Scottsdale City Prosecutor

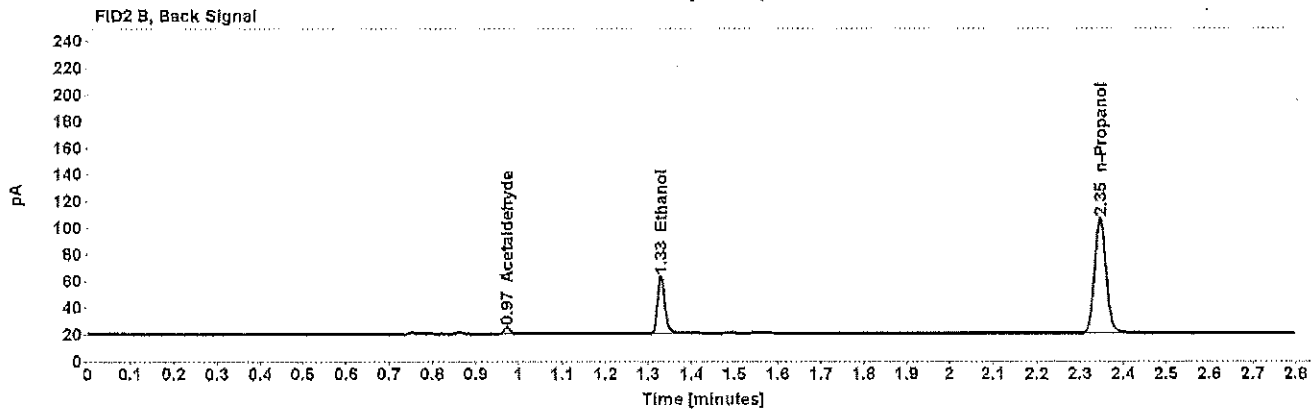
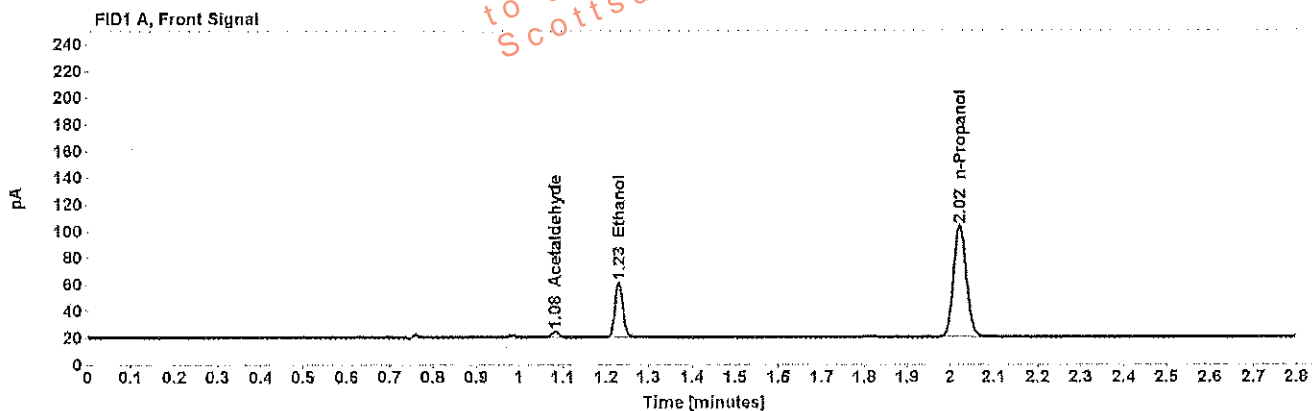


Table 1: FID 1 A (column DB-ALC1)

Compound	Amount (g/100mL)	Time (min)	Peak Area
Acetaldehyde	-----	1.082	4.548
>Ethanol	0.0869	1.230	52.764
n-Propanol	-----	2.022	170.411

Table 2: FID 2 B (column DB-ALC2)

Compound	Time (min)	Peak Area
Acetaldehyde	0.973	4.483
Ethanol	1.329	50.190
n-Propanol	2.346	161.289

Scottsdale Police Department Crime Lab Volatiles Analysis

Sample: [REDACTED]	Item number: 1157101
Injection date: 6/27/2017 5:08:35 PM	Vial: 16
Method: ethanol quant.M	Sequence: 27Jun17
Instrument: US14173023 CN14160045	Analyst: Adrian
Data file: C:\Chem32\11\Data\27Jun17\16.D	

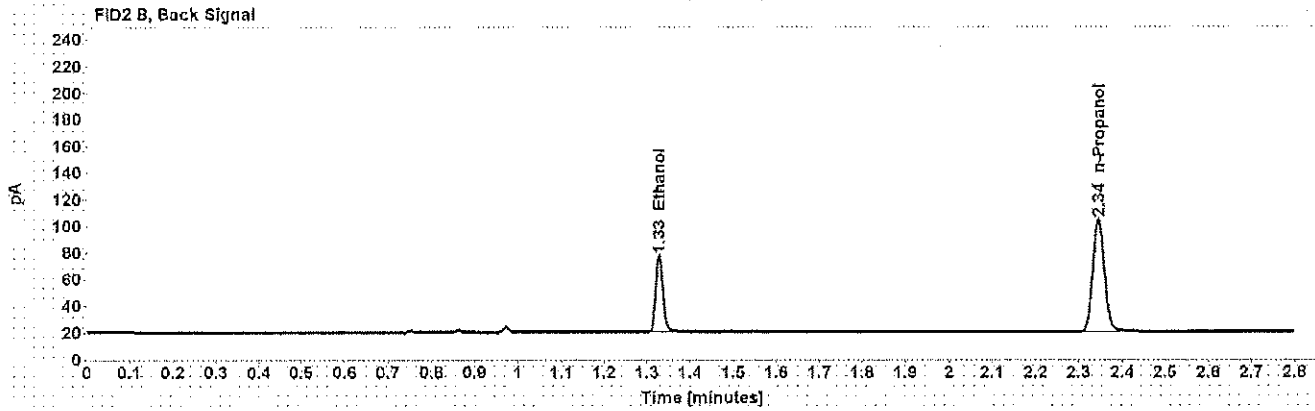
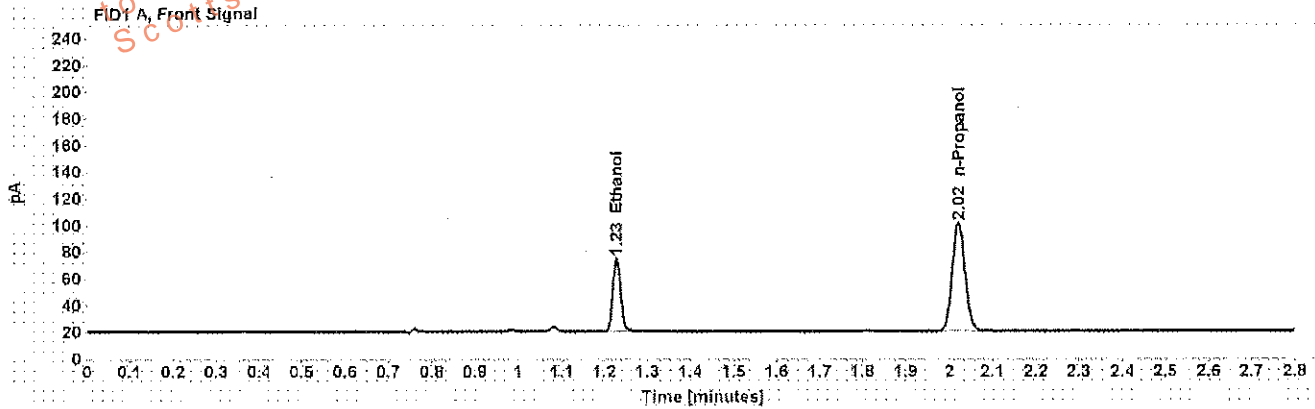


Table 1: FID 1 A (column DB-ALC1)

Compound	Amount (g/100mL)	Time (min)	Peak Area
>Ethanol	0.1183	1.229	70.395
n-Propanol	-----	2.022	166.291

Table 2: FID 2 B (column DB-ALC2)

Compound	Time (min)	Peak Area
Ethanol	1.328	67.171
n-Propanol	2.345	157.383

Scottsdale Police Department Crime Lab Volatiles Analysis

Sample: [REDACTED]	Item number: 1157101
Injection date: 6/27/2017 5:12:34 PM	Vial: 17
Method: ethanol quant.M	Sequence: 27Jun17
Instrument: US14173023 CN14160045	Analyst: Adrian
Data file: C:\Chem32\11\Data\27Jun17\17.D	

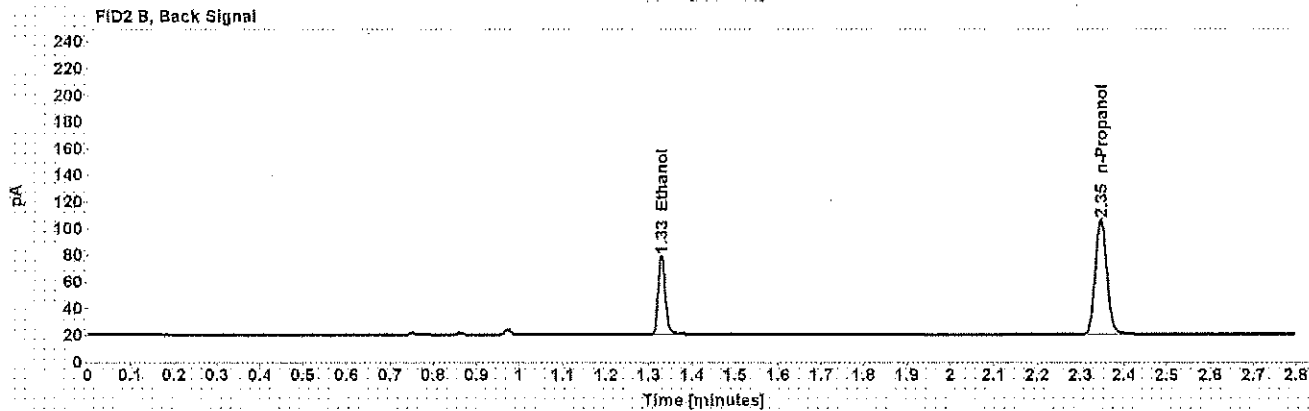
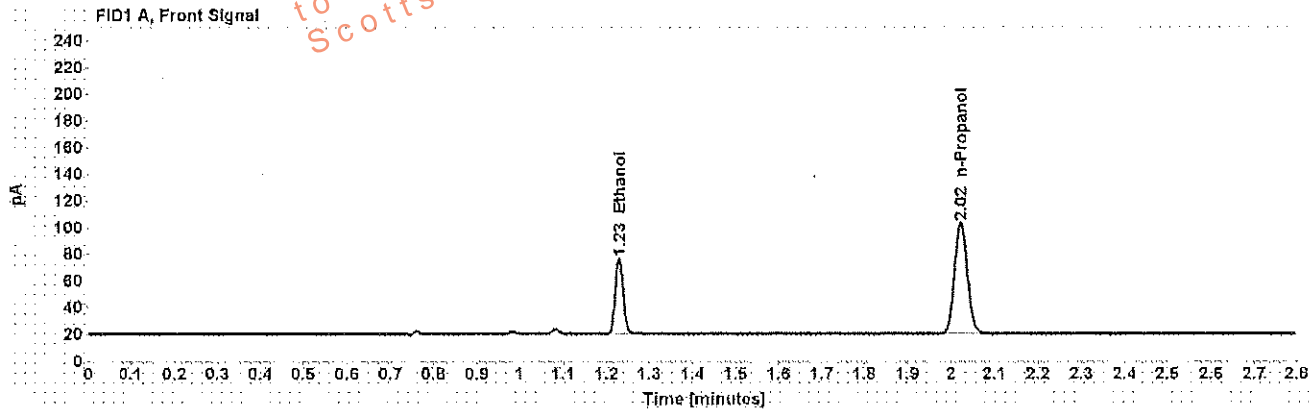


Table 1: FID 1 A (column DB-ALC1)

Compound	Amount (g/100mL)	Time (min)	Peak Area
>Ethanol	0.1190	1.230	72.521
n-Propanol	-----	2.022	170.246

Table 2: FID 2 B (column DB-ALC2)

Compound	Time (min)	Peak Area
Ethanol	1.329	69.166
n-Propanol	2.346	161.064

Scottsdale Police Department Crime Lab Volatiles Analysis

Sample: [REDACTED]	Item number: 1157759
Injection date: 6/27/2017 5:16:35 PM	Vial: 18
Method: ethanol quant.M	Sequence: 27Jun17
Instrument: US14173023 CN14160045	Analyst: Adrian
Data file: C:\Chem32\1\Data\27Jun17\18.D	

Dissemination is restricted to Criminal Justice Agencies and authorized personnel only. Secondary dissemination to unauthorized agencies is PROHIBITED.
 Scottsdale City Prosecutor

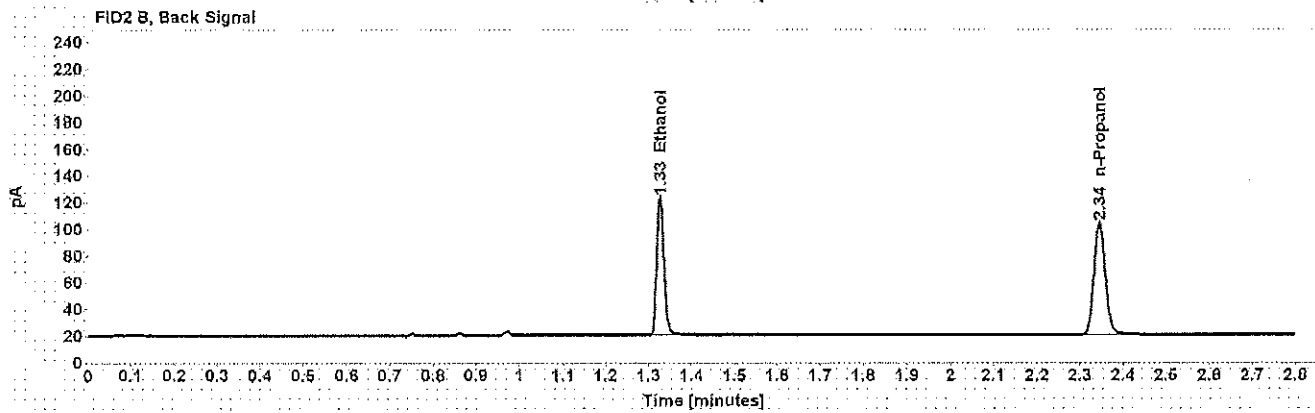
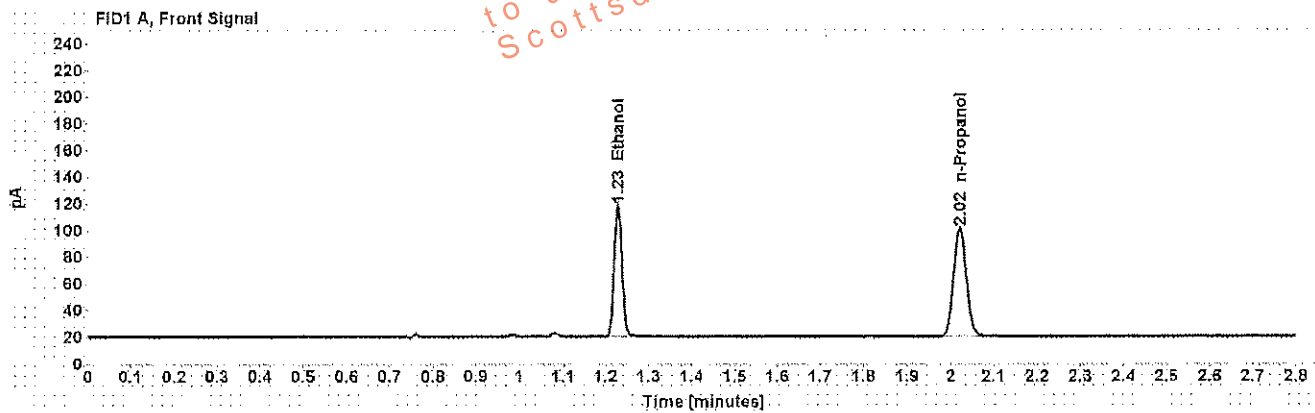


Table 1: FID 1 A (column DB-ALC1)

Compound	Amount (g/100mL)	Time (min)	Peak Area
>Ethanol	0.2111	1.228	125.619
n-Propanol	-----	2.022	165.246

Table 2: FID 2 B (column DB-ALC2)

Compound	Time (min)	Peak Area
Ethanol	1.327	120.185
n-Propanol	2.345	155.784

Scottsdale Police Department Crime Lab Volatiles Analysis

Sample: [REDACTED]	Item number: 1157759
Injection date: 6/27/2017 5:20:50 PM	Vial: 19
Method: ethanol quant.M	Sequence: 27Jun17
Instrument: US14173023,CN14160045	Analyst: Adrian
Data file: C:\Chem321\1Data\27Jun17\19.D	

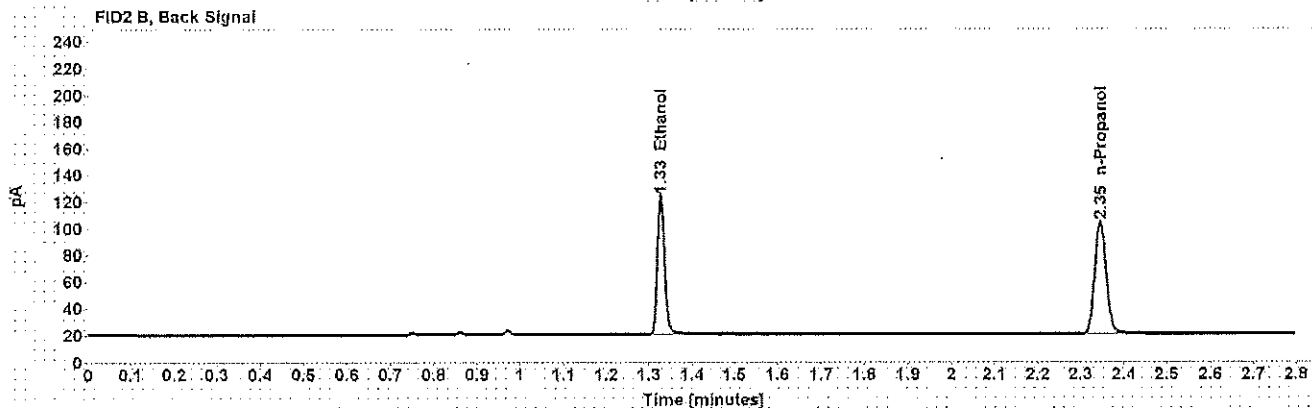
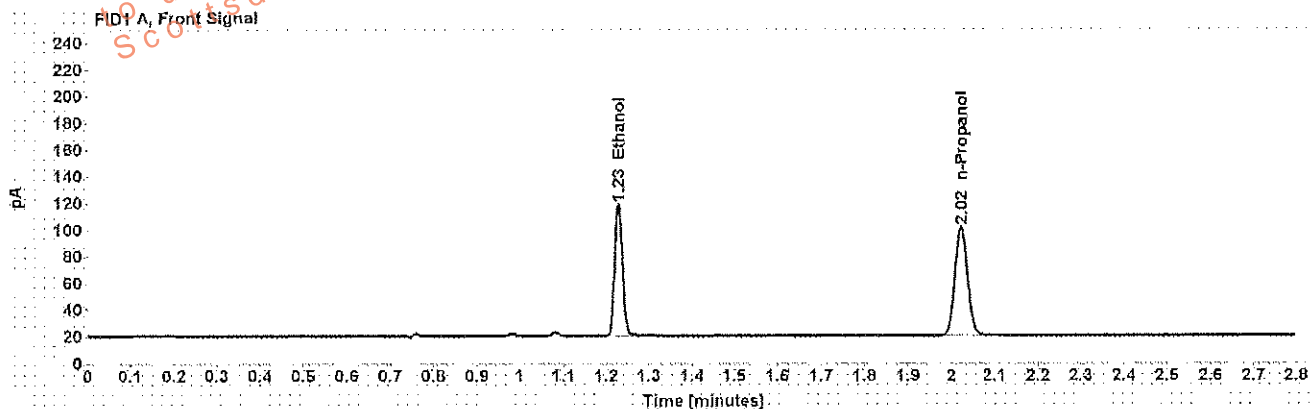


Table 1: FID 1 A (column DB-ALC1)

Compound	Amount (g/100mL)	Time (min)	Peak Area
>Ethanol	0.2117	1.228	126.480
n-Propanol	-----	2.022	165.910

Table 2: FID 2 B (column DB-ALC2)

Compound	Time (min)	Peak Area
Ethanol	1.327	121.059
n-Propanol	2.345	156.370

Scottsdale Police Department Crime Lab Volatiles Analysis

Sample: [REDACTED]	Item number: 1157583
Injection date: 6/27/2017 5:28:50 PM	Vial: 21
Method: ethanol quant.M	Sequence: 27Jun17
Instrument: US14173023 CN14160045	Analyst: Adrian
Data file: C:\Chem32\11\Data\27Jun17\21.D	

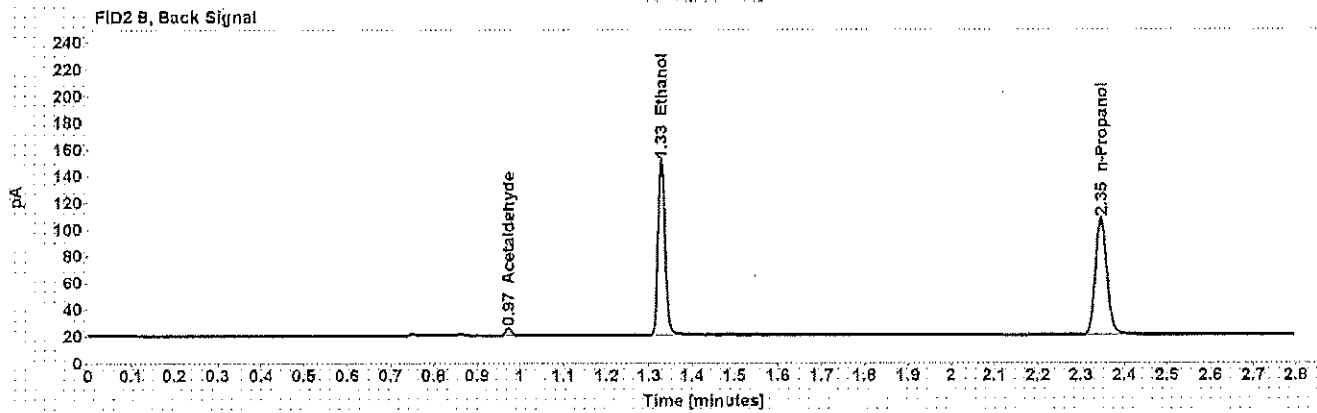
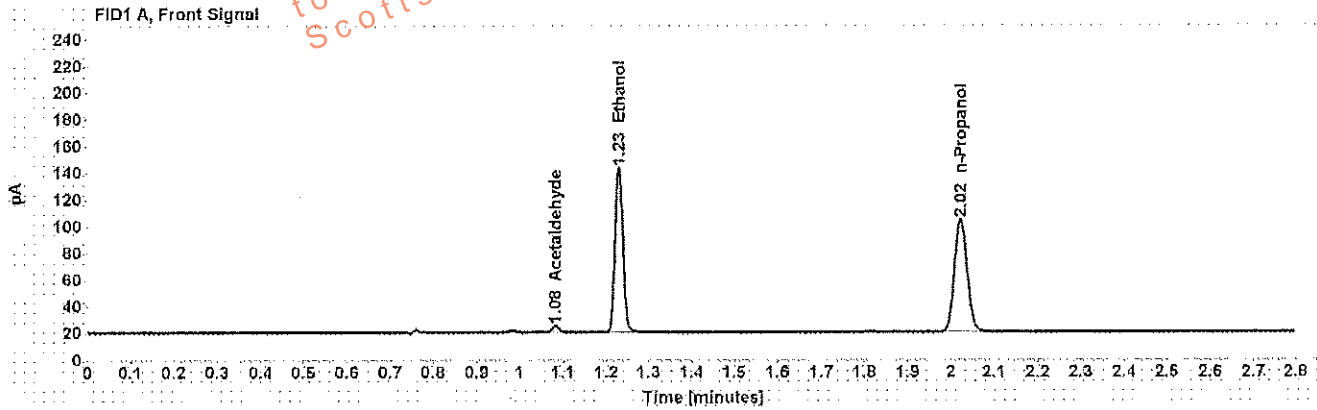


Table 1: FID 1 A (column DB-ALC1)

Compound	Amount (g/100mL)	Time (min)	Peak Area
Acetaldehyde	-----	1.082	5.183
>Ethanol	0.2550	1.229	158.524
n-Propanol	-----	2.022	172.406

Table 2: FID 2 B (column DB-ALC2)

Compound	Time (min)	Peak Area
Acetaldehyde	0.973	5.074
Ethanol	1.328	152.070
n-Propanol	2.346	163.086

Scottsdale Police Department Crime Lab Volatiles Analysis

Sample: [REDACTED]	Item number: 1157583
Injection date: 6/27/2017 5:32:50 PM	Vial: 22
Method: ethanol quant.M	Sequence: 27Jun17
Instrument: US14173023 CN14160045	Analyst: Adrian
Data file: C:\Chem32\1\Data\27Jun17\22.D	

Dissemination is restricted to Criminal Justice Agencies and authorized agencies only. Dissemination to unauthorized agencies is PROHIBITED.
 Scottsdale City Prosecutor

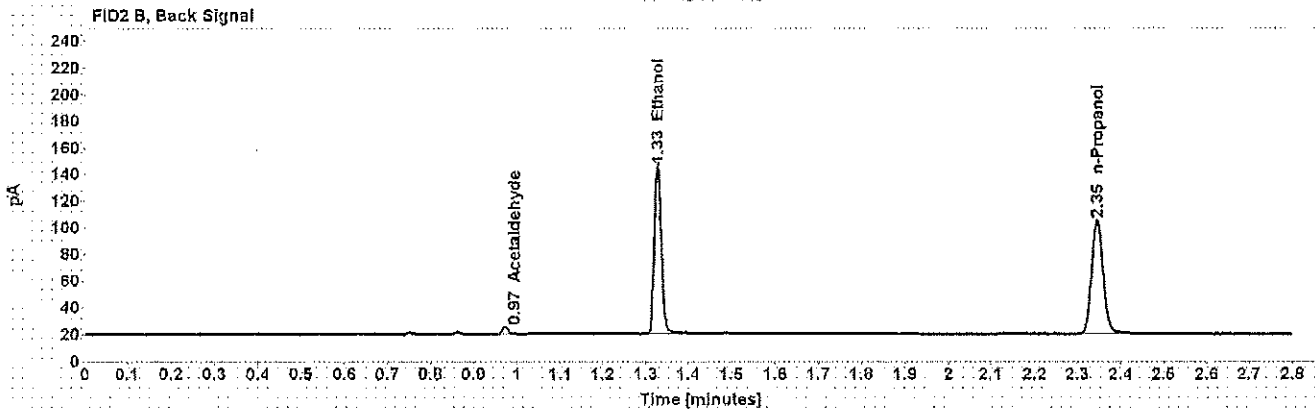
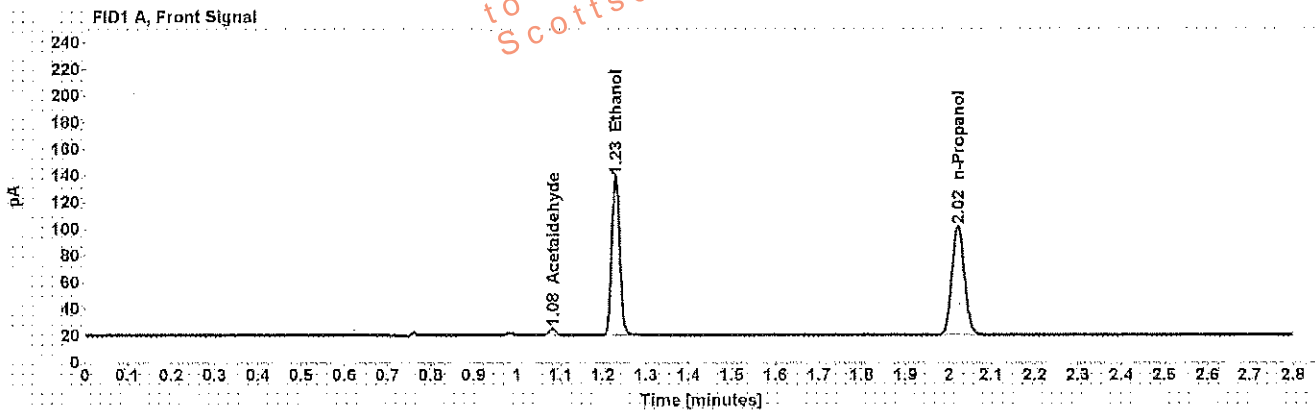


Table 1: FID 1 A (column DB-ALC1)

Compound	Amount (g/100mL)	Time (min)	Peak Area
Acetaldehyde	-----	1.082	5.098
>Ethanol	0.2539	1.229	152.939
n-Propanol	-----	2.022	167.112

Table 2: FID 2 B (column DB-ALC2)

Compound	Time (min)	Peak Area
Acetaldehyde	0.973	5.023
Ethanol	1.328	146.806
n-Propanol	2.346	157.928

Scottsdale Police Department Crime Lab Volatiles Analysis

Sample: [REDACTED]	Item number: 1156611
Injection date: 6/27/2017 5:36:49 PM	Vial: 23
Method: ethanol quant.M	Sequence: 27Jun17
Instrument: US14173023 CN14160045	Analyst: Adrian
Data file: C:\Chem3211\Data\27Jun17\23.D	

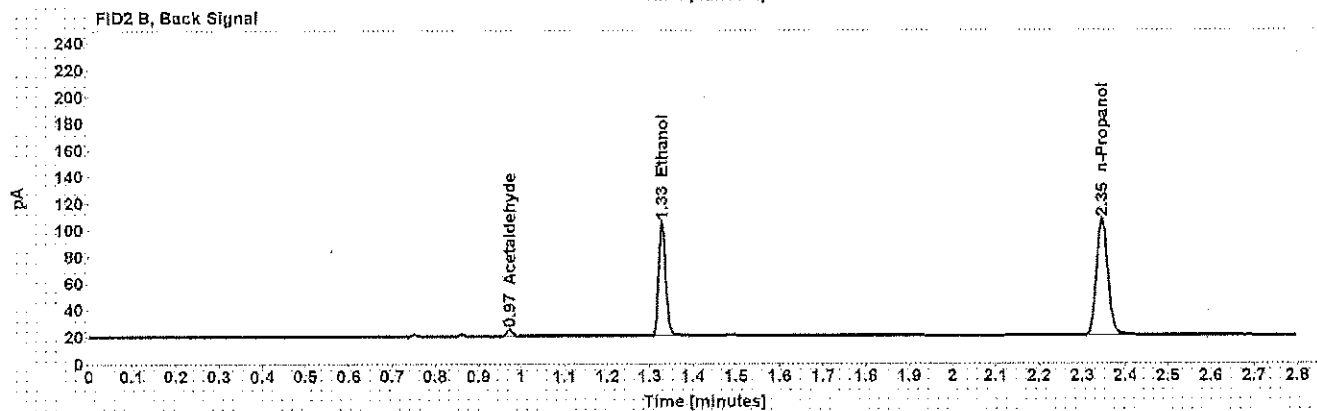
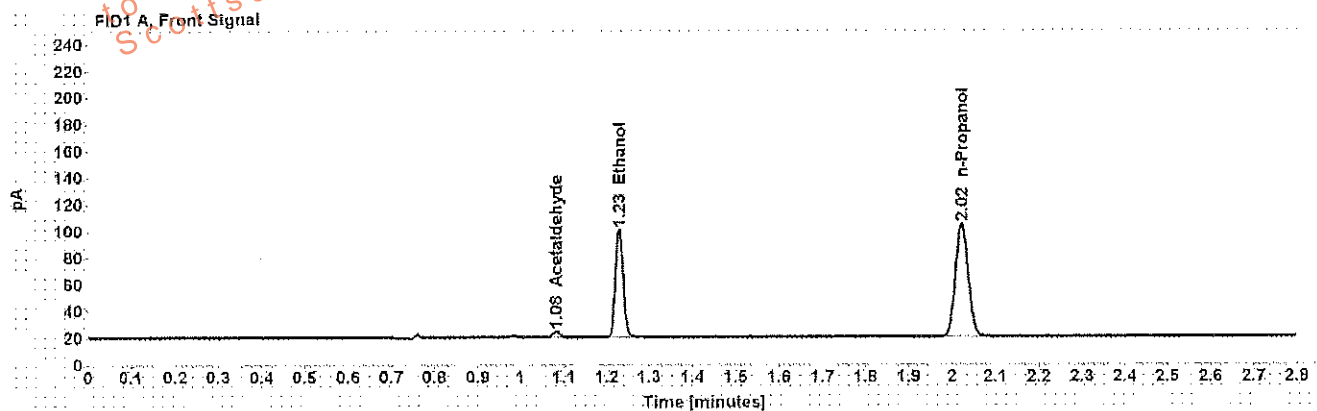


Table 1: FID 1 A (column DB-ALC1)

Compound	Amount (g/100mL)	Time (min)	Peak Area
Acetaldehyde	-----	1.082	4.723
>Ethanol	0.1878	1.229	104.356
n-Propanol	-----	2.022	173.016

Table 2: FID 2 B (column DB-ALC2)

Compound	Time (min)	Peak Area
Acetaldehyde	0.973	4.700
Ethanol	1.328	99.513
n-Propanol	2.346	163.357

Scottsdale Police Department Crime Lab Volatiles Analysis

Sample: [REDACTED]	Item number: 1156611
Injection date: 6/27/2017 5:40:50 PM	Vial: 24
Method: ethanol quant.M	Sequence: 27Jun17
Instrument: US14173023 CN14160045	Analyst: Adrian
Data file: C:\Chem3211\Data\27Jun17\24.D	

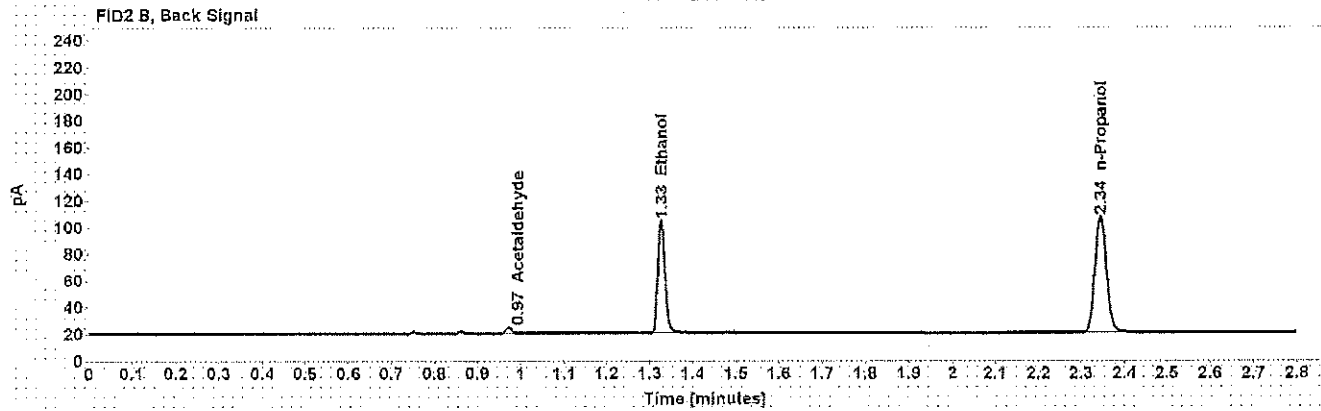
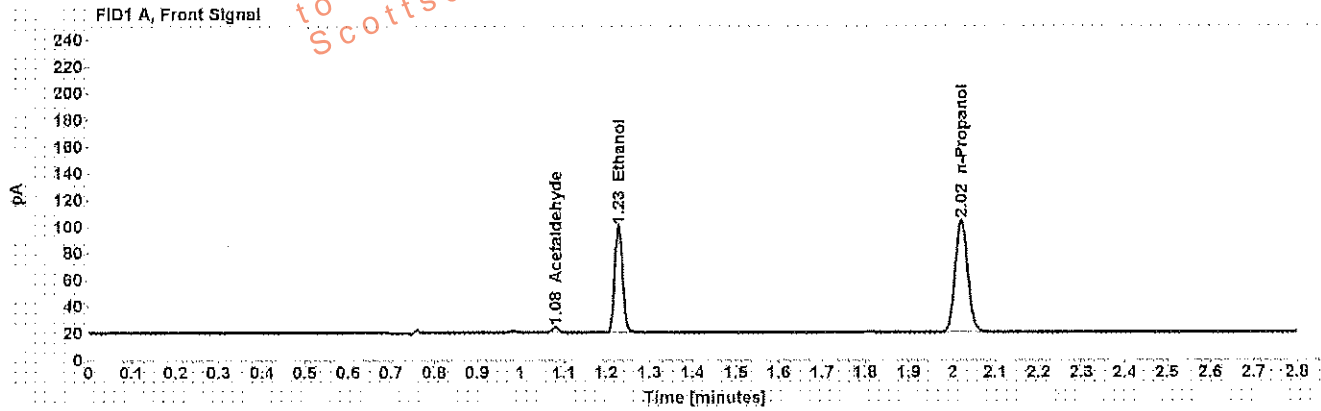


Table 1: FID 1 A (column DB-ALC1)

Compound	Amount (g/100mL)	Time (min)	Peak Area
Acetaldehyde	-----	1.081	4.446
>Ethanol	0.1663	1.228	102.870
n-Propanol	-----	2.021	172.156

Table 2: FID 2 B (column DB-ALC2)

Compound	Time (min)	Peak Area
Acetaldehyde	0.972	4.551
Ethanol	1.327	98.200
n-Propanol	2.344	162.537

Scottsdale Police Department Crime Lab Volatiles Analysis

Sample: [REDACTED]	Item number: 1156365
Injection date: 6/27/2017 5:45:04 PM	Vial: 25
Method: ethanol quant.M	Sequence: 27Jun17
Instrument: US14173023 CN14160045	Analyst: Adrian
Data file: C:\Chem32\1\Data\27Jun17\25.D	

Dissemination is restricted to Criminal Justice Agencies and authorized agencies only. Dissemination to unauthorized agencies is PROHIBITED.
 Scottsdale City Prosecutor

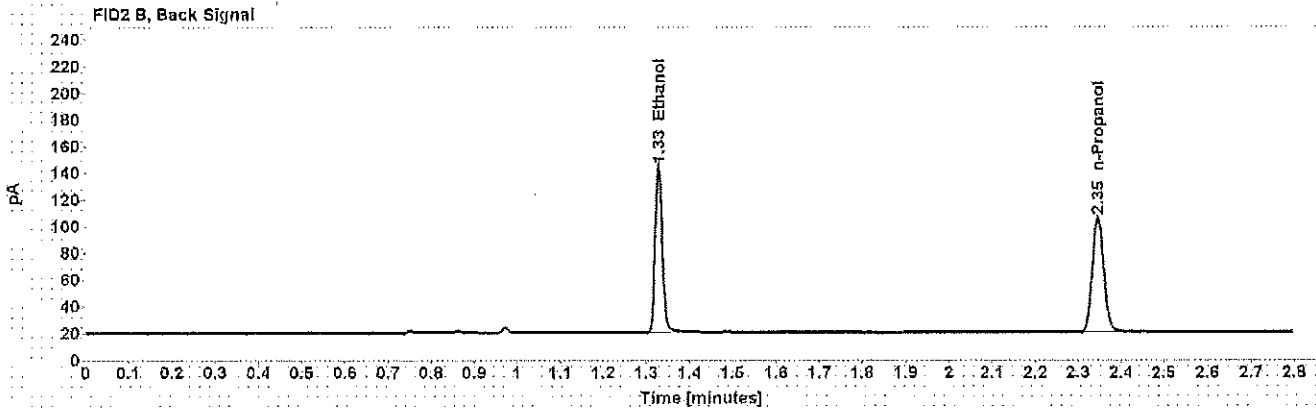
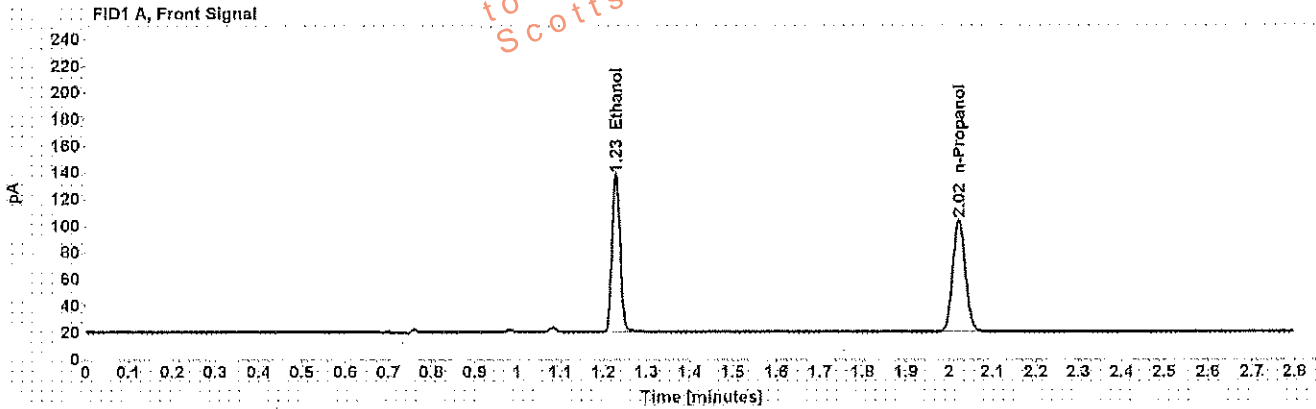


Table 1: FID 1 A (column DB-ALC1)

Compound	Amount (g/100mL)	Time (min)	Peak Area
>Ethanol	0.2465	1.229	151.854
n-Propanol	-----	2.022	170.873

Table 2: FID 2 B (column DB-ALC2)

Compound	Time (min)	Peak Area
Ethanol	1.328	145.707
n-Propanol	2.345	160.463

Scottsdale Police Department Crime Lab Volatiles Analysis

Sample: [REDACTED]	Item number: 1156365
Injection date: 6/27/2017 5:49:04 PM	Vial: 26
Method: ethanol quant.M	Sequence: 27Jun17
Instrument: US14173023 CN14160045	Analyst: Adrian
Data file: C:\Chem3211\Data\27Jun17\26.D	

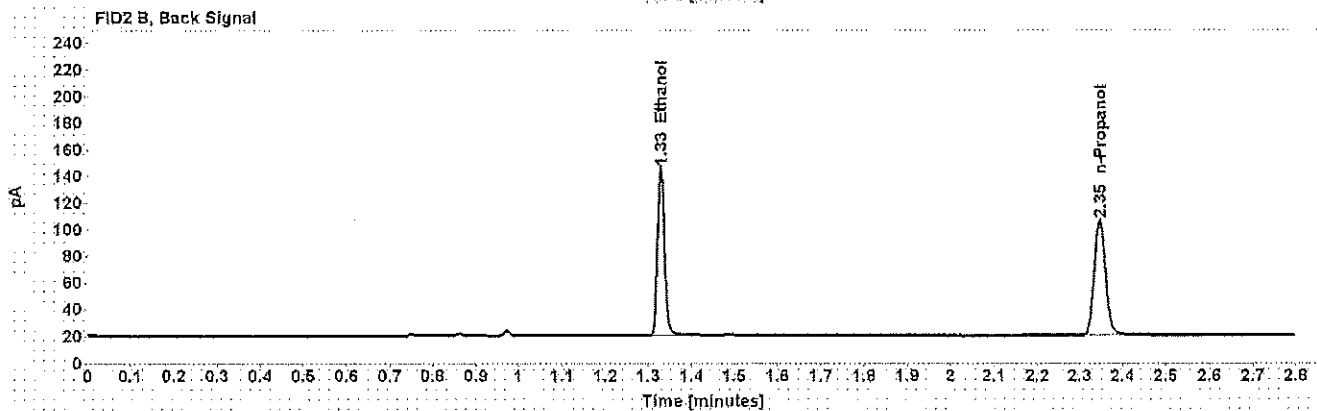
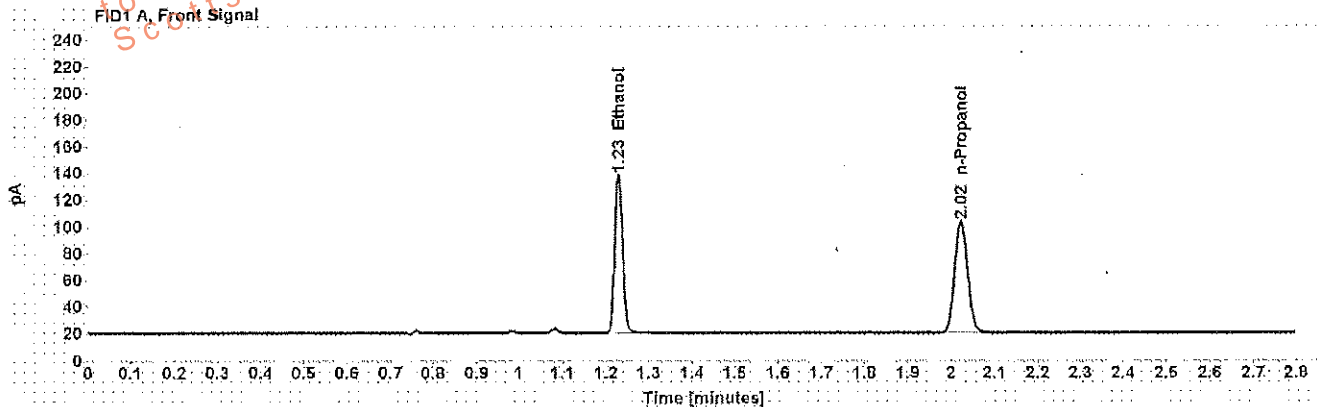


Table 1: FID 1 A (column DB-ALC1)

Compound	Amount (g/100mL)	Time (min)	Peak Area
>Ethanol	0.2485	1.229	152.801
n-Propanol	-----	2.022	170.576

Table 2: FID 2 B (column DB-ALC2)

Compound	Time (min)	Peak Area
Ethanol	1.329	146.508
n-Propanol	2.346	160.314

Scottsdale Police Department Crime Lab Volatiles Analysis

Sample: [REDACTED]	Item number: 1136544
Injection date: 6/27/2017 5:53:04 PM	Vial: 27
Method: ethanol quant.M	Sequence: 27Jun17
Instrument: US14173023 CN14160045	Analyst: Adrian
Data file: C:\Chem3211\Data\27Jun17\27.D	

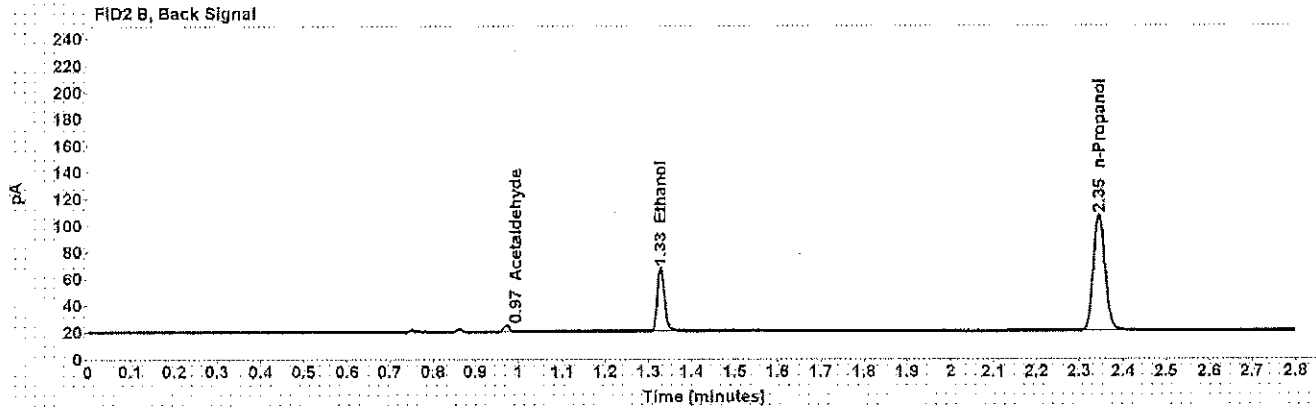
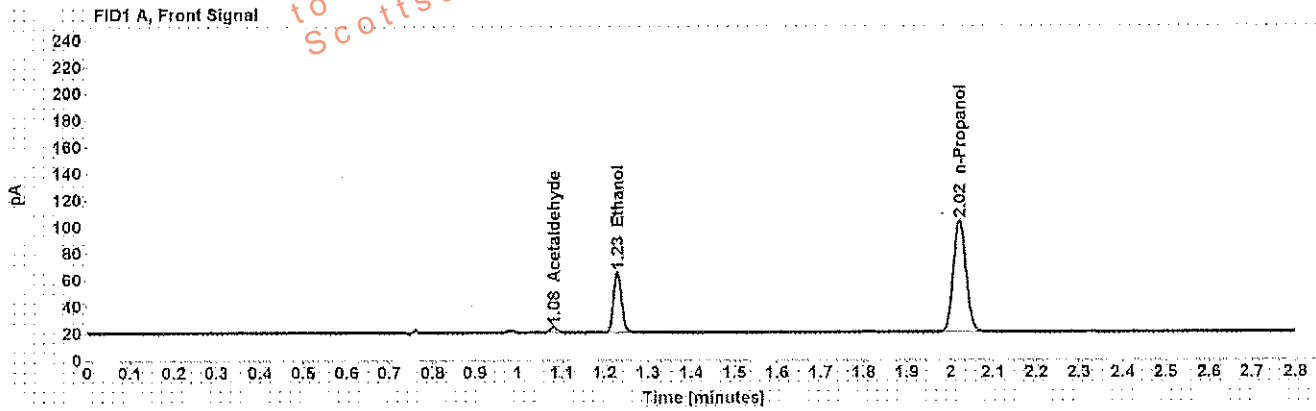


Table 1: FID 1 A (column DB-ALC1)

Compound	Amount (g/100mL)	Time (min)	Peak Area
Acetaldehyde	-----	1.082	4.547
>Ethanol	0.0956	1.229	58.459
n-Propanol	-----	2.022	171.441

Table 2: FID 2 B (column DB-ALC2)

Compound	Time (min)	Peak Area
Acetaldehyde	0.972	4.417
Ethanol	1.328	55.757
n-Propanol	2.345	162.407

Scottsdale Police Department Crime Lab Volatiles Analysis

Sample: [REDACTED]	Item number: 1136544
Injection date: 6/27/2017 5:57:05 PM	Vial: 28
Method: ethanol quant.M	Sequence: 27Jun17
Instrument: US14173023 CN14160045	Analyst: Adrian
Data file: C:\Chem32\1\Data\27Jun17\28.D	

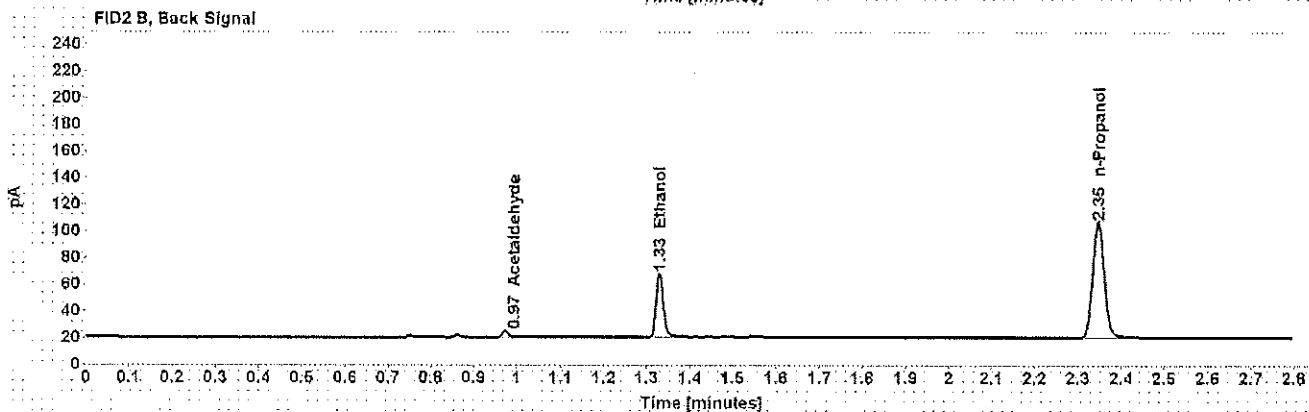
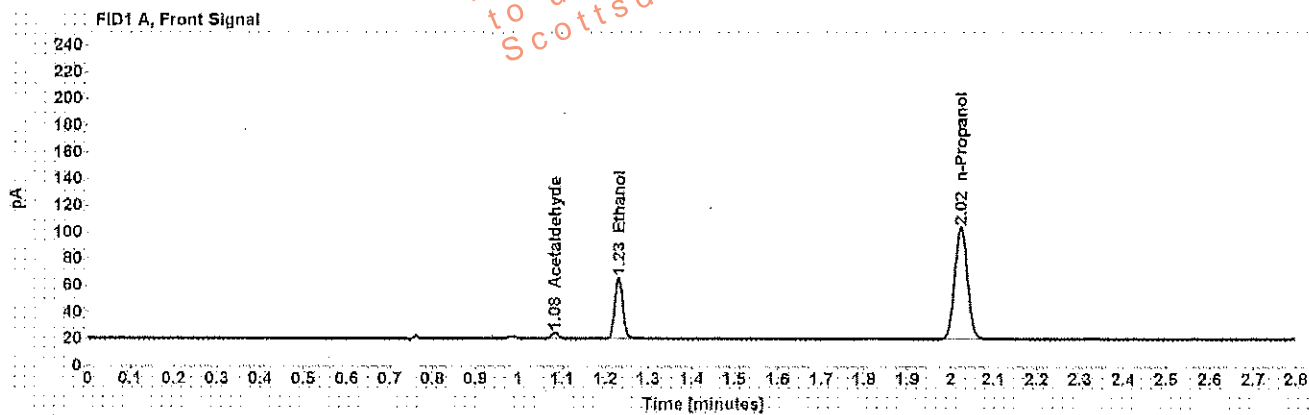


Table 1: FID 1 A (column DB-ALC1)

Compound	Amount (g/100mL)	Time (min)	Peak Area
Acetaldehyde	-----	1.082	4.524
>Ethanol	0.0967	1.230	59.056
n-Propanol	-----	2.023	171.139

Table 2: FID 2 B (column DB-ALC2)

Compound	Time (min)	Peak Area
Acetaldehyde	0.973	4.463
Ethanol	1.329	56.279
n-Propanol	2.346	162.314

Scottsdale Police Department Crime Lab Volatiles Analysis

Sample: [REDACTED]	Item number: 1158752
Injection date: 6/27/2017 6:01:04 PM	Vial: 29
Method: ethanol quant.M	Sequence: 27Jun17
Instrument: US14173023 CN14160045	Analyst: Adrian
Data file: C:\Chem32\1\Data\27Jun17\29.D	

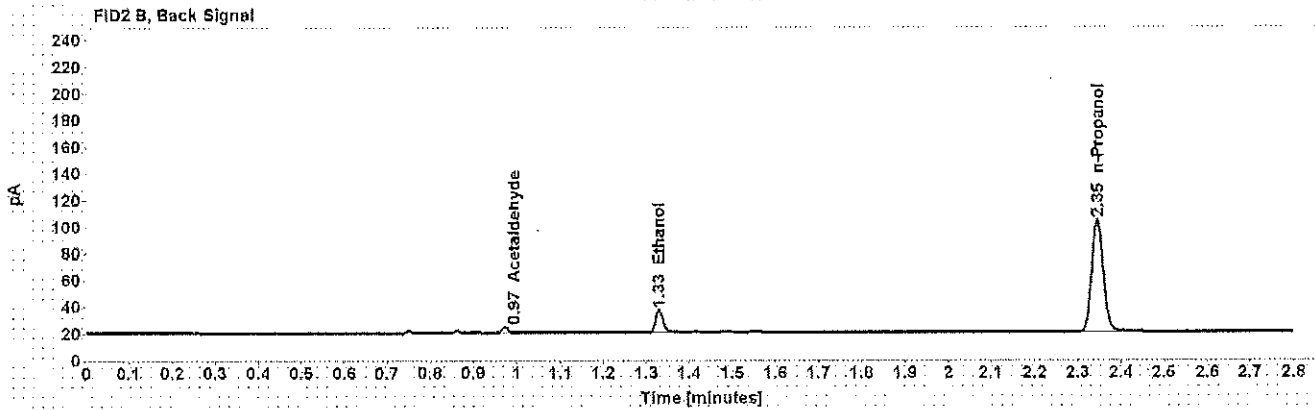
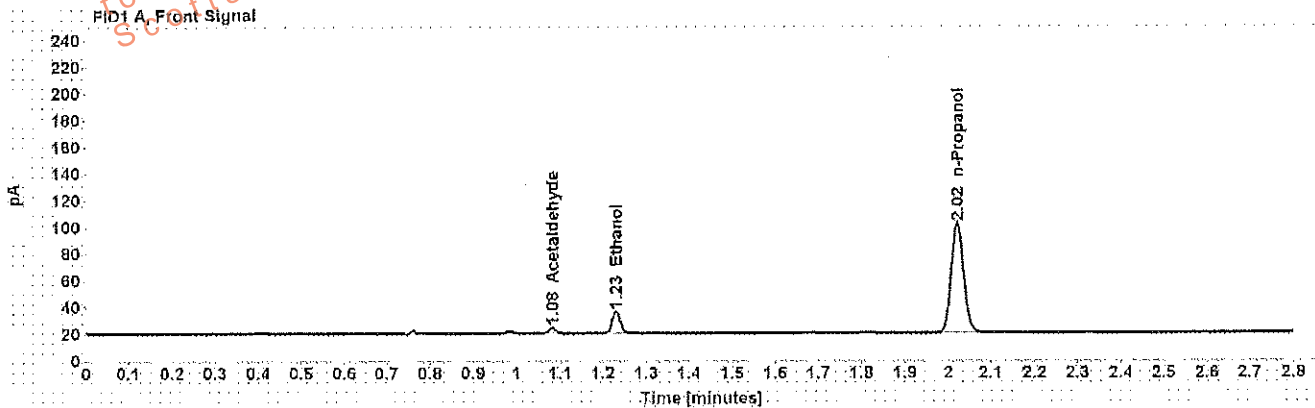


Table 1: FID 1 A (column DB-ALC1)

Compound	Amount (g/100mL)	Time (min)	Peak Area
Acetaldehyde	-----	1.082	4.231
>Ethanol	0.0363	1.230	21.017
n-Propanol	-----	2.022	166.991

Table 2: FID 2 B (column DB-ALC2)

Compound	Time (min)	Peak Area
Acetaldehyde	0.972	4.104
Ethanol	1.329	20.157
n-Propanol	2.345	157.539

Scottsdale Police Department Crime Lab Volatiles Analysis

Sample: [REDACTED]	Item number: 1158752
Injection date: 6/27/2017 6:05:05 PM	Vial: 30
Method: ethanol quant.M	Sequence: 27Jun17
Instrument: US14173023 CN14160045	Analyst: Adrian
Data file: C:\Chem321\1Data\27Jun17\30.D	

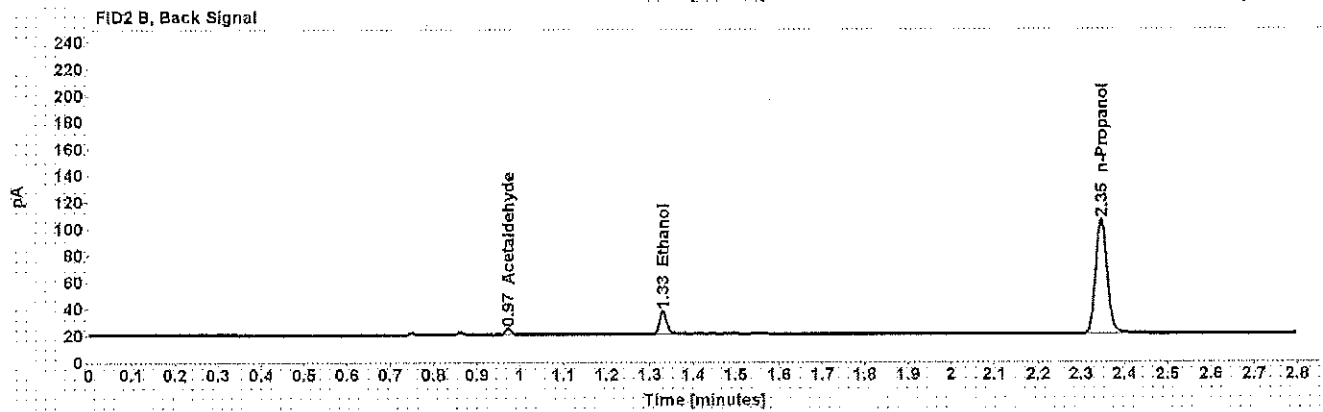
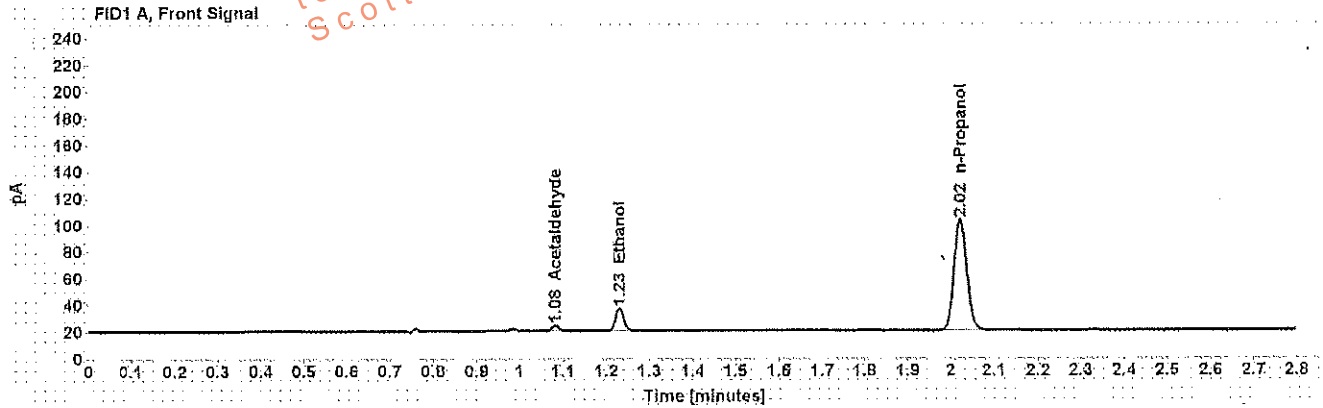


Table 1: FID 1 A (column DB-ALC1)

Compound	Amount (g/100mL)	Time (min)	Peak Area
Acetaldehyde	-----	1.082	4.211
>Ethanol	0.0366	1.230	21.532
n-Propanol	-----	2.022	169.408

Table 2: FID 2 B (column DB-ALC2)

Compound	Time (min)	Peak Area
Acetaldehyde	0.973	4.080
Ethanol	1.330	20.653
n-Propanol	2.346	160.145

Scottsdale Police Department Crime Lab Volatiles Analysis

Sample: [REDACTED]	Item number: 91157518
Injection date: 6/27/2017 6:13:19 PM	Vial: 32
Method: ethanol quant.M	Sequence: 27Jun17
Instrument: US14173023 CN14160045	Analyst: Adrian
Data file: C:\Chem32\1\Data\27Jun17\32.D	

Dissemination is restricted to Criminal Justice Agencies and authorized personnel only. Dissemination to unauthorized agencies is PROHIBITED.
 Scottsdale City Prosecutor

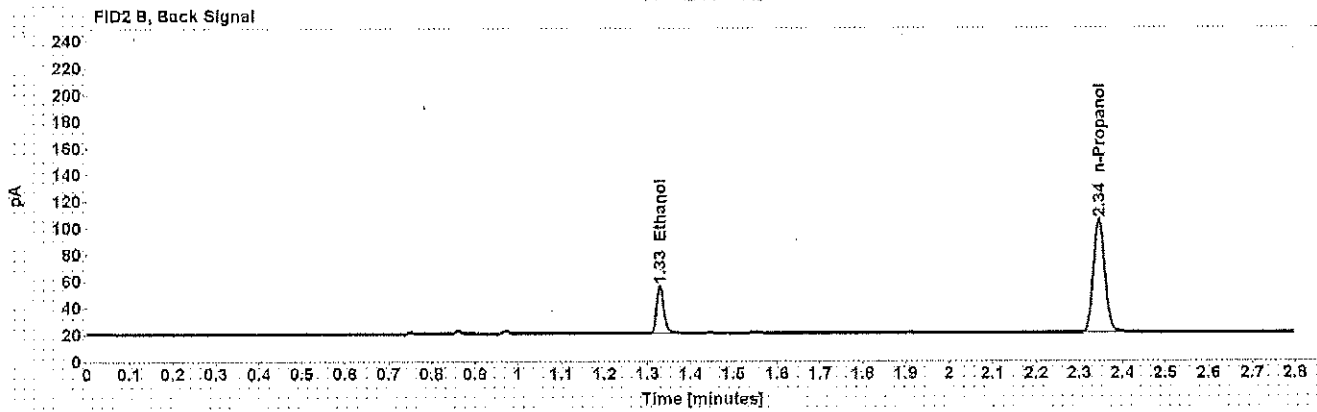
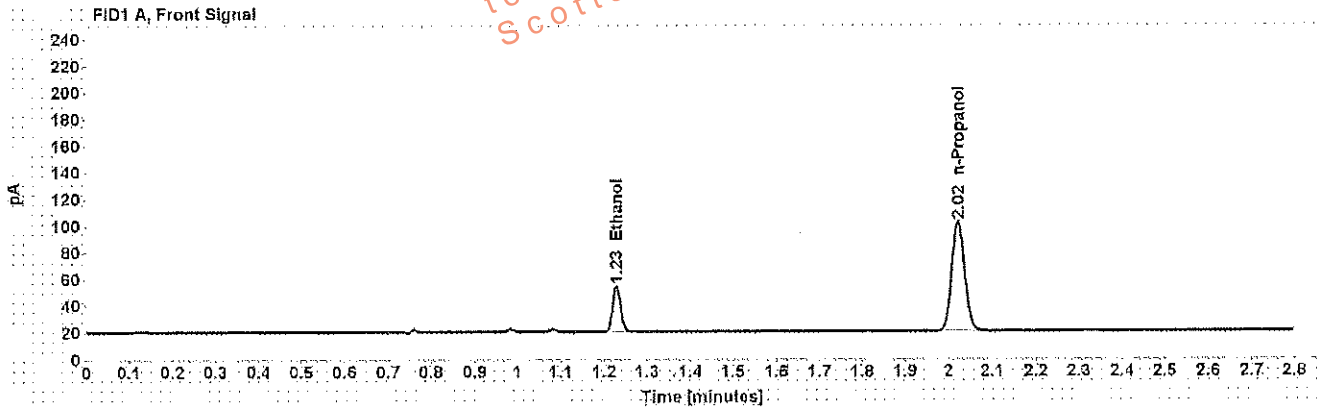


Table 1: FID 1 A (column DB-ALC1)

Compound	Amount (g/100mL)	Time (min)	Peak Area
>Ethanol	0.0742	1.229	44.024
n-Propanol	-----	2.022	167.063

Table 2: FID 2 B (column DB-ALC2)

Compound	Time (min)	Peak Area
Ethanol	1.328	41.767
n-Propanol	2.345	158.133

Scottsdale Police Department Crime Lab Volatiles Analysis

Sample: [REDACTED]	Item number: 1157518
Injection date: 6/27/2017 6:17:19 PM	Vial: 33
Method: ethanol quant.M	Sequence: 27Jun17
Instrument: US14173023 CN14160045	Analyst: Adrian
Data file: C:\Chem32\11\Data\27Jun17\33.D	

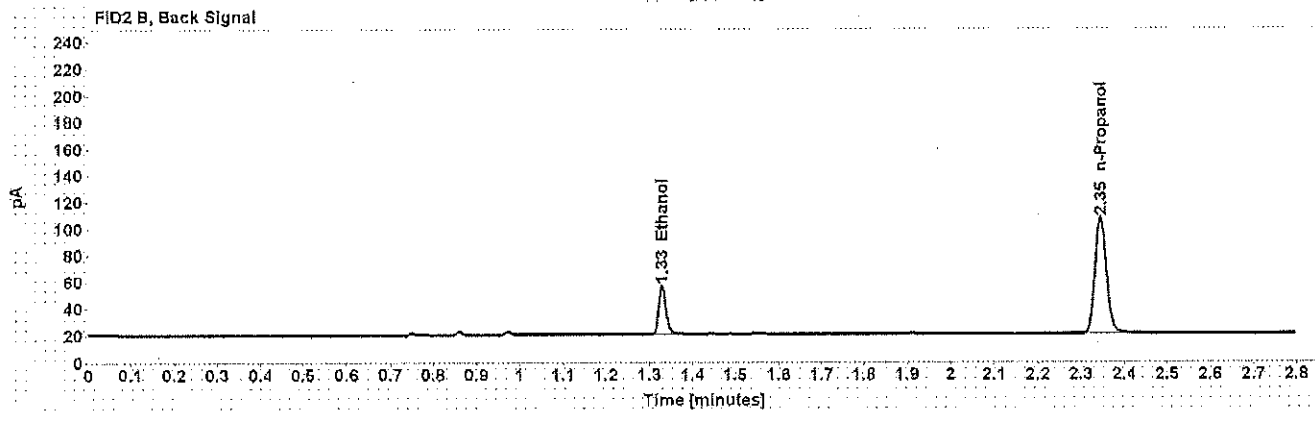
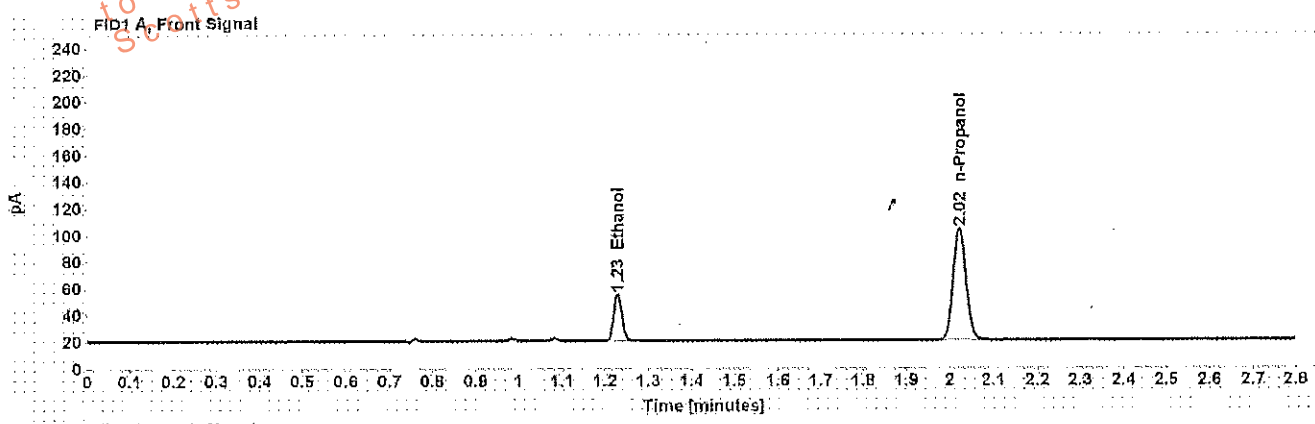


Table 1: FID 1 A (column DB-ALC1)

Compound	Amount (g/100mL)	Time (min)	Peak Area
>Ethanol	0.0743	1.229	45.119
n-Propanol	-----	2.022	171.017

Table 2: FID 2 B (column DB-ALC2)

Compound	Time (min)	Peak Area
Ethanol	1.329	42.932
n-Propanol	2.345	161.755

Scottsdale Police Department Crime Lab Volatiles Analysis

Sample: [REDACTED]	Item number: 1157514
Injection date: 6/27/2017 6:21:19 PM	Vial: 34
Method: ethanol quant.M	Sequence: 27Jun17
Instrument: US14173023 CN14160045	Analyst: Adrian
Data file: C:\Chem3211\Data\27Jun17\34.D	

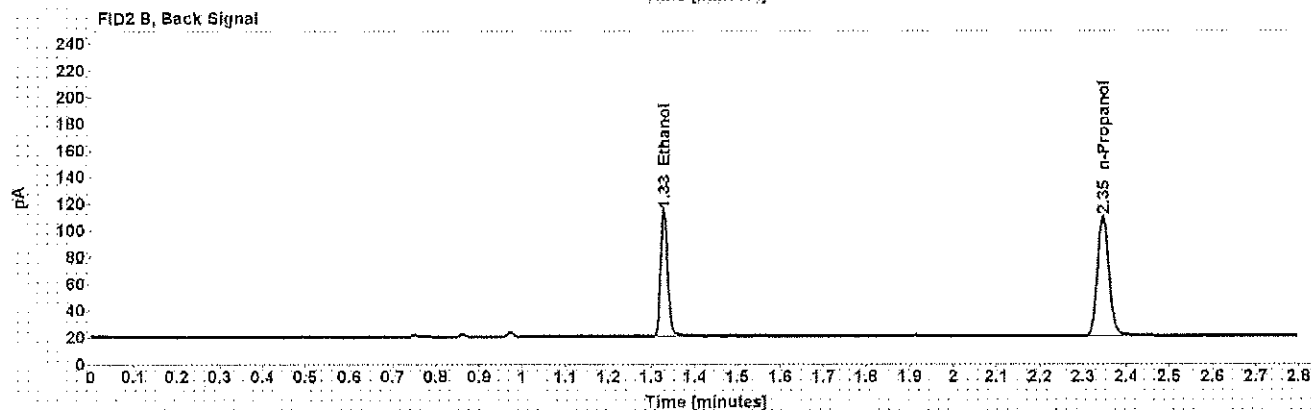
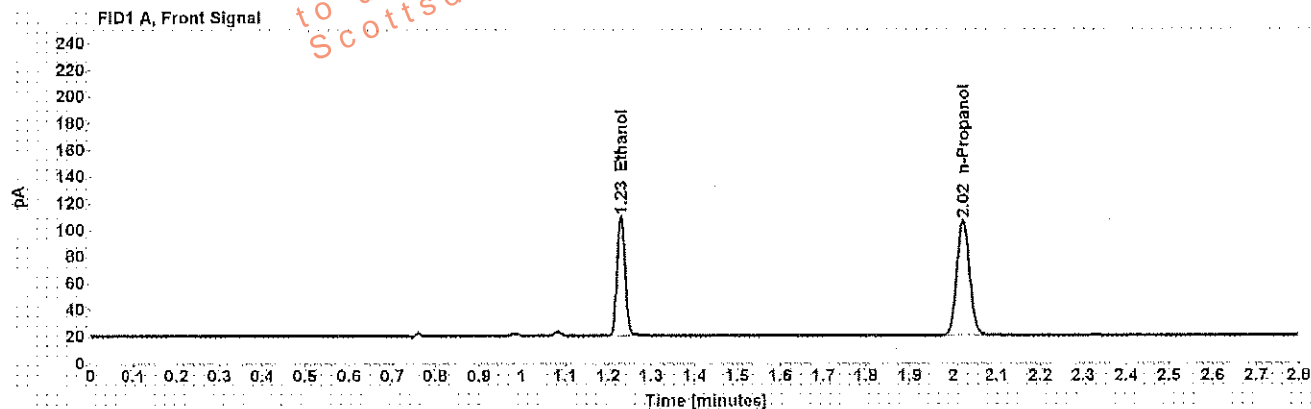


Table 1: FID 1 A (column DB-ALC1)

Compound	Amount (g/100mL)	Time (min)	Peak Area
>Ethanol	0.1813	1.229	115.052
n-Propanol	-----	2.022	176.483

Table 2: FID 2 B (column DB-ALC2)

Compound	Time (min)	Peak Area
Ethanol	1.329	110.053
n-Propanol	2.346	166.792

Scottsdale Police Department Crime Lab Volatiles Analysis

Sample: [REDACTED]	Item number: 1157514
Injection date: 6/27/2017 6:25:20 PM	Vial: 35
Method: ethanol quant.M	Sequence: 27Jun17
Instrument: US14173023 CN14160045	Analyst: Adrian
Data file: C:\Chem32\1\Data\27Jun17\35.D	

Dissemination is restricted to Criminal Justice Agencies and authorized personnel only. Dissemination to unauthorized agencies is PROHIBITED.
 Scottsdale City Prosecutor

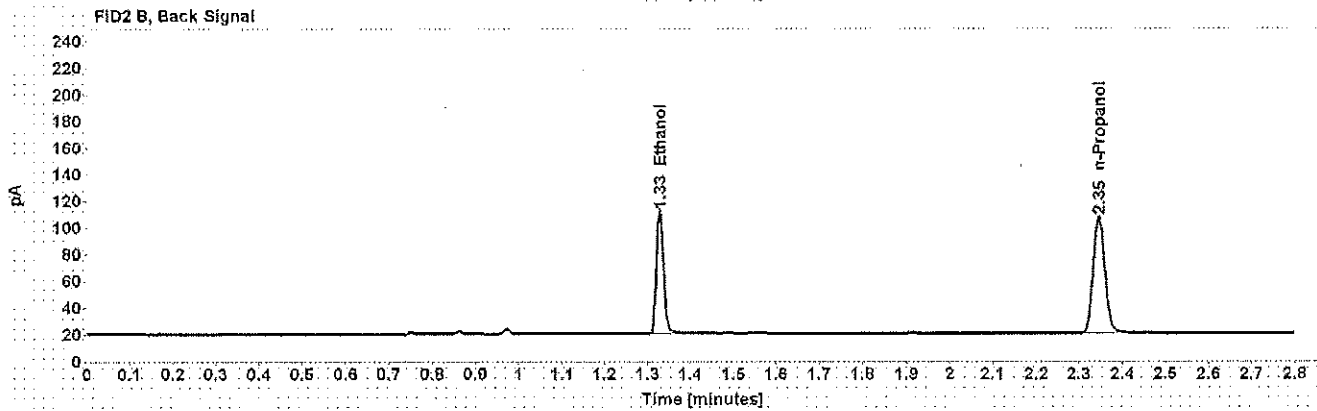
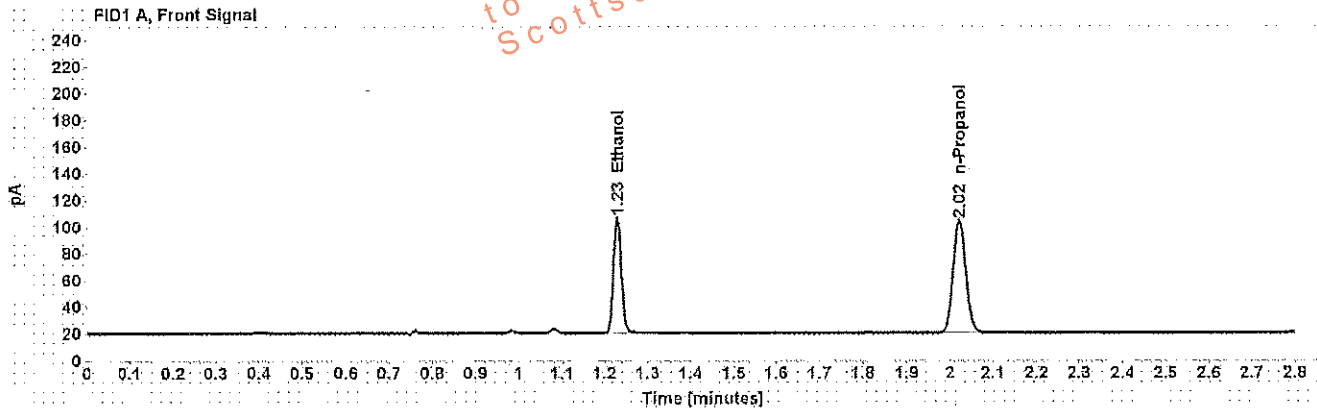


Table 1: FID 1 A (column DB-ALC1)

Compound	Amount (g/100mL)	Time (min)	Peak Area
>Ethanol	0.1808	1.229	111.597
n-Propanol	-----	2.022	171.591

Table 2: FID 2 B (column DB-ALC2)

Compound	Time (min)	Peak Area
Ethanol	1.328	106.937
n-Propanol	2.346	162.116

Scottsdale Police Department Crime Lab Volatiles Analysis

Sample: [REDACTED]	Item number: 1157516
Injection date: 6/27/2017 6:29:19 PM	Vial: 36
Method: ethanol quant.M	Sequence: 27Jun17
Instrument: US14173023 CN14160045	Analyst: Adrian
Data file: C:\Chem32\11\Data\27Jun17\36.D	

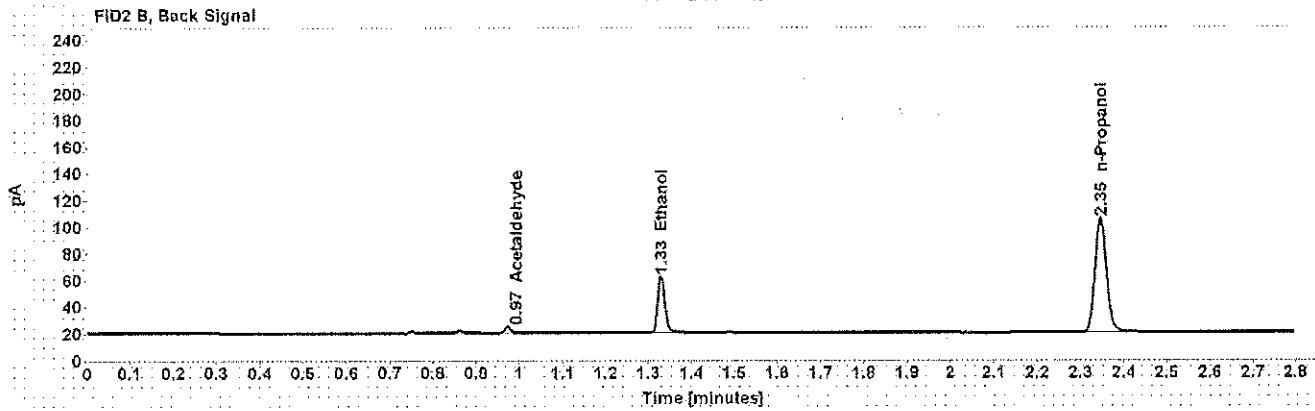
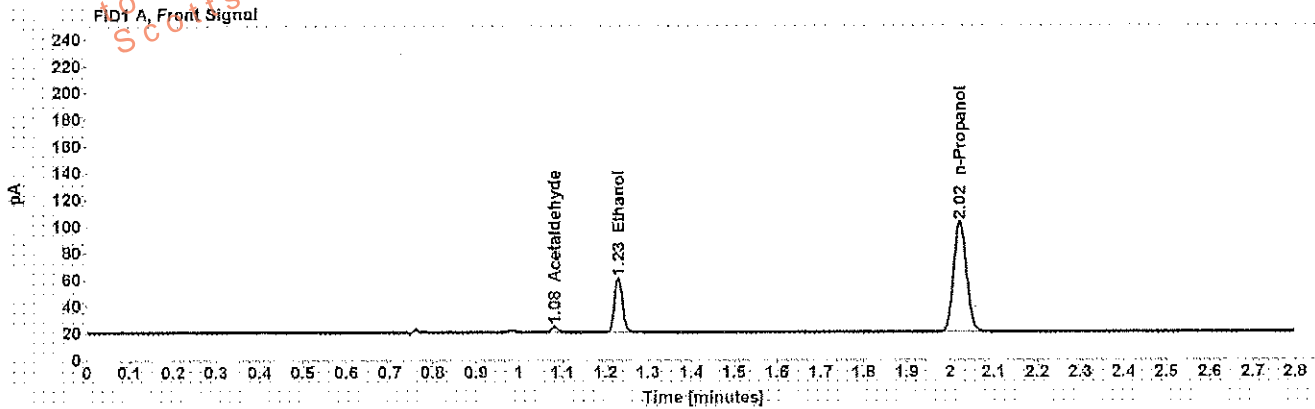


Table 1: FID 1 A (column DB-ALC1)

Compound	Amount (g/100mL)	Time (min)	Peak Area
Acetaldehyde	-----	1.082	4.405
>Ethanol	0.0871	1.230	52.533
n-Propanol	-----	2.022	169.246

Table 2: FID 2 B (column DB-ALC2)

Compound	Time (min)	Peak Area
Acetaldehyde	0.973	4.328
Ethanol	1.329	50.235
n-Propanol	2.346	159.544

Scottsdale Police Department Crime Lab Volatiles Analysis

Sample: [REDACTED]	Item number: 1157516
Injection date: 6/27/2017 6:33:34 PM	Vial: 37
Method: ethanol quant.M	Sequence: 27Jun17
Instrument: US14173023 N14160045	Analyst: Adrian
Data file: C:\Chem3211\Data\27Jun17\37.D	

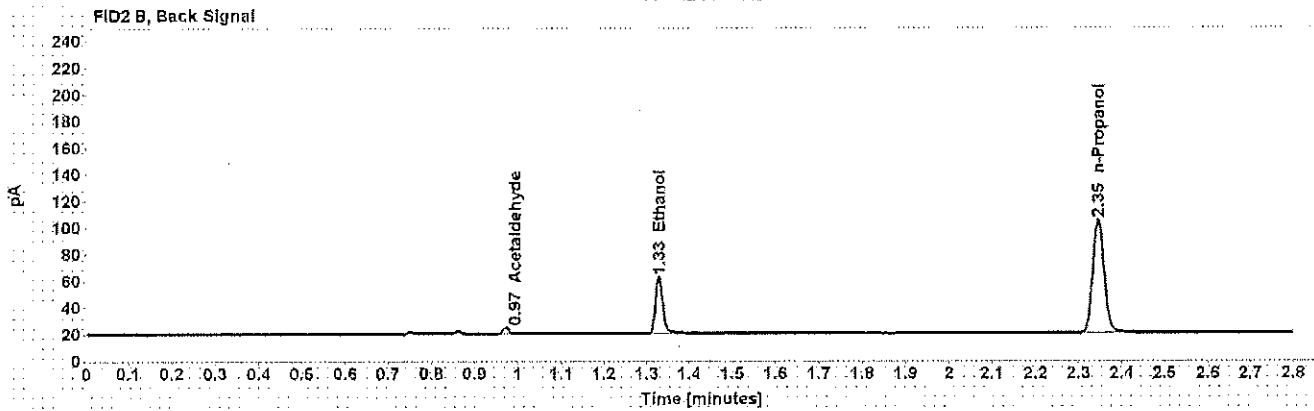
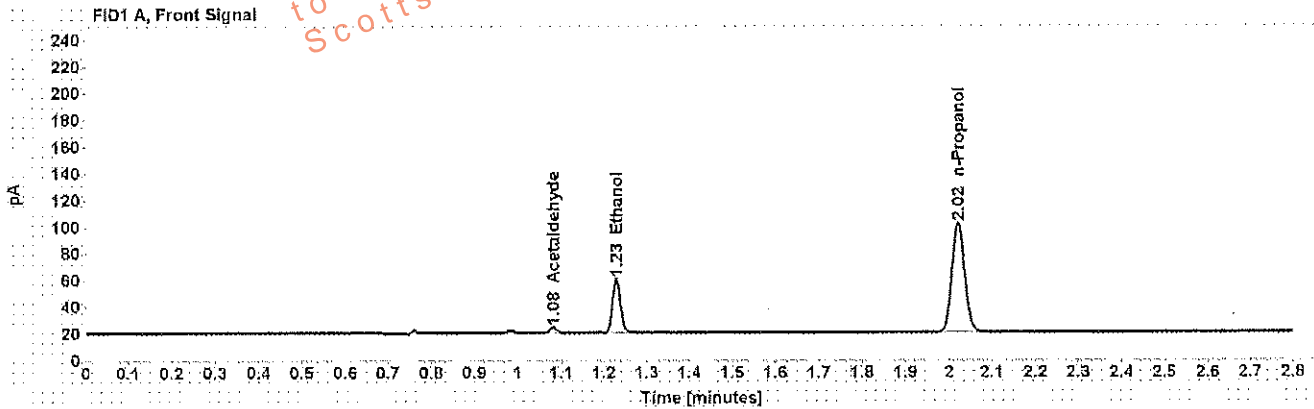


Table 1: FID 1 A (column DB-ALC1)

Compound	Amount (g/100mL)	Time (min)	Peak Area
Acetaldehyde	-----	1.082	4.366
>Ethanol	0.0871	1.229	52.059
n-Propanol	-----	2.022	167.709

Table 2: FID 2 B (column DB-ALC2)

Compound	Time (min)	Peak Area
Acetaldehyde	0.972	4.374
Ethanol	1.328	49.496
n-Propanol	2.345	158.327

Scottsdale Police Department Crime Lab Volatiles Analysis

Sample: [REDACTED]	Item number: 1157559
Injection date: 6/27/2017 6:37:34 PM	Vial: 38
Method: ethanol quant.M	Sequence: 27Jun17
Instrument: US14173023 CN14160045	Analyst: Adrian
Data file: C:\Chem32\1\Data\27Jun17\38.D	

Dissemination is restricted to Criminal Justice Agencies and authorized personnel only. Dissemination to unauthorized agencies is PROHIBITED.
 Scottsdale City Prosecutor's Office

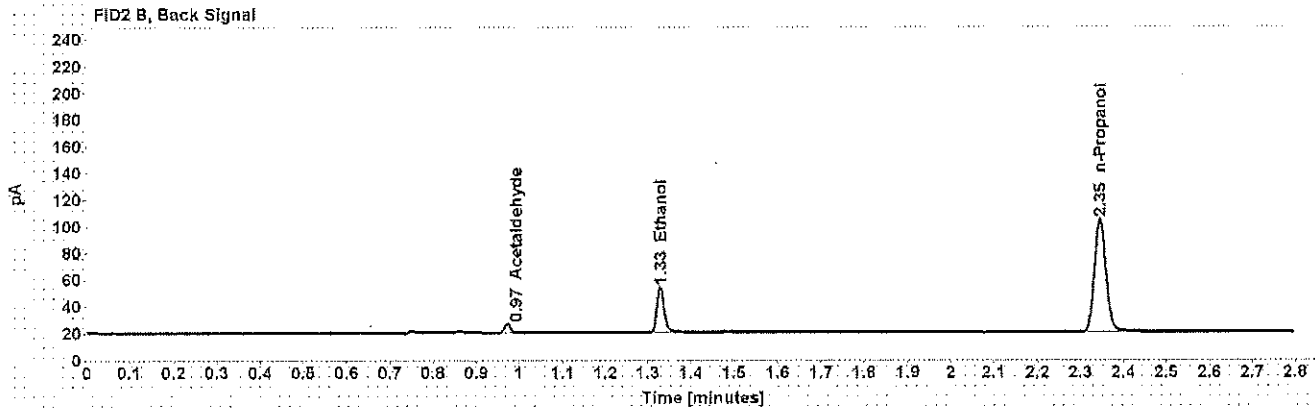
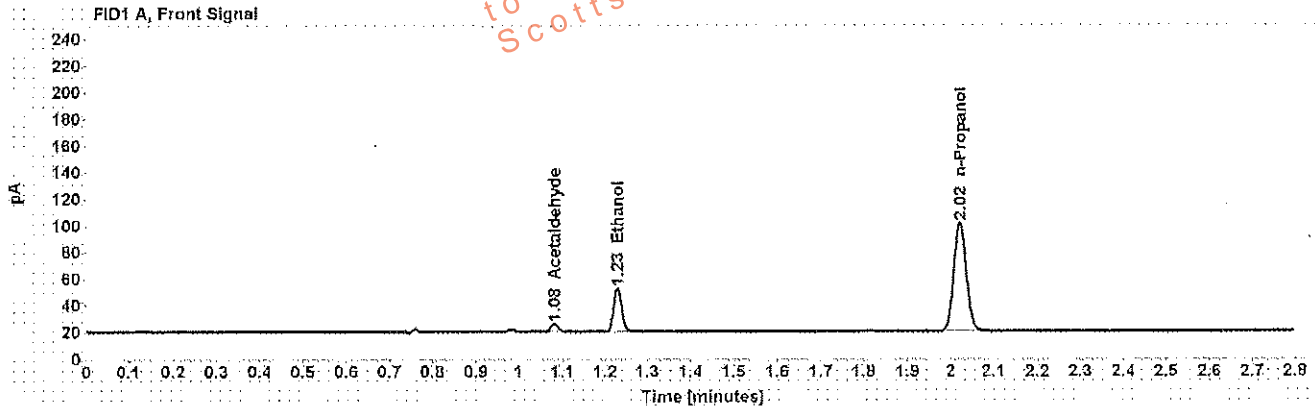


Table 1: FID 1 A (column DB-ALC1)

Compound	Amount (g/100mL)	Time (min)	Peak Area
Acetaldehyde	-----	1.082	6.293
>Ethanol	0.0711	1.229	42.087
n-Propanol	-----	2.022	166.831

Table 2: FID 2 B (column DB-ALC2)

Compound	Time (min)	Peak Area
Acetaldehyde	0.972	6.227
Ethanol	1.329	39.874
n-Propanol	2.345	157.360

Scottsdale Police Department Crime Lab Volatiles Analysis

Sample: [REDACTED]	Item number: 1157559
Injection date: 6/27/2017 6:41:34 PM	Vial: 39
Method: ethanol quant.M	Sequence: 27Jun17
Instrument: US14173023 CN14160045	Analyst: Adrian
Data file: C:\Chem32\11\Data\27Jun17\39.D	

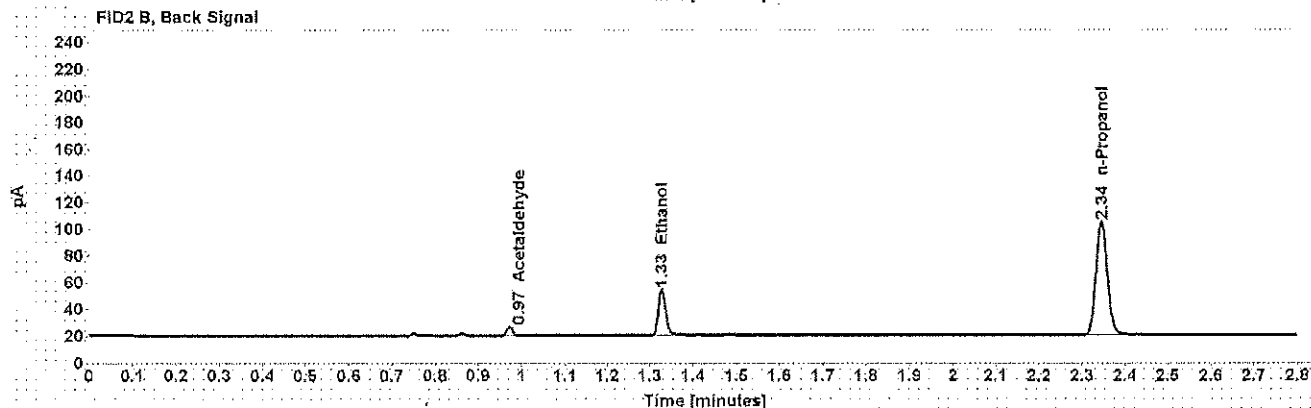
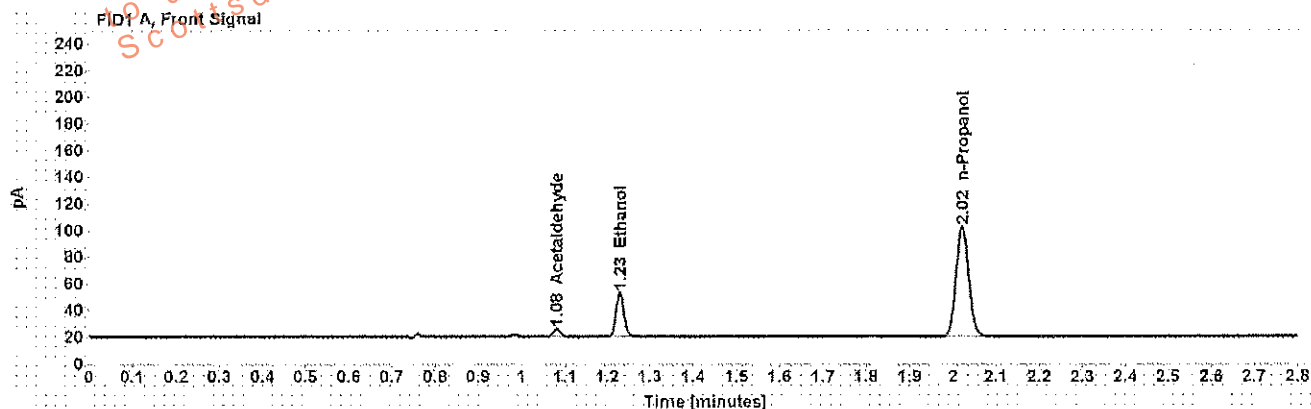


Table 1: FID 1 A (column DB-ALC1)

Compound	Amount (g/100mL)	Time (min)	Peak Area
Acetaldehyde	-----	1.081	6.295
>Ethanol	0.0713	1.229	42.538
n-Propanol	-----	2.021	168.118

Table 2: FID 2 B (column DB-ALC2)

Compound	Time (min)	Peak Area
Acetaldehyde	0.972	6.317
Ethanol	1.328	40.803
n-Propanol	2.345	158.445

Scottsdale Police Department Crime Lab Volatiles Analysis

Sample:	[REDACTED]	Item number:	1157500
Injection date:	6/27/2017 6:45:35 PM	Vial:	40
Method:	ethanol quant.M	Sequence:	27Jun17
Instrument:	US14173023 CN14160045	Analyst:	Adrian
Data file:	C:\Chem3211\Data\27Jun17\40.D		

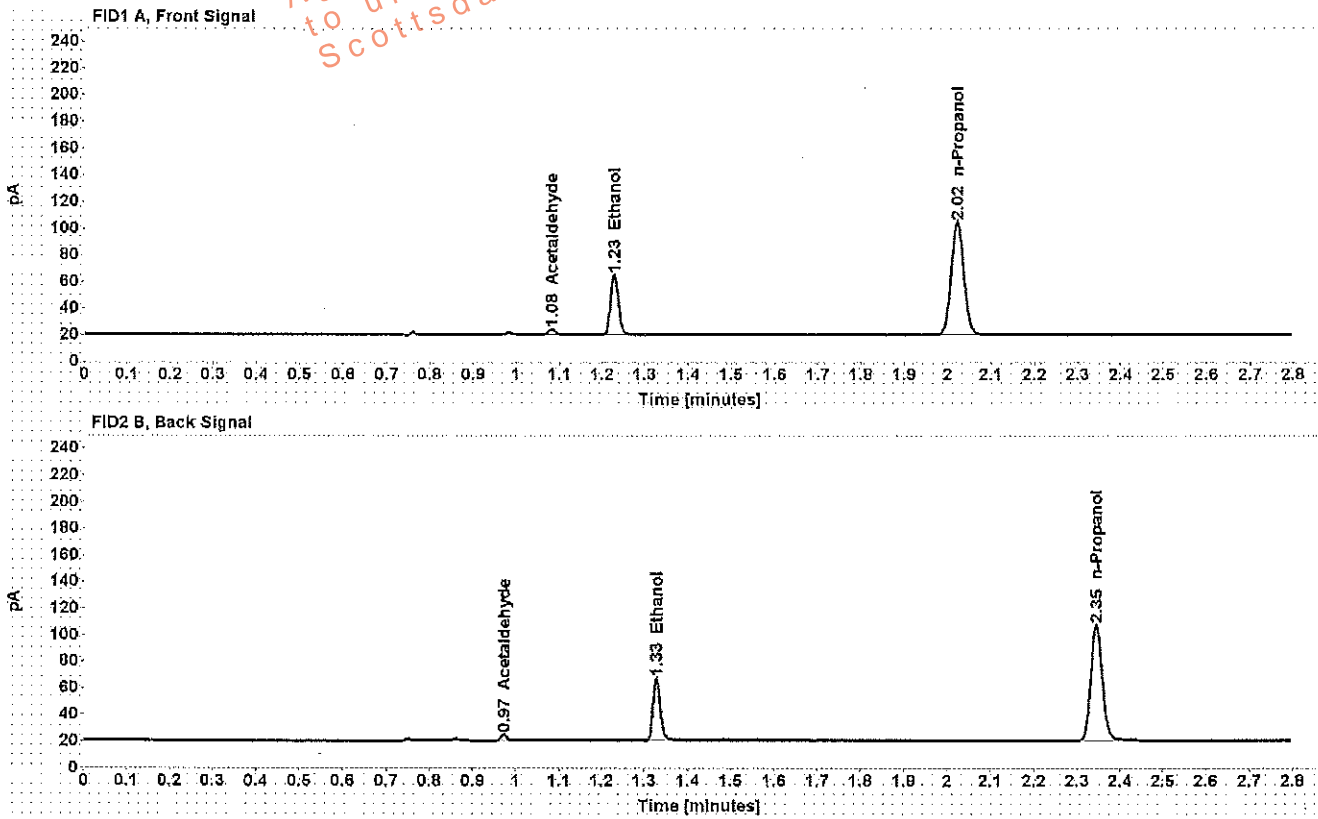


Table 1: FID 1 A (column DB-ALC1)

Compound	Amount (g/100mL)	Time (min)	Peak Area
Acetaldehyde	-----	1.082	4.228
>Ethanol	0.0940	1.229	57.887
n-Propanol	-----	2.022	172.702

Table 2: FID 2 B (column DB-ALC2)

Compound	Time (min)	Peak Area
Acetaldehyde	0.972	4.124
Ethanol	1.328	55.003
n-Propanol	2.345	162.998

Scottsdale Police Department Crime Lab Volatiles Analysis

Sample: [REDACTED]	Item number: 1157500
Injection date: 6/27/2017 6:49:34 PM	Vial: 41
Method: ethanol quant.M	Sequence: 27Jun17
Instrument: US14173023 CN14160045	Analyst: Adrian
Data file: C:\Chem32\1\Data\27Jun17\41.D	

Dissemination is restricted to Criminal Justice Agencies and authorized non-C.J. Agencies ONLY. Secondary dissemination to unauthorized agencies is PROHIBITED. Scottsdale City Prosecutor's Office

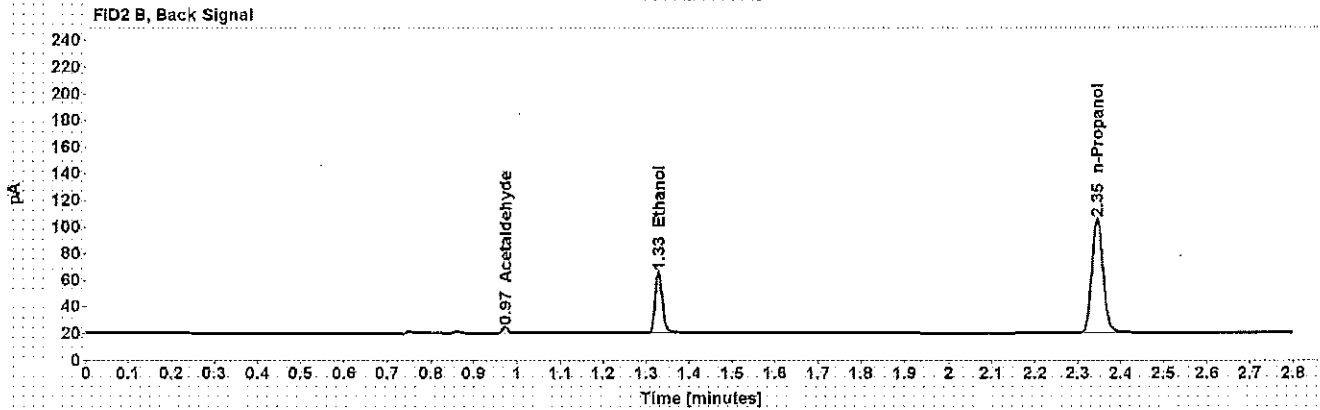
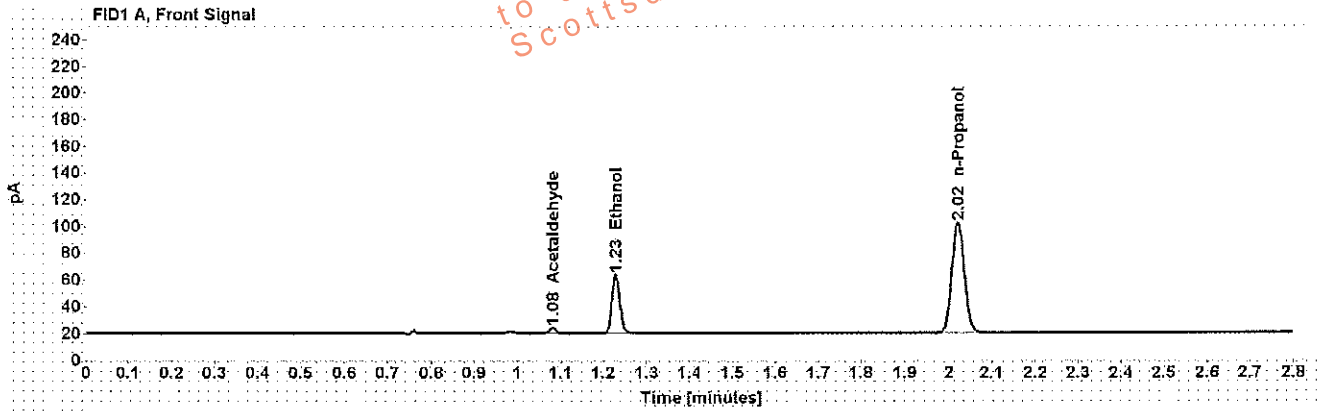


Table 1: FID 1 A (column DB-ALC1)

Compound	Amount (g/100mL)	Time (min)	Peak Area
Acetaldehyde	-----	1.082	4.186
>Ethanol	0.0932	1.229	56.044
n-Propanol	-----	2.022	168.541

Table 2: FID 2 B (column DB-ALC2)

Compound	Time (min)	Peak Area
Acetaldehyde	0.972	4.106
Ethanol	1.328	53.210
n-Propanol	2.345	159.043

Scottsdale Police Department Crime Lab Volatiles Analysis

Sample: [REDACTED]	Item number: 1141297
Injection date: 6/27/2017 6:57:49 PM	Vial: 43
Method: ethanol quant.M	Sequence: 27Jun17
Instrument: US14173023 CN14160045	Analyst: Adrian
Data file: C:\Chem32\11Data\27Jun17\43.D	

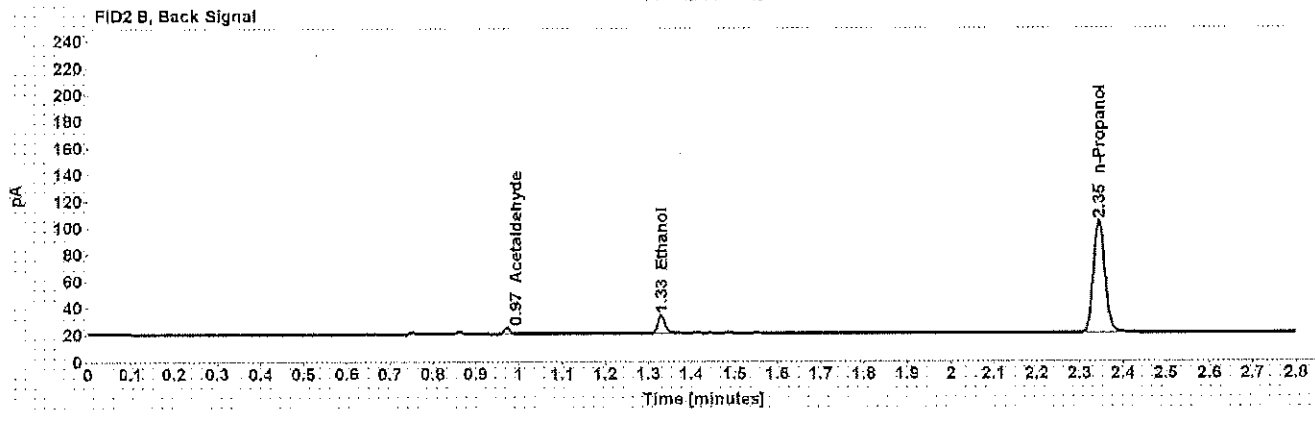
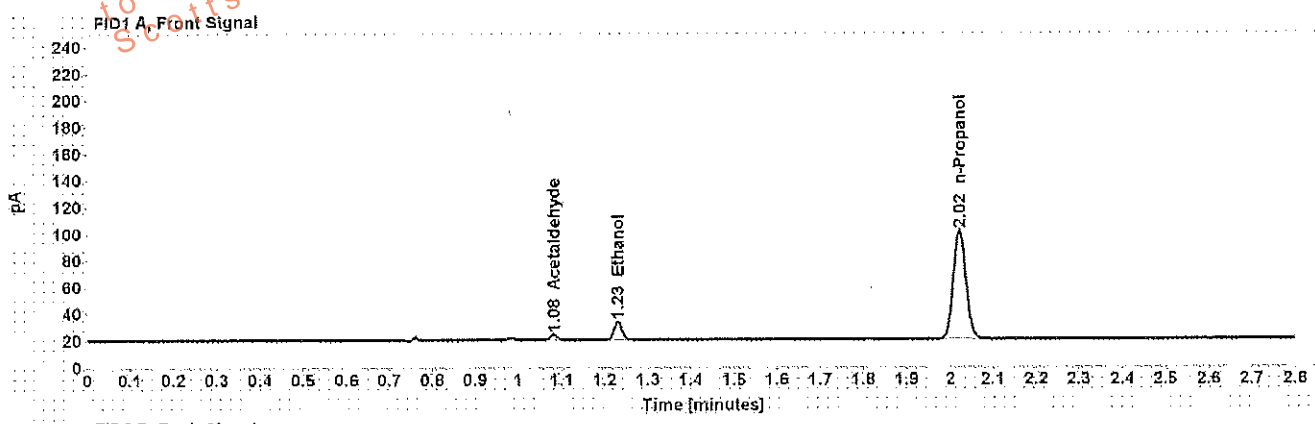


Table 1: FID 1 A (column DB-ALC1)

Compound	Amount (g/100mL)	Time (min)	Peak Area
Acetaldehyde	-----	1.082	4.266
>Ethanol	0.0300	1.230	17.108
n-Propanol	-----	2.022	166.010

Table 2: FID 2 B (column DB-ALC2)

Compound	Time (min)	Peak Area
Acetaldehyde	0.972	4.275
Ethanol	1.330	16.795
n-Propanol	2.345	156.898

Scottsdale Police Department Crime Lab Volatiles Analysis

Sample: [REDACTED]	Item number: 1141297
Injection date: 6/27/2017 7:01:50 PM	Vial: 44
Method: ethanol quant.M	Sequence: 27Jun17
Instrument: US14173023 CN14160045	Analyst: Adrian
Data file: C:\Chem32\11\Data\27Jun17\44.D	

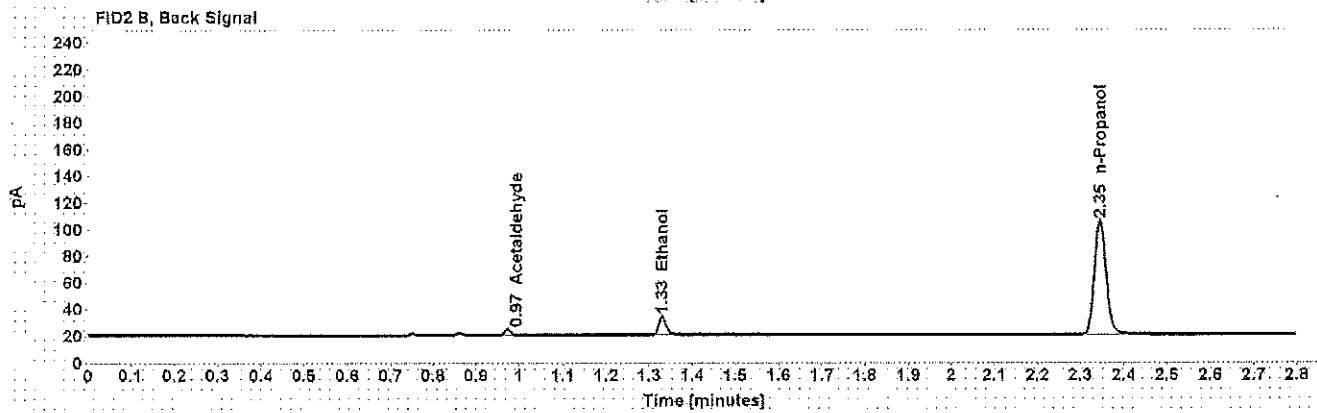
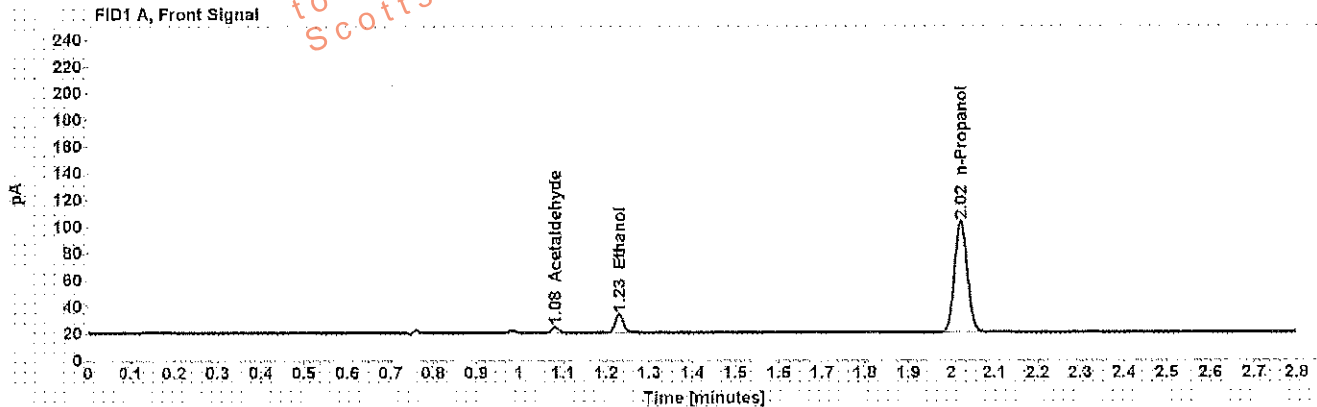


Table 1: FID 1 A (column DB-ALC1)

Compound	Amount (g/100mL)	Time (min)	Peak Area
Acetaldehyde	-----	1.082	4.296
>Ethanol	0.0302	1.230	17.569
n-Propanol	-----	2.022	169.360

Table 2: FID 2 B (column DB-ALC2)

Compound	Time (min)	Peak Area
Acetaldehyde	0.972	4.280
Ethanol	1.330	16.989
n-Propanol	2.345	160.107

Scottsdale Police Department Crime Lab Volatiles Analysis

Sample: [REDACTED]	Item number: 1129825
Injection date: 6/27/2017 7:05:49 PM	Vial: 45
Method: ethanol quant.M	Sequence: 27Jun17
Instrument: US14173023 CN14160045	Analyst: Adrian
Data file: C:\Chem3211\Data\27Jun17\45.D	

Dissemination is restricted to Criminal Justice Agencies and authorized agencies only. Secondary dissemination to unauthorized agencies is PROHIBITED.
 Scottsdale City Prosecutor's Office

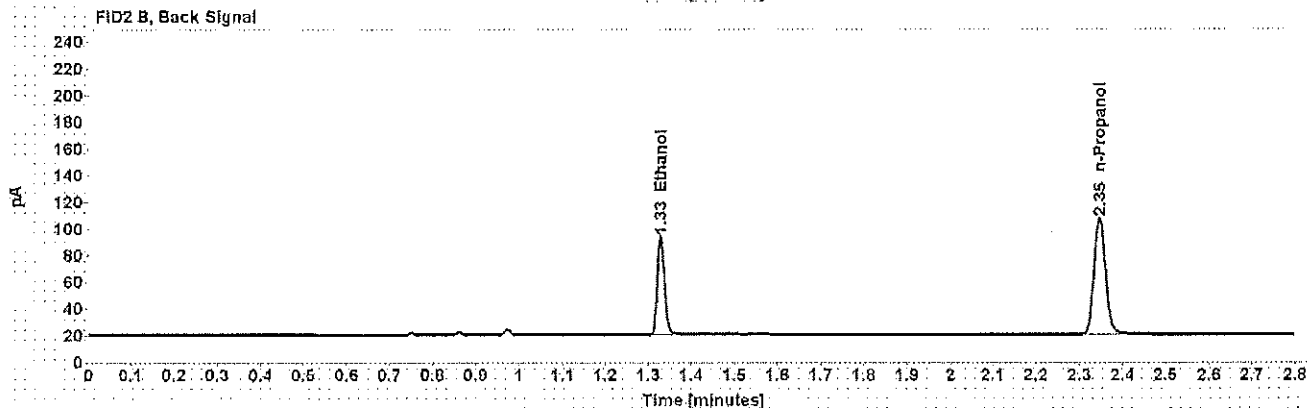
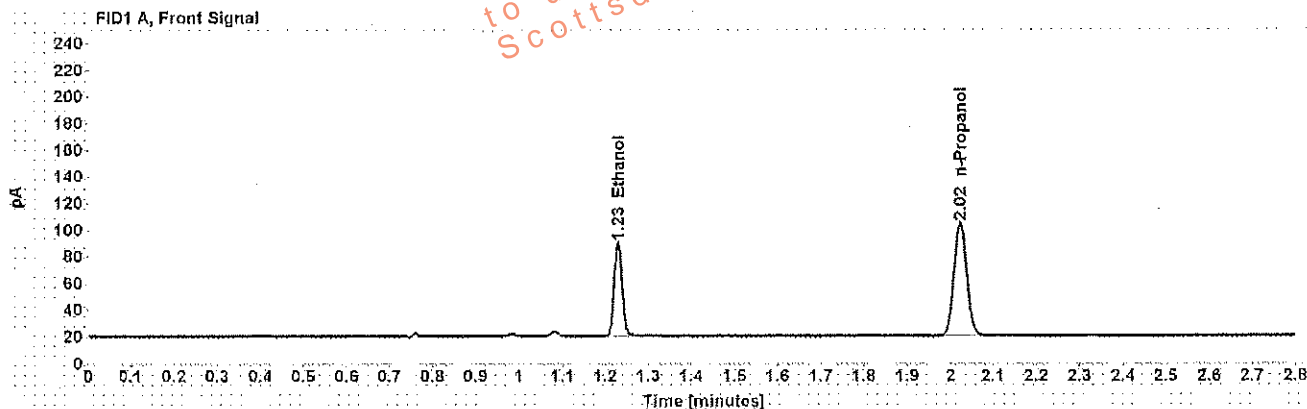


Table 1: FID 1 A (column DB-ALC1)

Compound	Amount (g/100mL)	Time (min)	Peak Area
>Ethanol	0.1457	1.229	90.261
n-Propanol	-----	2.023	172.589

Table 2: FID 2 B (column DB-ALC2)

Compound	Time (min)	Peak Area
Ethanol	1.329	86.099
n-Propanol	2.346	163.107

Scottsdale Police Department Crime Lab Volatiles Analysis

Sample: [REDACTED]	Item number: 1129825
Injection date: 6/27/2017 7:09:50 PM	Vial: 46
Method: ethanol quant.M	Sequence: 27Jun17
Instrument: US14173023 CN14160045	Analyst: Adrian
Data file: C:\Chem3211\Data\27Jun17\46.D	

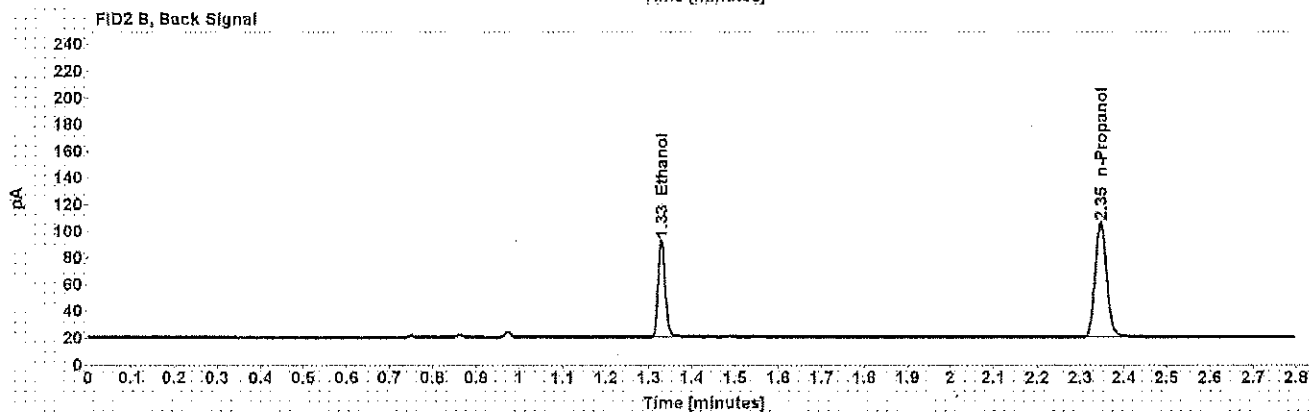
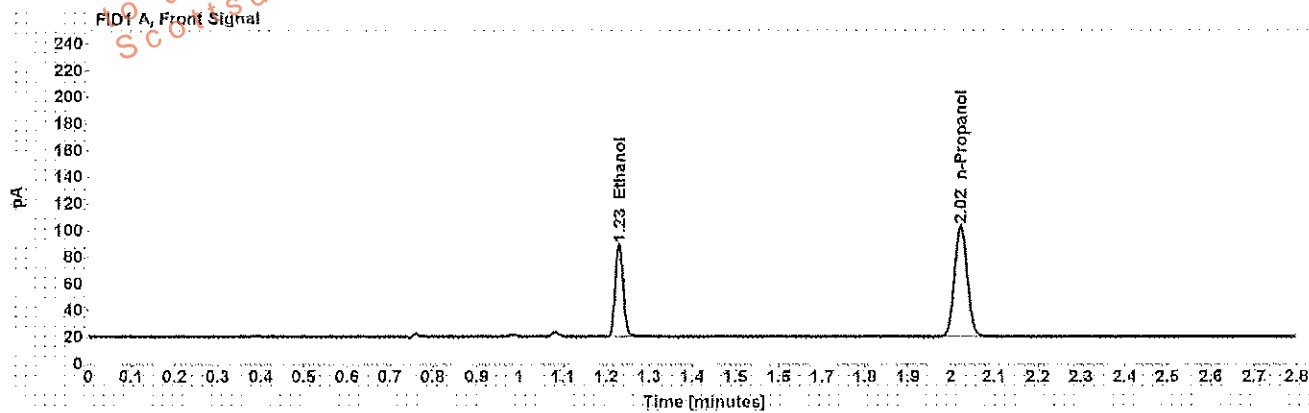


Table 1: FID 1 A (column DB-ALC1)

Compound	Amount (g/100mL)	Time (min)	Peak Area
>Ethanol	0.1461	1.230	88.982
n-Propanol	-----	2.023	169.761

Table 2: FID 2 B (column DB-ALC2)

Compound	Time (min)	Peak Area
Ethanol	1.329	84.999
n-Propanol	2.346	160.609

Scottsdale Police Department Crime Lab Volatiles Analysis

Sample: [REDACTED]	Item number: 1152138
Injection date: 6/27/2017 7:13:50 PM	Vial: 47
Method: ethanol quant.M	Sequence: 27Jun17
Instrument: US14173023 CN14160045	Analyst: Adrian
Data file: C:\Chem3211\Data\27Jun17\47.D	

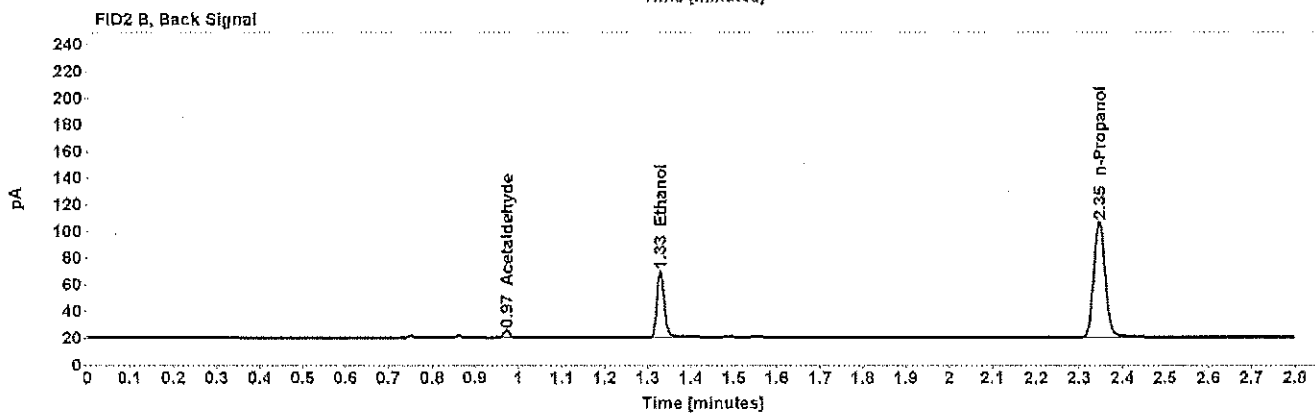
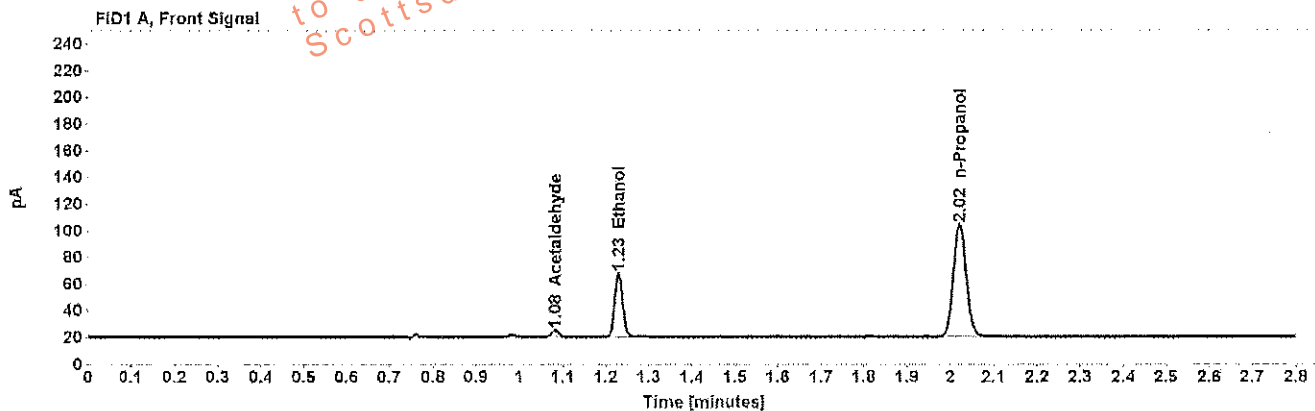


Table 1: FID 1 A (column DB-ALC1)

Compound	Amount (g/100mL)	Time (min)	Peak Area
Acetaldehyde	-----	1.082	5.138
>Ethanol	0.0995	1.230	61.074
n-Propanol	-----	2.022	171.859

Table 2: FID 2 B (column DB-ALC2)

Compound	Time (min)	Peak Area
Acetaldehyde	0.973	5.089
Ethanol	1.329	58.083
n-Propanol	2.346	161.995

Scottsdale Police Department Crime Lab Volatiles Analysis

Sample: [REDACTED]	Item number: 1152138
Injection date: 6/27/2017 7:17:50 PM	Vial: 48
Method: ethanol quant.M	Sequence: 27Jun17
Instrument: US14173023 CN14160045	Analyst: Adrian
Data file: C:\Chem32\1\Data\27Jun17\48.D	

Dissemination is restricted to Criminal Justice Agencies and authorized non-C.J. Agencies ONLY. Secondary dissemination to unauthorized agencies is PROHIBITED.
 Scottsdale City Prosecutor

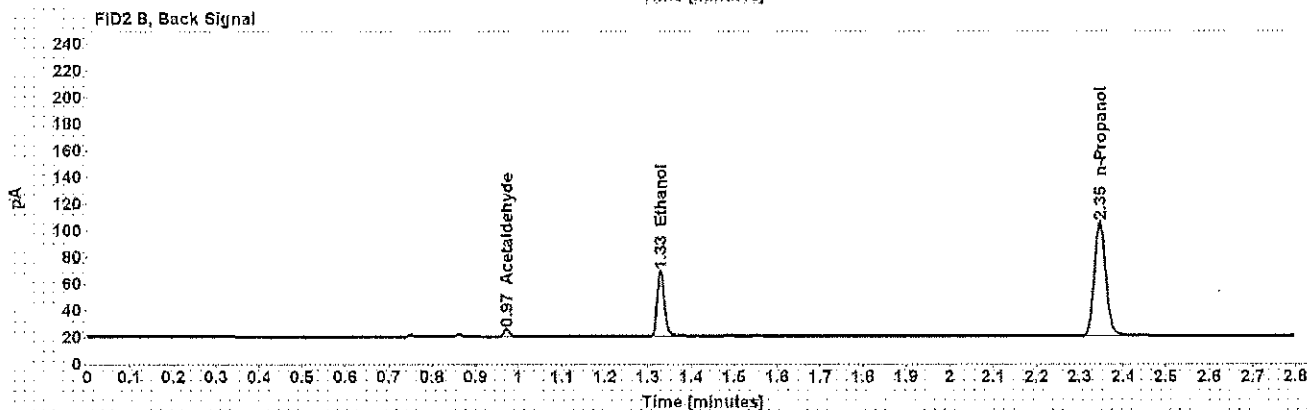
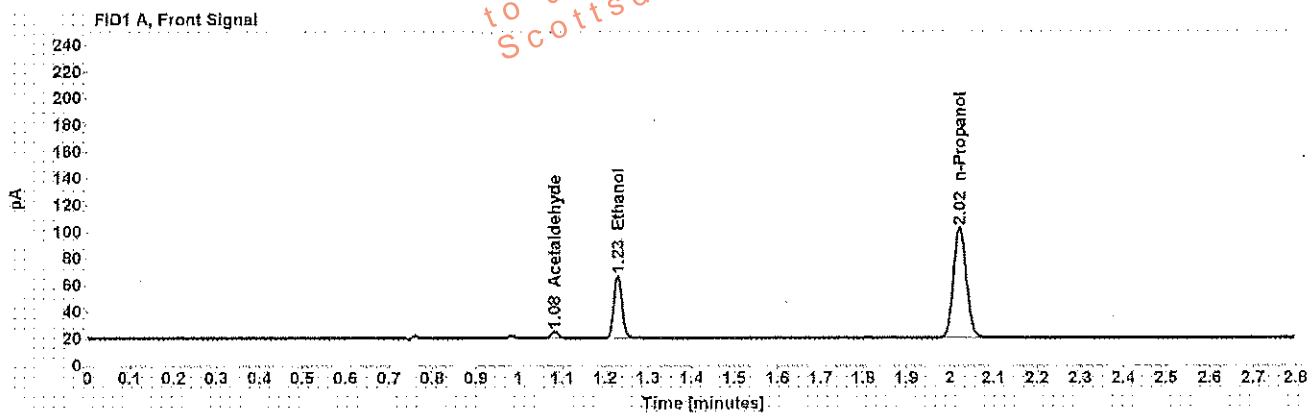


Table 1: FID 1 A (column DB-ALC1)

Compound	Amount (g/100mL)	Time (min)	Peak Area
Acetaldehyde	-----	1.082	5.076
>Ethanol	0.0998	1.230	60.080
n-Propanol	-----	2.022	168.571

Table 2: FID 2 B (column DB-ALC2)

Compound	Time (min)	Peak Area
Acetaldehyde	0.973	4.959
Ethanol	1.329	57.248
n-Propanol	2.346	159.182

Scottsdale Police Department Crime Lab Volatiles Analysis

Sample: [REDACTED]	Item number: 1159395
Injection date: 6/27/2017 7:22:05 PM	Vial: 49
Method: ethanol quant.M	Sequence: 27Jun17
Instrument: US14173023.ON14160045	Analyst: Adrian
Data file: C:\Chem32\11\Data\27Jun17\49.D	

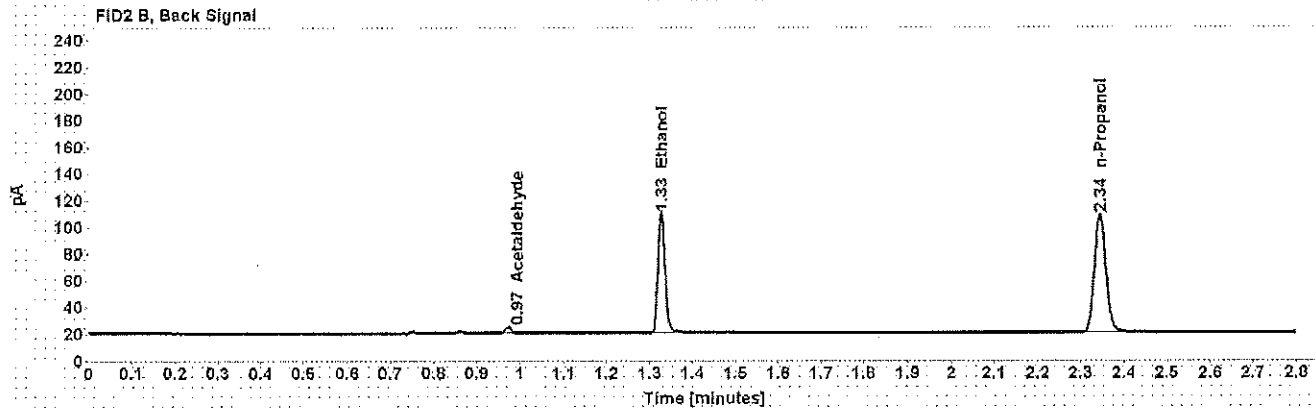
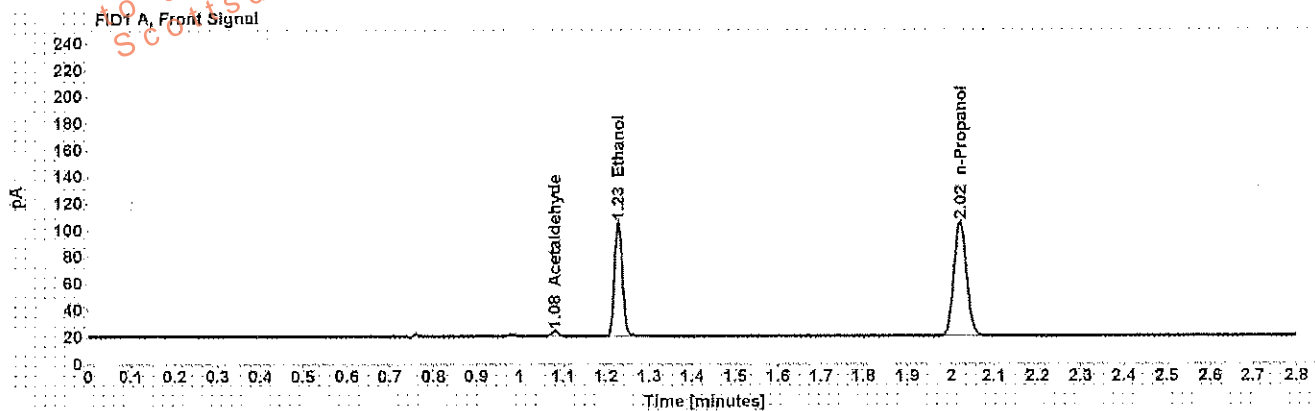


Table 1: FID 1 A (column DB-ALC1)

Compound	Amount (g/100mL)	Time (min)	Peak Area
Acetaldehyde	-----	1.081	4.279
>Ethanol	0.1742	1.228	109.728
n-Propanol	-----	2.021	175.191

Table 2: FID 2 B (column DB-ALC2)

Compound	Time (min)	Peak Area
Acetaldehyde	0.972	4.305
Ethanol	1.327	104.963
n-Propanol	2.345	165.151

Scottsdale Police Department Crime Lab Volatiles Analysis

Sample: [REDACTED]	Item number: 1159395
Injection date: 6/27/2017 7:26:04 PM	Vial: 50
Method: ethanol quant.M	Sequence: 27Jun17
Instrument: US14173023 CN14160045	Analyst: Adrian
Data file: C:\Chem32\11\Data\27Jun17\50.D	

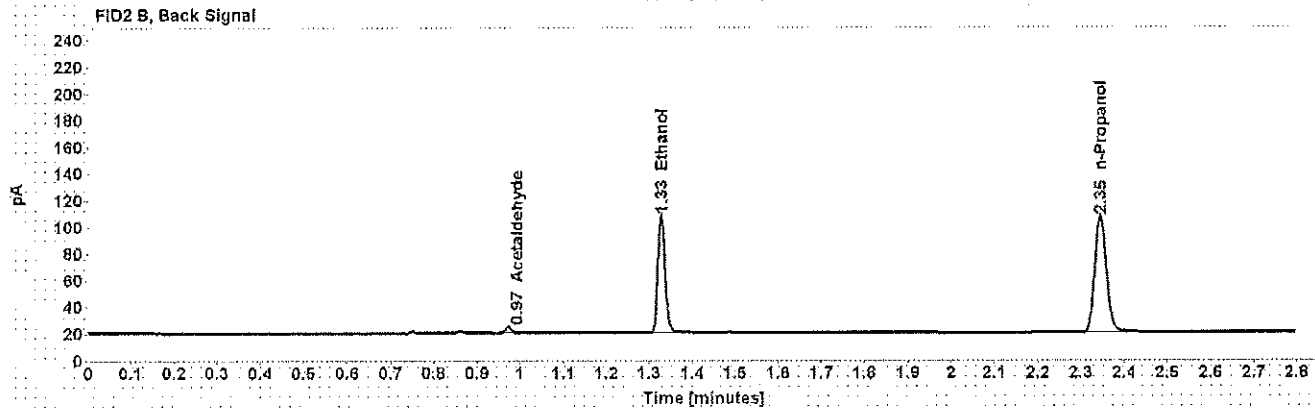
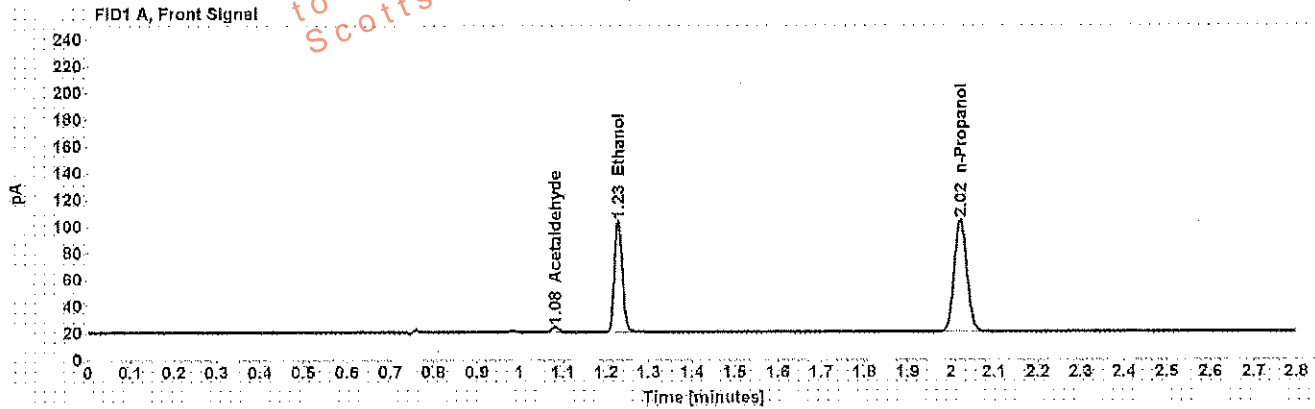


Table 1: FID 1 A (column DB-ALC1)

Compound	Amount (g/100mL)	Time (min)	Peak Area
Acetaldehyde	-----	1.082	4.295
>Ethanol	0.1734	1.229	107.479
n-Propanol	-----	2.022	172.424

Table 2: FID 2 B (column DB-ALC2)

Compound	Time (min)	Peak Area
Acetaldehyde	0.972	4.285
Ethanol	1.328	102.924
n-Propanol	2.345	162.611

Scottsdale Police Department Crime Lab Volatiles Analysis

Sample: [REDACTED]	Item number: 1159443
Injection date: 6/27/2017 7:30:04 PM	Vial: 51
Method: ethanol quant.M	Sequence: 27Jun17
Instrument: US14173023 CN14160045	Analyst: Adrian
Data file: C:\Chem32\11Data\27Jun17\51.D	

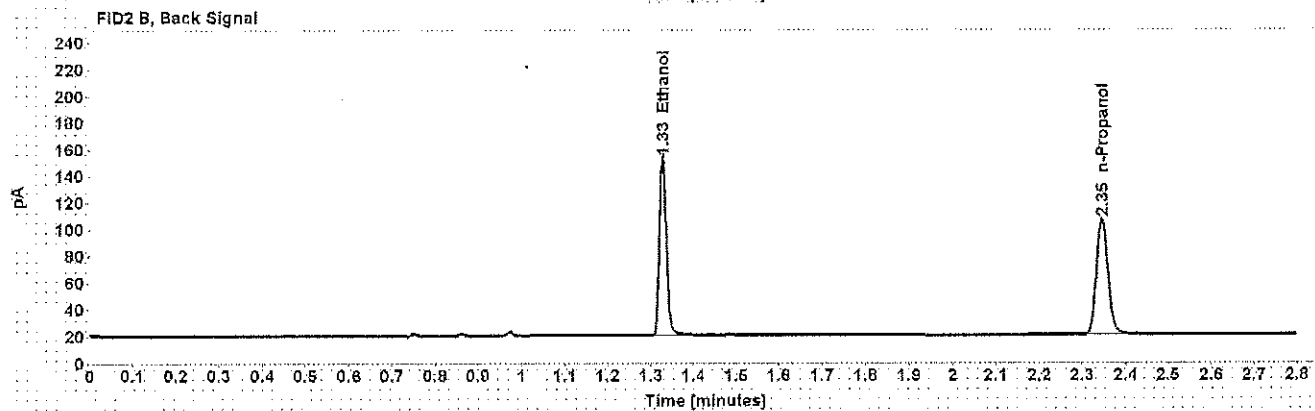
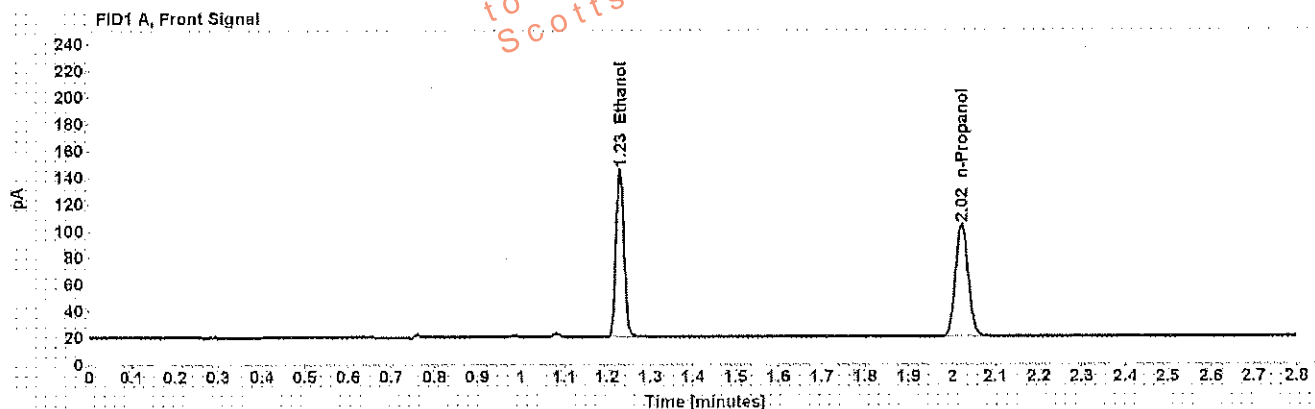


Table 1: FID 1 A (column DB-ALC1)

Compound	Amount (g/100mL)	Time (min)	Peak Area
>Ethanol	0.2616	1.229	162.070
n-Propanol	-----	2.022	171.784

Table 2: FID 2 B (column DB-ALC2)

Compound	Time (min)	Peak Area
Ethanol	1.328	155.514
n-Propanol	2.346	161.710

Scottsdale Police Department Crime Lab Volatiles Analysis

Sample: [REDACTED]	Item number: 1159443
Injection date: 6/27/2017 7:34:04 PM	Vial: 52
Method: ethanol quant.M	Sequence: 27Jun17
Instrument: US14173023 CN14160045	Analyst: Adrian
Data file: C:\Chem321\1\Data\27Jun17\52.D	

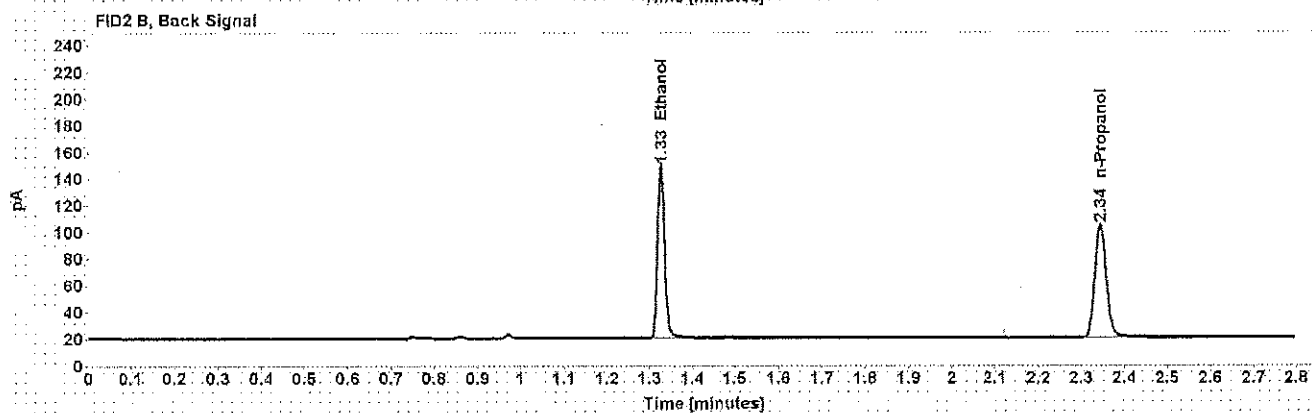
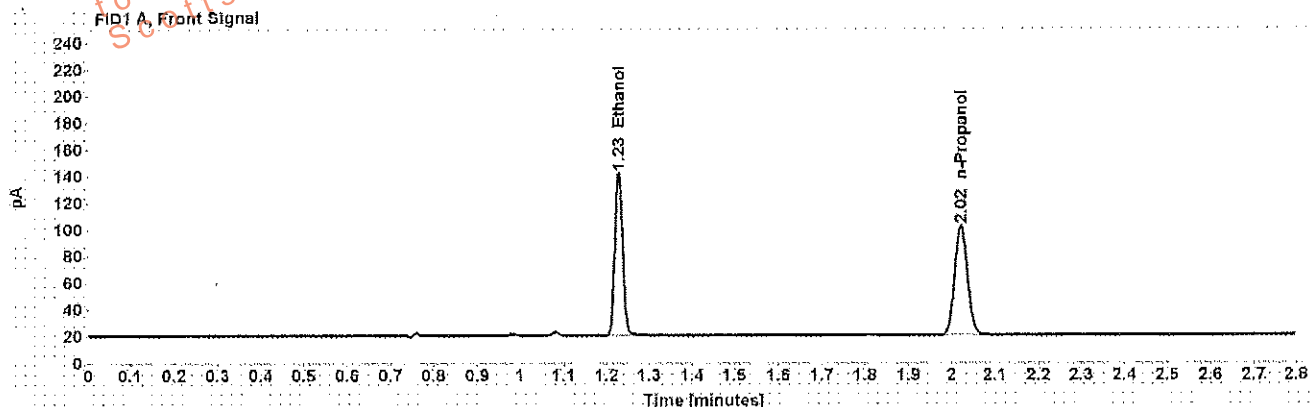


Table 1: FID 1 A (column DB-ALC1)

Compound	Amount (g/100mL)	Time (min)	Peak Area
>Ethanol	0.2600	1.228	157.169
n-Propanol	-----	2.021	167.634

Table 2: FID 2 B (column DB-ALC2)

Compound	Time (min)	Peak Area
Ethanol	1.326	150.729
n-Propanol	2.344	157.775

Scottsdale Police Department Crime Lab Volatiles Analysis

Dissemination is restricted to Criminal Justice Agencies and authorized personnel only. Secondary dissemination to unauthorized agencies is PROHIBITED. Scottsdale City Prosecutor

Sample: [REDACTED]	Item number: 1154021
Injection date: 6/27/2017 7:42:05 PM	Vial: 54
Method: ethanol quant.M	Sequence: 27Jun17
Instrument: US14173023 CN14160045	Analyst: Adrian
Data file: C:\Chem3211\Data\27Jun17\54.D	

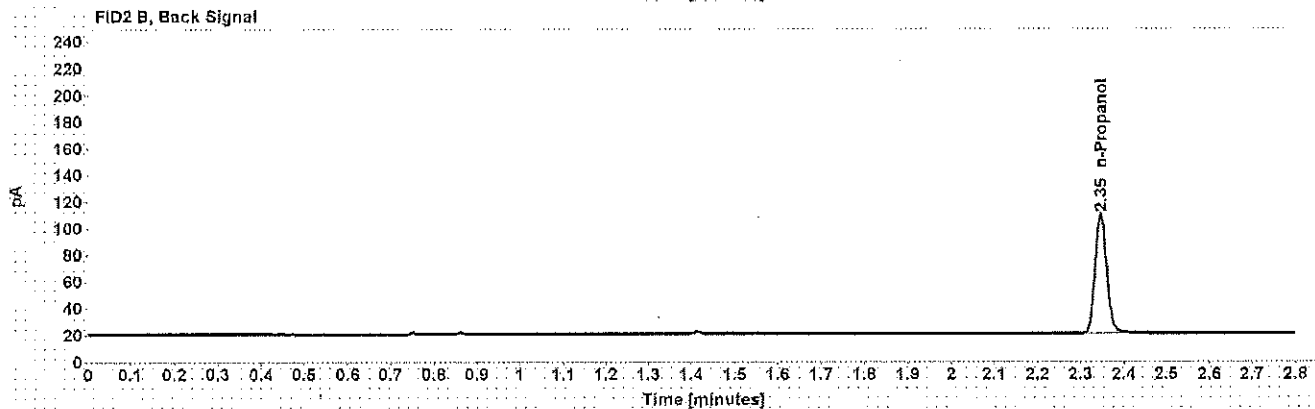
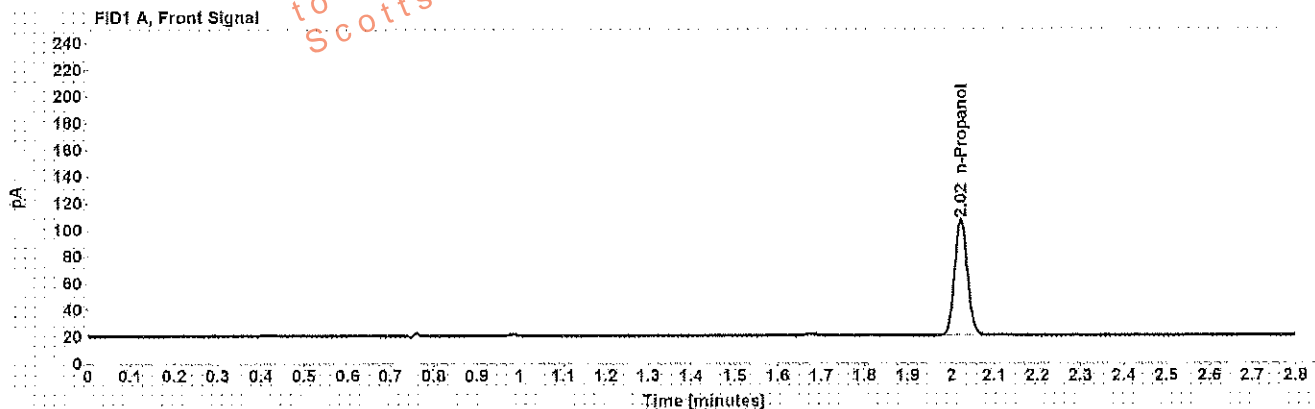


Table 1: FID 1 A (column DB-ALC1)

Compound	Amount (g/100mL)	Time (min)	Peak Area
n-Propanol	-----	2.023	177.311

Table 2: FID 2 B (column DB-ALC2)

Compound	Time (min)	Peak Area
n-Propanol	2.346	167.424

Scottsdale Police Department Crime Lab Volatiles Analysis

Sample:	[REDACTED]	Item number:	1154021
Injection date:	6/27/2017 7:46:20 PM	Vial:	55
Method:	ethanol quant.M	Sequence:	27Jun17
Instrument:	US14173023 CN14160045	Analyst:	Adrian
Data file:	C:\Chem32\11\Data\27Jun17\55.D		

Dissemination is restricted to Criminal Justice Agencies and authorized personnel only. Dissemination to unauthorized agencies is PROHIBITED. Scottsdale City Prosecutor

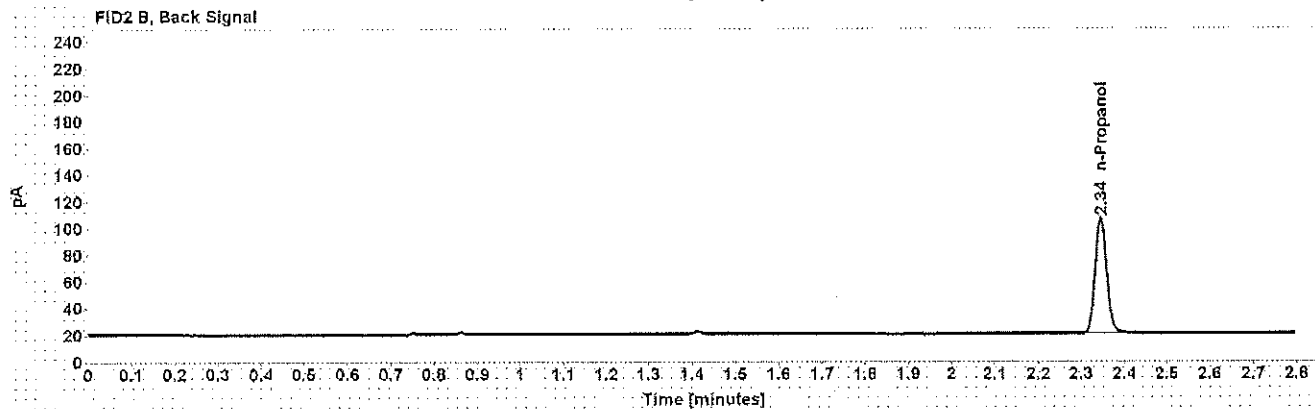
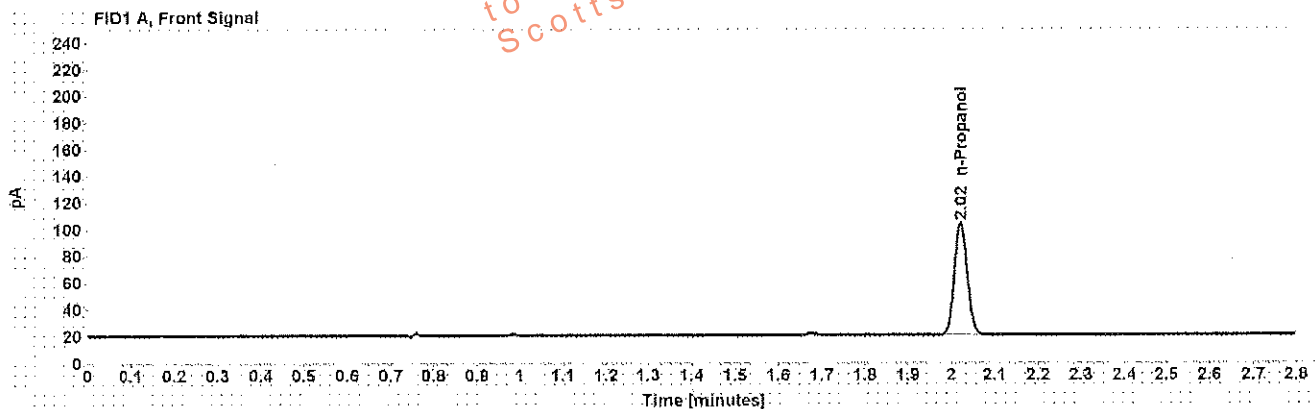


Table 1: FID 1 A (column DB-ALC1)

Compound	Amount (g/100mL)	Time (min)	Peak Area
n-Propanol	-----	2.022	172.234

Table 2: FID 2 B (column DB-ALC2)

Compound	Time (min)	Peak Area
n-Propanol	2.345	162.739

Scottsdale Police Department Crime Lab Volatiles Analysis

Sample: [REDACTED]	Item number: 1138775
Injection date: 6/27/2017 7:50:19 PM	Vial: 56
Method: ethanol quant.M	Sequence: 27Jun17
Instrument: US14173023 CN14160045	Analyst: Adrian
Data file: C:\Chem3211\Data\27Jun17\56.D	

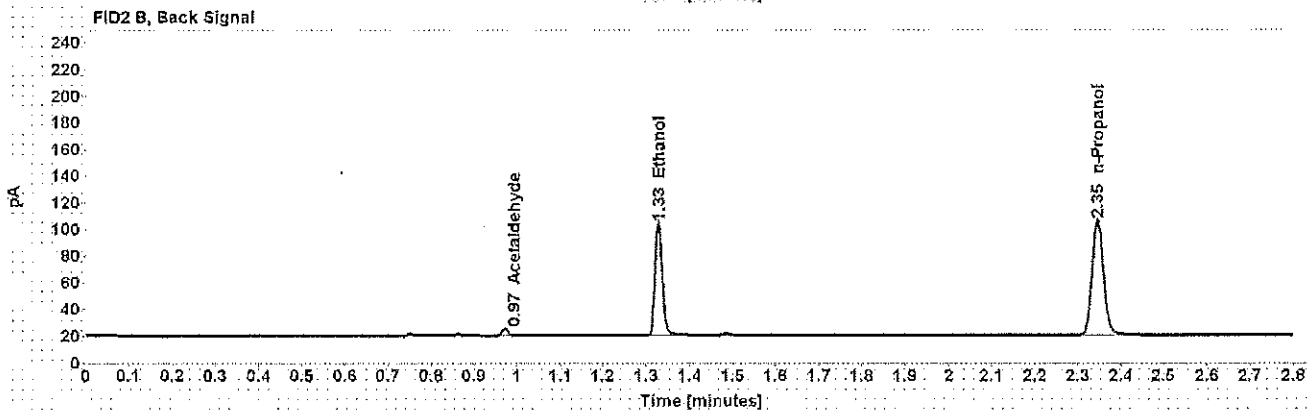
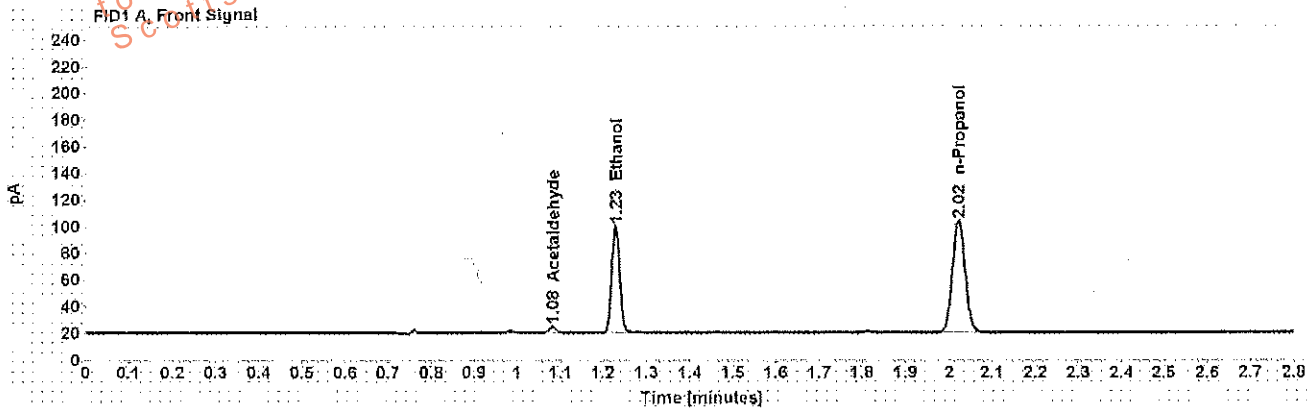


Table 1: FID 1 A (column DB-ALC1)

Compound	Amount (g/100mL)	Time (min)	Peak Area
Acetaldehyde	-----	1.082	4.919
>Ethanol	0.1673	1.229	103.183
n-Propanol	-----	2.022	171.660

Table 2: FID 2 B (column DB-ALC2)

Compound	Time (min)	Peak Area
Acetaldehyde	0.972	4.884
Ethanol	1.328	98.408
n-Propanol	2.346	161.871

Scottsdale Police Department Crime Lab Volatiles Analysis

Sample: [REDACTED]	Item number: 1138775
Injection date: 6/27/2017 7:54:19 PM	Vial: 57
Method: ethanol quant.M	Sequence: 27Jun17
Instrument: US14173023 CN14160045	Analyst: Adrian
Data file: C:\Chem3211\Data\27Jun17\57.D	

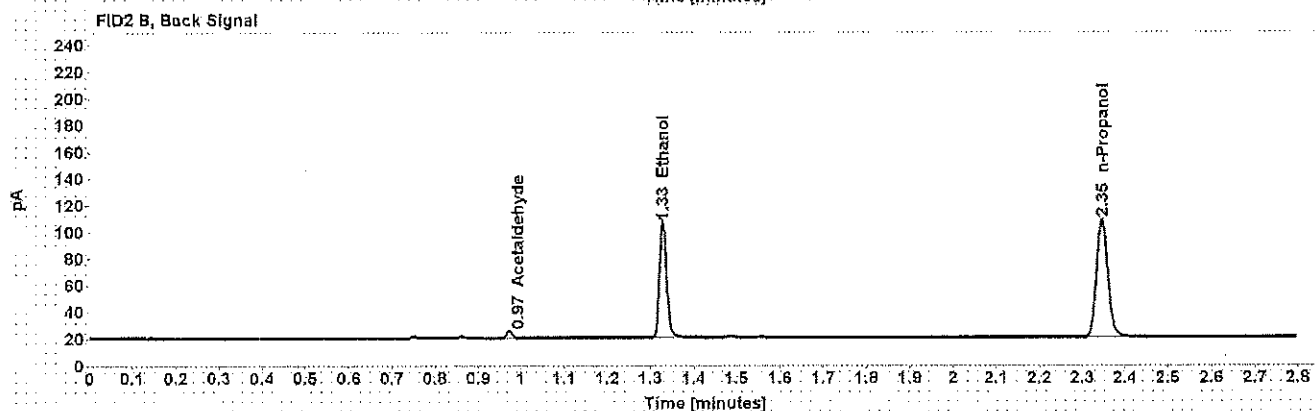
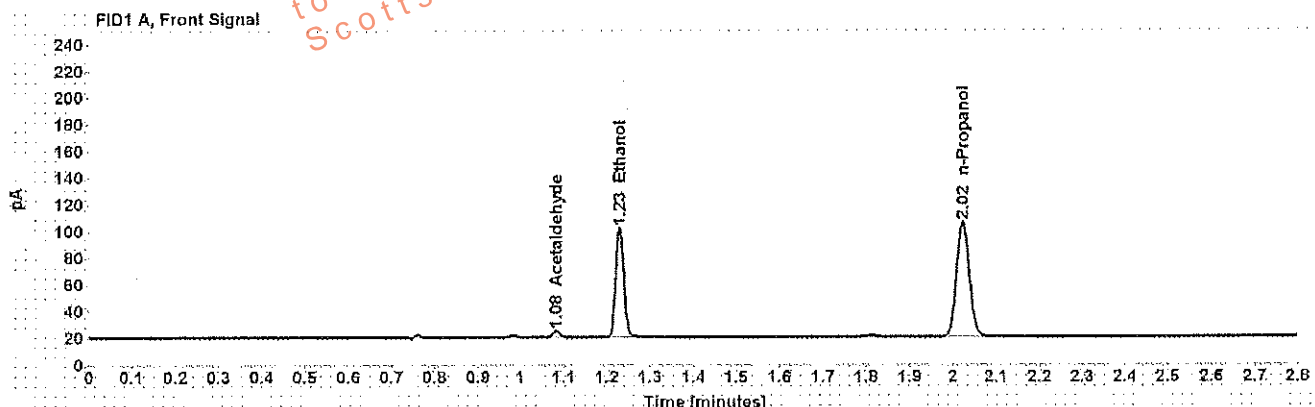


Table 1: FID 1 A (column DB-ALC1)

Compound	Amount (g/100mL)	Time (min)	Peak Area
Acetaldehyde	-----	1.082	4.923
>Ethanol	0.1675	1.229	105.752
n-Propanol	-----	2.022	175.671

Table 2: FID 2 B (column DB-ALC2)

Compound	Time (min)	Peak Area
Acetaldehyde	0.973	4.846
Ethanol	1.329	100.710
n-Propanol	2.346	165.701

Scottsdale Police Department Crime Lab Volatiles Analysis

Sample: [REDACTED]	Item number: 1108203
Injection date: 6/27/2017 7:58:19 PM	Vial: 58
Method: ethanol quant.M	Sequence: 27Jun17
Instrument: US14173023 CN14160045	Analyst: Adrian
Data file: C:\Chem32\1\Data\27Jun17\58.D	

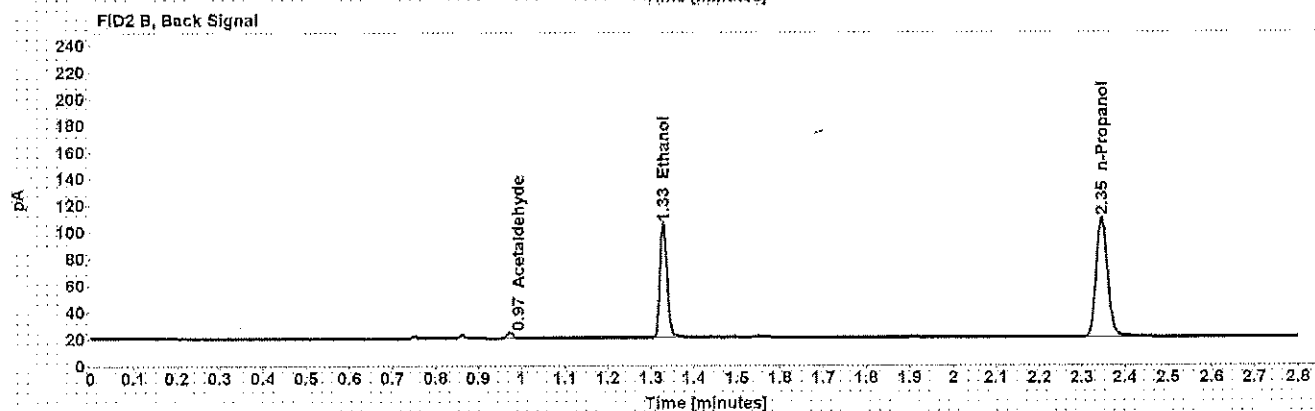
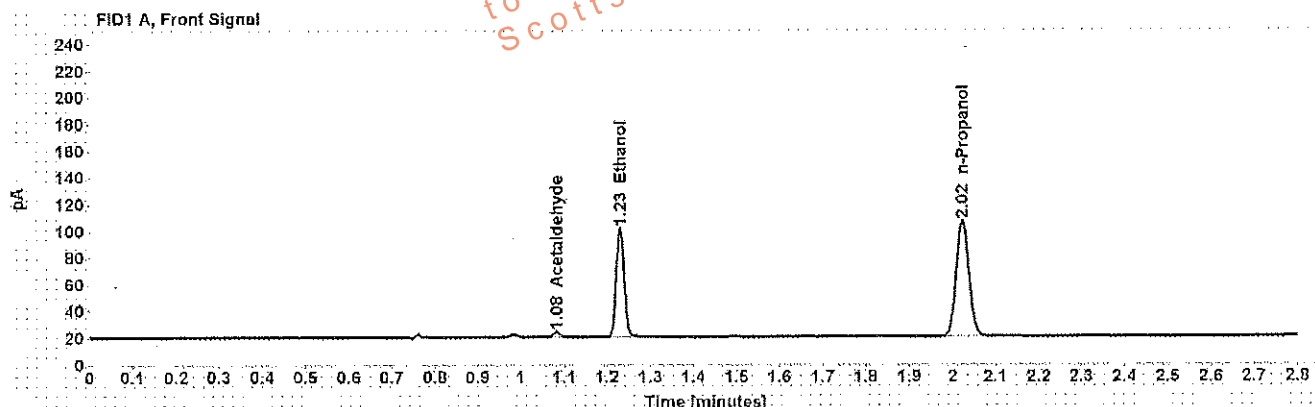


Table 1: FID 1 A (column DB-ALC1)

Compound	Amount (g/100mL)	Time (min)	Peak Area
Acetaldehyde	-----	1.082	3.870
>Ethanol	0.1652	1.229	104.910
n-Propanol	-----	2.023	176.715

Table 2: FID 2 B (column DB-ALC2)

Compound	Time (min)	Peak Area
Acetaldehyde	0.973	3.806
Ethanol	1.329	100.354
n-Propanol	2.346	167.018

Scottsdale Police Department Crime Lab Volatiles Analysis

Sample: [REDACTED]	Item number: 1108203
Injection date: 6/27/2017 8:02:19 PM	Vial: 59
Method: ethanol quant.M	Sequence: 27Jun17
Instrument: US14173023 CN14180045	Analyst: Adrian
Data file: C:\Chem32\11\Data\27Jun17\59.D	

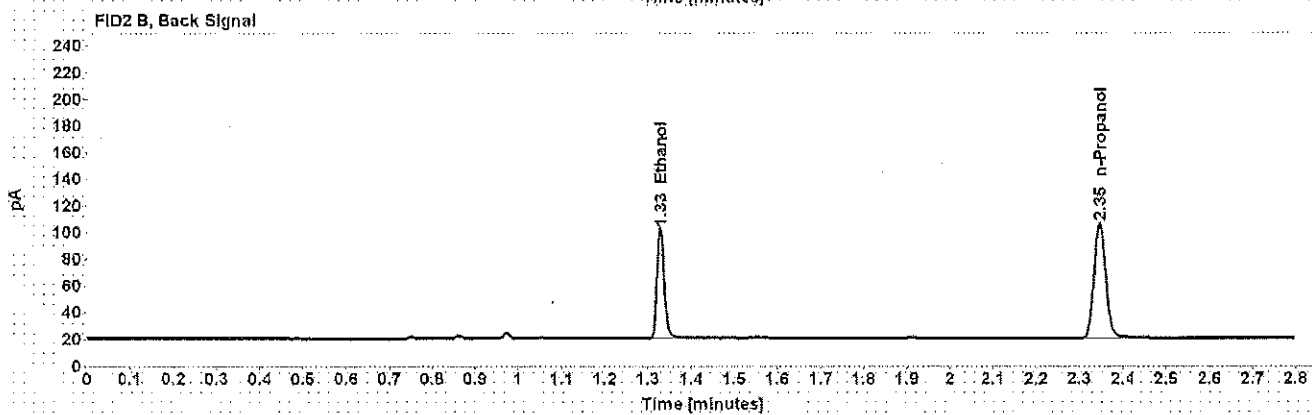
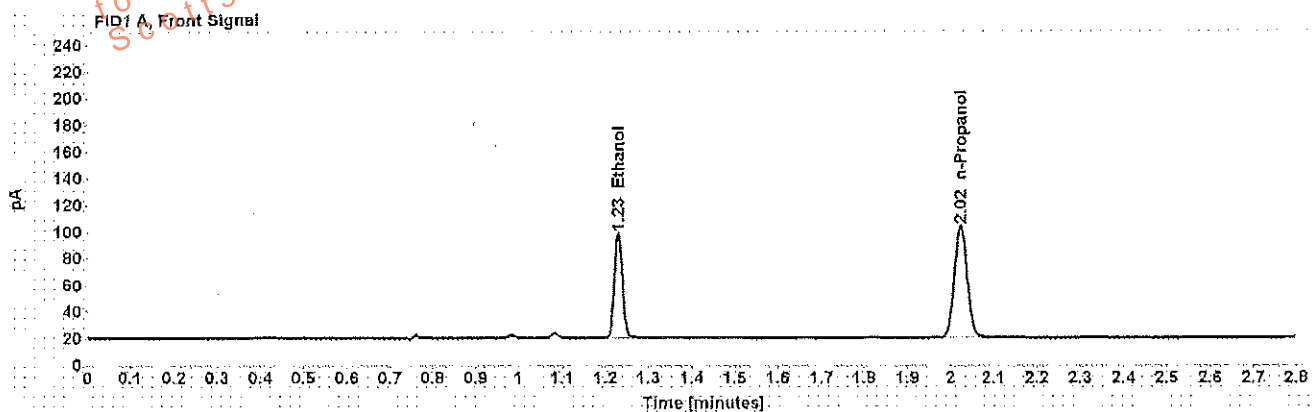


Table 1: FID 1 A (column DB-ALC1)

Compound	Amount (g/100mL)	Time (min)	Peak Area
>Ethanol	0.1639	1.229	100.895
n-Propanol	-----	2.023	171.291

Table 2: FID 2 B (column DB-ALC2)

Compound	Time (min)	Peak Area
Ethanol	1.329	96.523
n-Propanol	2.346	161.754

Scottsdale Police Department Crime Lab Volatiles Analysis

Sample: [REDACTED]	Item number: 1138523
Injection date: 6/27/2017 8:06:19 PM	Vial: 60
Method: ethanol quant.M	Sequence: 27Jun17
Instrument: US14173023 CN14160045	Analyst: Adrian
Data file: C:\Chem32\11Data\27Jun17\60.D	

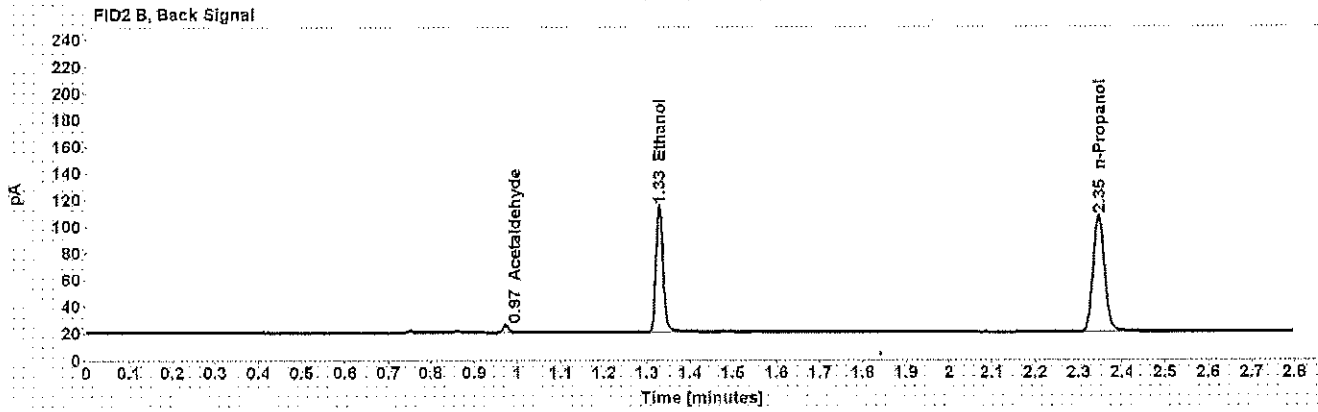
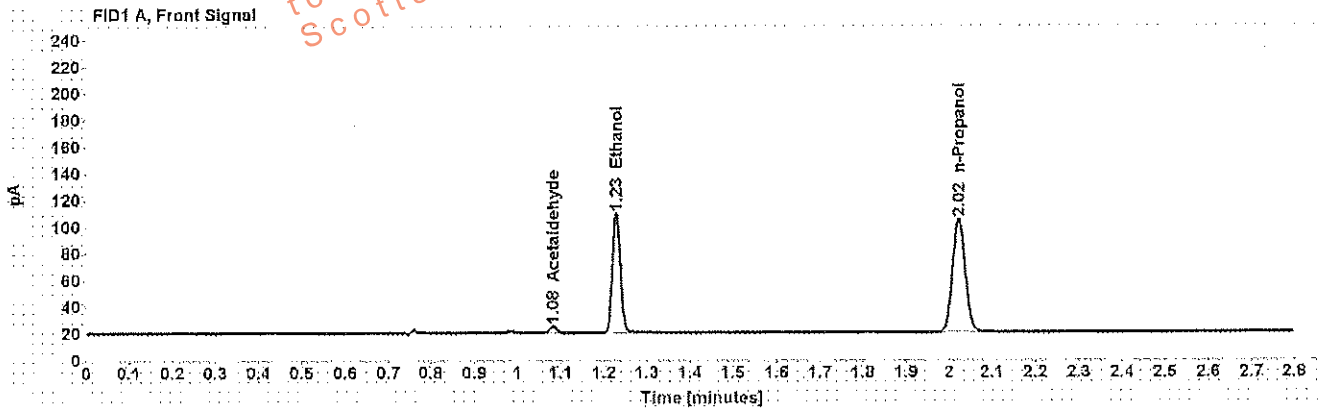


Table 1: FID 1 A (column DB-ALC1)

Compound	Amount (g/100mL)	Time (min)	Peak Area
Acetaldehyde	-----	1.082	5.166
>Ethanol	0.1849	1.229	115.404
n-Propanol	-----	2.022	173.536

Table 2: FID 2 B (column DB-ALC2)

Compound	Time (min)	Peak Area
Acetaldehyde	0.973	5.152
Ethanol	1.328	110.431
n-Propanol	2.346	163.368

Scottsdale Police Department Crime Lab Volatiles Analysis

Sample:	[REDACTED]	Item number:	1138523
Injection date:	6/27/2017 8:10:35 PM	Vial:	61
Method:	ethanol quant.M	Sequence:	27Jun17
Instrument:	US14173023 CN14160045	Analyst:	Adrian
Data file:	C:\Chem32\1\Data\27Jun17\61.D		

Dissemination is restricted to Criminal Justice Agencies and authorized personnel only. Dissemination to unauthorized agencies is PROHIBITED.
Scottsdale City Prosecutor

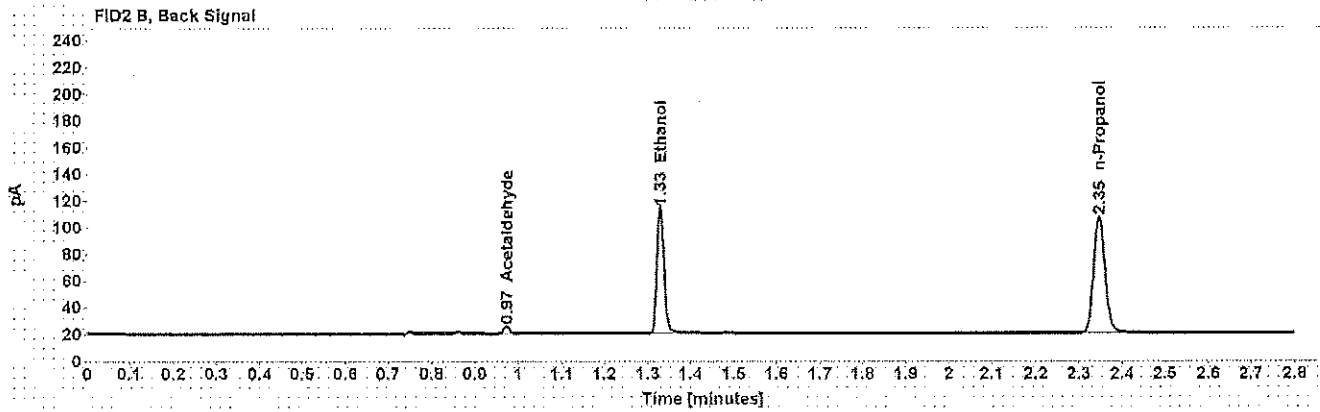
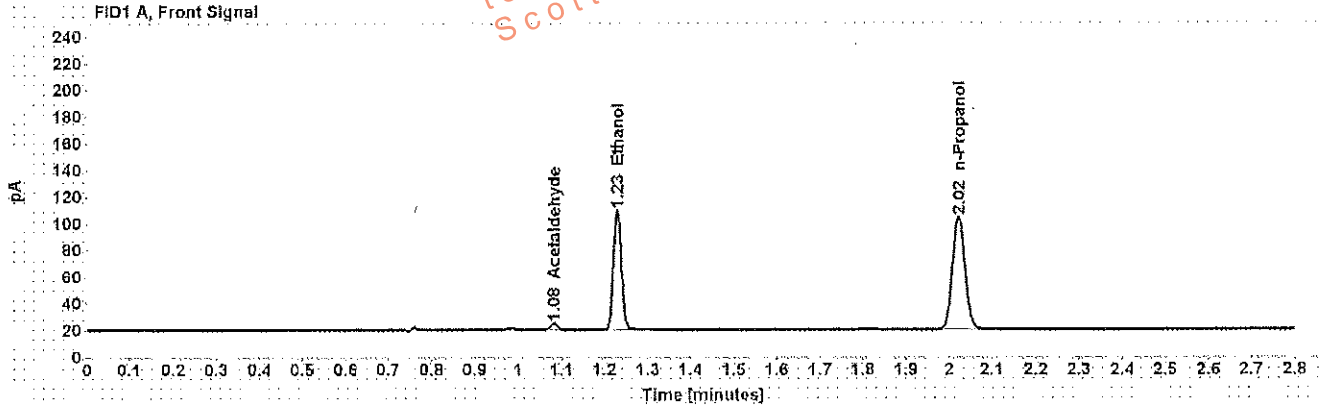


Table 1: FID 1 A (column DB-ALC1)

Compound	Amount (g/100mL)	Time (min)	Peak Area
Acetaldehyde	-----	1.082	5.236
>Ethanol	0.1858	1.229	115.186
n-Propanol	-----	2.023	172.345

Table 2: FID 2 B (column DB-ALC2)

Compound	Time (min)	Peak Area
Acetaldehyde	0.973	5.198
Ethanol	1.329	110.311
n-Propanol	2.346	162.304

Scottsdale Police Department Crime Lab Volatiles Analysis

Sample: [REDACTED]	Item number: 1102387
Injection date: 6/27/2017 8:14:34 PM	Vial: 62
Method: ethanol quant.M	Sequence: 27Jun17
Instrument: US14173023 CN14160045	Analyst: Adrian
Data file: C:\Chem3211\Data\27Jun17\62.D	

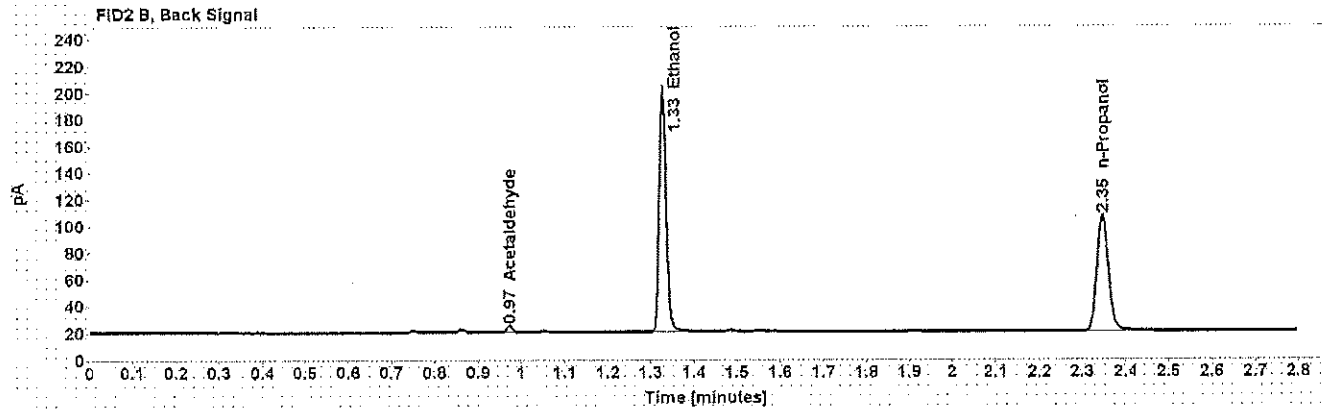
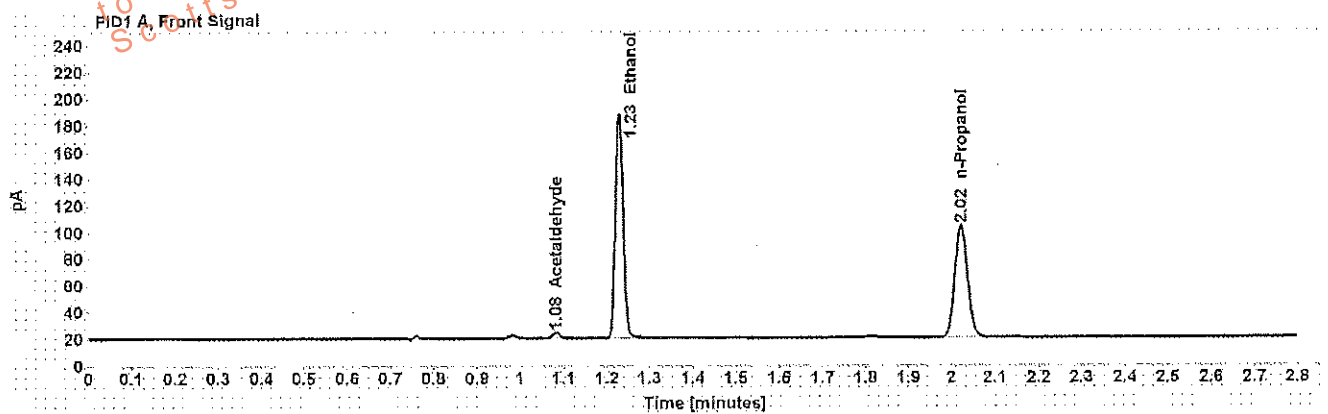


Table 1: FID 1 A (column DB-ALC1)

Compound	Amount (g/100mL)	Time (min)	Peak Area
Acetaldehyde	-----	1.082	4.637
>Ethanol	0.3491	1.229	216.226
n-Propanol	-----	2.023	171.516

Table 2: FID 2 B (column DB-ALC2)

Compound	Time (min)	Peak Area
Acetaldehyde	0.973	4.618
Ethanol	1.328	209.060
n-Propanol	2.346	162.033

Scottsdale Police Department Crime Lab Volatiles Analysis

Sample: [REDACTED]	Item number: 1102387
Injection date: 6/27/2017 8:18:35 PM	Vial: 63
Method: ethanol quant.M	Sequence: 27Jun17
Instrument: US14173023 CN14160045	Analyst: Adrian
Data file: C:\Chem32\1\Data\27Jun17\63.D	

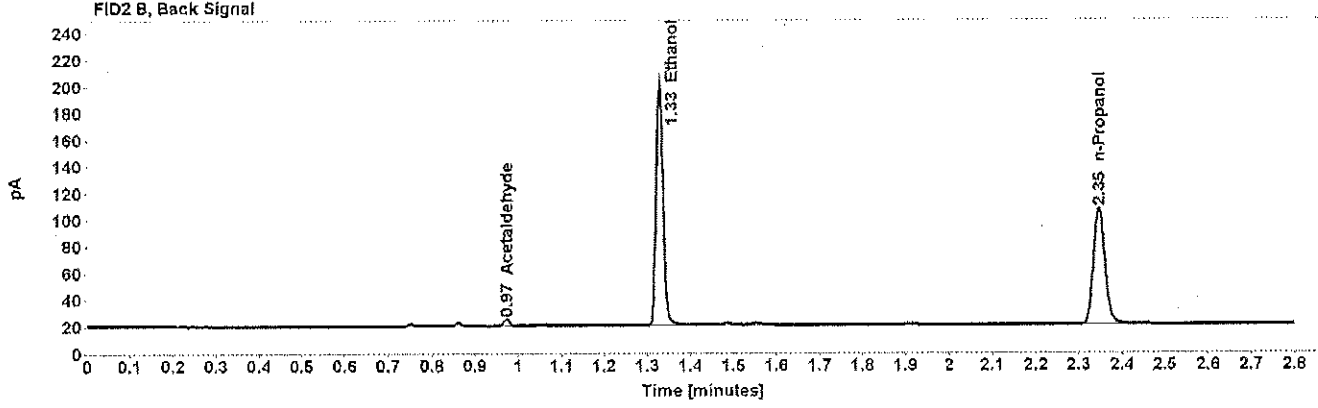
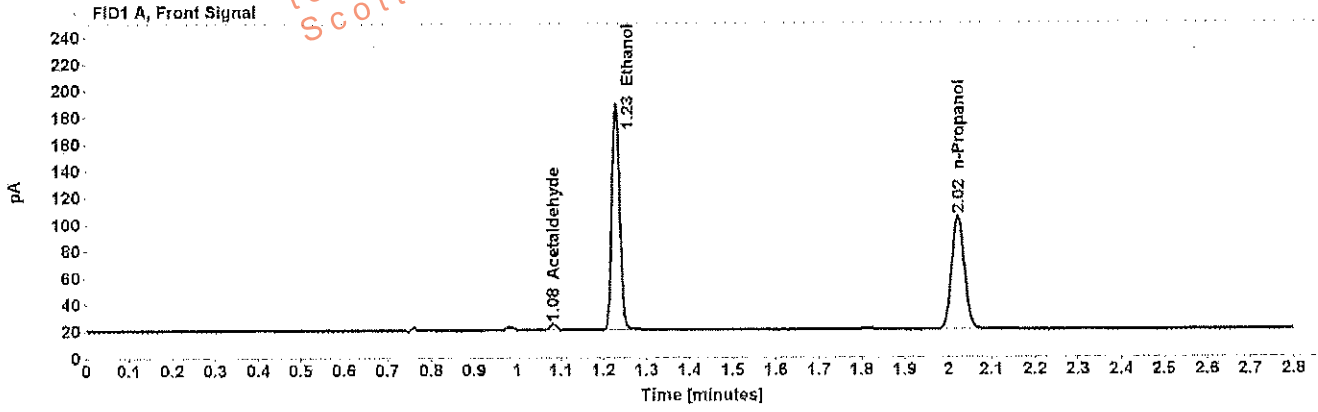


Table 1: FID 1 A (column DB-ALC1)

Compound	Amount (g/100mL)	Time (min)	Peak Area
Acetaldehyde	-----	1.082	4.631
>Ethanol	0.3506	1.229	217.995
n-Propanol	-----	2.023	172.167

Table 2: FID 2 B (column DB-ALC2)

Compound	Time (min)	Peak Area
Acetaldehyde	0.973	4.471
Ethanol	1.328	210.453
n-Propanol	2.346	162.747

Scottsdale Police Department Crime Lab Volatiles Analysis

Sample: [REDACTED]	Item number: 1132252
Injection date: 6/27/2017 8:26:35 PM	Vial: 65
Method: ethanol quant.M	Sequence: 27Jun17
Instrument: US14173023 CN14160045	Analyst: Adrian
Data file: C:\Chem32\1\Data\27Jun17\65.D	

Dissemination is restricted to Criminal Justice Agencies and authorized personnel only. Dissemination to unauthorized agencies is PROHIBITED.
Scottsdale City Prosecutor

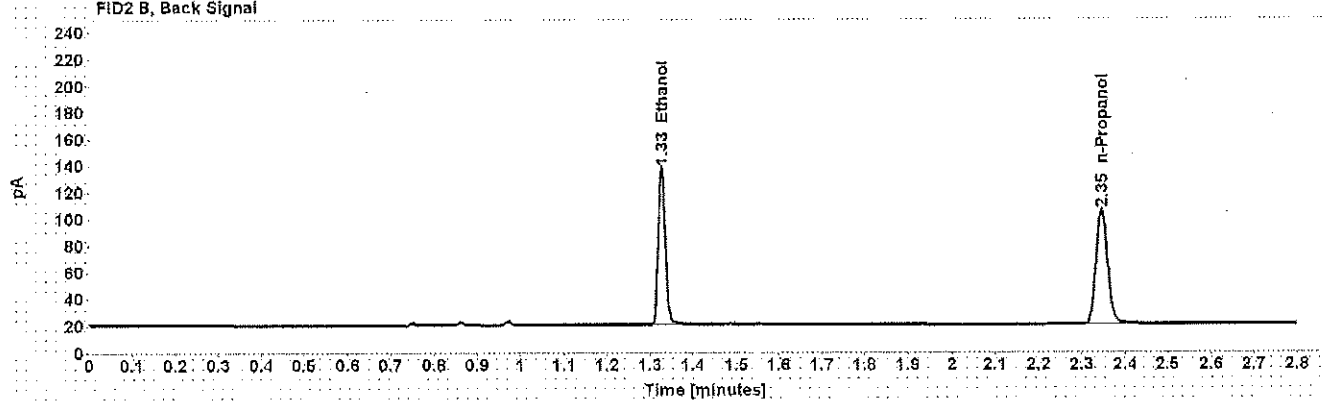
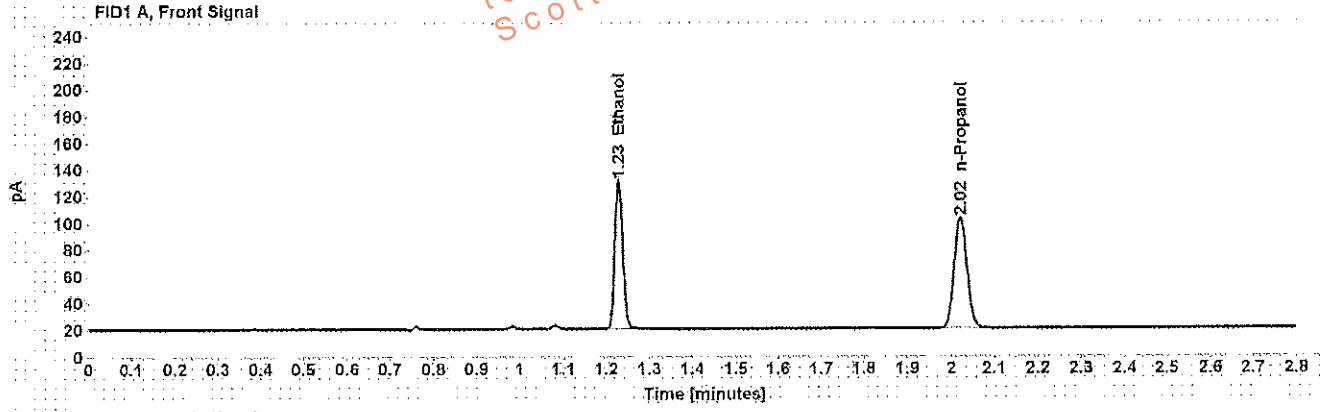


Table 1: FID 1 A (column DB-ALC1)

Compound	Amount (g/100mL)	Time (min)	Peak Area
>Ethanol	0.2347	1.228	143.100
n-Propanol	-----	2.022	169.188

Table 2: FID 2 B (column DB-ALC2)

Compound	Time (min)	Peak Area
Ethanol	1.327	136.906
n-Propanol	2.345	159.549

Scottsdale Police Department Crime Lab Volatiles Analysis

Sample: [REDACTED]	Item number: 1132252
Injection date: 6/27/2017 8:30:34 PM	Vial: 66
Method: ethanol.quant.M	Sequence: 27Jun17
Instrument: US14173023 CN14160045	Analyst: Adrian
Data file: C:\Chem3211\Data\27Jun17\66.D	

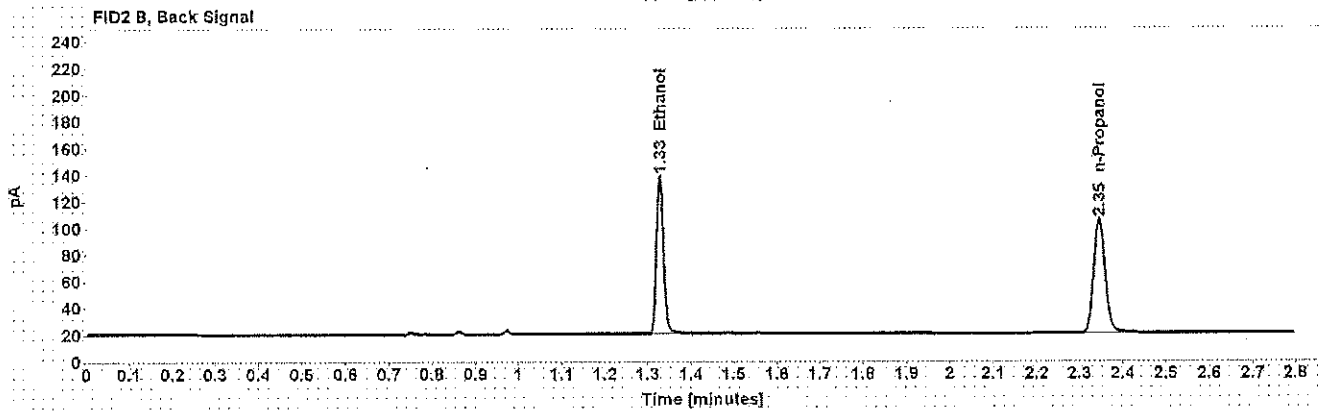
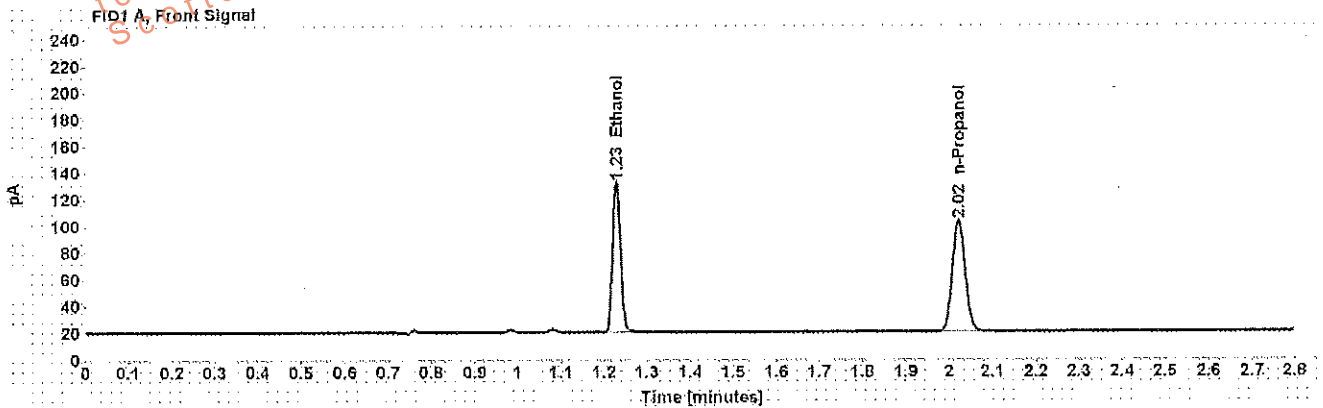


Table 1: FID 1 A (column DB-ALC1)

Compound	Amount (g/100mL)	Time (min)	Peak Area
>Ethanol	0.2363	1.229	144.539
n-Propanol	-----	2.022	169.709

Table 2: FID 2 B (column DB-ALC2)

Compound	Time (min)	Peak Area
Ethanol	1.328	138.443
n-Propanol	2.345	159.544

Scottsdale Police Department Crime Lab Volatiles Analysis

Sample: [REDACTED]	Item number: 1157498
Injection date: 6/27/2017 8:34:49 PM	Vial: 67
Method: ethanol quant.M	Sequence: 27Jun17
Instrument: US14173023 CN14180045	Analyst: Adrian
Data file: C:\Chem32\11Data\27Jun17\167.D	

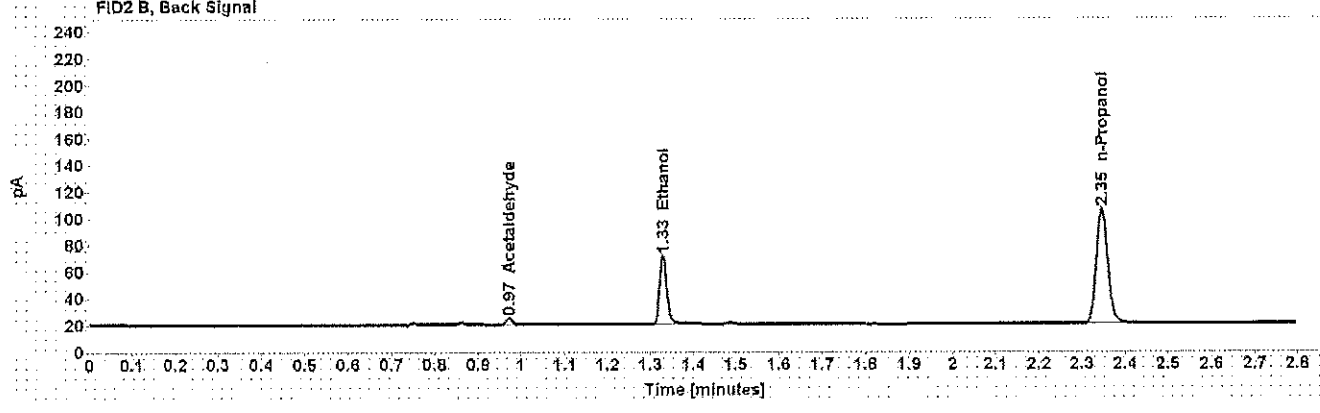
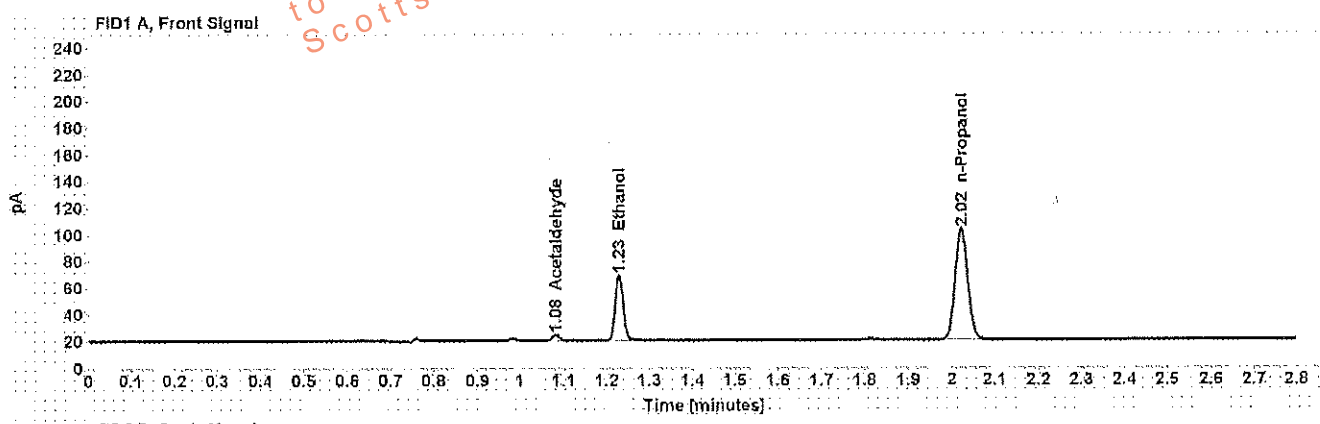


Table 1: FID 1 A (column DB-ALC1)

Compound	Amount (g/100mL)	Time (min)	Peak Area
Acetaldehyde	-----	1.082	4.669
>Ethanol	0.1041	1.229	63.537
n-Propanol	-----	2.022	170.855

Table 2: FID 2 B (column DB-ALC2)

Compound	Time (min)	Peak Area
Acetaldehyde	0.973	4.654
Ethanol	1.329	60.273
n-Propanol	2.346	160.660

Scottsdale Police Department Crime Lab Volatiles Analysis

Sample:	[REDACTED]	Item number:	1157498
Injection date:	6/27/2017 8:38:50 PM	Vial:	68
Method:	ethanol quant.M	Sequence:	27Jun17
Instrument:	US14173023 CN14160045	Analyst:	Adrian
Data file:	C:\Chem32\1\Data\27Jun17\68.D		

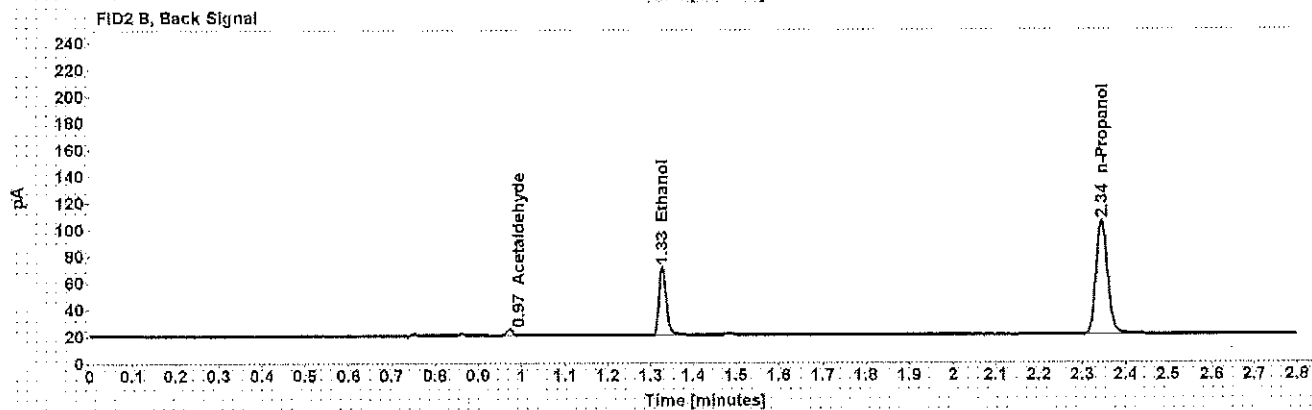
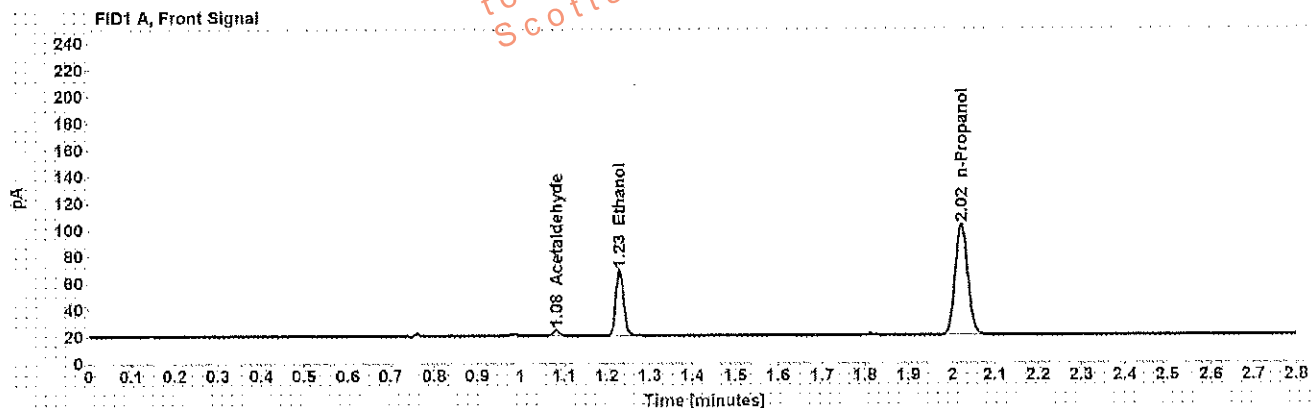


Table 1: FID 1 A (column DB-ALC1)

Compound	Amount (g/100mL)	Time (min)	Peak Area
Acetaldehyde	-----	1.082	4.482
>Ethanol	0.1040	1.229	63.058
n-Propanol	-----	2.022	169.668

Table 2: FID 2 B (column DB-ALC2)

Compound	Time (min)	Peak Area
Acetaldehyde	0.972	4.432
Ethanol	1.328	59.877
n-Propanol	2.345	159.495

Scottsdale Police Department Crime Lab Volatiles Analysis

Sample: [REDACTED]	Item number: 1157503
Injection date: 6/27/2017 8:42:49 PM	Vial: 69
Method: ethanol quant.M	Sequence: 27Jun17
Instrument: US14173023 CN14180045	Analyst: Adrian
Data file: C:\Chem3211\Data\27Jun17\69.D	

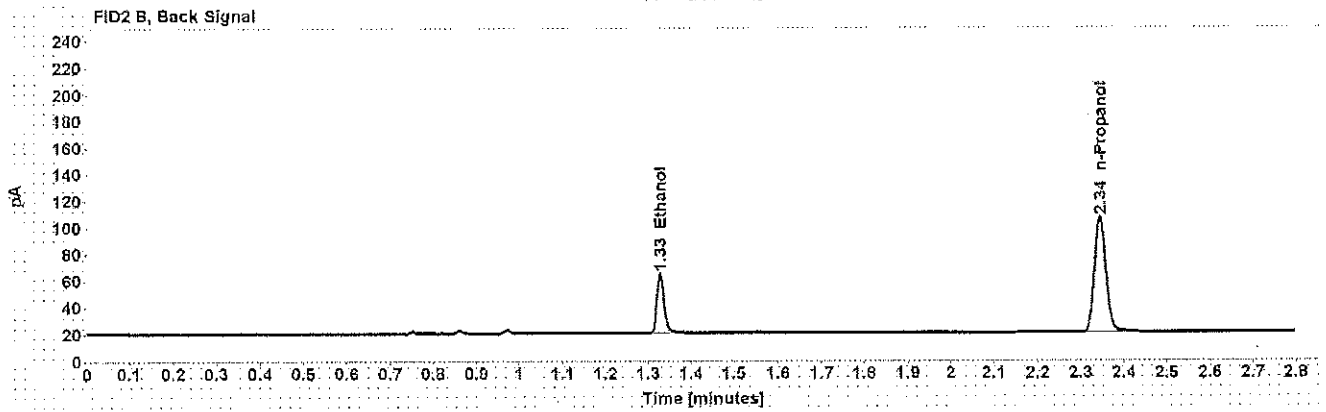
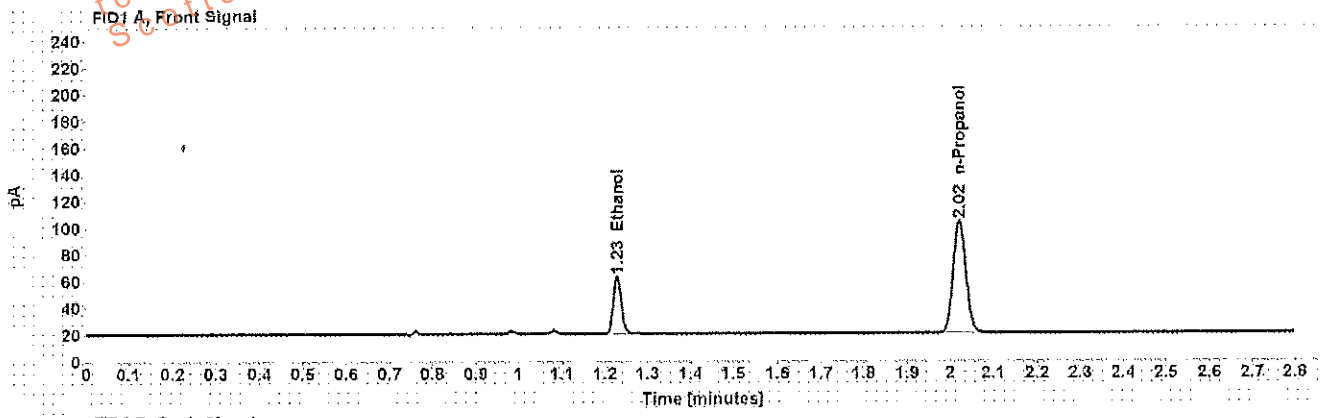


Table 1: FID 1 A (column DB-ALC1)

Compound	Amount (g/100mL)	Time (min)	Peak Area
>Ethanol	0.0902	1.229	55.124
n-Propanol	-----	2.021	171.388

Table 2: FID 2 B (column DB-ALC2)

Compound	Time (min)	Peak Area
Ethanol	1.328	52.512
n-Propanol	2.344	161.554

Scottsdale Police Department Crime Lab Volatiles Analysis

Sample: [REDACTED]	Item number: 1157503
Injection date: 6/27/2017 8:46:49 PM	Vial: 70
Method: ethanol quant.M	Sequence: 27Jun17
Instrument: US14173023 CN14160045	Analyst: Adrian
Data file: C:\Chem32\1\Data\27Jun17\170.D	

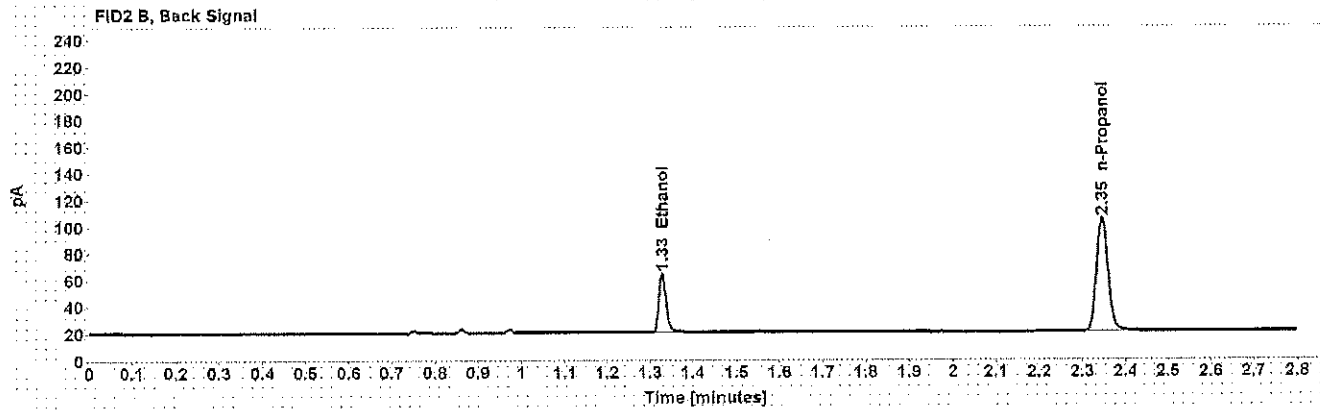
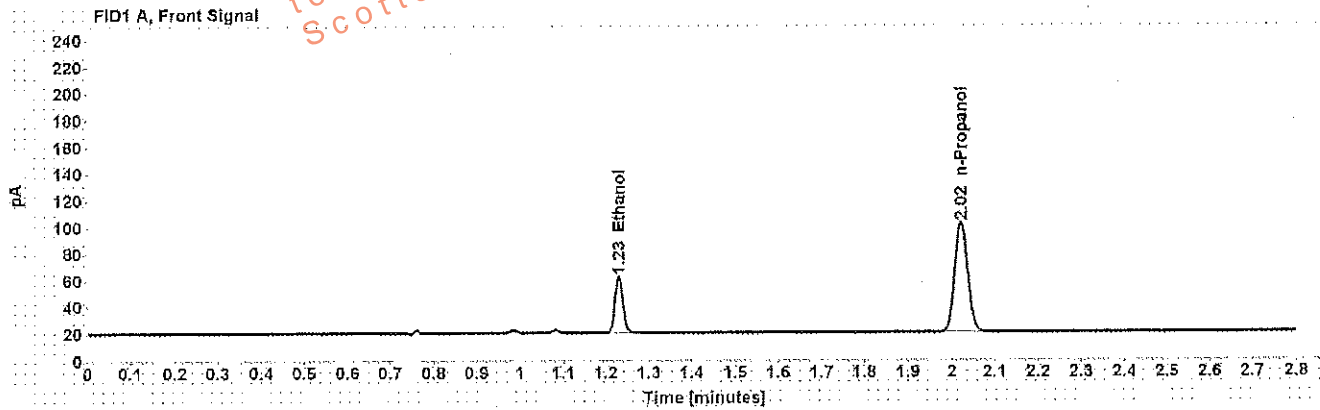


Table 1: FID 1 A (column DB-ALC1)

Compound	Amount (g/100mL)	Time (min)	Peak Area
>Ethanol	0.0913	1.229	54.689
n-Propanol	-----	2.022	168.001

Table 2: FID 2 B (column DB-ALC2)

Compound	Time (min)	Peak Area
Ethanol	1.329	52.038
n-Propanol	2.346	158.524

Scottsdale Police Department Crime Lab Volatiles Analysis

Sample:	[REDACTED]	Item number:	1158962
Injection date:	6/27/2017 8:50:50 PM	Vial:	71
Method:	ethanol quant.M	Sequence:	27Jun17
Instrument:	US14173023 CN14160045	Analyst:	Adrian
Data file:	C:\Chem32\1\Data\27Jun17\174.D		

Dissemination is restricted to Criminal Justice Agencies and authorized personnel only. Dissemination to unauthorized agencies is PROHIBITED. Scottsdale City Prosecutor

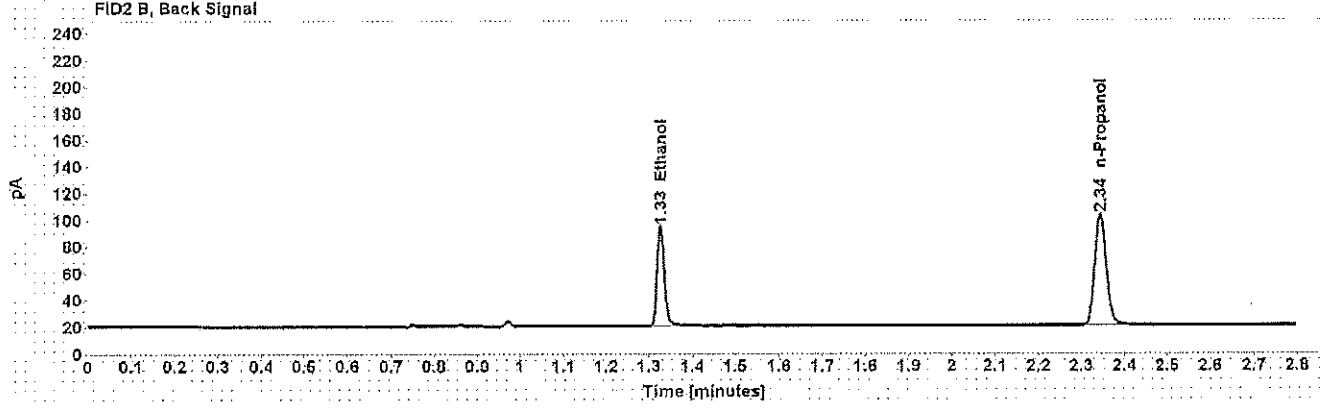
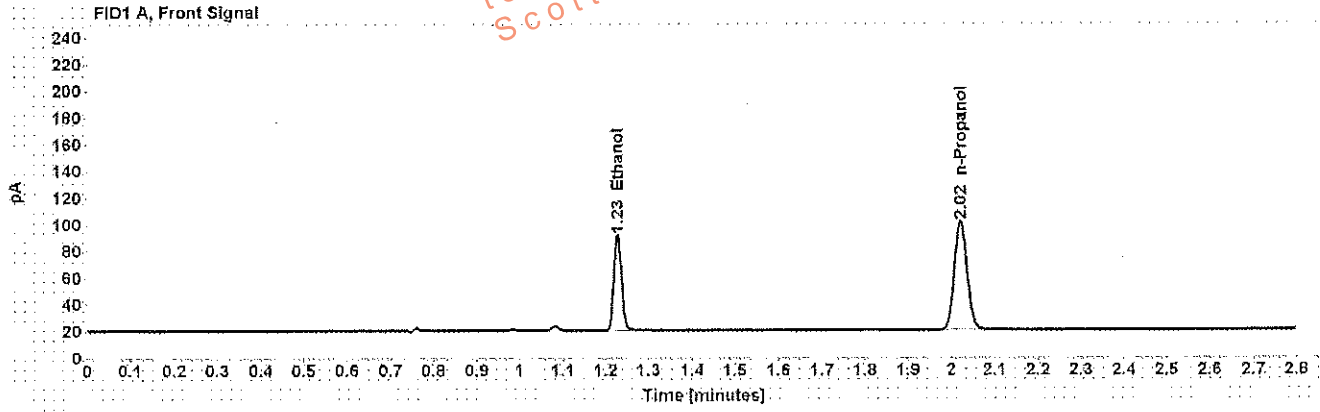


Table 1: FID 1 A (column DB-ALC1)

Compound	Amount (g/100mL)	Time (min)	Peak Area
>Ethanol	0.1542	1.228	91.757
n-Propanol	-----	2.021	165.698

Table 2: FID 2 B (column DB-ALC2)

Compound	Time (min)	Peak Area
Ethanol	1.326	87.493
n-Propanol	2.344	155.657

Scottsdale Police Department Crime Lab Volatiles Analysis

Sample: [REDACTED]	Item number: 1158962
Injection date: 6/27/2017 8:54:50 PM	Vial: 72
Method: ethanol quant.M	Sequence: 27Jun17
Instrument: US14173023 CN14160045	Analyst: Adrian
Data file: C:\Chem32\11Data\27Jun17\72.D	

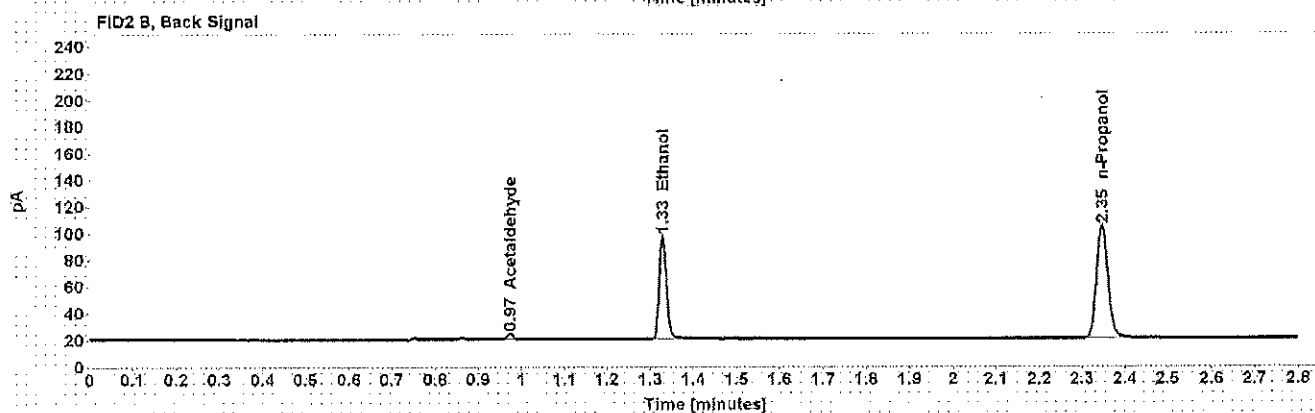
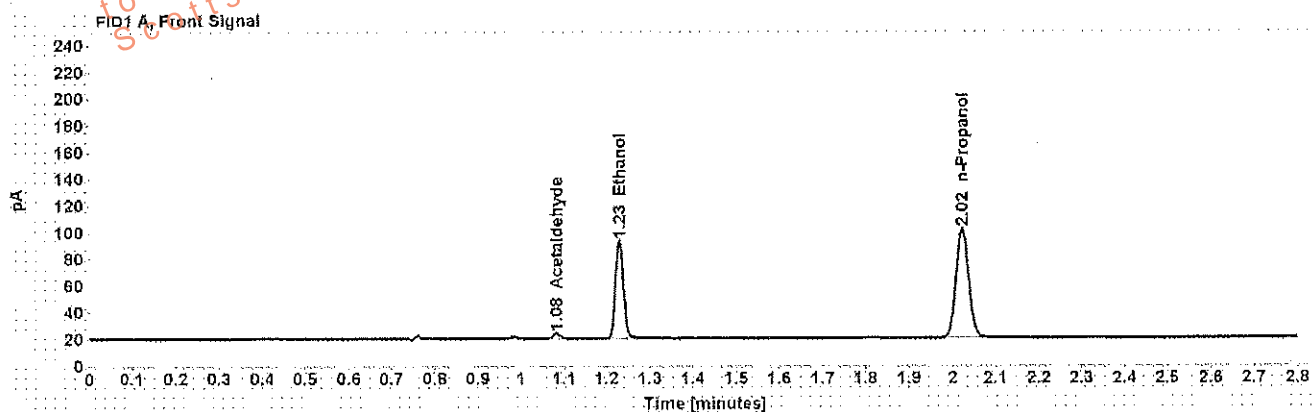


Table 1: FID 1 A (column DB-ALC1)

Compound	Amount (g/100mL)	Time (min)	Peak Area
Acetaldehyde	-----	1.082	4.033
>Ethanol	0.1572	1.229	94,504
n-Propanol	-----	2.022	167,405

Table 2: FID 2 B (column DB-ALC2)

Compound	Time (min)	Peak Area
Acetaldehyde	0.973	3,945
Ethanol	1.329	90,189
n-Propanol	2.346	157,115

Scottsdale Police Department Crime Lab Volatiles Analysis

Sample: [REDACTED]	Item number: 1157520
Injection date: 6/27/2017 8:59:05 PM	Vial: 73
Method: ethanol quant.M	Sequence: 27Jun17
Instrument: US14173023 CN14160045	Analyst: Adrian
Data file: C:\Chem32\1\Data\27Jun17\73.D	

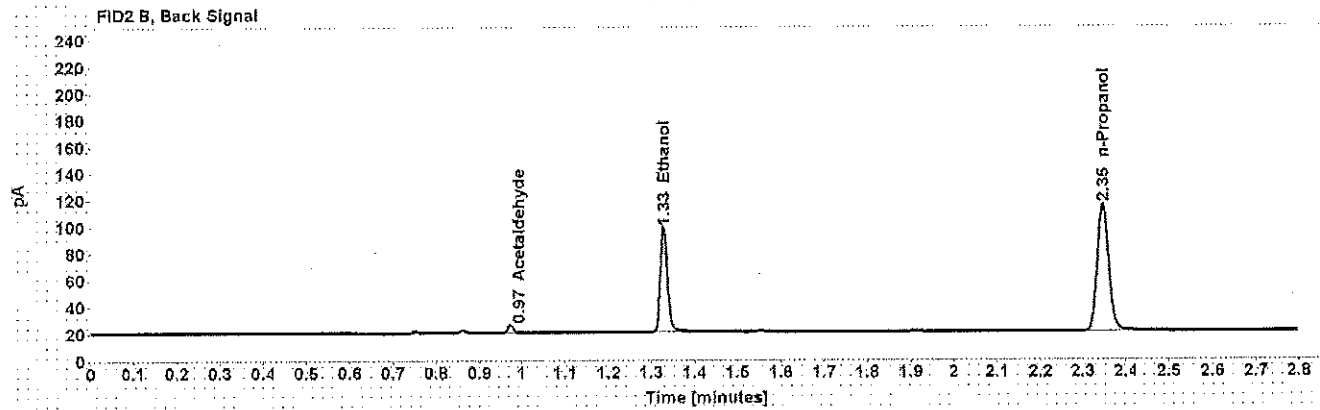
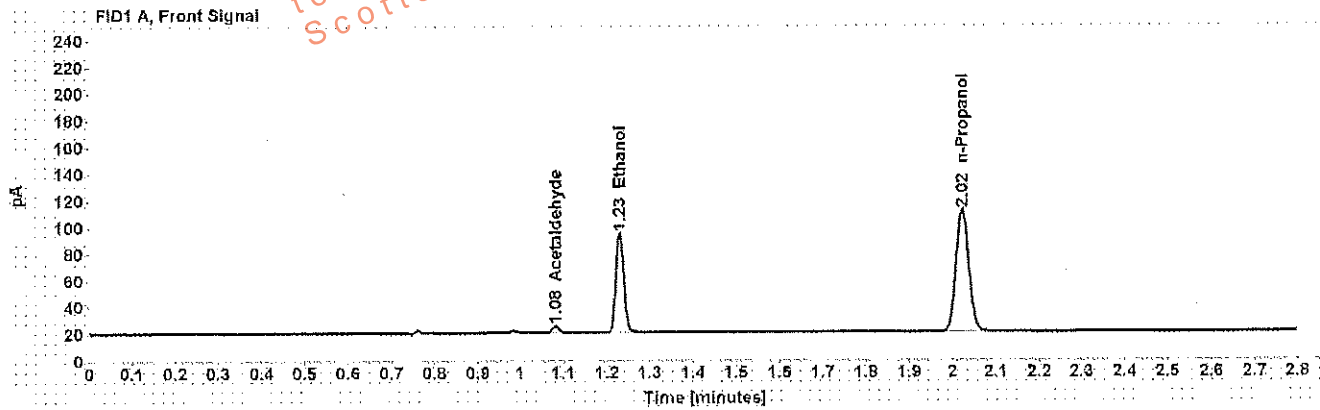


Table 1: FID 1 A (column DB-ALC1)

Compound	Amount (g/100mL)	Time (min)	Peak Area
Acetaldehyde	-----	1.082	5.119
>Ethanol	0.1425	1.229	95.700
n-Propanol	-----	2.023	187.181

Table 2: FID 2 B (column DB-ALC2)

Compound	Time (min)	Peak Area
Acetaldehyde	0.973	5.093
Ethanol	1.329	91.381
n-Propanol	2.346	176.854

Scottsdale Police Department Crime Lab Volatiles Analysis

Sample: [REDACTED]	Item number: 1157520
Injection date: 6/27/2017 9:03:04 PM	Vial: 74
Method: ethanol quant.M	Sequence: 27Jun17
Instrument: US14173023 CN14160045	Analyst: Adrian
Data file: C:\Chem32\1\Data\27Jun17\74.D	

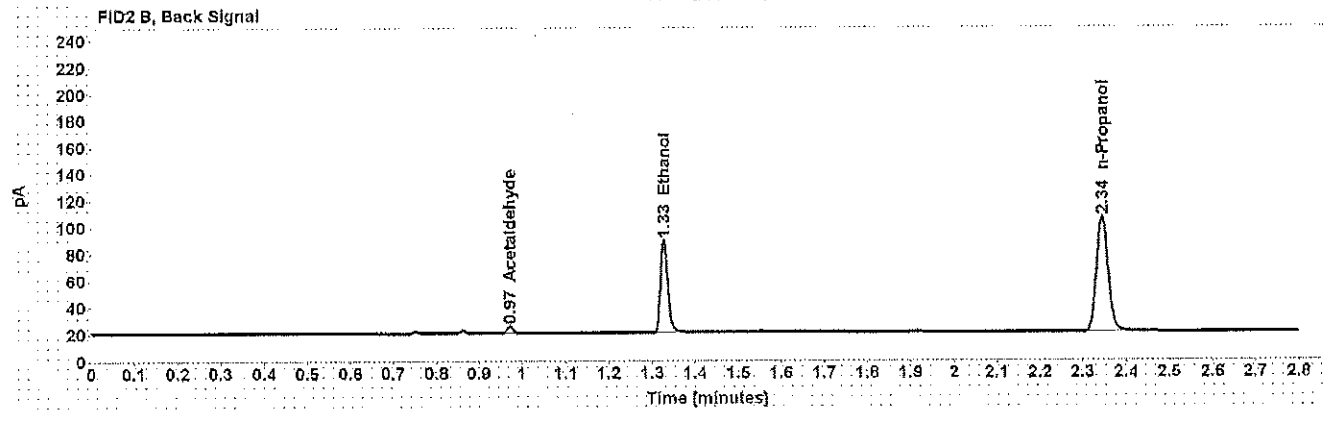
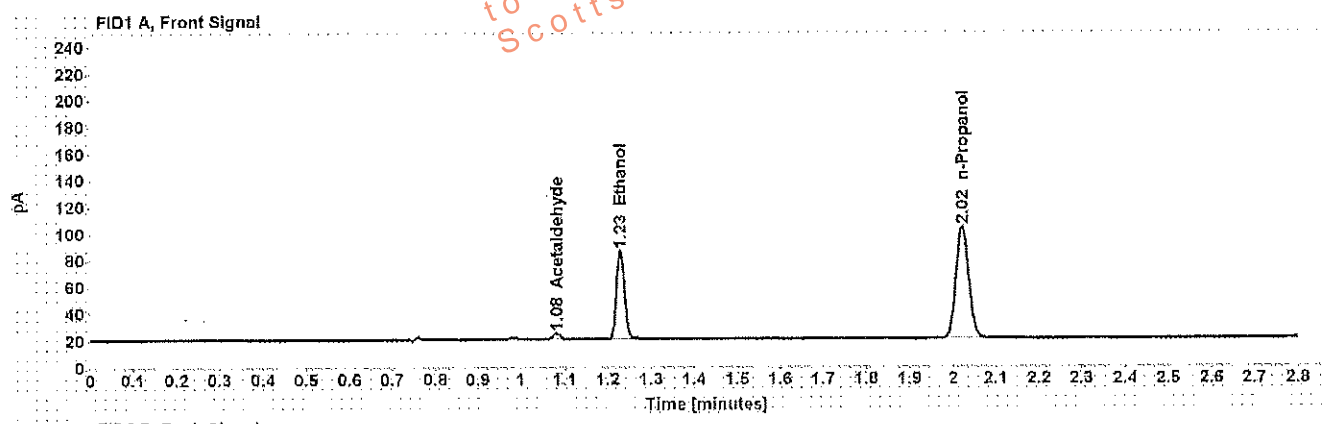


Table 1: FID 1 A (column DB-ALC1)

Compound	Amount (g/100mL)	Time (min)	Peak Area
Acetaldehyde	-----	1.082	4.776
>Ethanol	0.1388	1.229	85.133
n-Propanol	-----	2.022	170.962

Table 2: FID 2 B (column DB-ALC2)

Compound	Time (min)	Peak Area
Acetaldehyde	0.972	4.780
Ethanol	1.327	81.426
n-Propanol	2.345	161.427

Scottsdale Police Department Crime Lab Volatiles Analysis

Sample: [REDACTED]	Item number: 1160335
Injection date: 6/27/2017 9:11:05 PM	Vial: 76
Method: ethanol.quant.M	Sequence: 27Jun17
Instrument: US14173023 CN14160045	Analyst: Adrian
Data file: C:\Chem32\11\Data\27Jun17\76.D	

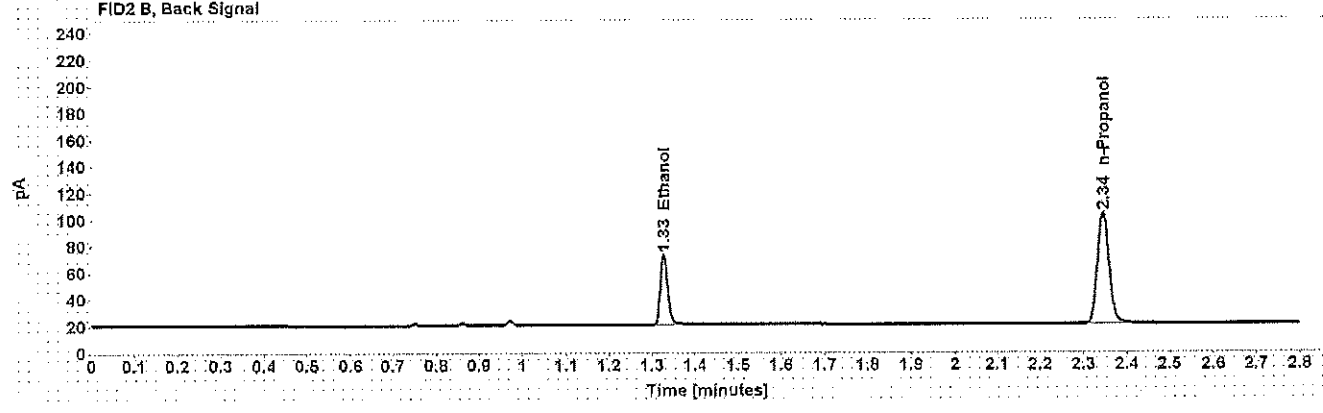
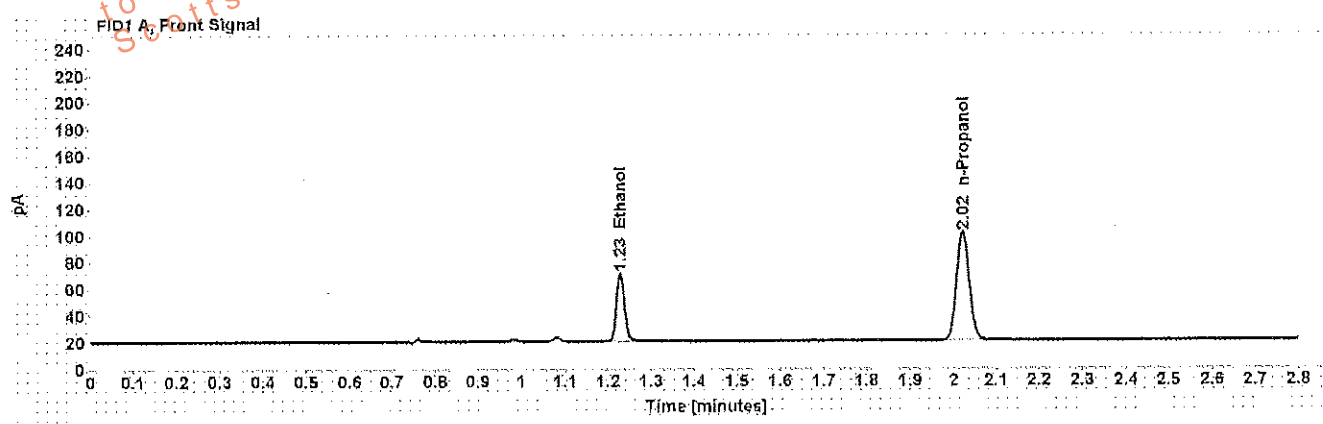


Table 1: FID 1 A (column DB-ALC1)

Compound	Amount (g/100mL)	Time (min)	Peak Area
>Ethanol	0.1096	1.228	65.072
n-Propanol	-----	2.021	165.993

Table 2: FID 2 B (column DB-ALC2)

Compound	Time (min)	Peak Area
Ethanol	1.327	61.853
n-Propanol	2.345	156.093

Scottsdale Police Department Crime Lab Volatiles Analysis

Sample: [REDACTED]	Item number: 1160335
Injection date: 6/27/2017 9:15:05 PM	Vial: 77
Method: ethanol quant.M	Sequence: 27Jun17
Instrument: US14173023 CN14160045	Analyst: Adrian
Data file: C:\Chem32\1\Data\27Jun17\77.D	

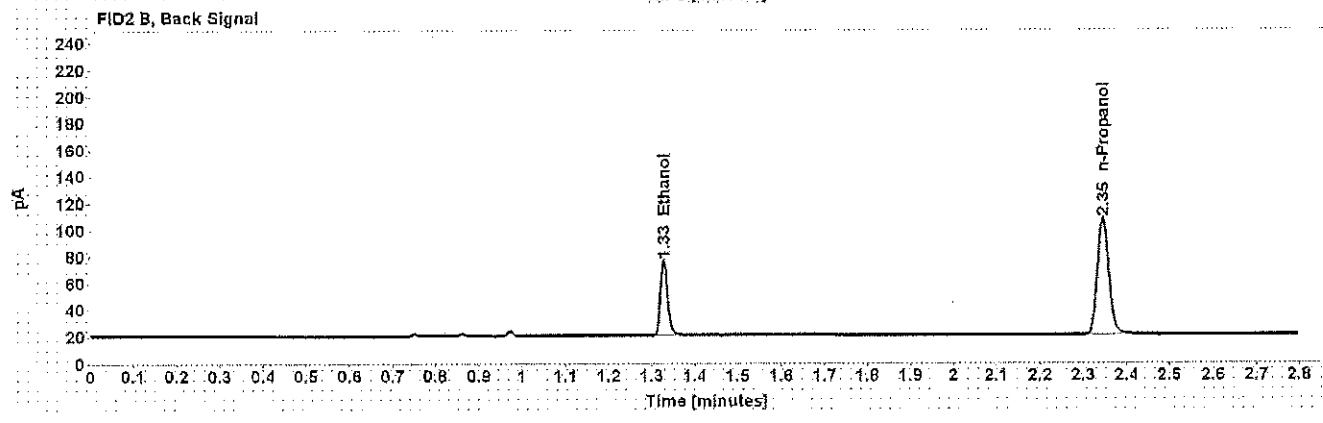
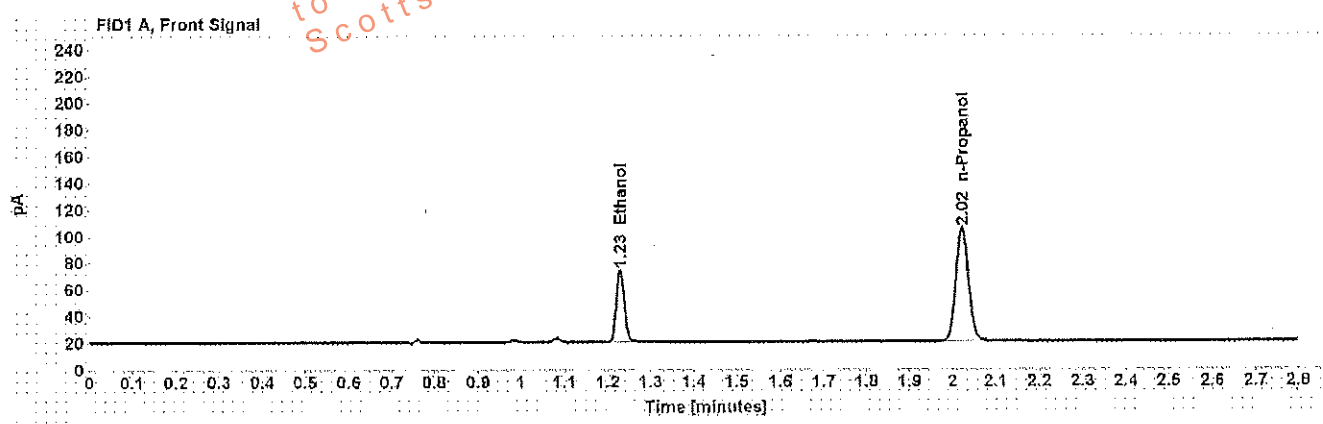


Table 1: FID 1 A (column DB-ALC1)

Compound	Amount (g/100mL)	Time (min)	Peak Area
>Ethanol	0.1118	1.229	69.344
n-Propanol	-----	2.022	173.475

Table 2: FID 2 B (column DB-ALC2)

Compound	Time (min)	Peak Area
Ethanol	1.328	66.070
n-Propanol	2.345	162.843

Scottsdale Police Department Crime Lab Volatiles Analysis

Sample: [REDACTED]	Item number: 1138683
Injection date: 6/27/2017 9:19:04 PM	Vial: 78
Method: ethanol quant.M	Sequence: 27Jun17
Instrument: US14173023 CN14160045	Analyst: Adrian
Data file: C:\Chem32\1\Data\27Jun17\78.D	

Dissemination is restricted to Criminal Justice Agencies and authorized Non-C.J. Agencies ONLY. Secondary dissemination to unauthorized agencies is PROHIBITED. Scottsdale City Prosecutor

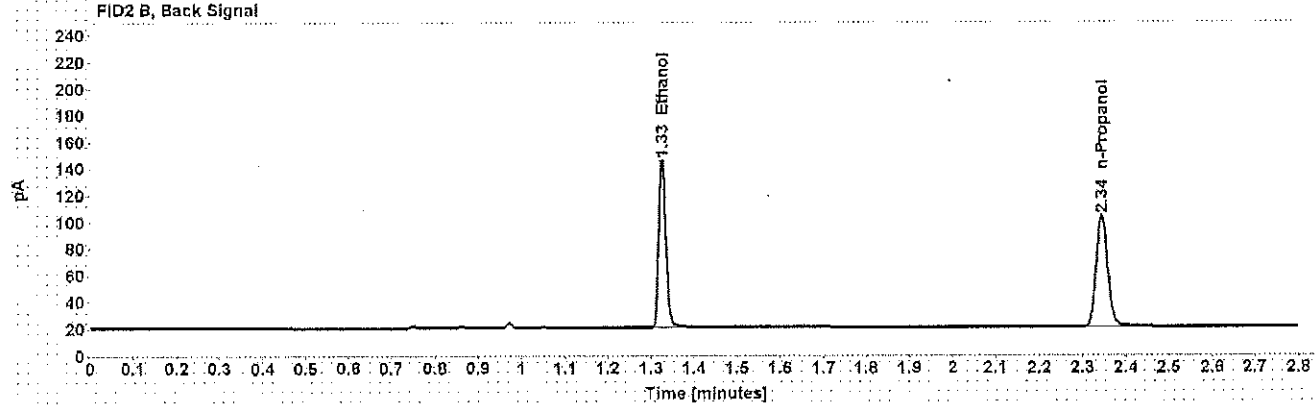
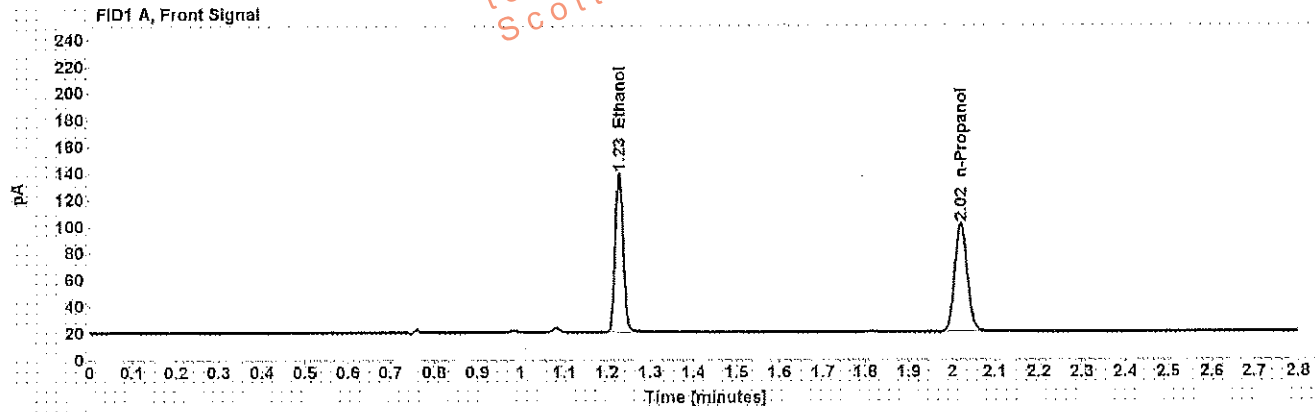


Table 1: FID 1 A (column DB-ALC1)

Compound	Amount (g/100mL)	Time (min)	Peak Area
>Ethanol	0.2563	1.228	153.283
n-Propanol	-----	2.021	165.884

Table 2: FID 2 B (column DB-ALC2)

Compound	Time (min)	Peak Area
Ethanol	1.326	146.995
n-Propanol	2.344	155.772

Scottsdale Police Department Crime Lab Volatiles Analysis

Sample: [REDACTED]	Item number: 1138683
Injection date: 6/27/2017 9:23:20 PM	Vial: 79
Method: ethanol.quant.M	Sequence: 27Jun17
Instrument: US14173023 CN14160045	Analyst: Adrian
Data file: C:\Chem3211\Data\27Jun17\79.D	

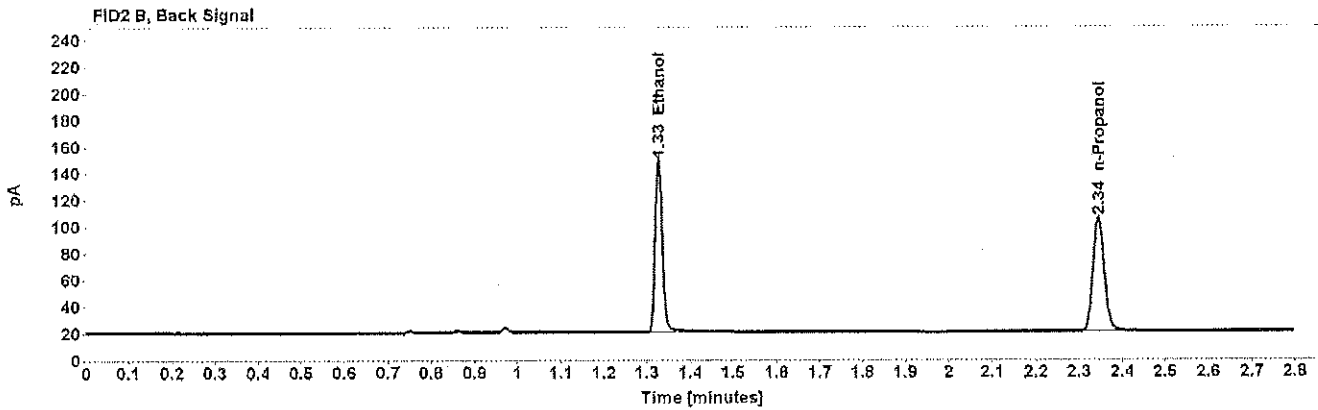
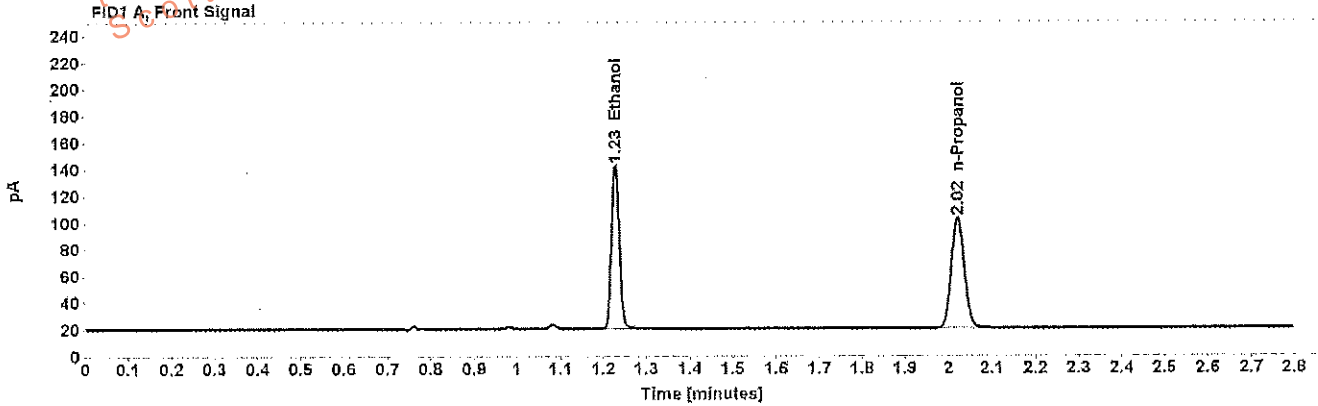


Table 1: FID 1 A (column DB-ALC1)

Compound	Amount (g/100mL)	Time (min)	Peak Area
>Ethanol	0.2576	1.228	157.338
n-Propanol	-----	2.021	169.432

Table 2: FID 2 B (column DB-ALC2)

Compound	Time (min)	Peak Area
Ethanol	1.327	151.118
n-Propanol	2.344	159.391

Scottsdale Police Department Crime Lab Volatiles Analysis

Sample: [REDACTED]	Item number: 1157911
Injection date: 6/27/2017 9:27:20 PM	Vial: 80
Method: ethanol quant.M	Sequence: 27Jun17
Instrument: US14173023 CN14160045	Analyst: Adrian
Data file: C:\Chem32\1\Data\27Jun17\80.D	

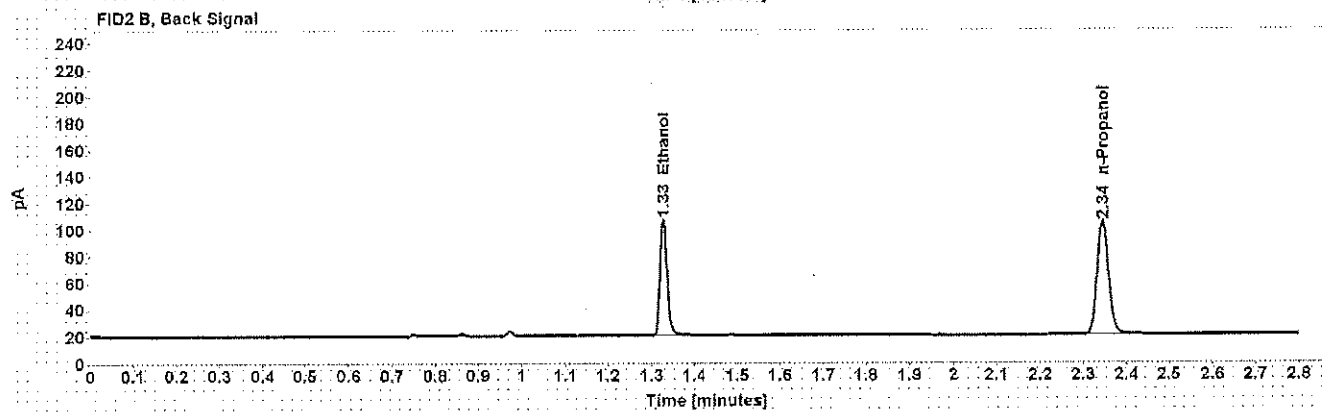
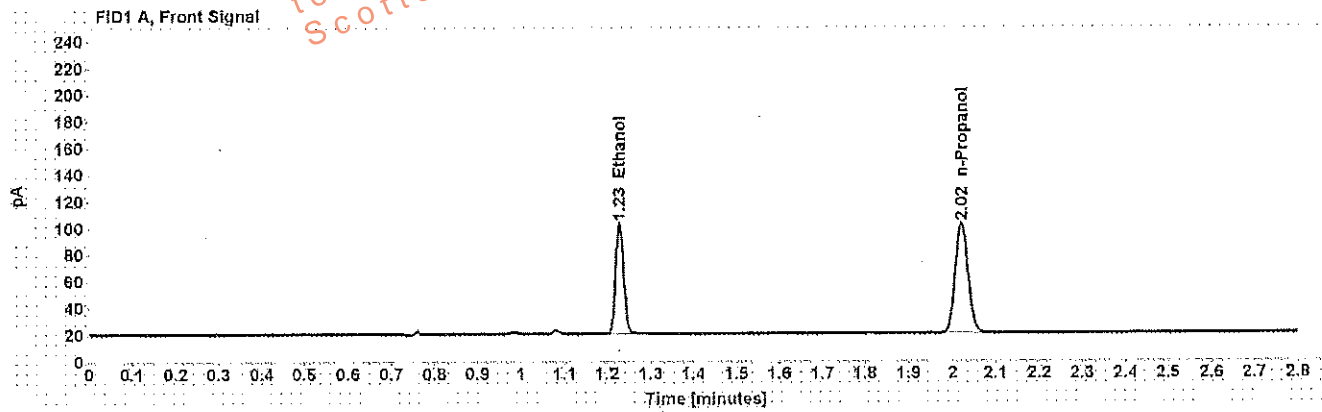


Table 1: FID 1 A (column DB-ALC1)

Compound	Amount (g/100mL)	Time (min)	Peak Area
>Ethanol	0.1757	1.228	106.330
n-Propanol	-----	2.021	168.293

Table 2: FID 2 B (column DB-ALC2)

Compound	Time (min)	Peak Area
Ethanol	1.327	101.473
n-Propanol	2.345	158.419

Scottsdale Police Department Crime Lab Volatiles Analysis

Sample: [REDACTED]	Item number: 1157911
Injection date: 6/27/2017 9:31:20 PM	Vial: 81
Method: ethanol quant.M	Sequence: 27Jun17
Instrument: US14173023 CN14160045	Analyst: Adrian
Data file: C:\Chem32\1\Data\27Jun17\81.D	

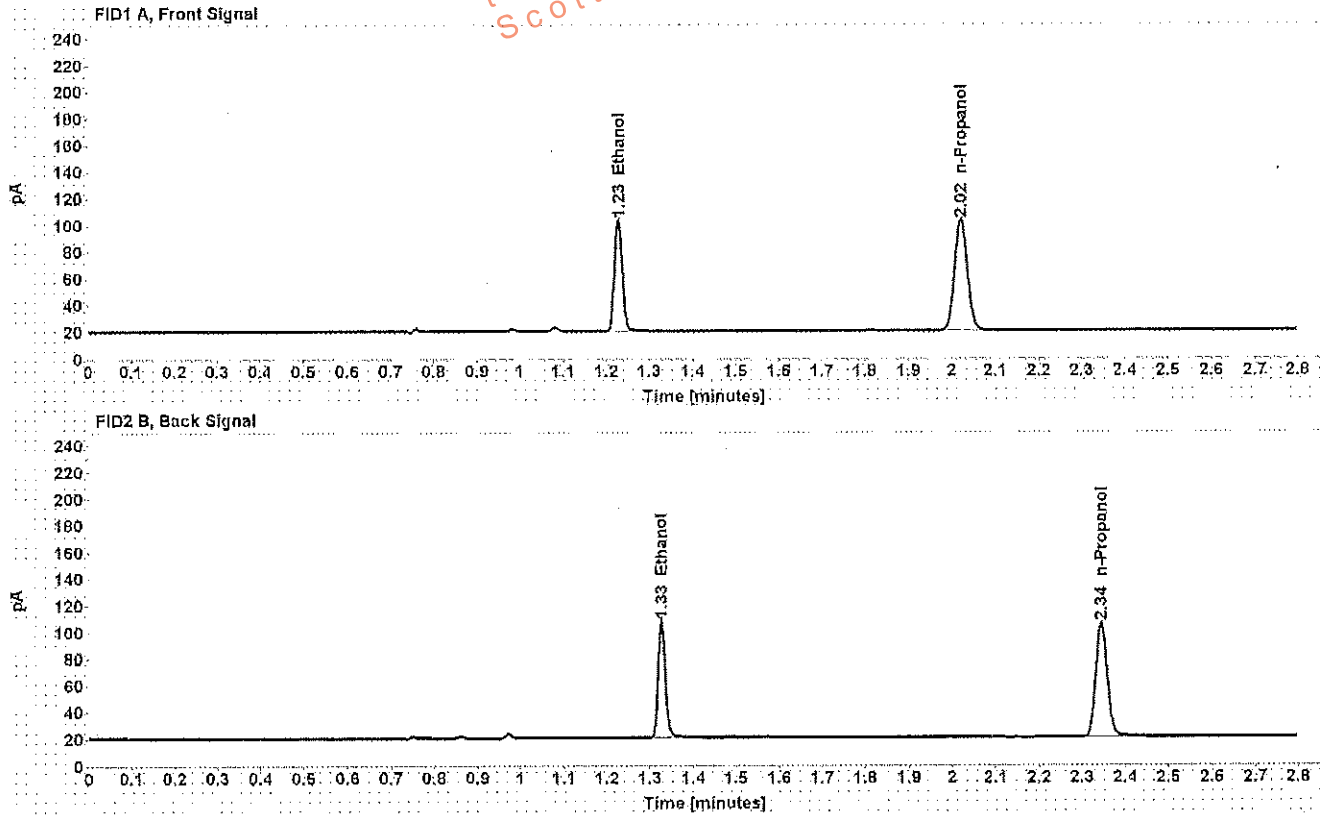


Table 1: FID 1 A (column DB-ALC1)

Compound	Amount (g/100mL)	Time (min)	Peak Area
>Ethanol	0.1750	1.228	106.978
n-Propanol	-----	2.021	170.018

Table 2: FID 2 B (column DB-ALC2)

Compound	Time (min)	Peak Area
Ethanol	1.327	102.069
n-Propanol	2.344	159.843