

# SCOTTSDALE POLICE DEPARTMENT CRIME LABORATORY BLOOD ALCOHOL FACE SHEET

ANALYSIS DATE 7/11/2017 SEQUENCE NAME 11Jul17

### EQUIPMENT

Pipettor  Hamilton ML600EH7497  Hamilton ML600GJ10749  
 Gas Chromatograph  Agilent US14173023

### INSTRUMENT CALIBRATION

Vial 1	0.02 calibrator	Lot	<u>FN03241604</u>	Coefficient of determination (r <sup>2</sup> )
Vial 2	0.10 calibrator	Lot	<u>FN06181501</u>	
Vial 3	0.20 calibrator	Lot	<u>FN07201502</u>	
Vial 4	0.40 calibrator	Lot	<u>FN11191402</u>	

0.99997

### CALIBRATION VERIFICATION AND RESOLUTION TEST

Vial	Sample	Expected result	Measured result	Manufacturer/lot
5	Blank	Not detected	Not detected	SPD lab 041717
6	Volatiles mixture	6 compounds	6 compounds	SPD lab 020917WLA
7	Aqueous control	0.400 g/dL	0.401 g/dL	Lipomed 08012015-C
8	Aqueous control	0.040 g/dL	0.039 g/dL	Lipomed 09022015-A
9	Blood control	0.200 g/dL	0.207 g/dL	ACQ 407041529/3
20	Aqueous control	0.080 g/dL	0.081 g/dL	Lipomed 28082014-B
31	Aqueous control	0.150 g/dL	0.151 g/dL	Lipomed 09022015-C
42	Blood control	0.200 g/dL	0.201 g/dL	ACQ 407041529/3
53	Aqueous control	0.080 g/dL	0.081 g/dL	Lipomed 28082014-B
64	Aqueous control	0.150 g/dL	0.151 g/dL	Lipomed 09022015-C
75	Blood control	0.200 g/dL	0.201 g/dL	ACQ 407041529/3
82	Aqueous control	0.400 g/dL	0.407 g/dL	Lipomed 08012015-C
83	Aqueous control	0.040 g/dL	0.040 g/dL	Lipomed 09022015-A
84	Blood control	0.200 g/dL	0.202 g/dL	ACQ 407041529/3
85	Blank	Not detected	Not detected	SPD lab 041717

### SUBJECT SAMPLES

Subjects in the sequence 33 Subjects requiring reanalysis 0

ADDITIONAL NOTES: All testing proceeded as expected.  
 \_\_\_\_\_  
 \_\_\_\_\_  
 \_\_\_\_\_

Run valid  WAB1570 7/12/17 Run valid   
 Run invalid  Analyst Run invalid  KOSECKI 7/13/17 Technical Reviewer

# Scottsdale Police Department Crime Laboratory Sequence Quality Assurance Summary

WA

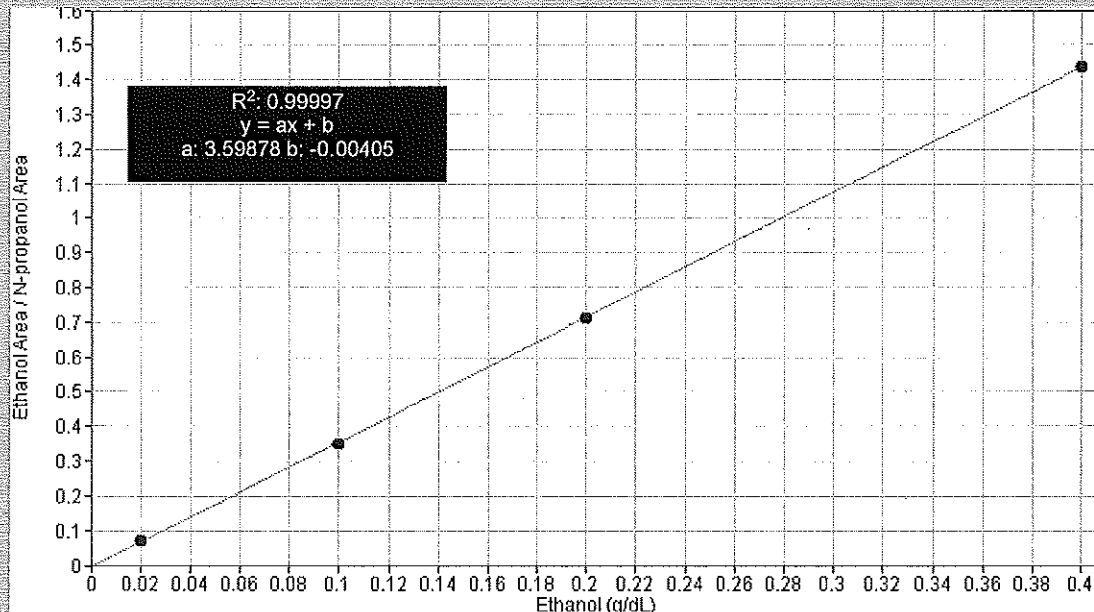
SEQUENCE NAME: 11Jul17

ANALYST: Adrian

Sample Name	Vial	Measured Value (g/dL)	Expected Value (g/dL)	Percent Difference	Absolute Difference (g/dL)
blank 041717	5	negative	negative	-	-
0.400 Lipomed 08012015-C	7	0.401	0.400	0.25	0.001
0.040 Lipomed 09022015-A	8	0.039	0.040	2.50	-0.001
0.20 ACQ 407041529/3	9	0.207	0.200	3.50	0.007
0.080 Lipomed 28082014-B	20	0.081	0.080	1.25	0.001
0.150 Lipomed 09022015-C	31	0.151	0.150	0.67	0.001
0.20 ACQ 407041529/3	42	0.201	0.200	0.50	0.001
0.080 Lipomed 28082014-B	53	0.081	0.080	1.25	0.001
0.150 Lipomed 09022015-C	64	0.151	0.150	0.67	0.001
0.20 ACQ 407041529/3	75	0.201	0.200	0.50	0.001
0.40 Lipomed 08012015-C	82	0.407	0.400	1.75	0.007
0.04 Lipomed 09022015-A	83	0.040	0.040	0.00	0.000
0.20 ACQ 407041529/3	84	0.202	0.200	1.00	0.002
blank 041717	85	negative	negative	-	-

Calibrator	Ethanol Area	N-propanol Area	Ratio
0.020	12.392	172.704	0.072
0.100	56.323	160.282	0.351
0.200	111.641	156.126	0.715
0.400	226.347	157.547	1.437

### Calibration Line



# Scottsdale Police Department Crime Lab Volatiles Analysis

Dissemination is restricted to Criminal Justice Agencies and authorized dissemination to unaffiliated agencies is PROHIBITED. WA

<b>Sample:</b> 0.020 Cerilliant FN03241604	<b>Item number:</b>
<b>Injection date:</b> 7/11/2017 10:00:42 AM	<b>Vial:</b> 1
<b>Method:</b> ethanol quant.M	<b>Sequence:</b> 11Jul17
<b>Instrument:</b> US14173023 CN14160045	<b>Analyst:</b> Adrian
<b>Data file:</b> C:\Chem32\1\Data\11Jul17\1.D	

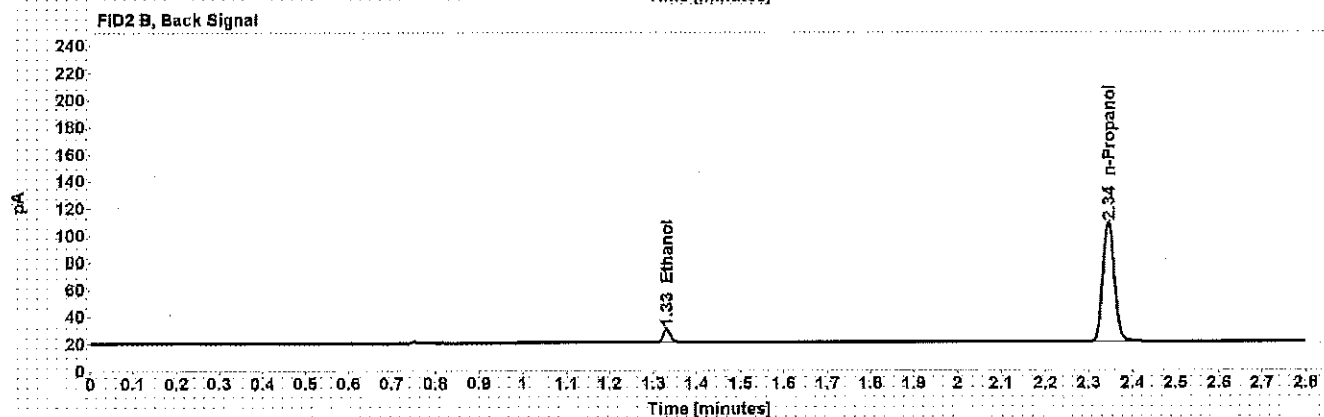
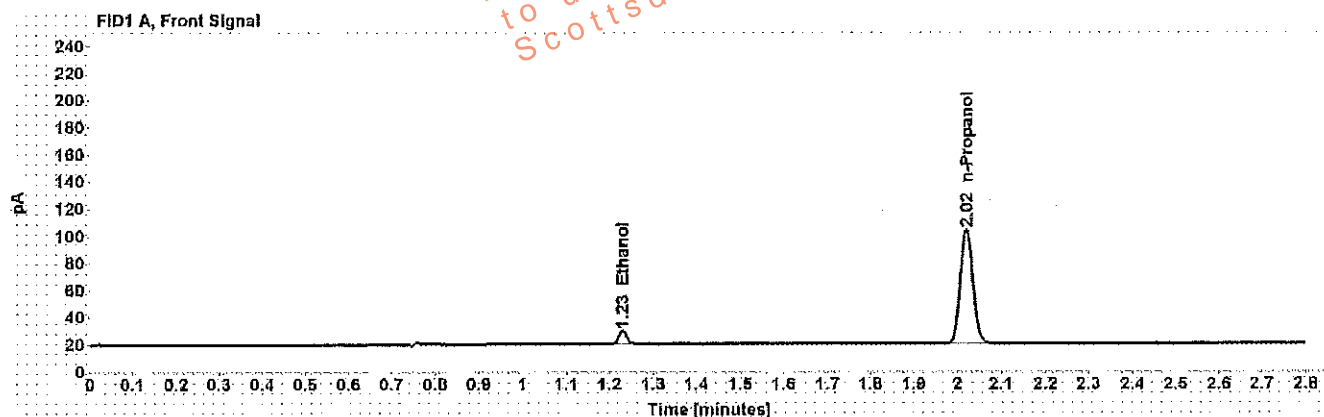


Table 1: FID 1 A (column DB-ALC1)

Compound	Time (min)	Peak Area
Ethanol	1.230	12.392
n-Propanol	2.021	172.704

Table 2: FID 2 B (column DB-ALC2)

Compound	Time (min)	Peak Area
Ethanol	1.330	11.725
n-Propanol	2.344	164.728

# Scottsdale Police Department Crime Lab Volatiles Analysis

WA

<b>Sample:</b> 0.100 Cerilliant FN06181501	<b>Item number:</b>
<b>Injection date:</b> 7/11/2017 10:04:42 AM	<b>Vial:</b> 2
<b>Method:</b> ethanol quant M	<b>Sequence:</b> 11Jul17
<b>Instrument:</b> US14173023 CN14160045	<b>Analyst:</b> Adrian
<b>Data file:</b> C:\Chem32\1\Data\11Jul17\2.D	

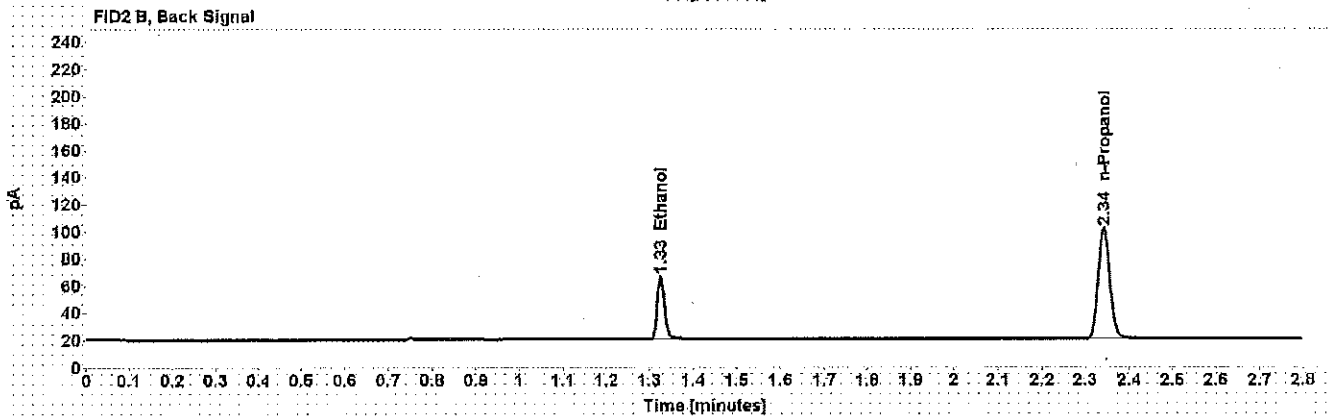
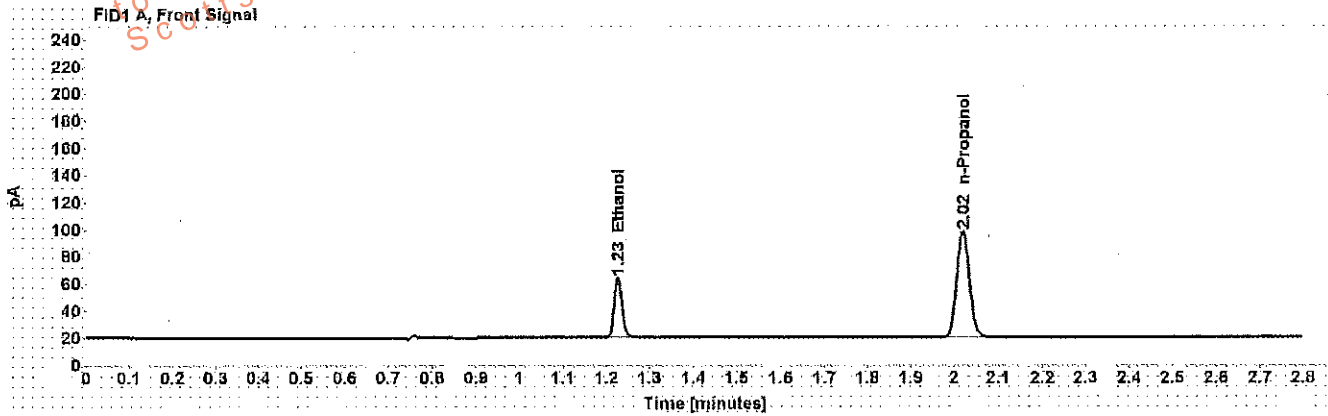


Table 1: FID 1 A (column DB-ALC1)

Compound	Time (min)	Peak Area
Ethanol	1.227	56.323
n-Propanol	2.020	160.282

Table 2: FID 2 B (column DB-ALC2)

Compound	Time (min)	Peak Area
Ethanol	1.326	54.339
n-Propanol	2.342	152.550

# Scottsdale Police Department Crime Lab Volatiles Analysis

LW4

<b>Sample:</b> 0.200 Cerilliant FN07201502	<b>Item number:</b>
<b>Injection date:</b> 7/11/2017 10:08:42 AM	<b>Vial:</b> 3
<b>Method:</b> ethanol quant.M	<b>Sequence:</b> 11Jul17
<b>Instrument:</b> US14173023.CN14160045	<b>Analyst:</b> Adrian
<b>Data file:</b> C:\Chem32\1\Data\11Jul17\3.D	

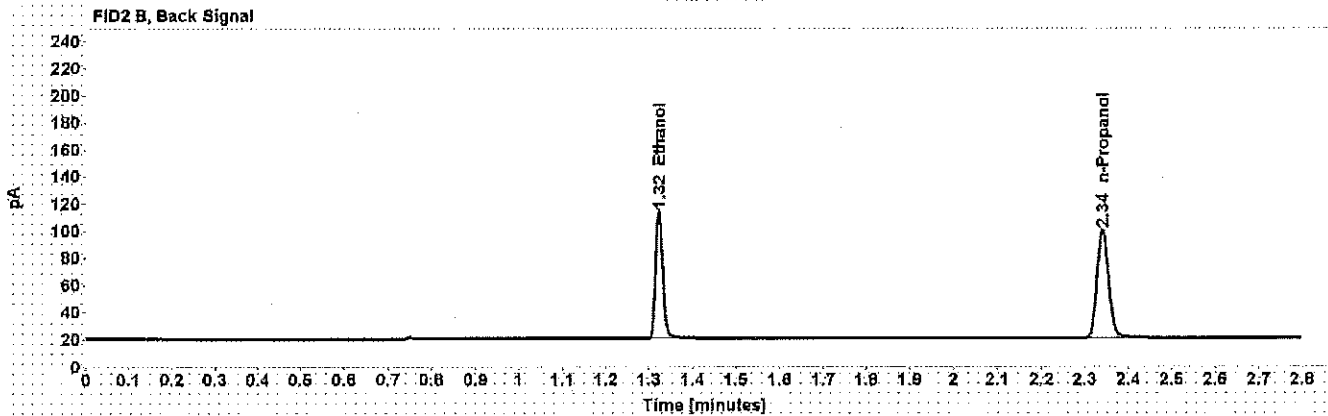
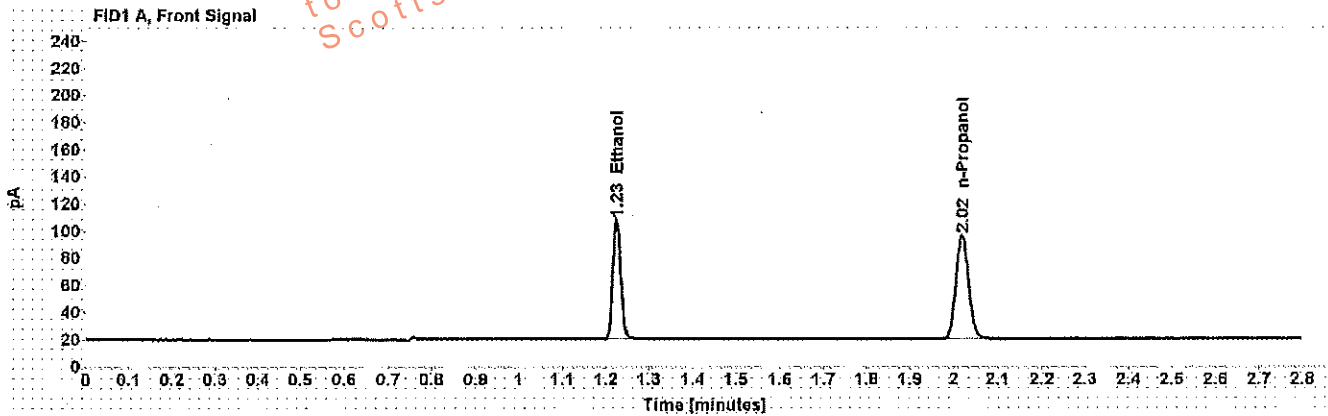


Table 1: FID 1 A (column DB-ALC1)

Compound	Time (min)	Peak Area
Ethanol	1.225	111.641
n-Propanol	2.019	156.126

Table 2: FID 2 B (column DB-ALC2)

Compound	Time (min)	Peak Area
Ethanol	1.323	107.804
n-Propanol	2.341	148.616

# Scottsdale Police Department Crime Lab Volatiles Analysis

Dissemination is restricted to Criminal Justice Agencies and authorized agencies. Dissemination to unauthorized agencies is PROHIBITED.

WA

<b>Sample:</b> 0.400 Cerilliant FN11191402	<b>Item number:</b>
<b>Injection date:</b> 7/11/2017 10:12:42 AM	<b>Vial:</b> 4
<b>Method:</b> ethanol quant.M	<b>Sequence:</b> 11Jul17
<b>Instrument:</b> US14173023 CN14160045	<b>Analyst:</b> Adrian
<b>Data file:</b> C:\Chem32\1\Data\11Jul17\4.D	

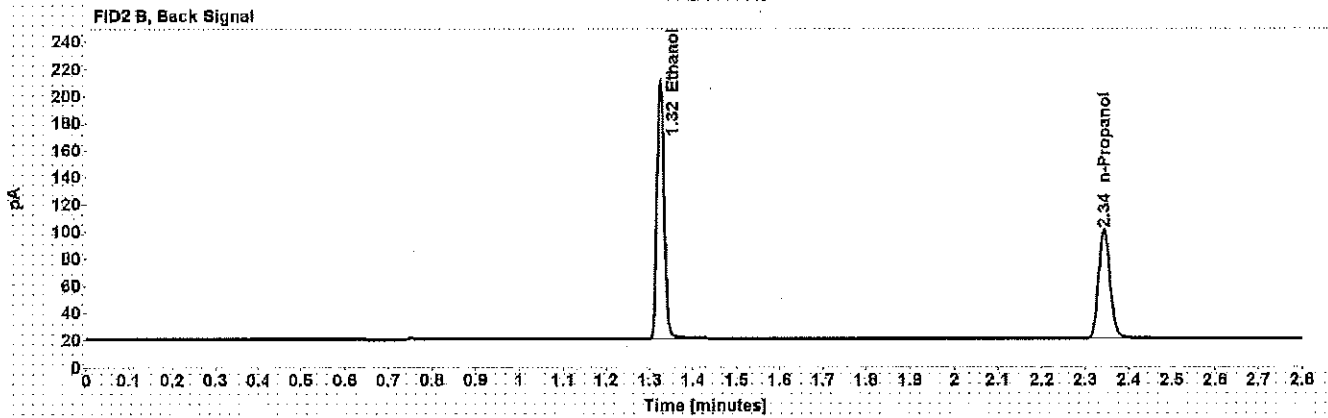
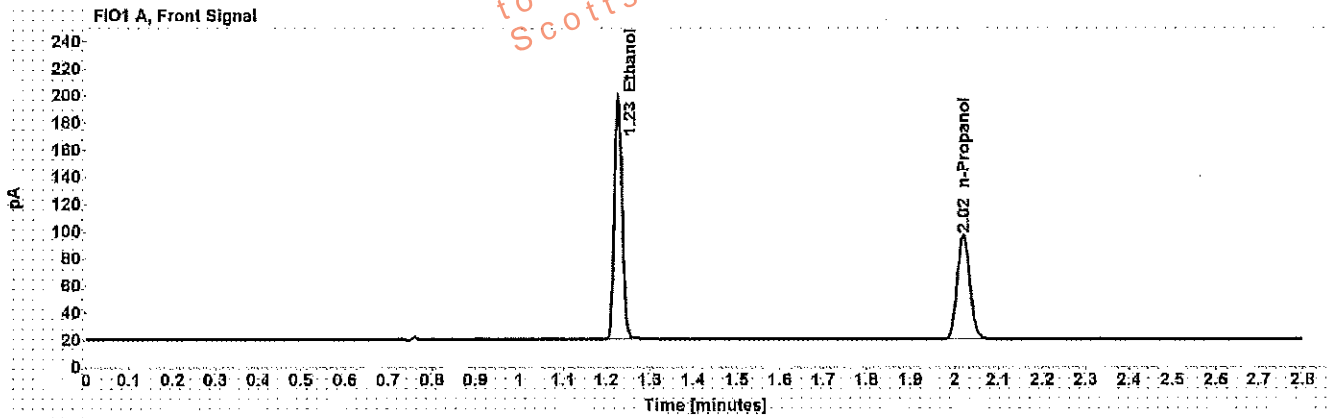


Table 1: FID 1 A (column DB-ALC1)

Compound	Time (min)	Peak Area
Ethanol	1.227	226.347
n-Propanol	2.020	157.547

Table 2: FID 2 B (column DB-ALC2)

Compound	Time (min)	Peak Area
Ethanol	1.325	219.736
n-Propanol	2.343	150.204

# Scottsdale Police Department Crime Lab Volatiles Analysis

WA

<b>Sample:</b>	blank 041717	<b>Item number:</b>	
<b>Injection date:</b>	7/11/2017 10:16:42 AM	<b>Vial:</b>	5
<b>Method:</b>	ethanol quant.M	<b>Sequence:</b>	11Jul17
<b>Instrument:</b>	US14173023 CN14160045	<b>Analyst:</b>	Adrian
<b>Data file:</b>	C:\Chem32\1\Data\11Jul17\5.D		

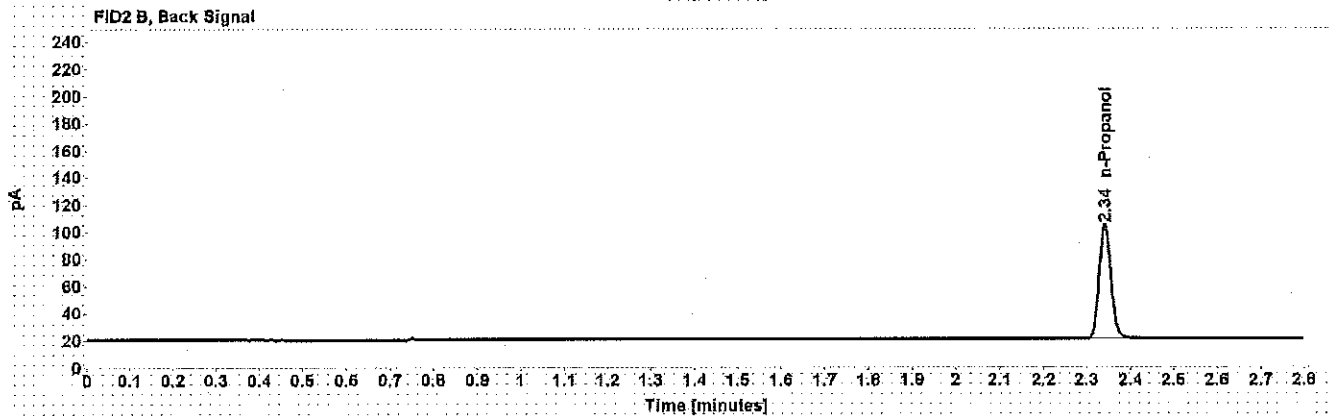
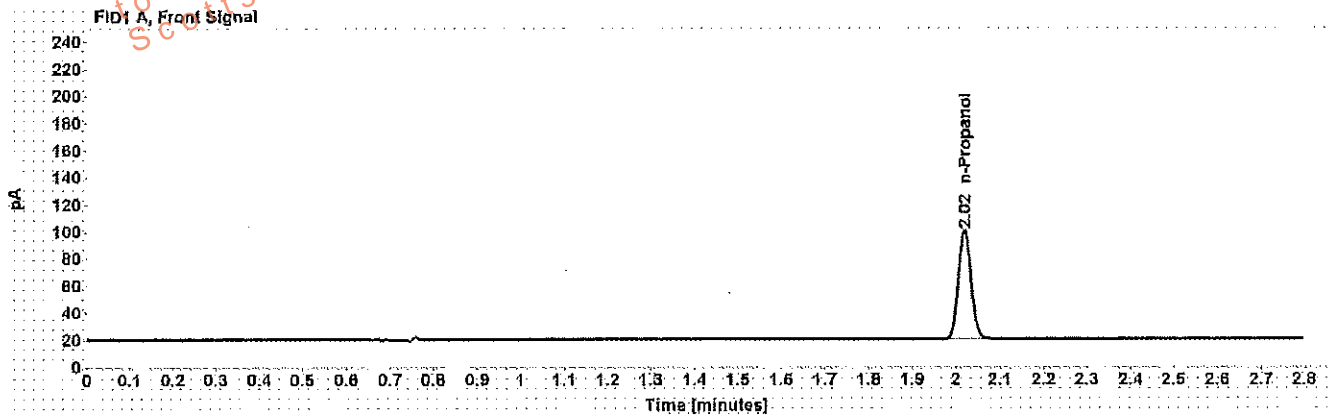


Table 1: FID 1 A (column DB-ALC1)

Compound	Amount (g/100mL)	Time (min)	Peak Area
n-Propanol	-----	2.019	165.182

Table 2: FID 2 B (column DB-ALC2)

Compound	Time (min)	Peak Area
n-Propanol	2.341	157.189

# Scottsdale Police Department Crime Lab Volatiles Analysis

WJA

<b>Sample:</b> volatiles mix 020917 WLA	<b>Item number:</b>
<b>Injection date:</b> 7/11/2017 10:20:42 AM	<b>Vial:</b> 6
<b>Method:</b> ethanol quant.M	<b>Sequence:</b> 11Jul17
<b>Instrument:</b> US14173023.CN14160045	<b>Analyst:</b> Adrian
<b>Data file:</b> C:\Chem32\11Data\11Jul17\6.D	

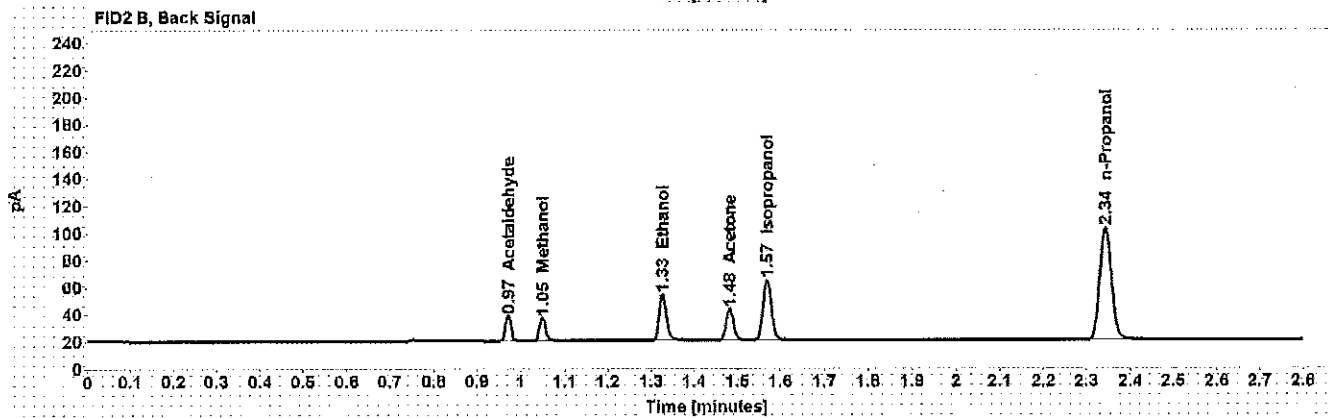
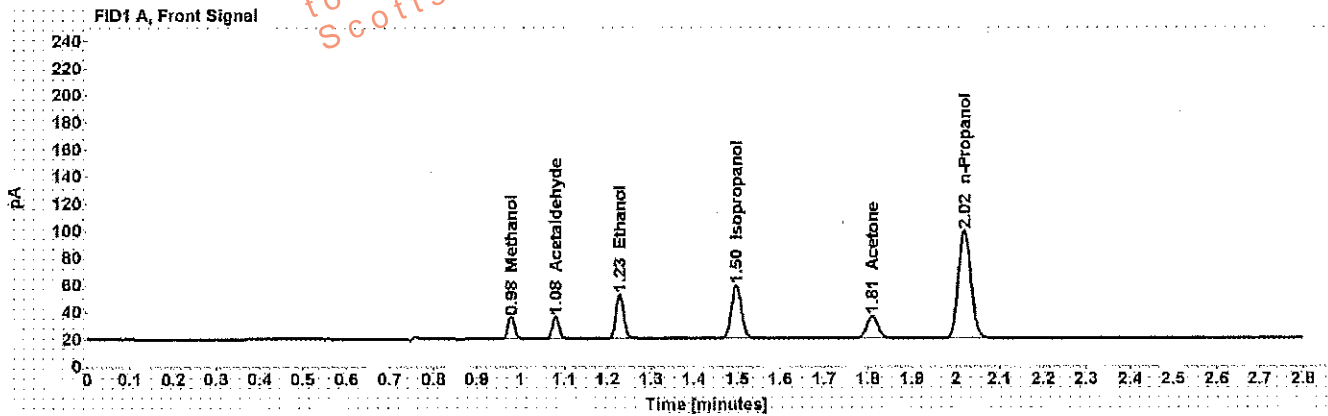


Table 1: FID 1 A (column DB-ALC1)

Compound	Amount (g/100mL)	Time (min)	Peak Area
Methanol	-----	0.979	18.162
Acetaldehyde	-----	1.081	17.866
>Ethanol	0.0722	1.228	41.742
Isopropanol	-----	1.498	64.460
Acetone	-----	1.809	29.732
n-Propanol	-----	2.020	163.249

Table 2: FID 2 B (column DB-ALC2)

Compound	Time (min)	Peak Area
Acetaldehyde	0.971	17.781
Methanol	1.049	17.331
Ethanol	1.326	40.067
Acetone	1.482	28.779
Isopropanol	1.568	62.748
n-Propanol	2.343	155.217



# Scottsdale Police Department Crime Lab Volatiles Analysis

Dissemination is restricted to Criminal Justice Agencies and authorized agencies. Dissemination to unauthorized agencies is PROHIBITED. WA

<b>Sample:</b> 0.400 Lipomed 08012015-C	<b>Item number:</b>
<b>Injection date:</b> 7/11/2017 10:24:57 AM	<b>Vial:</b> 7
<b>Method:</b> ethanol quant.M	<b>Sequence:</b> 11Jul17
<b>Instrument:</b> US14173023 CN14160045	<b>Analyst:</b> Adrian
<b>Data file:</b> C:\Chem32\1\Data\11Jul17.D	

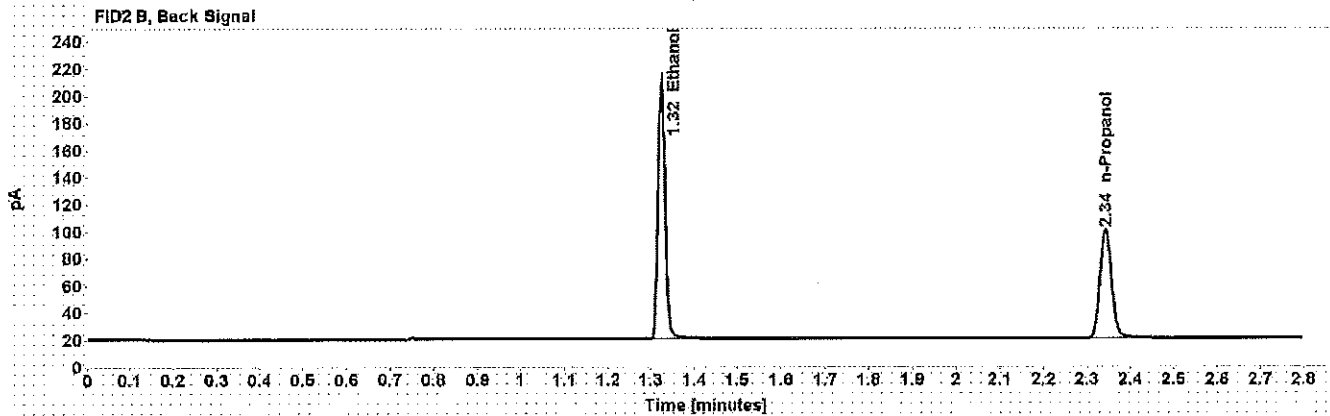
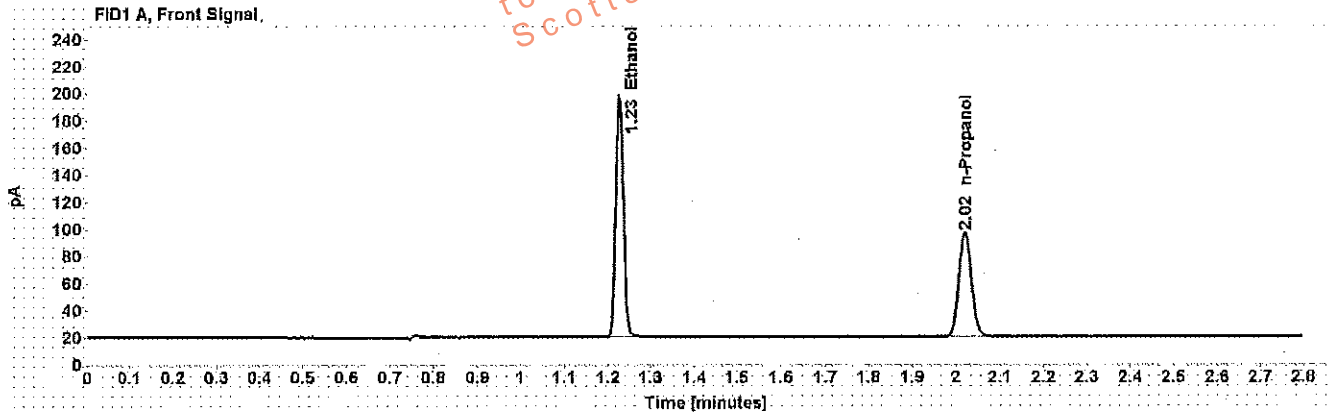


Table 1: FID 1 A (column DB-ALC1)

Compound	Amount (g/100mL)	Time (min)	Peak Area
>Ethanol	0.4015	1.227	227.103
n-Propanol	-----	2.020	157.634

Table 2: FID 2 B (column DB-ALC2)

Compound	Time (min)	Peak Area
Ethanol	1.325	220.293
n-Propanol	2.343	149.879

# Scottsdale Police Department Crime Lab Volatiles Analysis

WA

<b>Sample:</b> 0.040 Lipomed 09022015-A	<b>Item number:</b>
<b>Injection date:</b> 7/11/2017 10:28:57 AM	<b>Vial:</b> 8
<b>Method:</b> ethanol quant.M	<b>Sequence:</b> 11Jul17
<b>Instrument:</b> US14173023 CN14160045	<b>Analyst:</b> Adrian
<b>Data file:</b> C:\Chem32\11\Data\11Jul17\8.D	

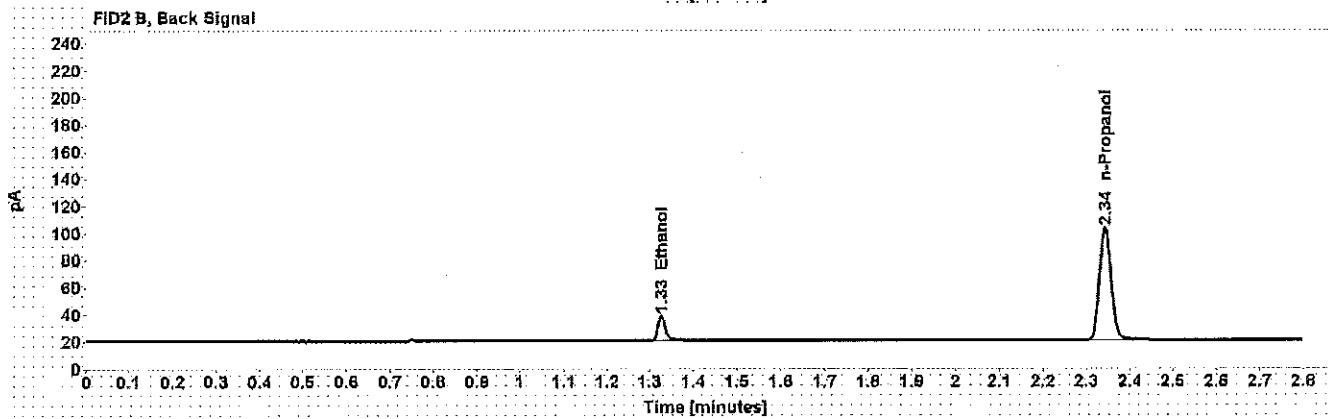
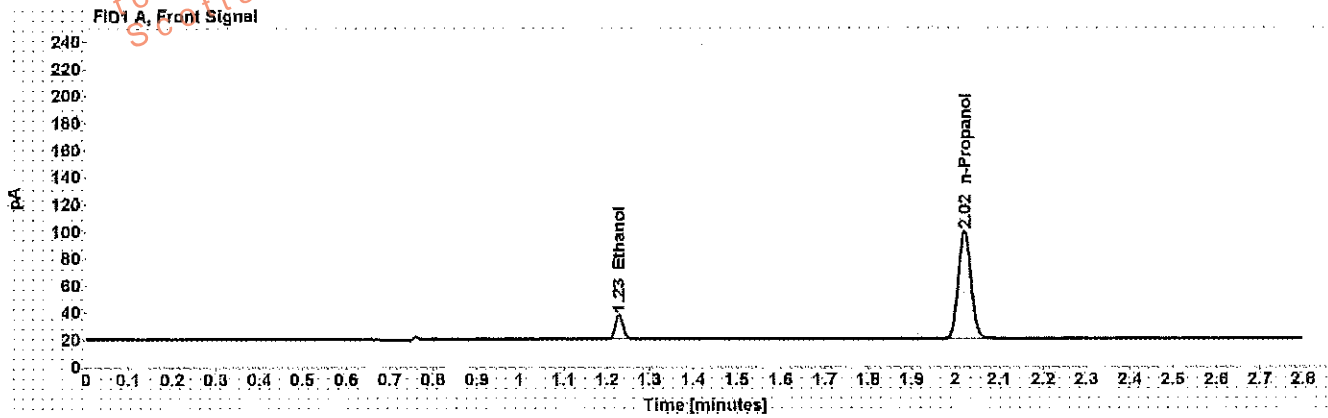


Table 1: FID 1 A (column DB-ALC1)

Compound	Amount (g/100mL)	Time (min)	Peak Area
>Ethanol	0.0398	1.228	22.753
n-Propanol	-----	2.020	163.551

Table 2: FID 2 B (column DB-ALC2)

Compound	Time (min)	Peak Area
Ethanol	1.326	21.597
n-Propanol	2.342	155.576

# Scottsdale Police Department Crime Lab Volatiles Analysis

WA

<b>Sample:</b> 0.20 ACQ 407041529/3	<b>Item number:</b>
<b>Injection date:</b> 7/11/2017 10:32:57 AM	<b>Vial:</b> 9
<b>Method:</b> ethanol quant.M	<b>Sequence:</b> 11Jul17
<b>Instrument:</b> US14173023 CN14160045	<b>Analyst:</b> Adrian
<b>Data file:</b> C:\Chem32\11Data\11Jul17\9.D	

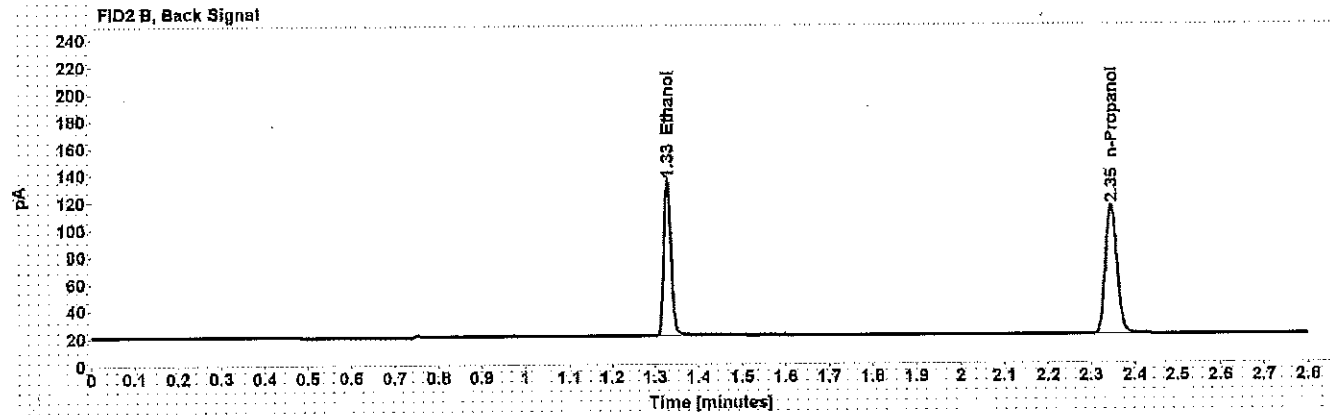
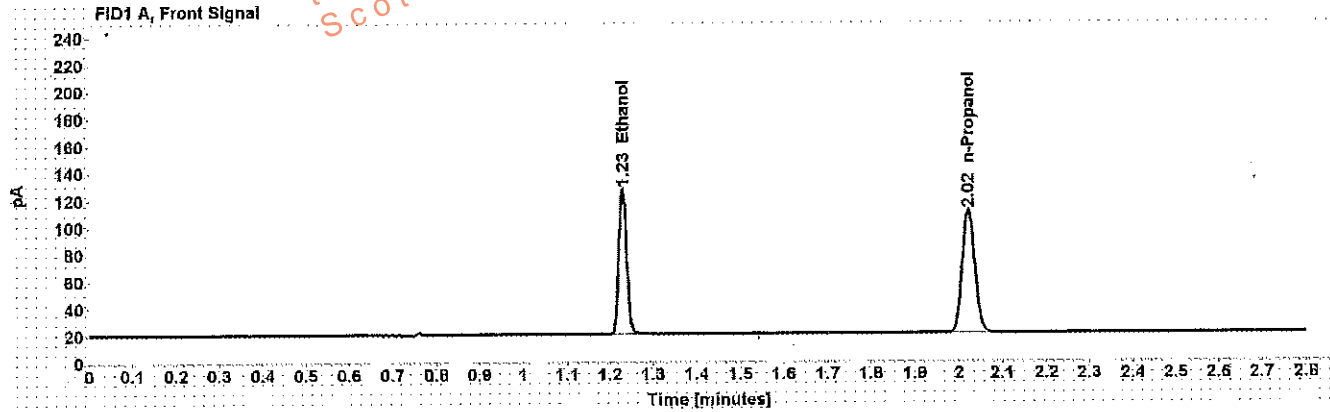


Table 1: FID 1 A (column DB-ALC1)

Compound	Amount (g/100mL)	Time (min)	Peak Area
>Ethanol	0.2073	1.229	138.201
n-Propanol	-----	2.022	186.261

Table 2: FID 2 B (column DB-ALC2)

Compound	Time (min)	Peak Area
Ethanol	1.329	133.601
n-Propanol	2.346	177.816

# Scottsdale Police Department Crime Lab Volatiles Analysis

Dissemination is restricted to Criminal Justice Agencies and authorized agencies. Dissemination to unauthorized agencies is PROHIBITED. WA

<b>Sample:</b> 0.080 Lipomed 28082014-B	<b>Item number:</b>
<b>Injection date:</b> 7/11/2017 11:17:27 AM	<b>Vial:</b> 20
<b>Method:</b> ethanol quant.M	<b>Sequence:</b> 11Jul17
<b>Instrument:</b> US14173023 CN14160045	<b>Analyst:</b> Adrian
<b>Data file:</b> C:\Chem32\1\Data\11Jul17\20.D	

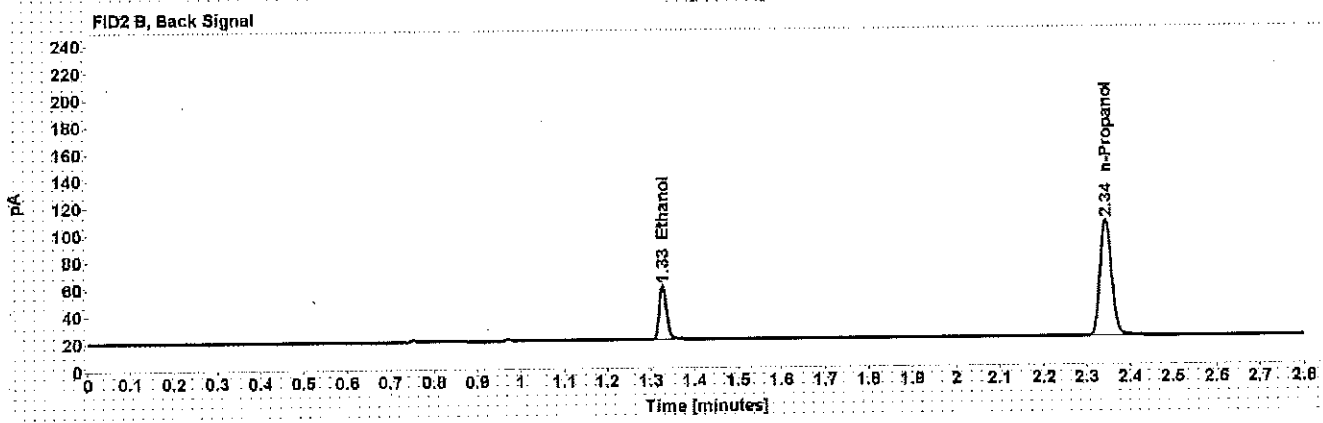
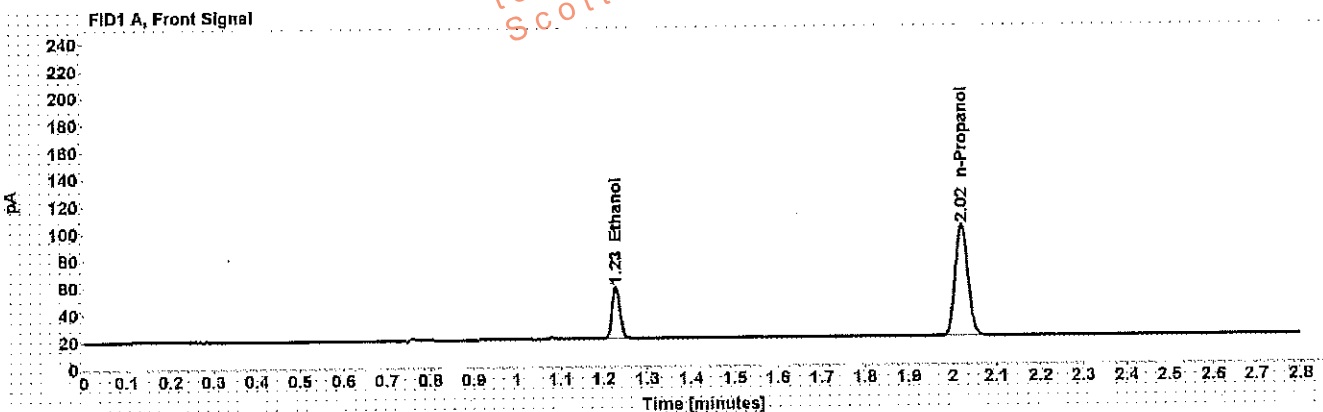


Table 1: FID 1 A (column DB-ALC1)

Compound	Amount (g/100mL)	Time (min)	Peak Area
>Ethanol	0.0815	1.228	48.882
n-Propanol	-----	2.021	168.934

Table 2: FID 2 B (column DB-ALC2)

Compound	Time (min)	Peak Area
Ethanol	1.327	46.921
n-Propanol	2.344	160.631

# Scottsdale Police Department Crime Lab Volatiles Analysis

waf

<b>Sample:</b> 0.150 Lipomed 09022015-C	<b>Item number:</b>
<b>Injection date:</b> 7/11/2017 12:01:57 PM	<b>Vial:</b> 31
<b>Method:</b> ethanol quant M	<b>Sequence:</b> 11Jul17
<b>Instrument:</b> US14173023 CN14160045	<b>Analyst:</b> Adrian
<b>Data file:</b> C:\Chem32\1\Data\11Jul17\31.D	

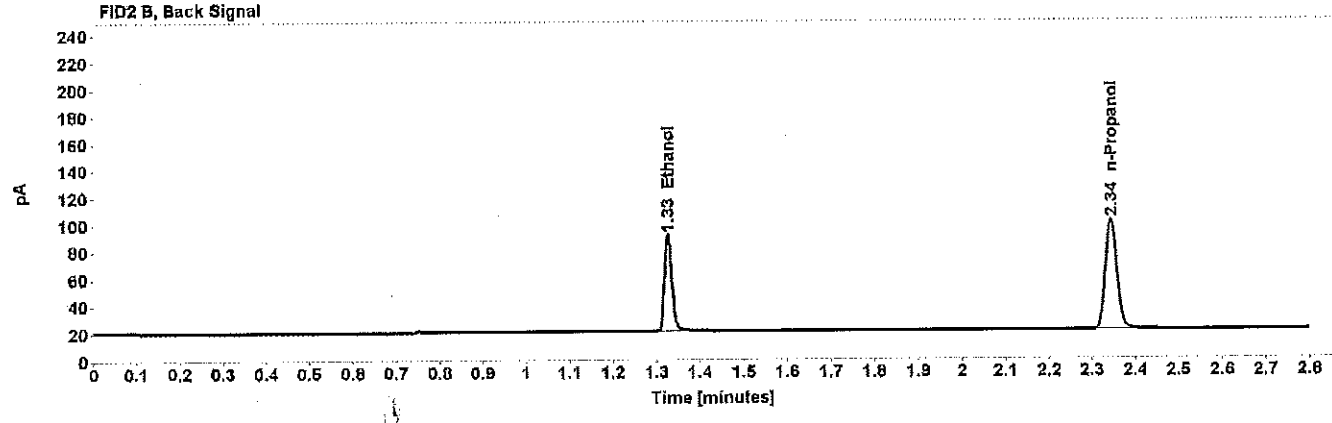
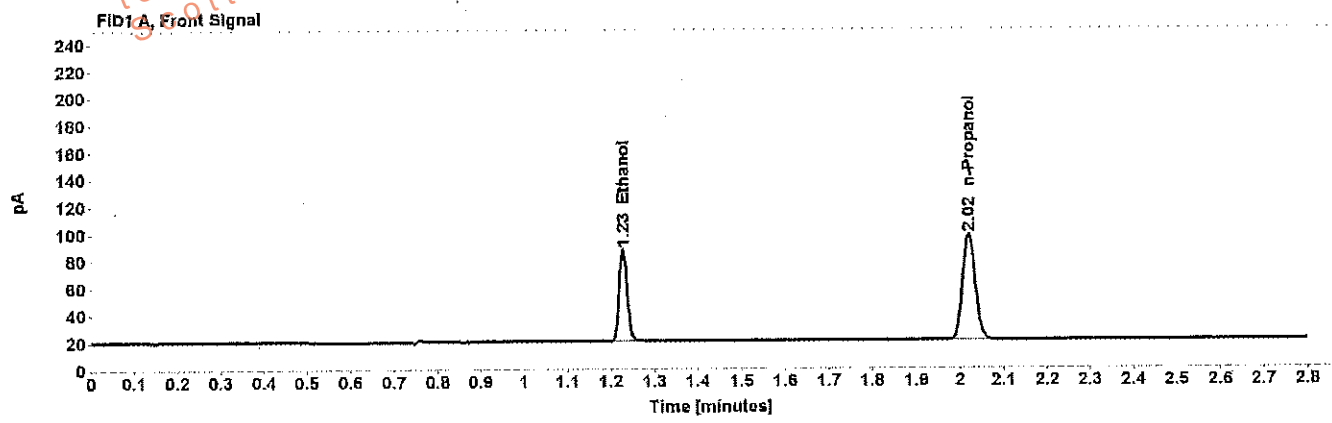


Table 1: FID 1 A (column DB-ALC1)

Compound	Amount (g/100mL)	Time (min)	Peak Area
>Ethanol	0.1517	1.228	86.634
n-Propanol	-----	2.021	159.877

Table 2: FID 2 B (column DB-ALC2)

Compound	Time (min)	Peak Area
Ethanol	1.328	83.655
n-Propanol	2.343	151.790

# Scottsdale Police Department Crime Lab Volatiles Analysis

WA

<b>Sample:</b> 0.20 ACQ 407041529/3	<b>Item number:</b>
<b>Injection date:</b> 7/11/2017 12:46:12 PM	<b>Vial:</b> 42
<b>Method:</b> ethanol quant.M	<b>Sequence:</b> 11Jul17
<b>Instrument:</b> US14173023 CN14160045	<b>Analyst:</b> Adrian
<b>Data file:</b> C:\Chem32\11Data\11Jul17\42.D	

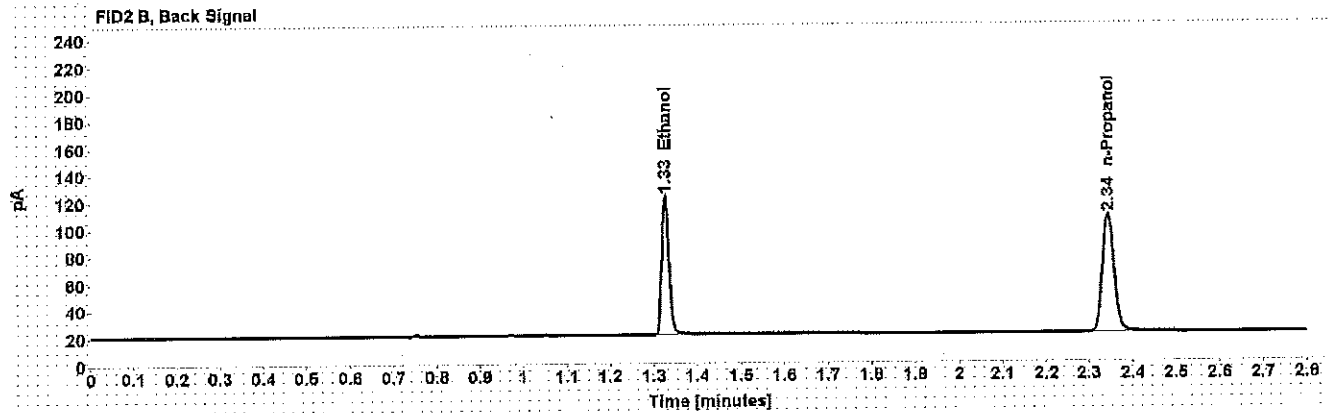
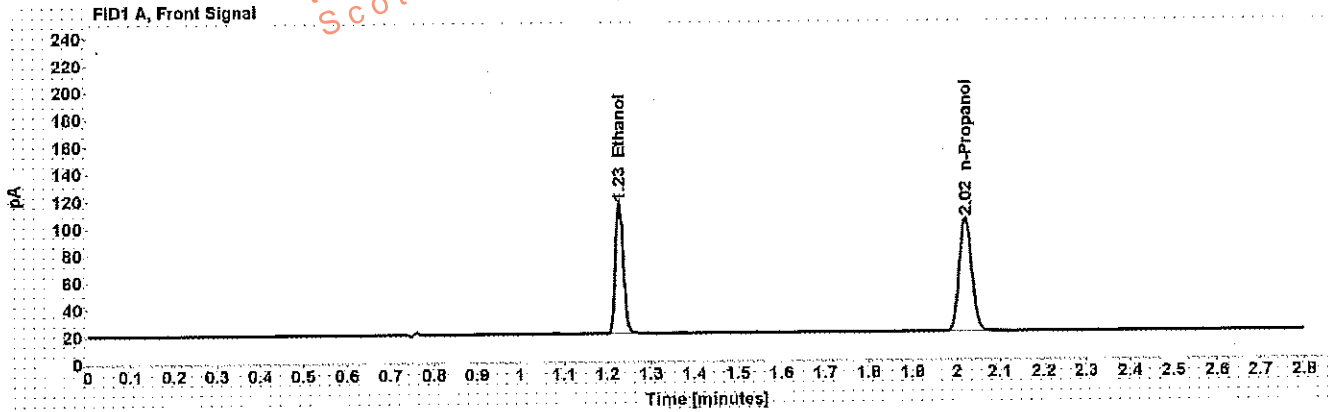


Table 1: FID 1 A (column DB-ALC1)

Compound	Amount (g/100mL)	Time (min)	Peak Area
>Ethanol	0.2017	1.228	123.874
n-Propanol	-----	2.021	171.607

Table 2: FID 2 B (column DB-ALC2)

Compound	Time (min)	Peak Area
Ethanol	1.327	119.576
n-Propanol	2.344	163.022

# Scottsdale Police Department Crime Lab Volatiles Analysis

Dissemination is restricted to Criminal Justice Agencies and authorized agencies. Dissemination to unauthorized agencies is PROHIBITED. waf

<b>Sample:</b> 0.080 Lipomed 28082014-B	<b>Item number:</b>
<b>Injection date:</b> 7/11/2017 1:30:42 PM	<b>Vial:</b> 53
<b>Method:</b> ethanol quant.M	<b>Sequence:</b> 11Jul17
<b>Instrument:</b> US14173023 CN14160045	<b>Analyst:</b> Adrian
<b>Data file:</b> C:\Chem32\1\Data\11Jul17\53.D	

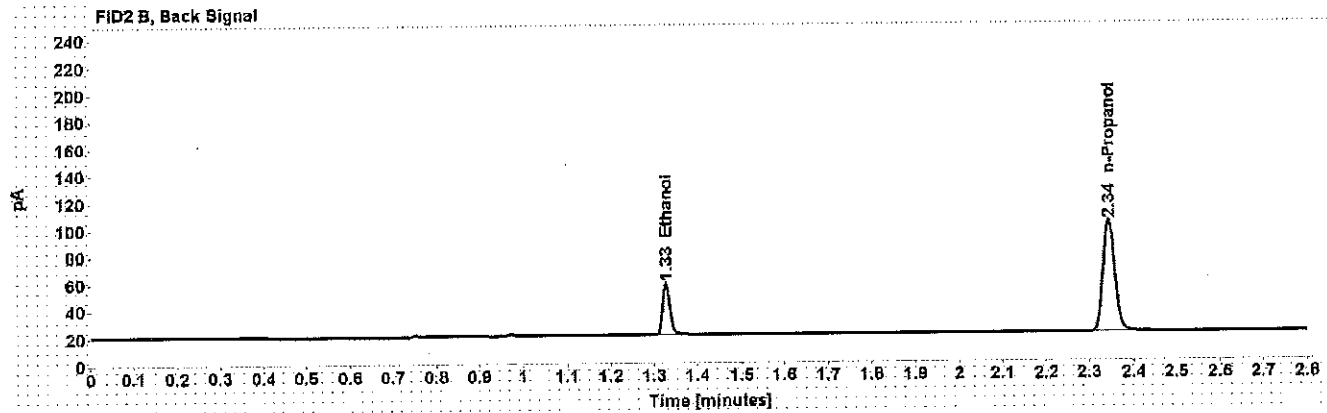
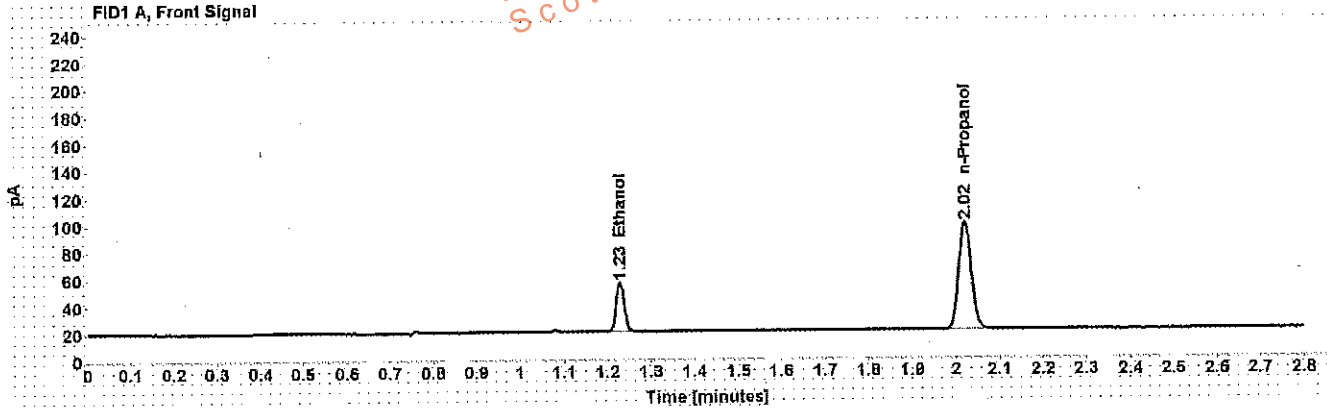


Table 1: FID 1 A (column DB-ALC1)

Compound	Amount (g/100mL)	Time (min)	Peak Area
>Ethanol	0.0811	1.229	46.944
n-Propanol	-----	2.021	163.025

Table 2: FID 2 B (column DB-ALC2)

Compound	Time (min)	Peak Area
Ethanol	1.327	44.897
n-Propanol	2.344	154.499

# Scottsdale Police Department Crime Lab Volatiles Analysis

WA

<b>Sample:</b> 0.150 Lipomed 09022015-C	<b>Item number:</b>
<b>Injection date:</b> 7/11/2017 2:15:12 PM	<b>Vial:</b> 64
<b>Method:</b> ethanol quant.M	<b>Sequence:</b> 11Jul17
<b>Instrument:</b> US14173023 CN14160045	<b>Analyst:</b> Adrian
<b>Data file:</b> C:\Chem32\11Data\11Jul17\64.D	

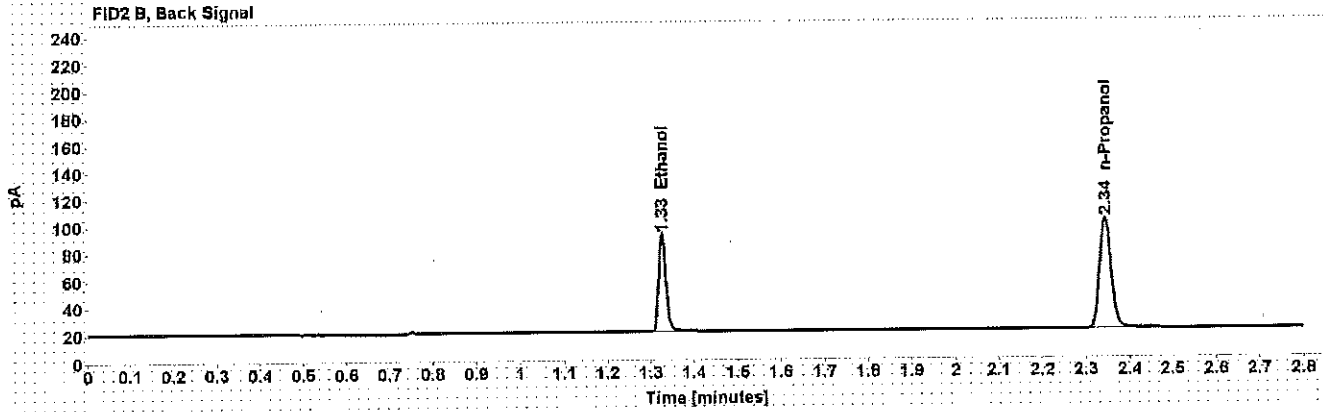
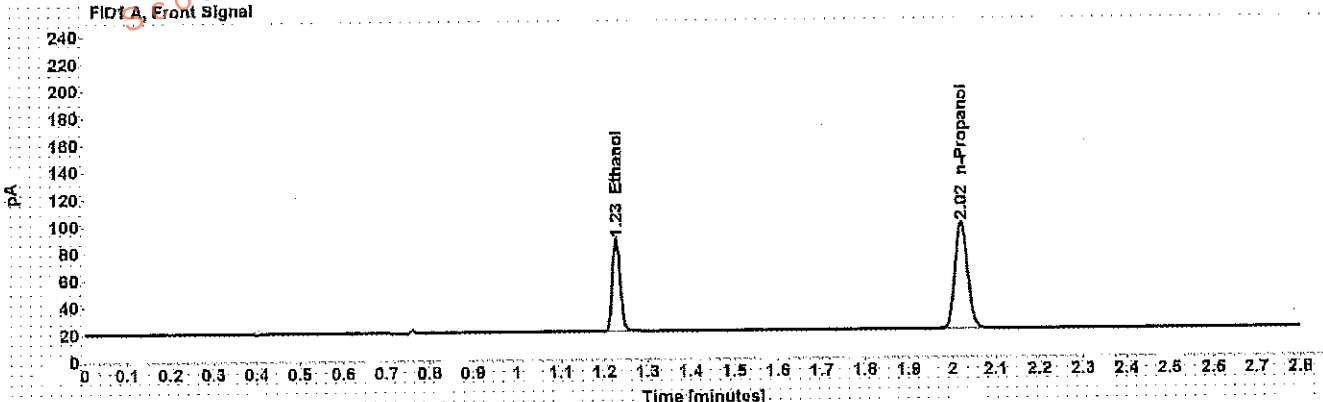


Table 1: FID 1 A (column DB-ALC1)

Compound	Amount (g/100mL)	Time (min)	Peak Area
>Ethanol	0.1518	1.228	87.577
n-Propanol	-----	2.021	161.489

Table 2: FID 2 B (column DB-ALC2)

Compound	Time (min)	Peak Area
Ethanol	1.326	84.386
n-Propanol	2.344	152.925



# Scottsdale Police Department Crime Lab Volatiles Analysis

WA

<b>Sample:</b> 0.20 ACQ 407041529/3	<b>Item number:</b>
<b>Injection date:</b> 7/11/2017 2:59:42 PM	<b>Vial:</b> 75
<b>Method:</b> ethanol quant.M	<b>Sequence:</b> 11Jul17
<b>Instrument:</b> US14173023 CN14160045	<b>Analyst:</b> Adrian
<b>Data file:</b> C:\Chem32\1\Data\11Jul17\75.D	

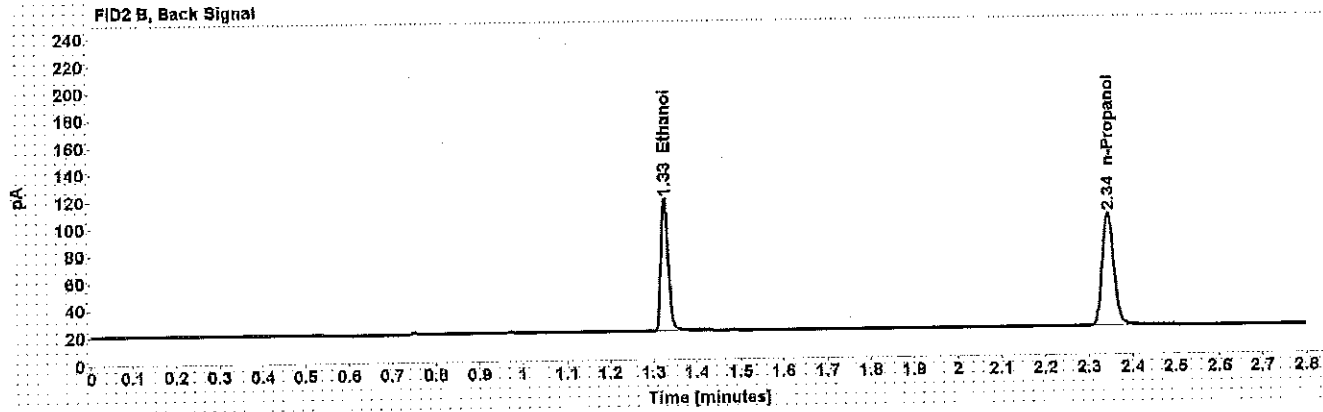
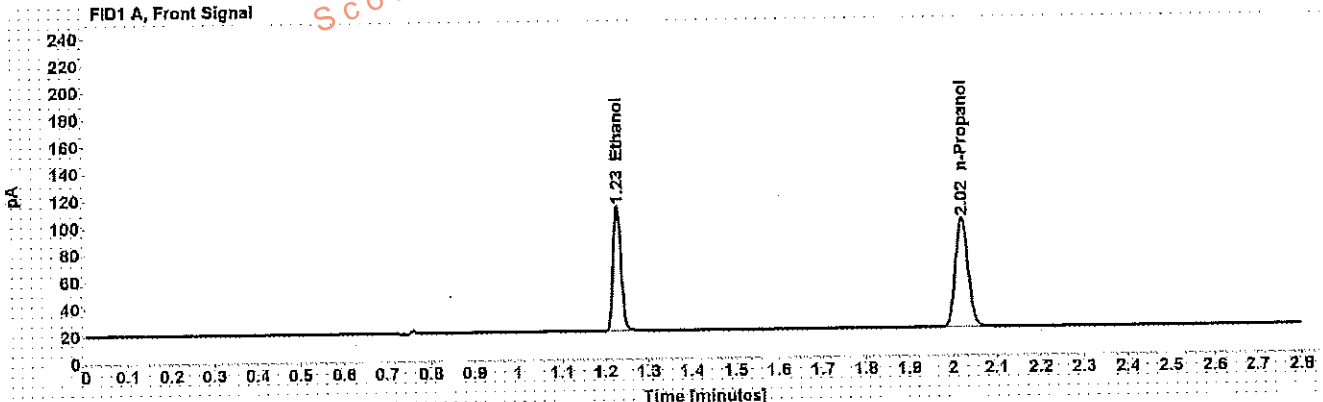


Table 1: FID 1 A (column DB-ALC1)

Compound	Amount (g/100mL)	Time (min)	Peak Area
>Ethanol	0.2010	1.228	118.696
n-Propanol	-----	2.021	165.015

Table 2: FID 2 B (column DB-ALC2)

Compound	Time (min)	Peak Area
Ethanol	1.326	114.454
n-Propanol	2.344	156.263

# Scottsdale Police Department Crime Lab Volatiles Analysis

Dissemination is restricted to Criminal Justice Agencies and authorized agencies. Dissemination to unauthorized agencies is PROHIBITED.

WFA

<b>Sample:</b> 0.40 Lipomed 08012015-C	<b>Item number:</b>
<b>Injection date:</b> 7/11/2017 3:27:57 PM	<b>Vial:</b> 82
<b>Method:</b> ethanol quant.M	<b>Sequence:</b> 11Jul17
<b>Instrument:</b> US14173023 CN14160045	<b>Analyst:</b> Adrian
<b>Data file:</b> C:\Chem32\1\Data\11Jul17\82.D	

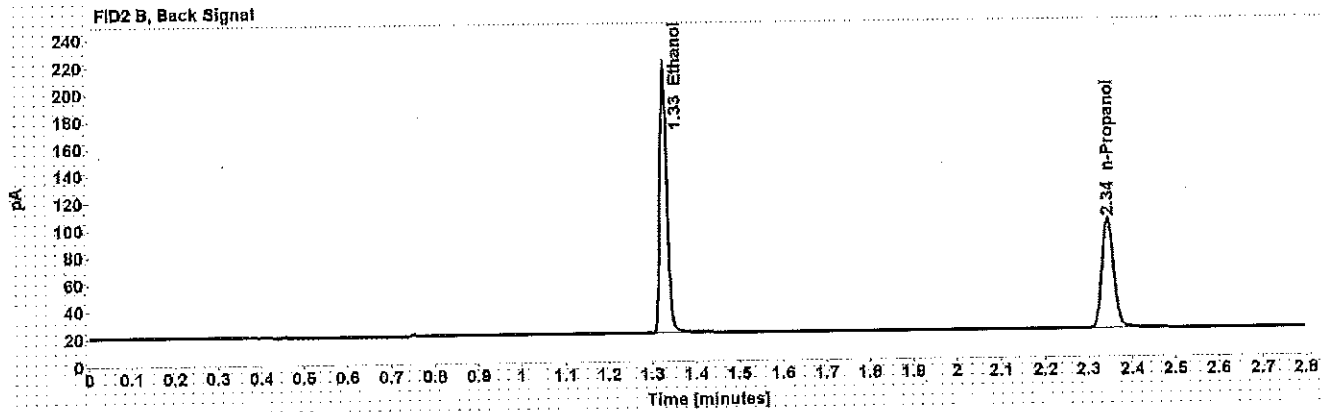
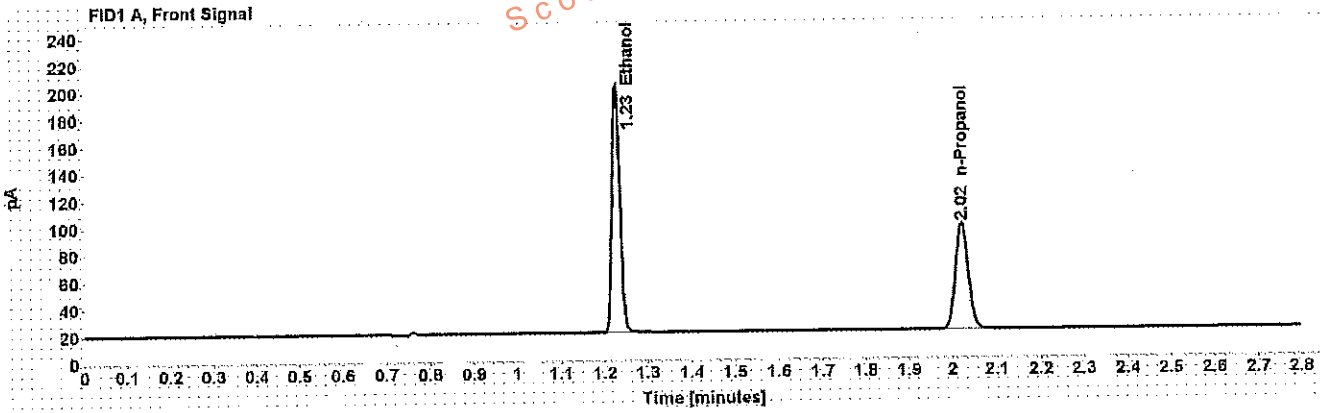


Table 1: FID 1 A (column DB-ALC1)

Compound	Amount (g/100mL)	Time (min)	Peak Area
>Ethanol	0.4076	1.228	234.558
n-Propanol	-----	2.021	160.365

Table 2: FID 2 B (column DB-ALC2)

Compound	Time (min)	Peak Area
Ethanol	1.327	228.141
n-Propanol	2.344	151.662

# Scottsdale Police Department Crime Lab Volatiles Analysis

WA

<b>Sample:</b> 0.04 Lipomed 09022015-A	<b>Item number:</b>
<b>Injection date:</b> 7/11/2017 3:31:57 PM	<b>Vial:</b> 83
<b>Method:</b> ethanol quant.M	<b>Sequence:</b> 11Jul17
<b>Instrument:</b> US14173023 CN14160045	<b>Analyst:</b> Adrian
<b>Data file:</b> C:\Chem32\1\Data\11Jul17\83.D	

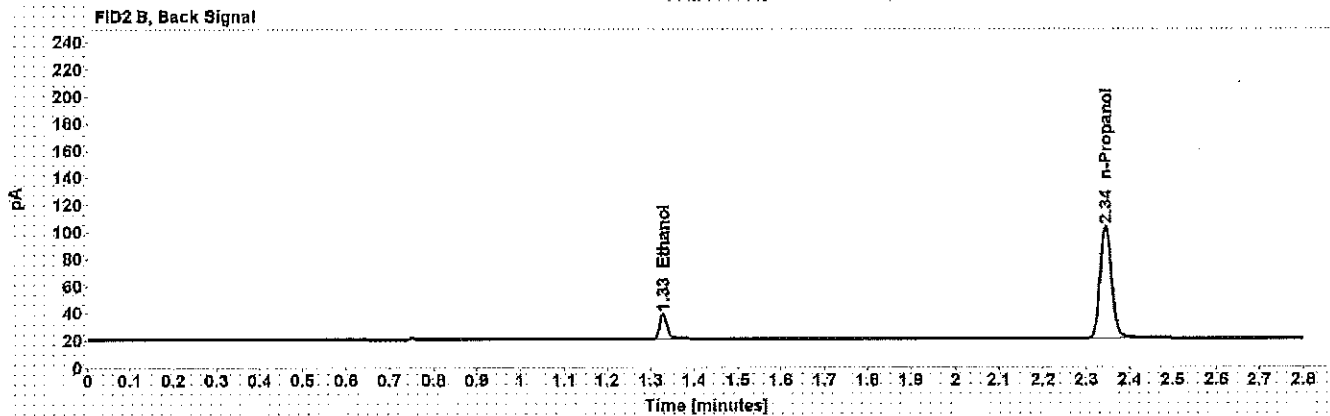
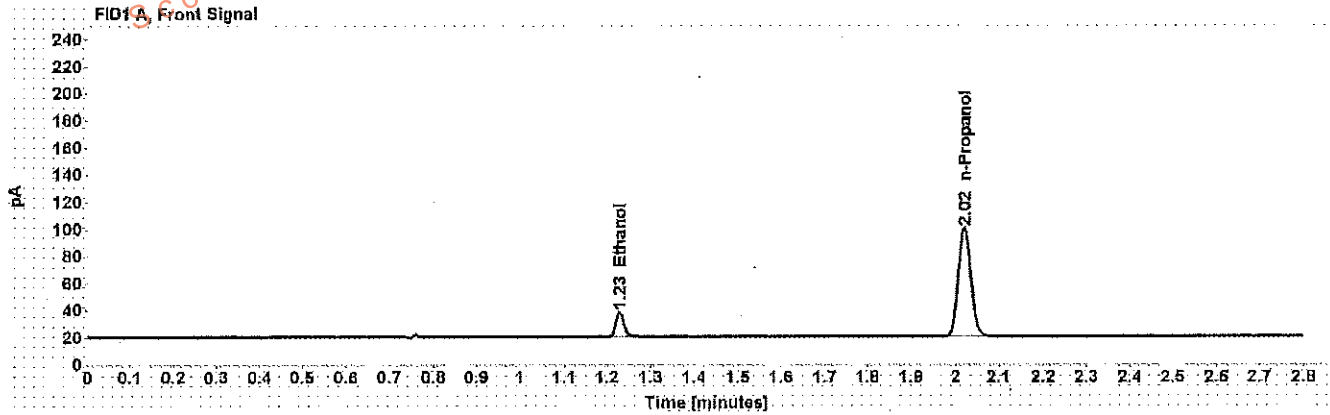


Table 1: FID 1 A (column DB-ALC1)

Compound	Amount (g/100mL)	Time (min)	Peak Area
>Ethanol	0.0405	1.229	23.315
n-Propanol	-----	2.021	164.572

Table 2: FID 2 B (column DB-ALC2)

Compound	Time (min)	Peak Area
Ethanol	1.328	22.117
n-Propanol	2.344	155.730

# Scottsdale Police Department Crime Lab Volatiles Analysis

WMA

<b>Sample:</b> 0.20 ACQ 407041529/3	<b>Item number:</b>
<b>Injection date:</b> 7/11/2017 3:35:57 PM	<b>Vial:</b> 84
<b>Method:</b> ethanol quant.M	<b>Sequence:</b> 11Jul17
<b>Instrument:</b> US14173023 CN14160045	<b>Analyst:</b> Adrian
<b>Data file:</b> C:\Chem3211\Data\11Jul17\84.D	

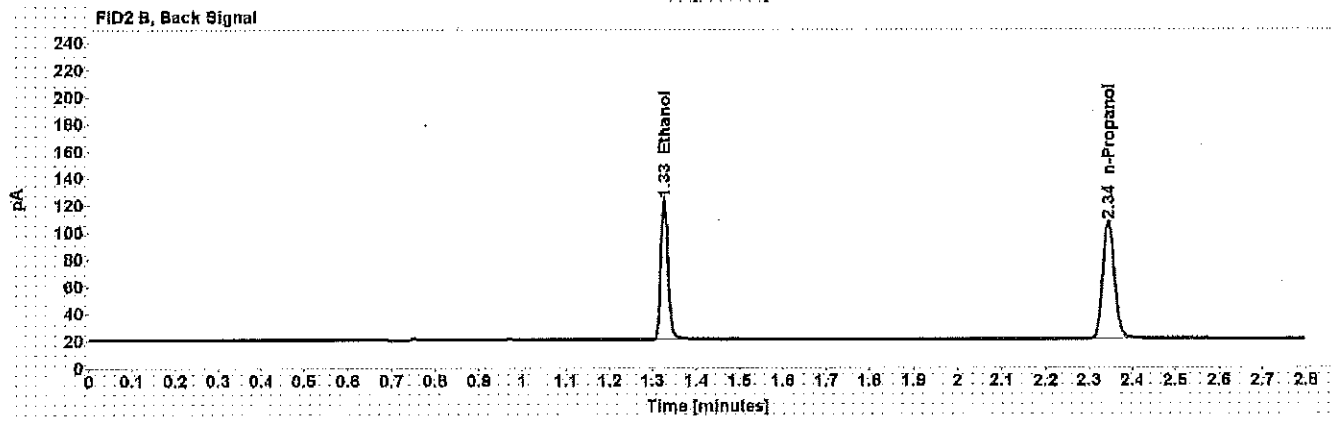
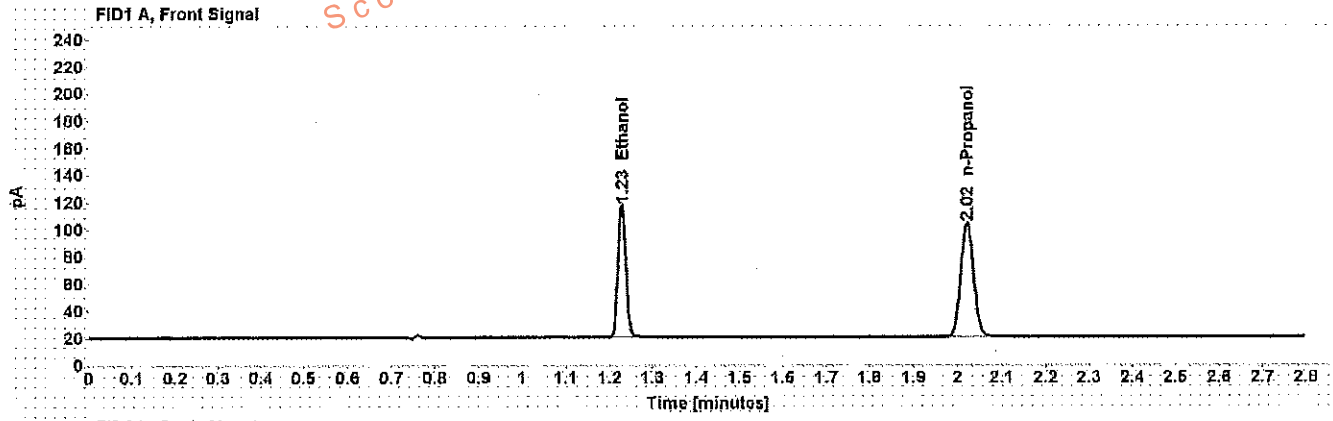


Table 1: FID 1 A (column DB-ALC1)

Compound	Amount (g/100mL)	Time (min)	Peak Area
>Ethanol	0.2027	1.228	124.689
n-Propanol	-----	2.021	171.877

Table 2: FID 2 B (column DB-ALC2)

Compound	Time (min)	Peak Area
Ethanol	1.327	120.424
n-Propanol	2.344	162.548

# Scottsdale Police Department Crime Lab Volatiles Analysis

WA

Sample: blank 041717	Item number:
Injection date: 7/11/2017 3:40:11 PM	Vial: 85
Method: ethanol quant.M	Sequence: 11Jul17
Instrument: US14173023 CN14160045	Analyst: Adrian
Data file: C:\Chem32\1\Data\11Jul17\85.D	

Dissemination is restricted to Criminal Justice Agencies and authorized Non-C.J. Agencies ONLY. Secondary dissemination to unauthorized Agencies is PROHIBITED. Scottsdale City Prosecutor

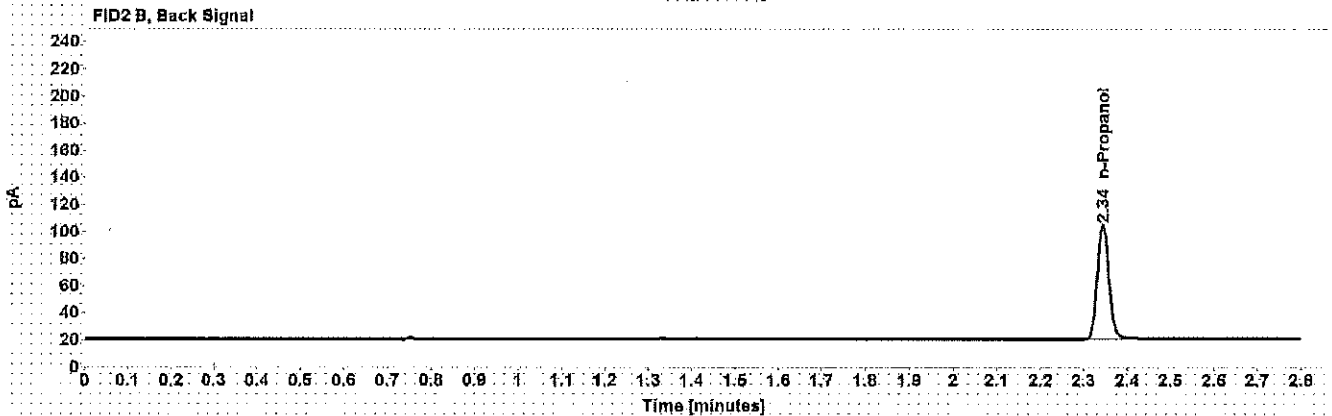
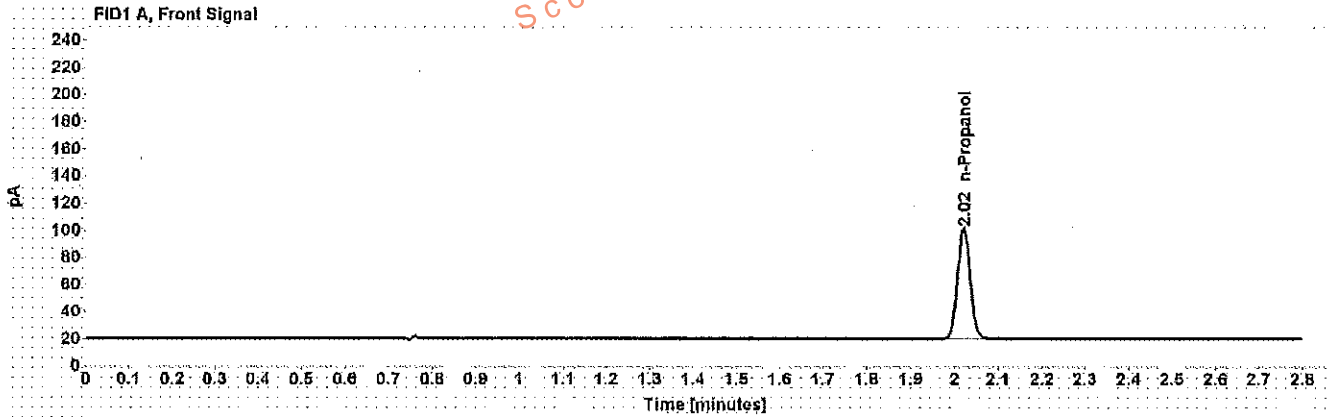


Table 1: FID 1 A (column DB-ALC1)

Compound	Amount (g/100mL)	Time (min)	Peak Area
n-Propanol	-----	2.021	167.195

Table 2: FID 2 B (column DB-ALC2)

Compound	Time (min)	Peak Area
n-Propanol	2.344	158.206

# Sequence Summary

WA

Sequence name: 11Jul17 Instrument: US14173023 CN14160045 Analyst: Adrian

Vial	Sample	Type	Item Number	Method
1	0.020 Cerilliant FN03241604	Calibration		ethanol quant.M
2	0.100 Cerilliant FN06181501	Calibration		ethanol quant.M
3	0.200 Cerilliant FN07201502	Calibration		ethanol quant.M
4	0.400 Cerilliant FN11191402	Calibration		ethanol quant.M
5	blank 041717	Control		ethanol quant.M
6	volatiles mix 020917 WLA	Control		ethanol quant.M
7	0.400 Lipomed 08012015-C	Control		ethanol quant.M
8	0.040 Lipomed 09022015-A	Control		ethanol quant.M
9	0.20 ACQ 407041529/3	Control		ethanol quant.M
10		Sample	1159821	ethanol quant.M
11		Sample	1159821	ethanol quant.M
12		Sample	1158446	ethanol quant.M
13		Sample	1158446	ethanol quant.M
14		Sample	1154395	ethanol quant.M
15		Sample	1154395	ethanol quant.M
16		Sample	1158748	ethanol quant.M
17		Sample	1158748	ethanol quant.M
18		Sample	1159742	ethanol quant.M
19		Sample	1159742	ethanol quant.M
20	0.080 Lipomed 28082014-B	Control		ethanol quant.M
21		Sample	1086006	ethanol quant.M
22		Sample	1086006	ethanol quant.M
23		Sample	1158639	ethanol quant.M
24		Sample	1158639	ethanol quant.M
25		Sample	1138666	ethanol quant.M
26		Sample	1138666	ethanol quant.M
27		Sample	273-01A	ethanol quant.M
28		Sample	273-01A	ethanol quant.M
29		Sample	318-01A	ethanol quant.M
30		Sample	318-01A	ethanol quant.M
31	0.150 Lipomed 09022015-C	Control		ethanol quant.M
32		Sample	200-01A	ethanol quant.M
33		Sample	200-01A	ethanol quant.M
34		Sample	338-01A	ethanol quant.M
35		Sample	338-01A	ethanol quant.M
36		Sample	318-01A	ethanol quant.M
37		Sample	318-01A	ethanol quant.M
38		Sample	200-01A	ethanol quant.M
39		Sample	200-01A	ethanol quant.M
40		Sample	1119143	ethanol quant.M
41		Sample	1119143	ethanol quant.M
42	0.20 ACQ 407041529/3	Control		ethanol quant.M
43		Sample	1154429	ethanol quant.M
44		Sample	1154429	ethanol quant.M
45		Sample	1053558	ethanol quant.M
46		Sample	1053558	ethanol quant.M
47		Sample	1162185	ethanol quant.M

# Sequence Summary

WA

48		Sample	1162185	ethanol quant.M
49		Sample	1138171	ethanol quant.M
50		Sample	1138171	ethanol quant.M
51		Sample	1049790	ethanol quant.M
52		Sample	1049790	ethanol quant.M
53	0.080 Lipomed 28082014-B	Control		ethanol quant.M
54		Sample	1141081	ethanol quant.M
55		Sample	1141081	ethanol quant.M
56		Sample	1153166	ethanol quant.M
57		Sample	1153166	ethanol quant.M
58		Sample	1162915	ethanol quant.M
59		Sample	1162915	ethanol quant.M
60		Sample	1162954	ethanol quant.M
61		Sample	1162954	ethanol quant.M
62		Sample	1163282	ethanol quant.M
63		Sample	1163282	ethanol quant.M
64	0.150 Lipomed 09022015-C	Control		ethanol quant.M
65		Sample	1162972	ethanol quant.M
66		Sample	1162972	ethanol quant.M
67		Sample	1160191	ethanol quant.M
68		Sample	1160191	ethanol quant.M
69		Sample	1158632	ethanol quant.M
70		Sample	1158632	ethanol quant.M
71		Sample	1158644	ethanol quant.M
72		Sample	1158644	ethanol quant.M
73		Sample	1163496	ethanol quant.M
74		Sample	1163496	ethanol quant.M
75	0.20 ACQ 407041529/3	Control		ethanol quant.M
76		Sample	1162582	ethanol quant.M
77		Sample	1162582	ethanol quant.M
78		Sample	1163502	ethanol quant.M
79		Sample	1163502	ethanol quant.M
80		Sample	1140216	ethanol quant.M
81		Sample	1140216	ethanol quant.M
82	0.40 Lipomed 08012015-C	Control		ethanol quant.M
83	0.04 Lipomed 09022015-A	Control		ethanol quant.M
84	0.20 ACQ 407041529/3	Control		ethanol quant.M
85	blank 041717	Control		ethanol quant.M

# Scottsdale Police Department Crime Laboratory

## Summary of Cases

SEQUENCE NAME: 11Jul17

ANALYST: Adrian

Vials	Test 1 (g/dL)	Test 2 (g/dL)	Mean (g/dL)	Percent Difference*	Absolute Difference (g/dL)*
10 11	0.2622	0.2609	0.26155	0.25	0.00065
12 13	0.0472	0.0475	0.04735	0.32	0.00015
14 15	0.1124	0.1132	0.11280	0.35	0.00040
16 17	0.0991	0.0995	0.09930	0.20	0.00020
18 19	0.0368	0.0366	0.03670	0.27	0.00010
21 22	0.1341	0.1366	0.13535	0.92	0.00125
23 24	0.1078	0.1074	0.10760	0.19	0.00020
25 26	0.1322	0.1319	0.13205	0.11	0.00015
27 28	0.1559	0.1555	0.15570	0.13	0.00020
29 30	0.1769	0.1781	0.17750	0.34	0.00060
32 33	0.1614	0.1639	0.16265	0.77	0.00125
34 35	0.2712	0.2701	0.27065	0.20	0.00055
36 37	0.0985	0.0983	0.09840	0.10	0.00010
38 39	0.1625	0.1618	0.16215	0.22	0.00035
40 41	0.1621	0.1635	0.16280	0.43	0.00070
43 44	0.0142	0.0143	0.01425	0.35	0.00005
45 46	0.2162	0.2147	0.21545	0.35	0.00075
47 48	0.0000	0.0000	0.00000	0.00	0.00000
49 50	0.1088	0.1093	0.10905	0.23	0.00025
51 52	0.1516	0.1524	0.15200	0.26	0.00040
54 55	0.1498	0.1528	0.15130	0.99	0.00150
56 57	0.2783	0.2782	0.27825	0.02	0.00005
58 59	0.1572	0.1564	0.15680	0.26	0.00040
60 61	0.0819	0.0814	0.08165	0.31	0.00025
62 63	0.2397	0.2423	0.24100	0.54	0.00130
65 66	0.1984	0.1992	0.19880	0.20	0.00040
67 68	0.1905	0.1895	0.19000	0.26	0.00050
69 70	0.1004	0.1002	0.10030	0.10	0.00010
71 72	0.0845	0.0849	0.08470	0.24	0.00020
73 74	0.1232	0.1227	0.12295	0.20	0.00025
76 77	0.1288	0.1292	0.12900	0.16	0.00020
78 79	0.2491	0.2550	0.25205	1.17	0.00295
80 81	0.2451	0.2467	0.24590	0.33	0.00080

\*Calculated differences are differences from the mean of the two results.



## Scottsdale Police Department Crime Lab Volatiles Analysis

Sample: ██████████	Item number: 1159821
Injection date: 7/11/2017 10:36:56 AM	Vial: 10
Method: ethanol quant.M	Sequence: 11Jul17
Instrument: US14173023 CN14160045	Analyst: Adrian
Data file: C:\Chem3211\Data\11Jul17\10.D	

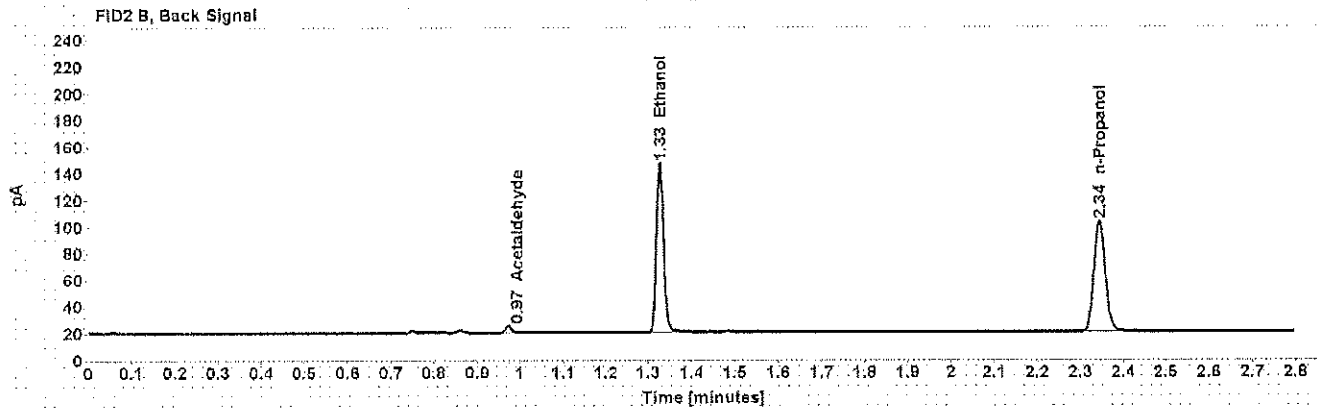
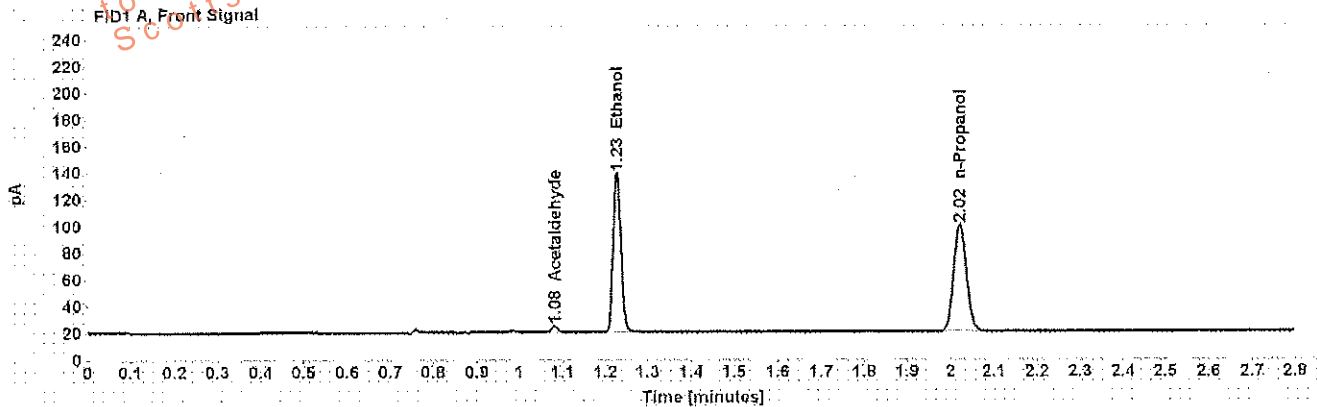


Table 1: FID 1 A (column DB-ALC1)

Compound	Amount (g/100mL)	Time (min)	Peak Area
Acetaldehyde	-----	1.081	4.909
>Ethanol	0.2622	1.228	153.009
n-Propanol	-----	2.021	162.864

Table 2: FID 2 B (column DB-ALC2)

Compound	Time (min)	Peak Area
Acetaldehyde	0.972	4.982
Ethanol	1.326	149.009
n-Propanol	2.344	155.152

## Scottsdale Police Department Crime Lab Volatiles Analysis

<b>Sample:</b> ██████████	<b>Item number:</b> 1159821
<b>Injection date:</b> 7/11/2017 10:40:57 AM	<b>Vial:</b> 11
<b>Method:</b> ethanol quant.M	<b>Sequence:</b> 11Jul17
<b>Instrument:</b> US14173023 CN14160045	<b>Analyst:</b> Adrian
<b>Data file:</b> C:\Chem32\11\Data\11Jul17\11.D	

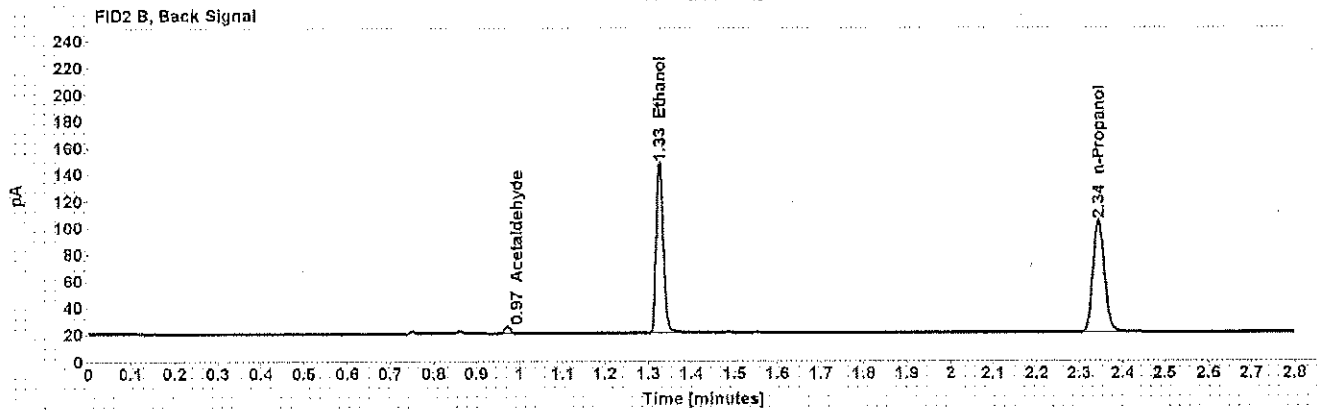
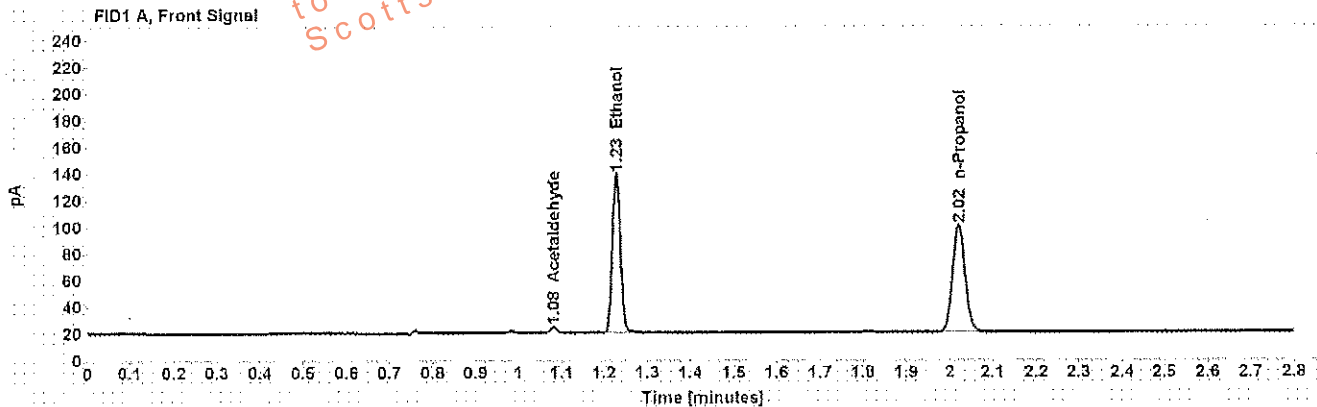


Table 1: FID 1 A (column DB-ALC1)

Compound	Amount (g/100mL)	Time (min)	Peak Area
Acetaldehyde	-----	1.081	4.627
>Ethanol	0.2609	1.228	153.403
n-Propanol	-----	2.021	164.071

Table 2: FID 2 B (column DB-ALC2)

Compound	Time (min)	Peak Area
Acetaldehyde	0.972	4.708
Ethanol	1.328	148.219
n-Propanol	2.344	156.165

## Scottsdale Police Department Crime Lab Volatiles Analysis

<b>Sample:</b> ██████████	<b>Item number:</b> 1158446
<b>Injection date:</b> 7/11/2017 10:44:57 AM	<b>Vial:</b> 12
<b>Method:</b> ethanol quant.M	<b>Sequence:</b> 11Jul17
<b>Instrument:</b> US14173023 CN14160045	<b>Analyst:</b> Adrian
<b>Data file:</b> C:\Chem32\1\Data\11Jul17\12.D	

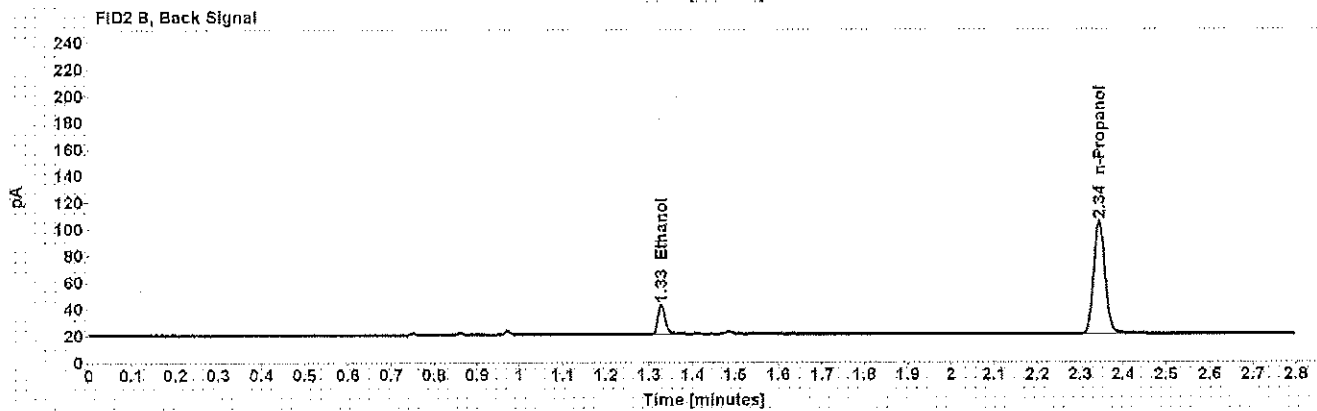
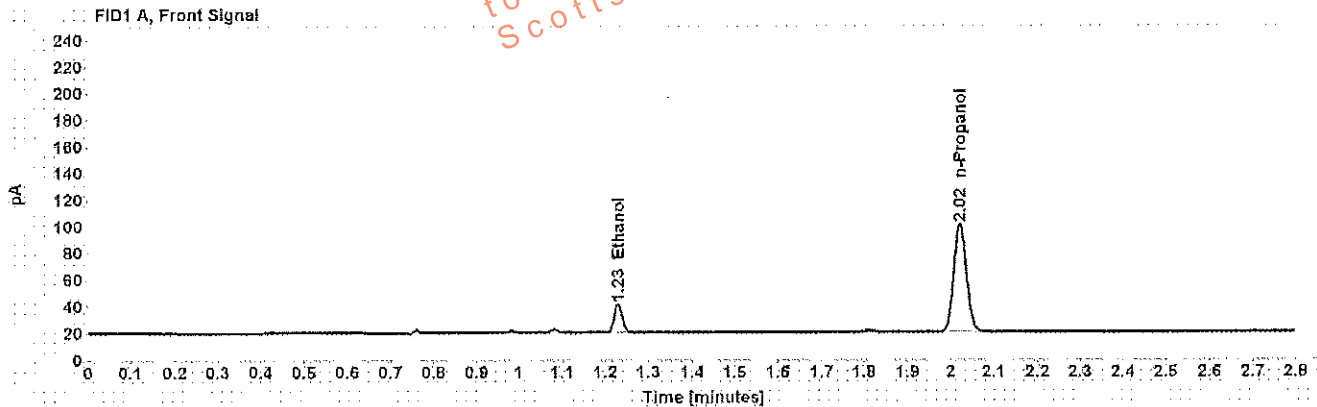


Table 1: FID 1 A (column DB-ALC1)

Compound	Amount (g/100mL)	Time (min)	Peak Area
>Ethanol	0.0472	1.229	27.456
n-Propanol	-----	2.021	165.522

Table 2: FID 2 B (column DB-ALC2)

Compound	Time (min)	Peak Area
Ethanol	1.328	26.553
n-Propanol	2.344	157.567

## Scottsdale Police Department Crime Lab Volatiles Analysis

Sample: ██████████	Item number: 1158446
Injection date: 7/11/2017 10:49:12 AM	Vial: 13
Method: ethanol quant.M	Sequence: 11Jul17
Instrument: US14173023 CN14160045	Analyst: Adrian
Data file: C:\Chem32\11\Data\11Jul17\13.D	

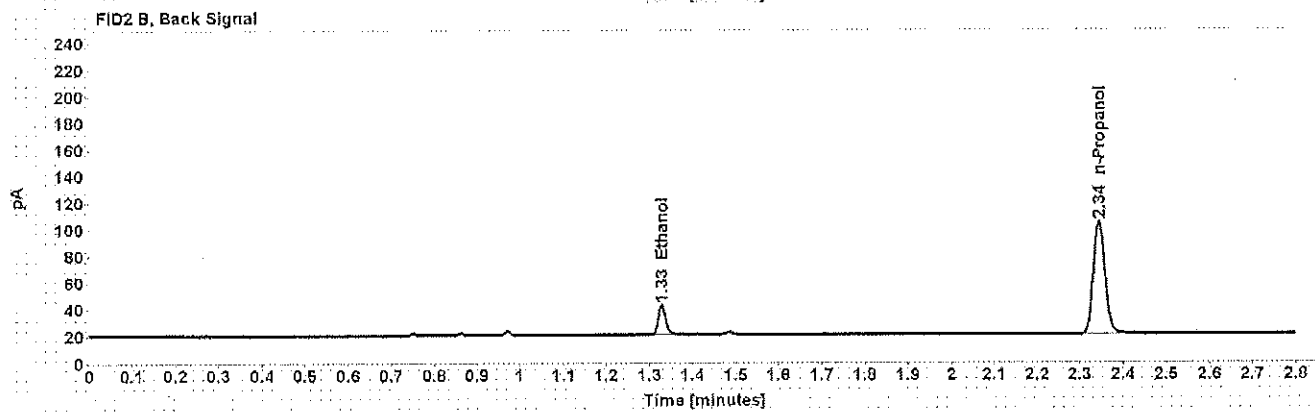
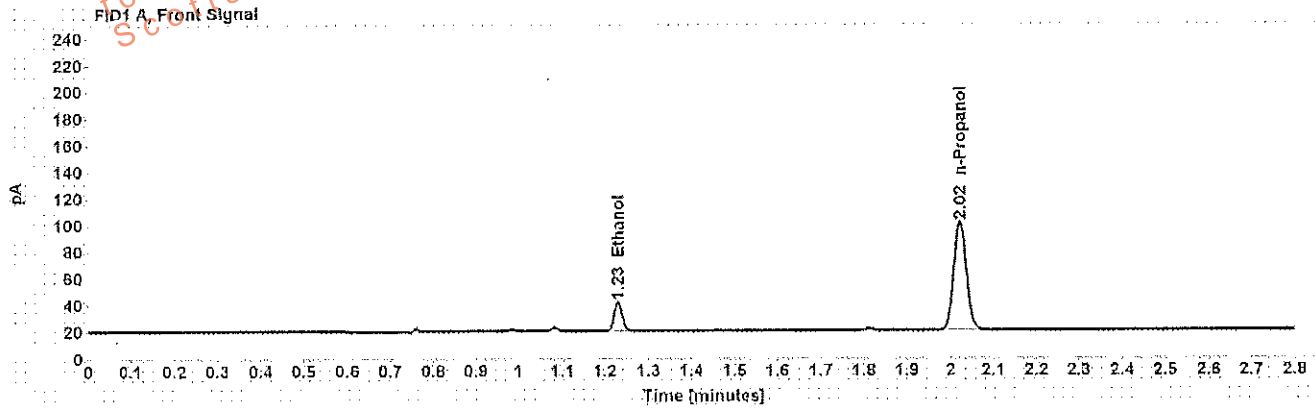


Table 1: FID 1 A (column DB-ALC1)

Compound	Amount (g/100mL)	Time (min)	Peak Area
>Ethanol	0.0475	1.230	27.612
n-Propanol	-----	2.022	165.588

Table 2: FID 2 B (column DB-ALC2)

Compound	Time (min)	Peak Area
Ethanol	1.329	26.824
n-Propanol	2.345	157.841

Scottsdale Police Department Crime Lab Volatiles Analysis

Sample: XXXXXXXXXX Item number: 1154395  
 Injection date: 7/11/2017 10:53:12 AM Vial: 14  
 Method: ethanol quant.M Sequence: 11Jul17  
 Instrument: US14173023 CN14160045 Analyst: Adrian  
 Data file: C:\Chem32\1\Data\11Jul17\14.D

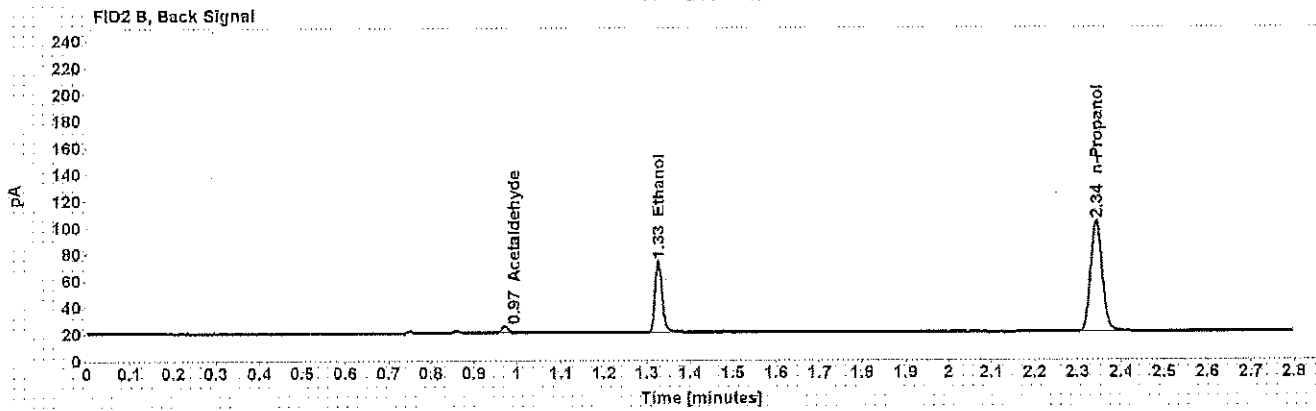
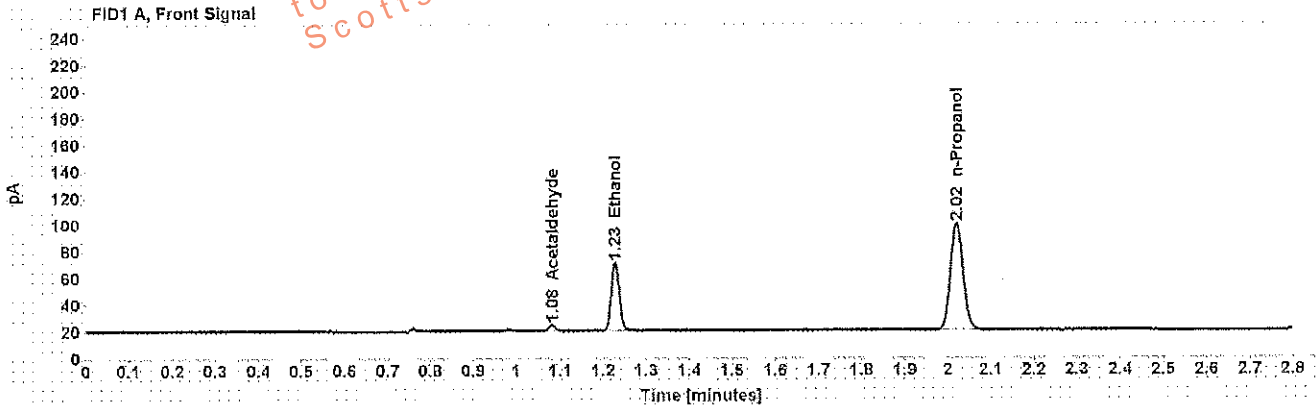


Table 1: FID 1 A (column DB-ALC1)

Compound	Amount (g/100mL)	Time (min)	Peak Area
Acetaldehyde	-----	1.081	4.847
>Ethanol	0.1124	1.228	65.669
n-Propanol	-----	2.021	164.017

Table 2: FID 2 B (column DB-ALC2)

Compound	Time (min)	Peak Area
Acetaldehyde	0.971	4.850
Ethanol	1.326	63.013
n-Propanol	2.343	155.831

## Scottsdale Police Department Crime Lab Volatiles Analysis

Sample: <span style="background-color: black; color: black;">XXXXXXXXXX</span>	Item number: 1154395
Injection date: 7/11/2017 10:57:12 AM	Vial: 15
Method: ethanol quant.M	Sequence: 11Jul17
Instrument: US14173023 CN14160045	Analyst: Adrian
Data file: C:\Chem32\1\Data\11Jul17\15.D	

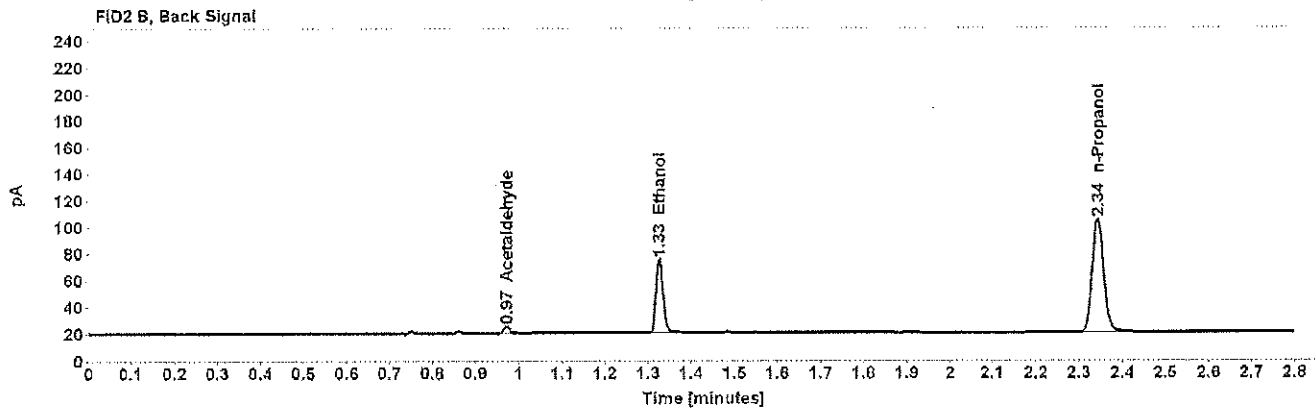
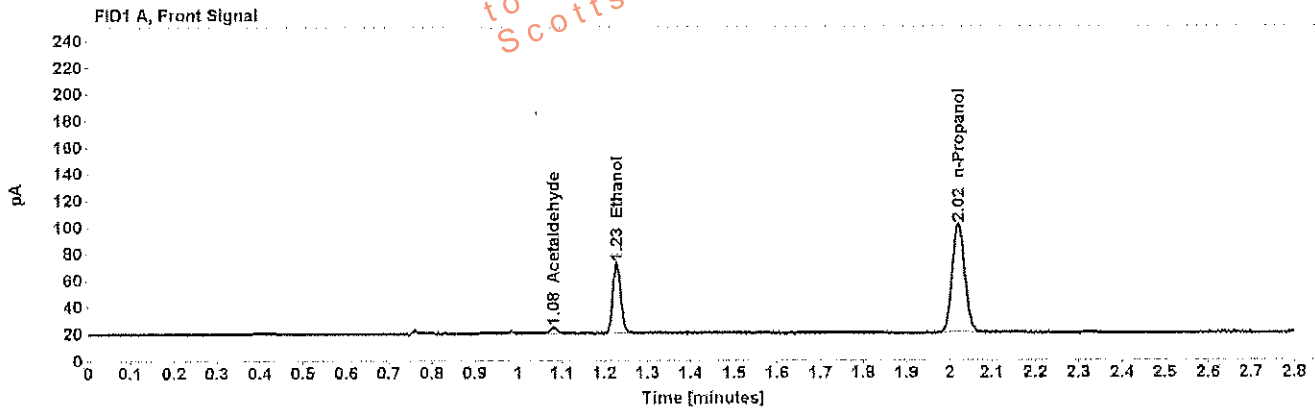


Table 1: FID 1 A (column DB-ALC1)

Compound	Amount (g/100mL)	Time (min)	Peak Area
Acetaldehyde	-----	1.081	4.673
>Ethanol	0.1132	1.228	67.307
n-Propanol	-----	2.021	166.881

Table 2: FID 2 B (column DB-ALC2)

Compound	Time (min)	Peak Area
Acetaldehyde	0.972	4.644
Ethanol	1.326	64.603
n-Propanol	2.343	158.760

## Scottsdale Police Department Crime Lab Volatiles Analysis

Sample: ██████████	Item number: 1158748
Injection date: 7/11/2017 11:01:12 AM	Vial: 16
Method: ethanol quant.M	Sequence: 11Jul17
Instrument: US14173023 CN14160045	Analyst: Adrian
Data file: C:\Chem32\1\Data\11Jul17\16.D	

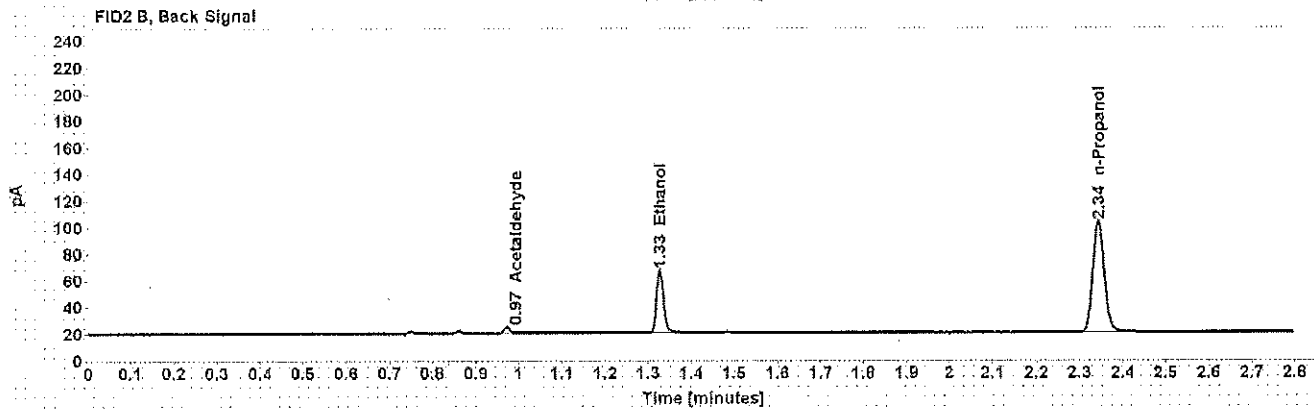
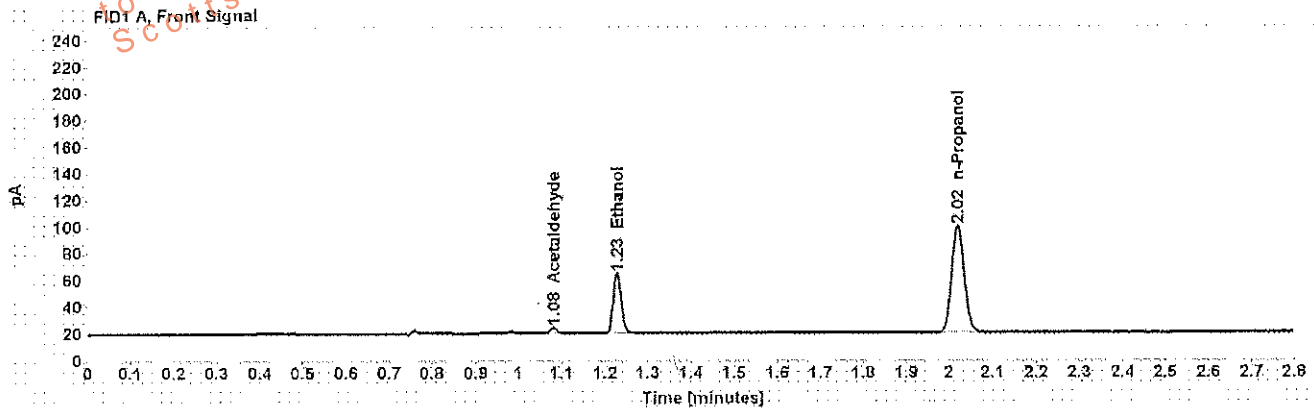


Table 1: FID 1 A (column DB-ALC1)

Compound	Amount (g/100mL)	Time (min)	Peak Area
Acetaldehyde	-----	1.081	4.372
>Ethanol	0.0991	1.228	57.810
n-Propanol	-----	2.021	163.955

Table 2: FID 2 B (column DB-ALC2)

Compound	Time (min)	Peak Area
Acetaldehyde	0.972	4.424
Ethanol	1.327	55.280
n-Propanol	2.343	155.748

## Scottsdale Police Department Crime Lab Volatiles Analysis

Sample: <span style="background-color: black; color: black;">XXXXXXXXXX</span>	Item number: 1158748
Injection date: 7/11/2017 11:05:12 AM	Vial: 17
Method: ethanol quant.M	Sequence: 11Jul17
Instrument: US14173023 CN14160045	Analyst: Adrian
Data file: C:\Chem3211\Data\11Jul17\17.D	

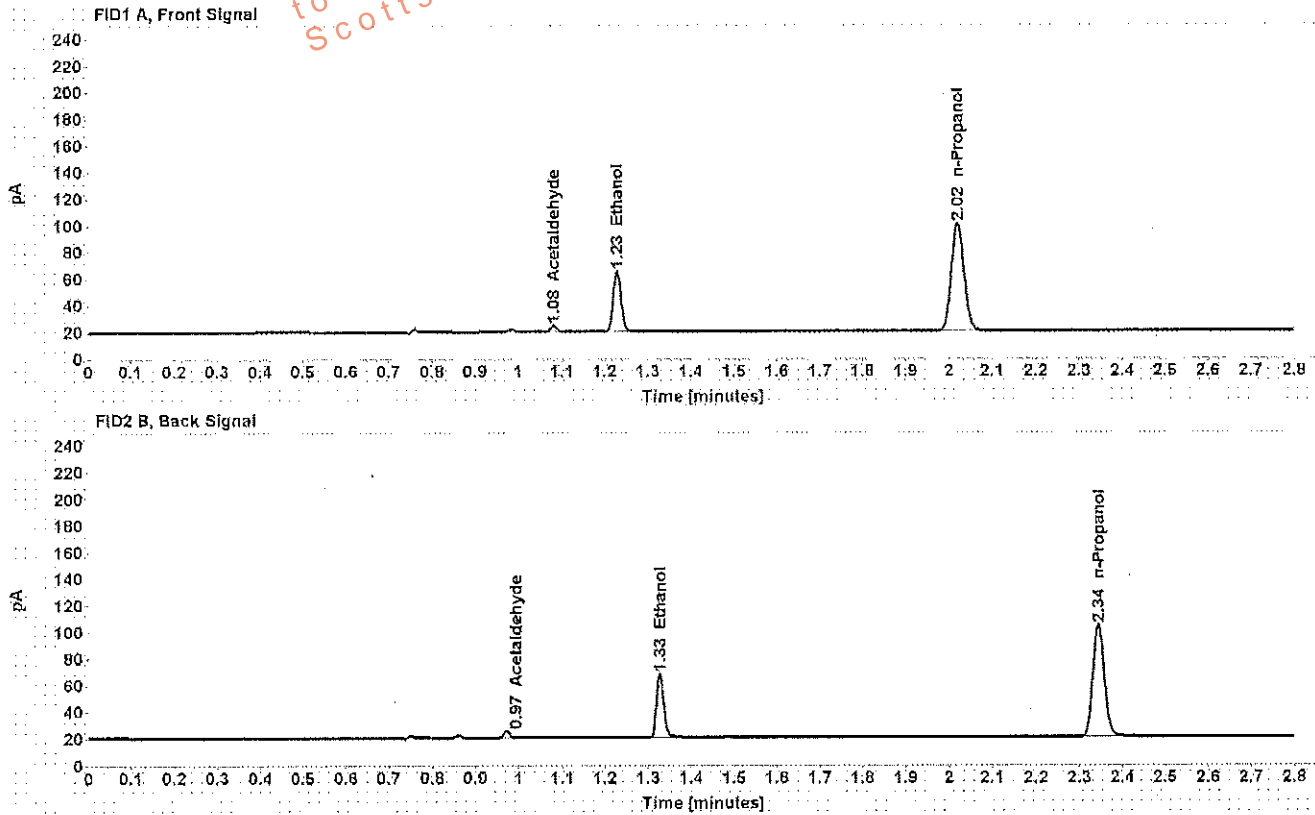


Table 1: FID 1 A (column DB-ALC1)

Compound	Amount (g/100mL)	Time (min)	Peak Area
Acetaldehyde	-----	1.081	4.689
>Ethanol	0.0995	1.228	58.523
n-Propanol	-----	2.021	165.234

Table 2: FID 2 B (column DB-ALC2)

Compound	Time (min)	Peak Area
Acetaldehyde	0.972	4.712
Ethanol	1.327	56.056
n-Propanol	2.344	156.841



## Scottsdale Police Department Crime Lab Volatiles Analysis

Sample: <span style="background-color: black; color: black;">XXXXXXXXXX</span>	Item number: 1159742
Injection date: 7/11/2017 11:09:11 AM	Vial: 18
Method: ethanol quant.M	Sequence: 11Jul17
Instrument: US14173023 CN14160045	Analyst: Adrian
Data file: C:\Chem32\1\Data\11Jul17\18.D	

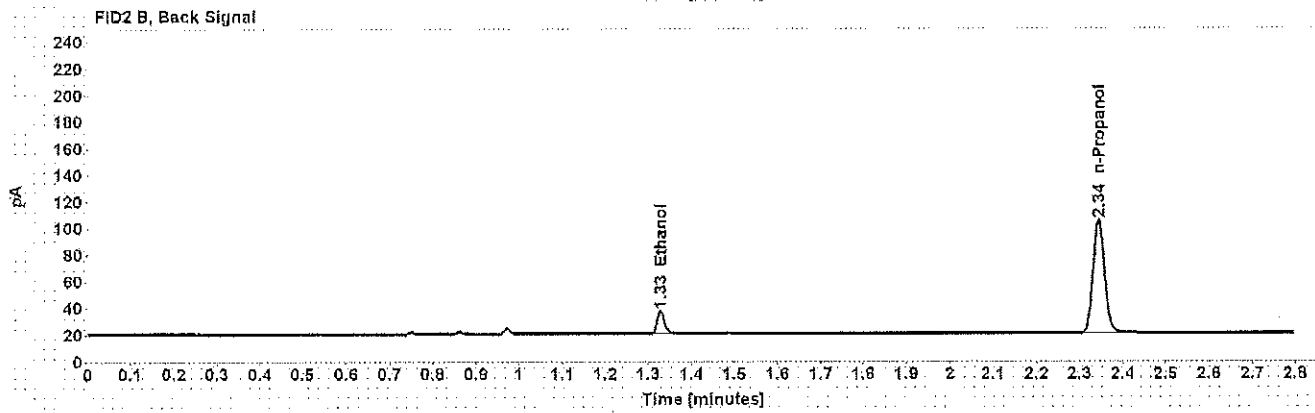
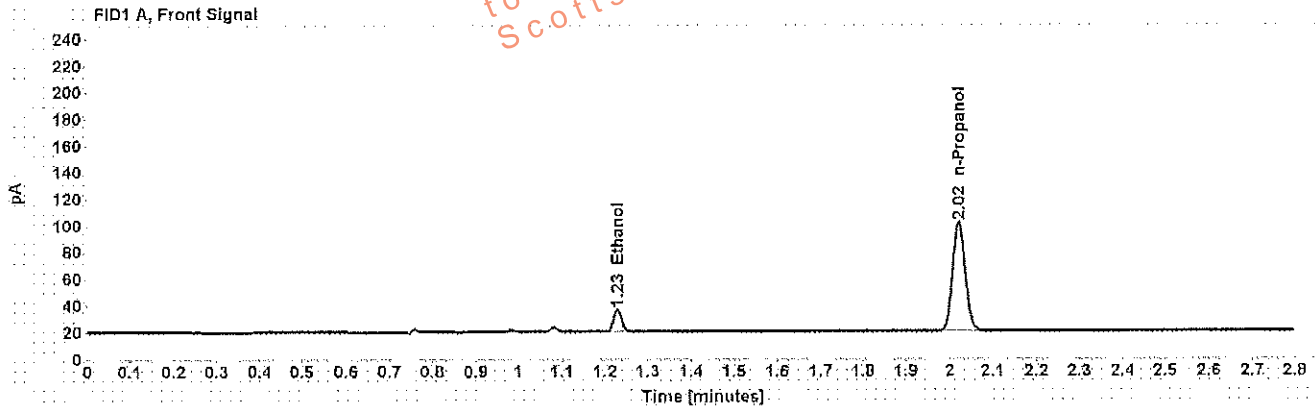


Table 1: FID 1 A (column DB-ALC1)

Compound	Amount (g/100mL)	Time (min)	Peak Area
>Ethanol	0.0368	1.229	21.404
n-Propanol	-----	2.021	166.818

Table 2: FID 2 B (column DB-ALC2)

Compound	Time (min)	Peak Area
Ethanol	1.328	20.731
n-Propanol	2.344	158.746

## Scottsdale Police Department Crime Lab Volatiles Analysis

Sample: <span style="background-color: black; color: black;">XXXXXXXXXX</span>	Item number: 1159742
Injection date: 7/11/2017 11:13:27 AM	Vial: 19
Method: ethanol quant.M	Sequence: 11Jul17
Instrument: US14173023 CN14160045	Analyst: Adrian
Data file: C:\Chem32\11\Data\11Jul17\19.D	

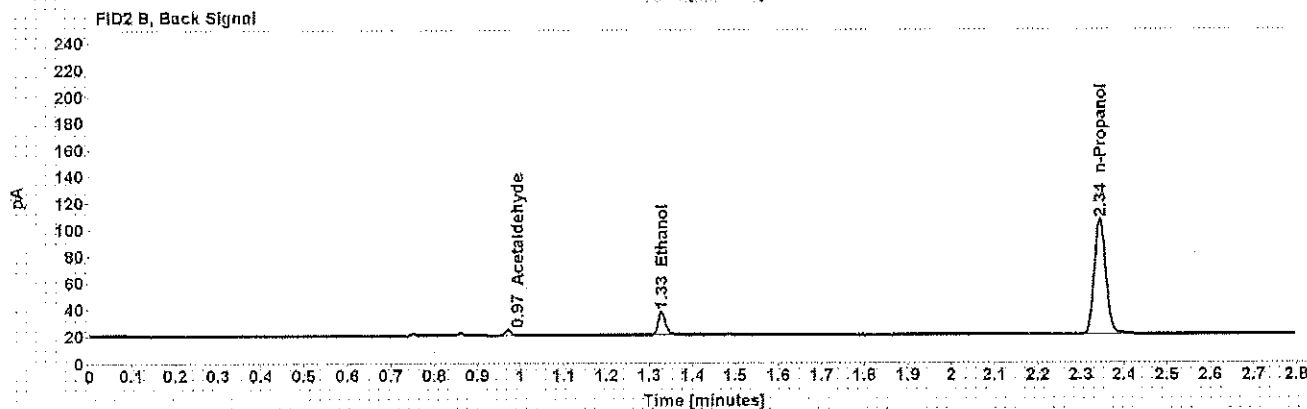
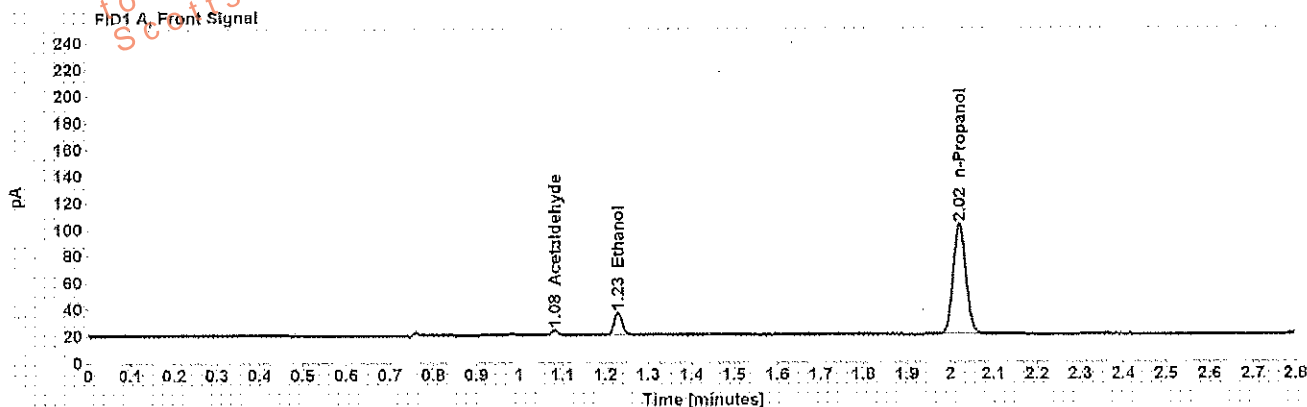


Table 1: FID 1 A (column DB-ALC1)

Compound	Amount (g/100mL)	Time (min)	Peak Area
Acetaldehyde	-----	1.081	3.802
>Ethanol	0.0368	1.229	21.584
n-Propanol	-----	2.021	168.986

Table 2: FID 2 B (column DB-ALC2)

Compound	Time (min)	Peak Area
Acetaldehyde	0.972	3.849
Ethanol	1.328	21.188
n-Propanol	2.344	160.950

Scottsdale Police Department Crime Lab Volatiles Analysis

Sample:	[REDACTED]	Item number:	1086006
Injection date:	7/11/2017 11:21:27 AM	Vial:	21
Method:	ethanol quant.M	Sequence:	11Jul17
Instrument:	US14173023 CN14160045	Analyst:	Adrian
Data file:	C:\Chem321\Data\11Jul17\21.D		

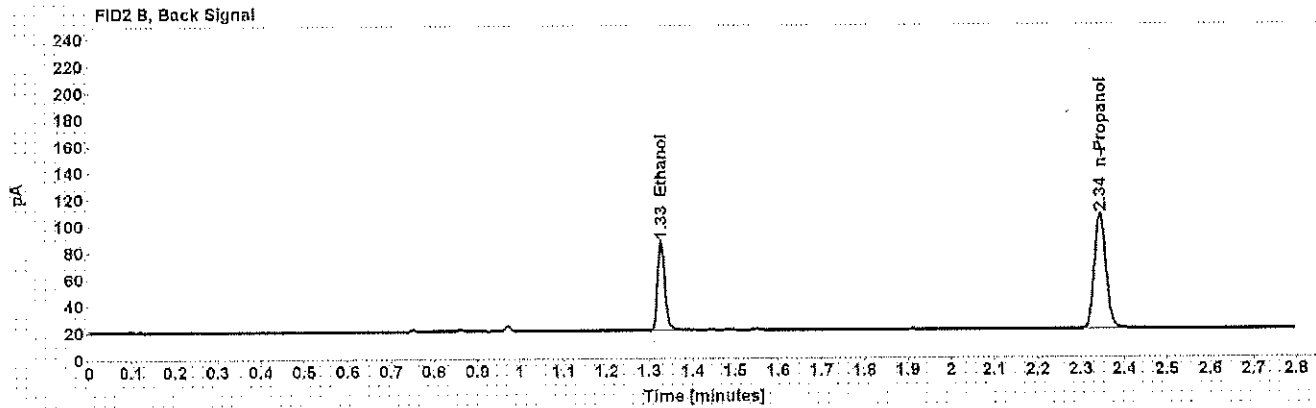
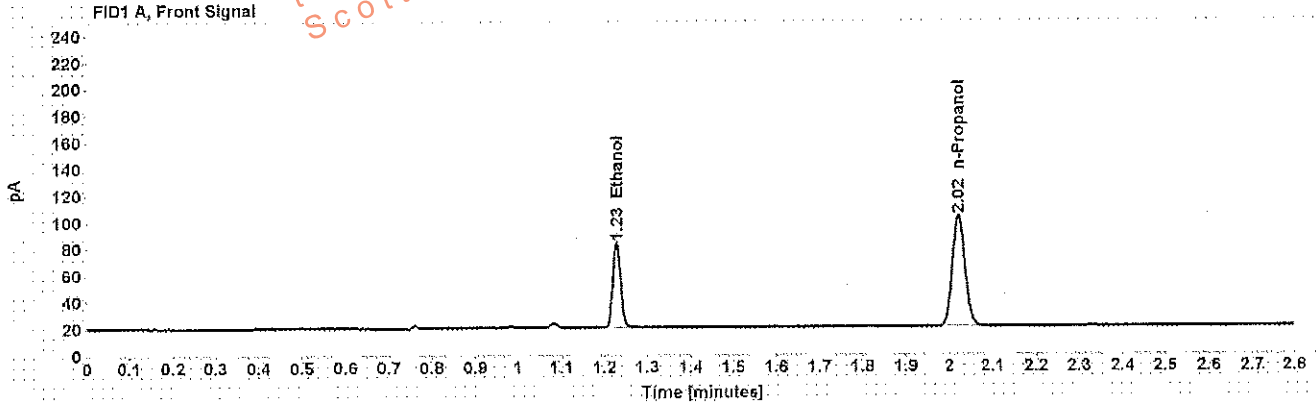


Table 1: FID 1 A (column DB-ALC1)

Compound	Amount (g/100mL)	Time (min)	Peak Area
>Ethanol	0.1341	1.228	81.078
n-Propanol	-----	2.021	169.415

Table 2: FID 2 B (column DB-ALC2)

Compound	Time (min)	Peak Area
Ethanol	1.327	78.094
n-Propanol	2.344	161.556

## Scottsdale Police Department Crime Lab Volatiles Analysis

Dissemination is restricted to Criminal Justice Agencies and authorized agencies only. Dissemination to unauthorized agencies is PROHIBITED.  
Scottsdale City Prosecutor

Sample:	[REDACTED]	Item number:	1086006
Injection date:	7/11/2017 11:25:27 AM	Vial:	22
Method:	ethanol quant.M	Sequence:	11Jul17
Instrument:	US14173023 CN14160045	Analyst:	Adrian
Data file:	C:\Chem32\1\Data\11Jul17\22.D		

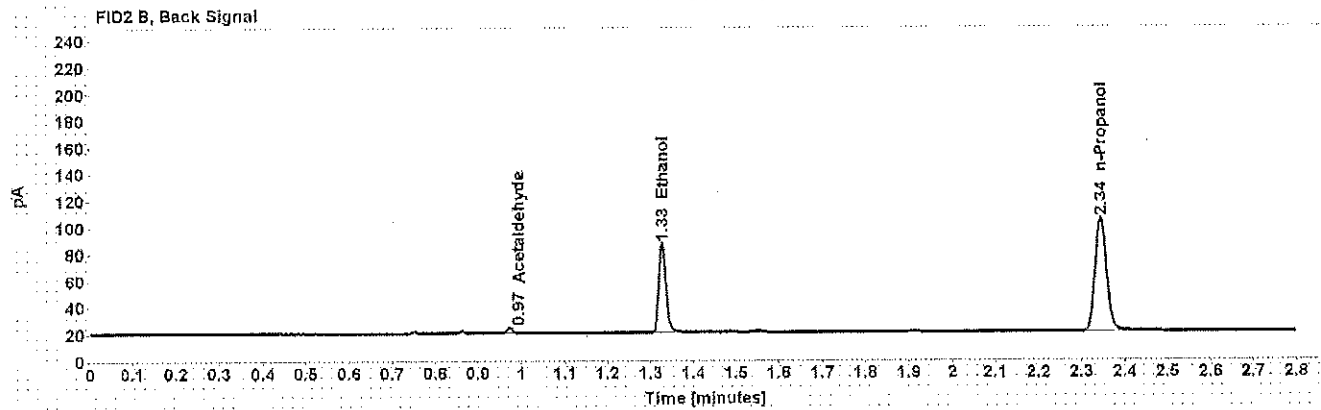
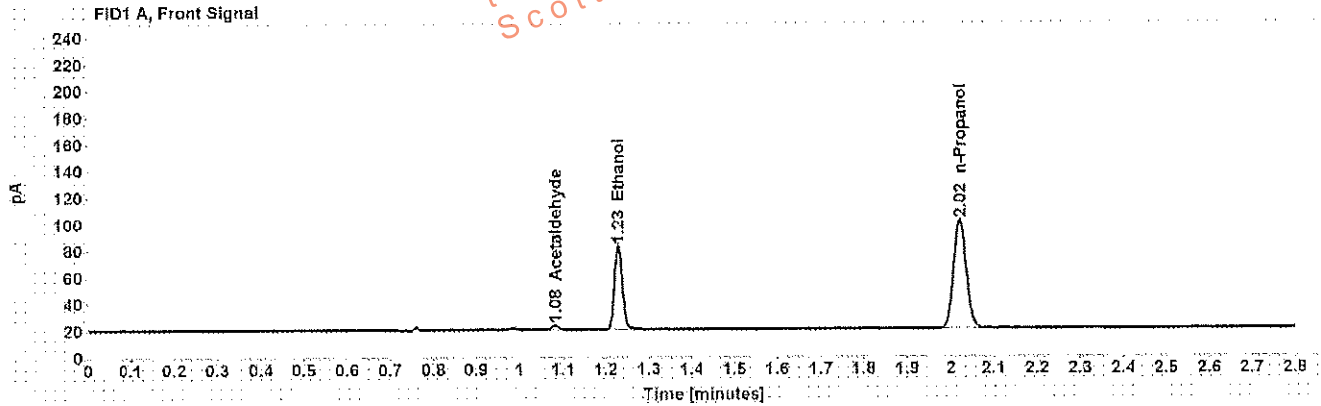


Table 1: FID 1 A (column DB-ALC1)

Compound	Amount (g/100mL)	Time (min)	Peak Area
Acetaldehyde	-----	1.082	3.851
>Ethanol	0.1366	1.228	81.003
n-Propanol	-----	2.021	166.155

Table 2: FID 2 B (column DB-ALC2)

Compound	Time (min)	Peak Area
Acetaldehyde	0.972	3.864
Ethanol	1.327	77.913
n-Propanol	2.344	158.441

## Scottsdale Police Department Crime Lab Volatiles Analysis

Sample: ██████████	Item number: 1158639
Injection date: 7/11/2017 11:29:26 AM	Vial: 23
Method: ethanol quant.M	Sequence: 11Jul17
Instruments: US14173023 CN14160045	Analyst: Adrian
Data file: C:\Chem32\11Data\11Jul17\23.D	

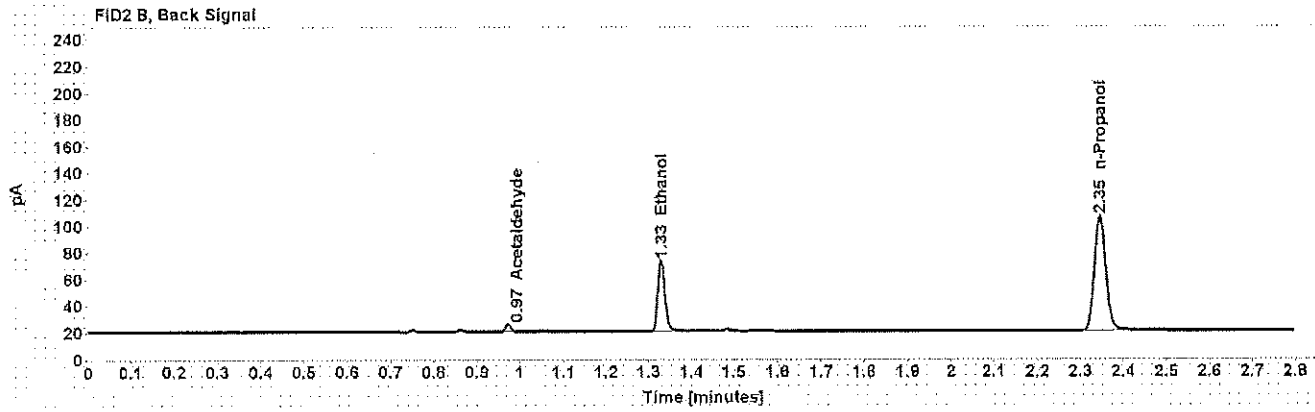
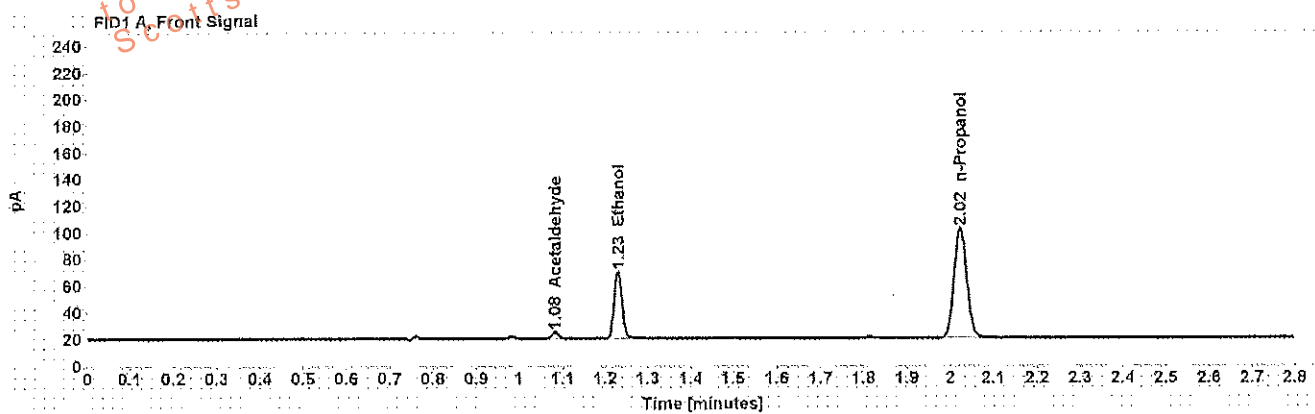


Table 1: FID 1 A (column DB-ALC1)

Compound	Amount (g/100mL)	Time (min)	Peak Area
Acetaldehyde	-----	1.082	5.164
>Ethanol	0.1078	1.230	64.799
n-Propanol	-----	2.022	168.813

Table 2: FID 2 B (column DB-ALC2)

Compound	Time (min)	Peak Area
Acetaldehyde	0.973	5.187
Ethanol	1.329	62.198
n-Propanol	2.346	160.492

Scottsdale Police Department Crime Lab Volatiles Analysis

Sample:	[REDACTED]	Item number:	1158639
Injection date:	7/11/2017 11:33:27 AM	Vial:	24
Method:	ethanol quant.M	Sequence:	11Jul17
Instrument:	US14173023 CN14160045	Analyst:	Adrian
Data file:	C:\Chem32\1\Data\11Jul17\24.D		

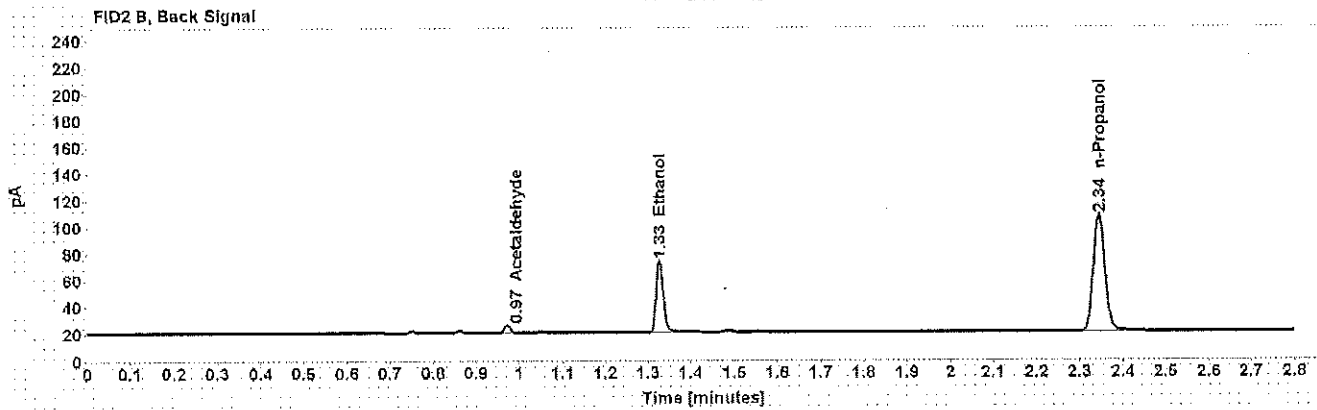
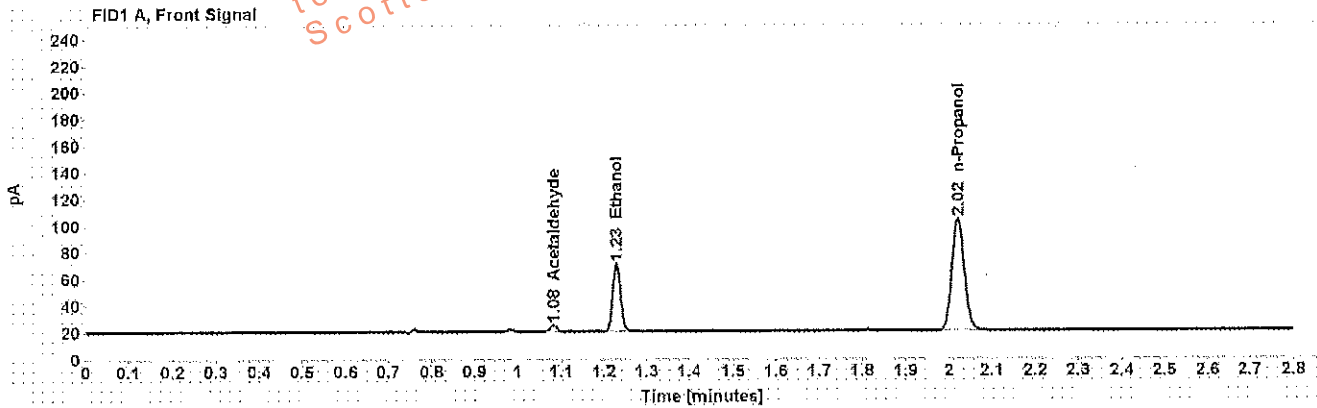


Table 1: FID 1 A (column DB-ALC1)

Compound	Amount (g/100mL)	Time (min)	Peak Area
Acetaldehyde	-----	1.082	5.174
>Ethanol	0.1074	1.229	65.486
n-Propanol	-----	2.022	171.177

Table 2: FID 2 B (column DB-ALC2)

Compound	Time (min)	Peak Area
Acetaldehyde	0.972	5.180
Ethanol	1.327	62.754
n-Propanol	2.344	163.156

## Scottsdale Police Department Crime Lab Volatiles Analysis

<b>Sample:</b> ██████████	<b>Item number:</b> 1138666
<b>Injection date:</b> 7/11/2017 11:37:41 AM	<b>Vial:</b> 25
<b>Method:</b> ethanol quant.M	<b>Sequence:</b> 11Jul17
<b>Instrument:</b> US14173023 CN14160045	<b>Analyst:</b> Adrian
<b>Data file:</b> C:\Chem32\1\Data\11Jul17\25.D	

Dissemination is restricted to Criminal Justice Agencies and authorized personnel only. Any dissemination to unauthorized agencies is PROHIBITED. Scottsdale City Prosecutor

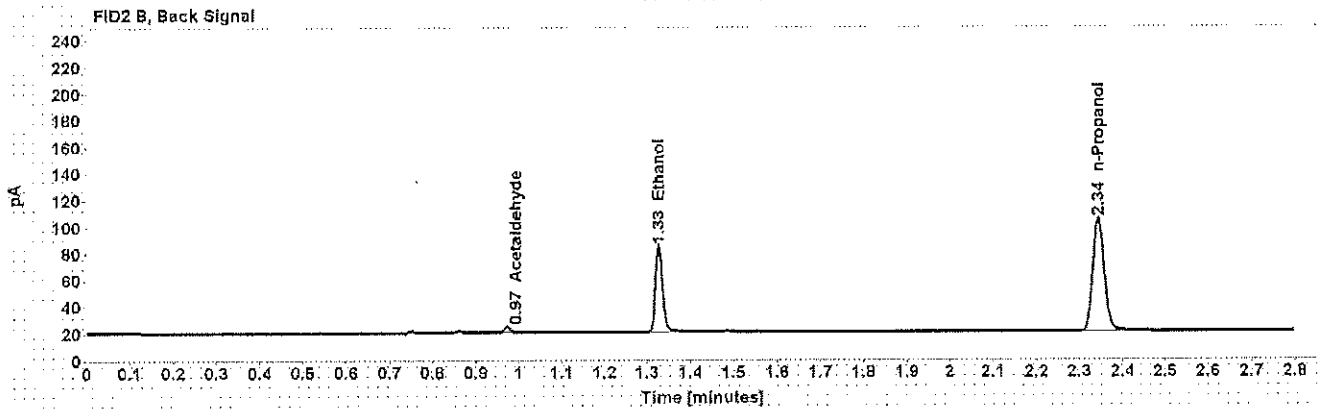
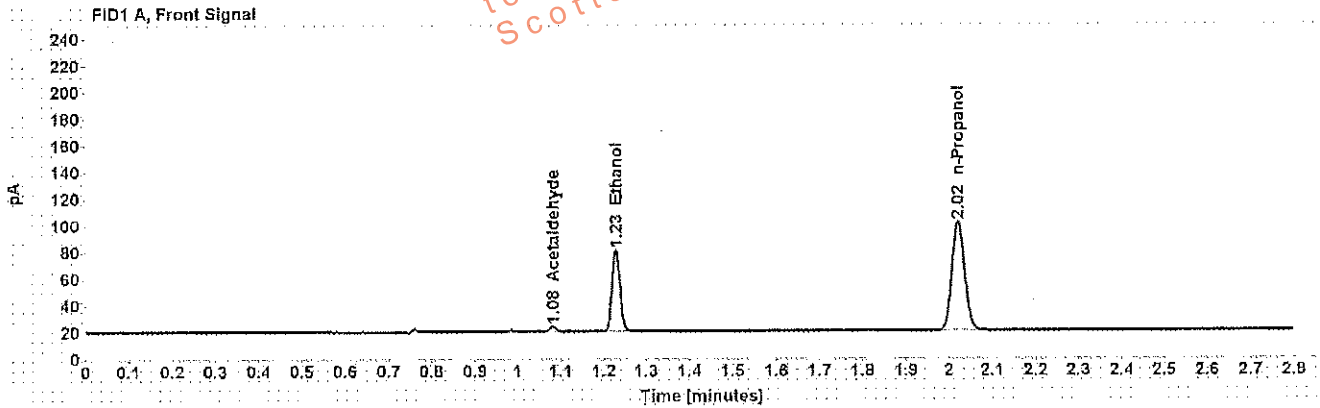


Table 1: FID 1 A (column DB-ALC1)

Compound	Amount (g/100mL)	Time (min)	Peak Area
Acetaldehyde	-----	1.081	4.056
>Ethanol	0.1322	1.228	78.659
n-Propanol	-----	2.021	166.740

Table 2: FID 2 B (column DB-ALC2)

Compound	Time (min)	Peak Area
Acetaldehyde	0.972	4.109
Ethanol	1.327	75.567
n-Propanol	2.344	158.485

Scottsdale Police Department Crime Lab Volatiles Analysis

Sample: [REDACTED] Item number: 1138666  
 Injection date: 7/11/2017 11:41:42 AM Vial: 26  
 Method: ethanol quant.M Sequence: 11Jul17  
 Instrument: US14173023 CN14160045 Analyst: Adrian  
 Data file: C:\Chem32\1\Data\11Jul17\26.D

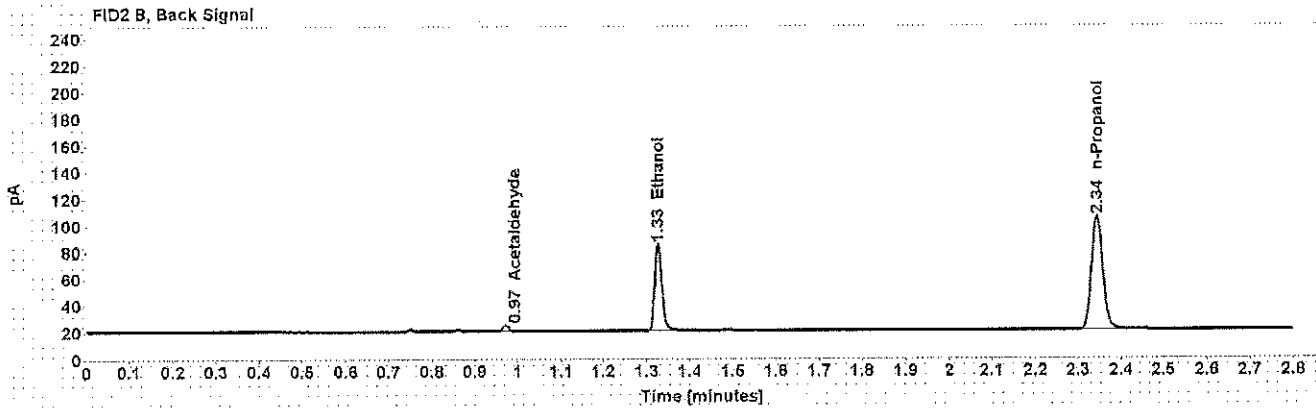
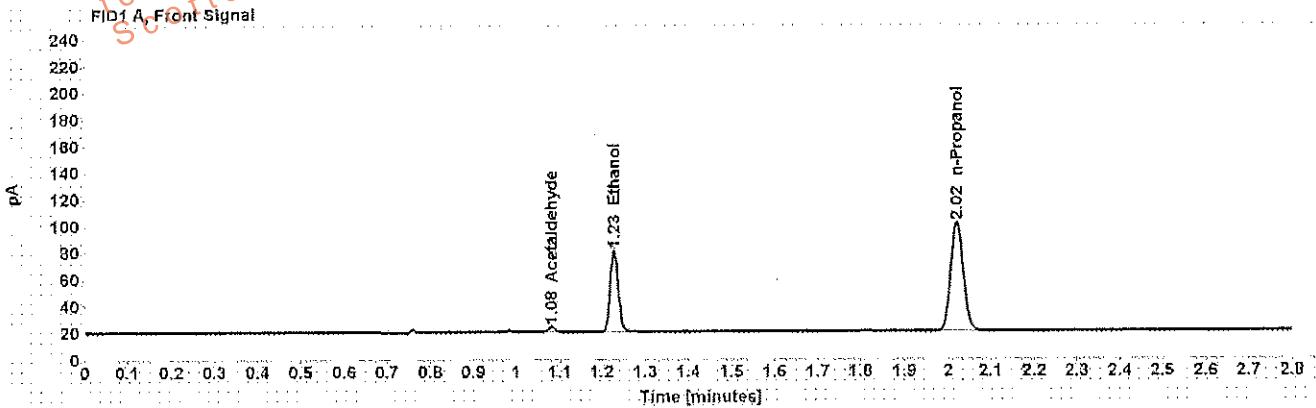


Table 1: FID 1 A (column DB-ALC1)

Compound	Amount (g/100mL)	Time (min)	Peak Area
Acetaldehyde	-----	1.081	4.094
>Ethanol	0.1319	1.228	78.519
n-Propanol	-----	2.021	166.845

Table 2: FID 2 B (column DB-ALC2)

Compound	Time (min)	Peak Area
Acetaldehyde	0.972	4.091
Ethanol	1.327	75.268
n-Propanol	2.344	158.702



Scottsdale Police Department Crime Lab Volatiles Analysis

Sample:	[REDACTED]	Item number:	273-01A
Injection date:	7/11/2017 11:45:42 AM	Vial:	27
Method:	ethanol quant.M	Sequence:	11Jul17
Instrument:	US14173023 CN14160045	Analyst:	Adrian
Data file:	C:\Chem32\1\Data\11Jul17\27.D		

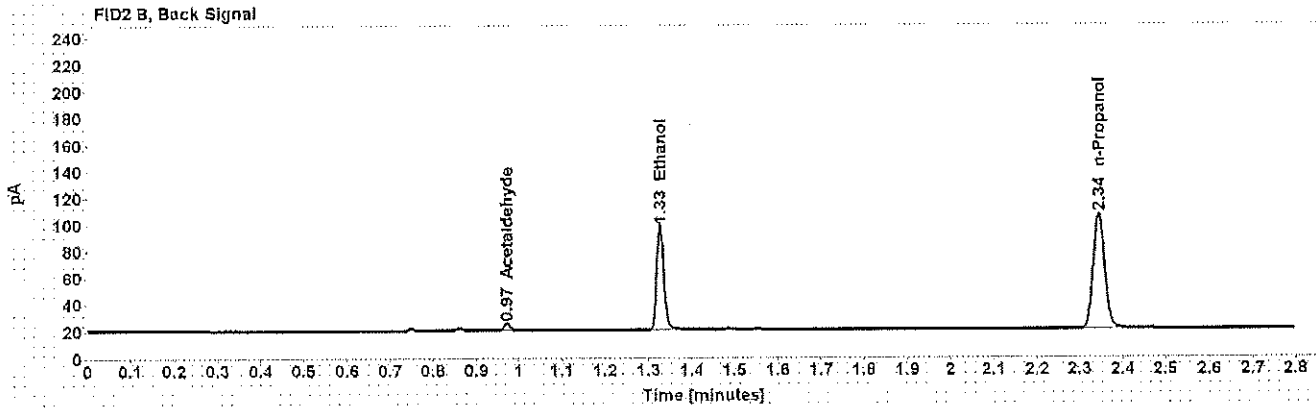
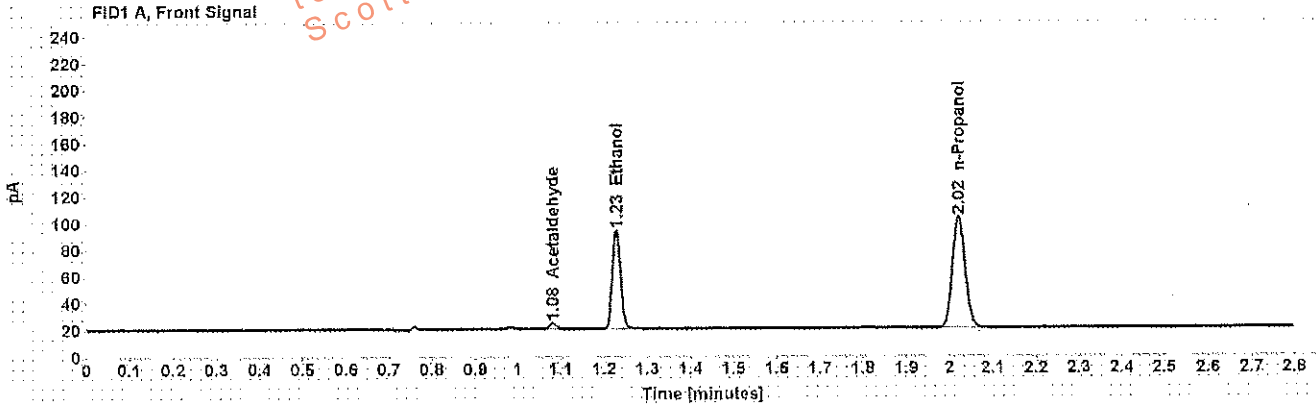


Table 1: FID 1 A (column DB-ALC1)

Compound	Amount (g/100mL)	Time (min)	Peak Area
Acetaldehyde	-----	1.081	4.839
>Ethanol	0.1559	1.228	94.669
n-Propanol	-----	2.021	169.953

Table 2: FID 2 B (column DB-ALC2)

Compound	Time (min)	Peak Area
Acetaldehyde	0.972	4.856
Ethanol	1.326	91.262
n-Propanol	2.344	161.647

## Scottsdale Police Department Crime Lab Volatiles Analysis

Sample:	[REDACTED]	Item number:	273-01A
Injection date:	7/11/2017 11:49:42 AM	Vial:	28
Method:	ethanol quant.M	Sequence:	11Jul17
Instrument:	US14173023 CN14160045	Analyst:	Adrian
Data file:	C:\Chem32\1\Data\11Jul17\28.D		

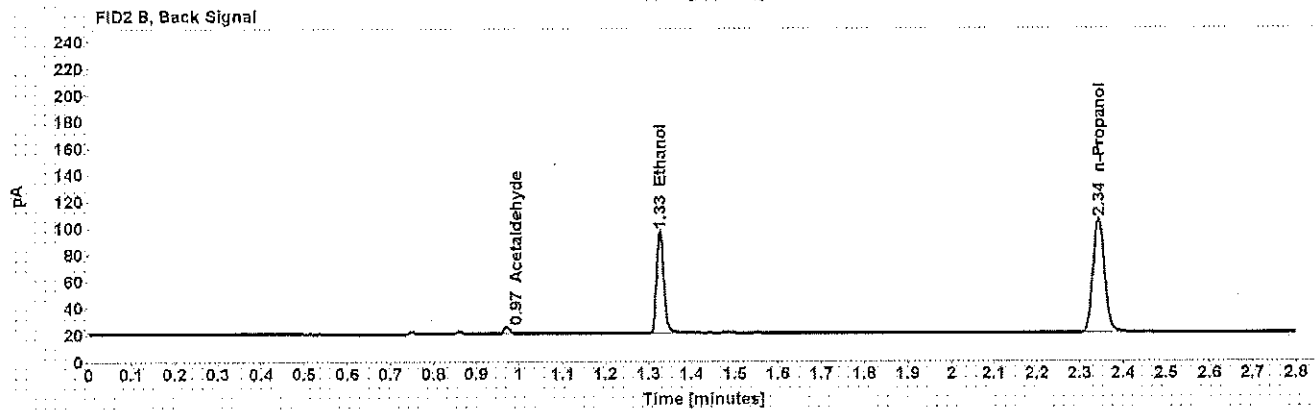
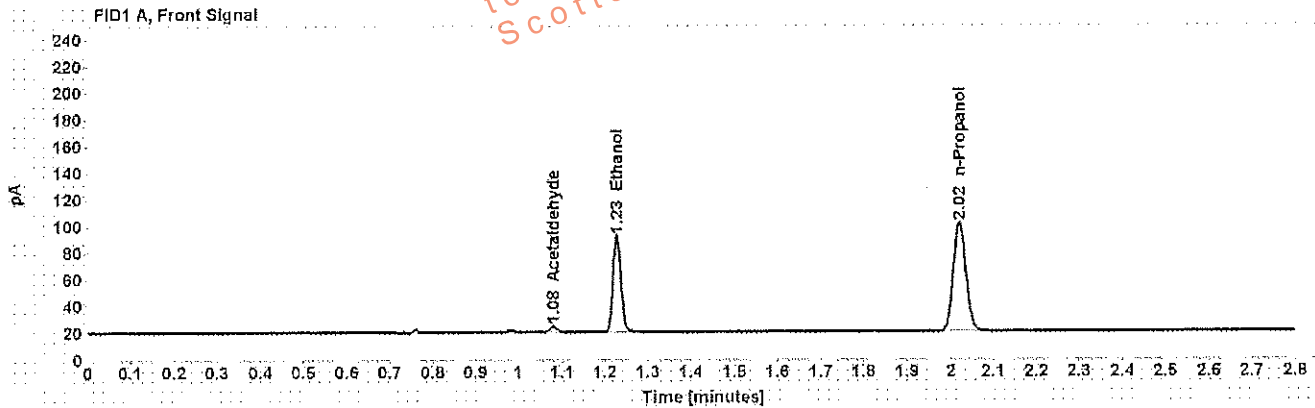


Table 1: FID 1 A (column DB-ALC1)

Compound	Amount (g/100mL)	Time (min)	Peak Area
Acetaldehyde	-----	1.081	4.835
>Ethanol	0.1555	1.228	92.870
n-Propanol	-----	2.021	167.173

Table 2: FID 2 B (column DB-ALC2)

Compound	Time (min)	Peak Area
Acetaldehyde	0.972	4.893
Ethanol	1.328	89.519
n-Propanol	2.344	158.814

## Scottsdale Police Department Crime Lab Volatiles Analysis

<b>Sample:</b> ██████████	<b>Item number:</b> 318-01A
<b>Injection date:</b> 7/11/2017 11:53:42 AM	<b>Vial:</b> 29
<b>Method:</b> ethanol quant.M	<b>Sequence:</b> 11Jul17
<b>Instrument:</b> US14173023 CN14160045	<b>Analyst:</b> Adrian
<b>Data file:</b> C:\Chem3211\Data\11Jul17\29.D	

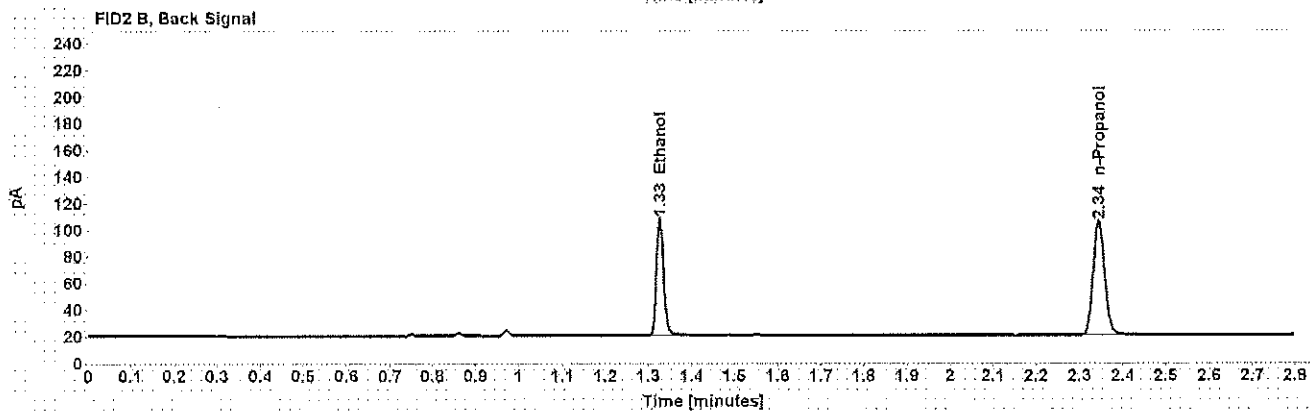
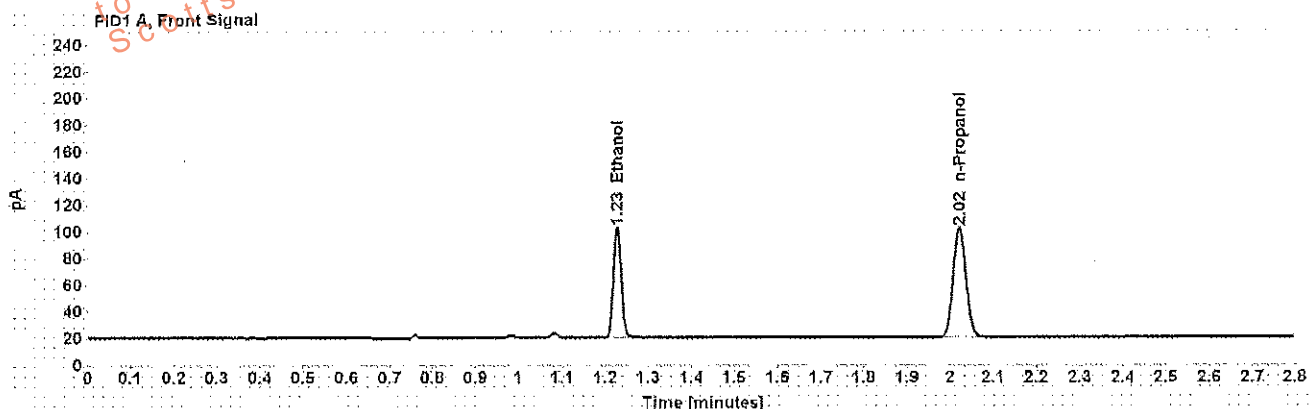


Table 1: FID 1 A (column DB-ALC1)

Compound	Amount (g/100mL)	Time (min)	Peak Area
>Ethanol	0.1769	1.228	106.237
n-Propanol	-----	2.021	167.916

Table 2: FID 2 B (column DB-ALC2)

Compound	Time (min)	Peak Area
Ethanol	1.326	103.333
n-Propanol	2.344	159.972

## Scottsdale Police Department Crime Lab Volatiles Analysis

Sample:	[REDACTED]	Item number:	318-01A
Injection date:	7/11/2017 11:57:42 AM	Vial:	30
Method:	ethanol quant.M	Sequence:	11Jul17
Instrument:	US14173023 CN14160045	Analyst:	Adrian
Data file:	C:\Chem32\11Data\11Jul17\30.D		

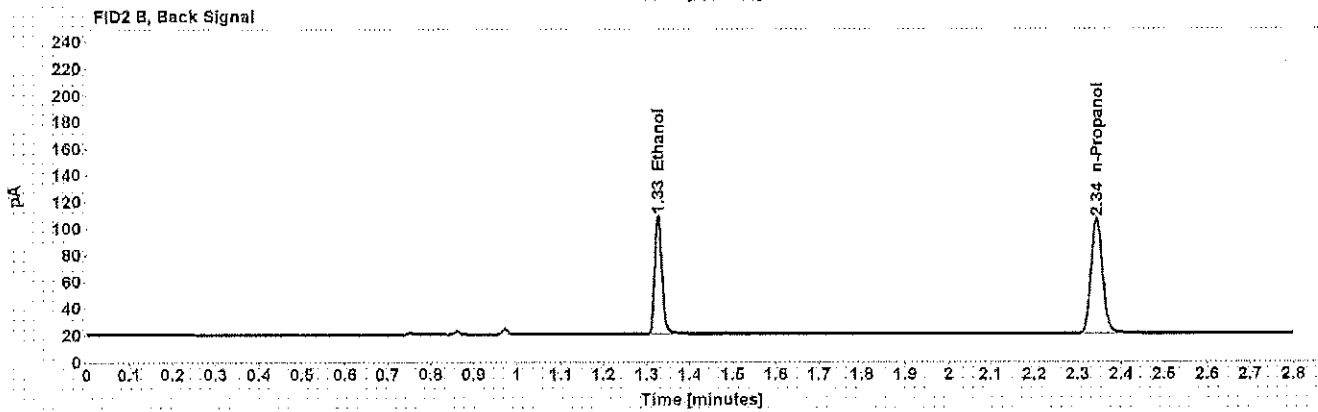
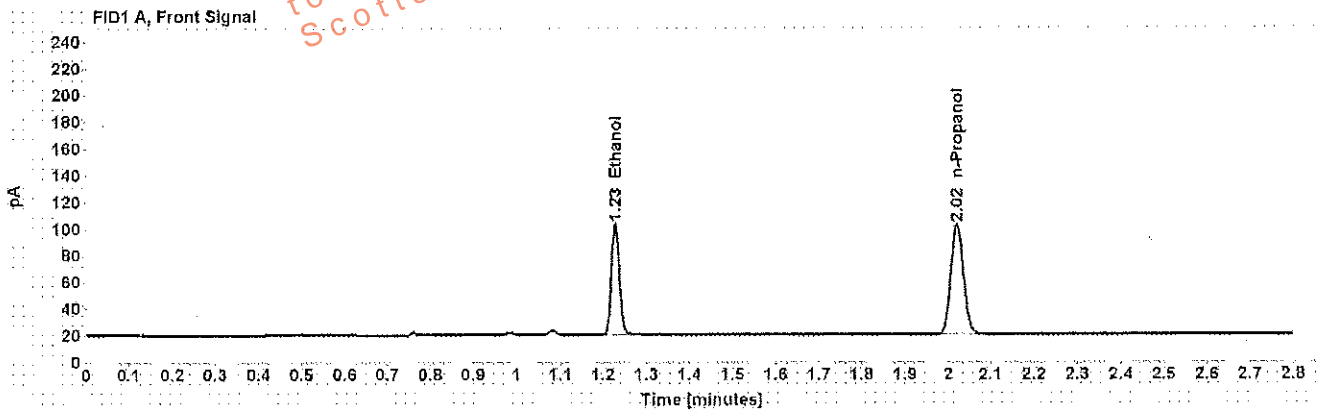


Table 1: FID 1 A (column DB-ALC1)

Compound	Amount (g/100mL)	Time (min)	Peak Area
>Ethanol	0.1781	1.228	107.646
n-Propanol	-----	2.021	169.047

Table 2: FID 2 B (column DB-ALC2)

Compound	Time (min)	Peak Area
Ethanol	1.326	103.813
n-Propanol	2.344	160.586

## Scottsdale Police Department Crime Lab Volatiles Analysis

Sample: <span style="background-color: black; color: black;">XXXXXXXXXX</span>	Item number: 200-01A
Injection date: 7/11/2017 12:05:57 PM	Vial: 32
Method: ethanol quant.M	Sequence: 11Jul17
Instrument: US14173023 CN14160045	Analyst: Adrian
Data file: C:\Chem32\1\Data\11Jul17\32.D	

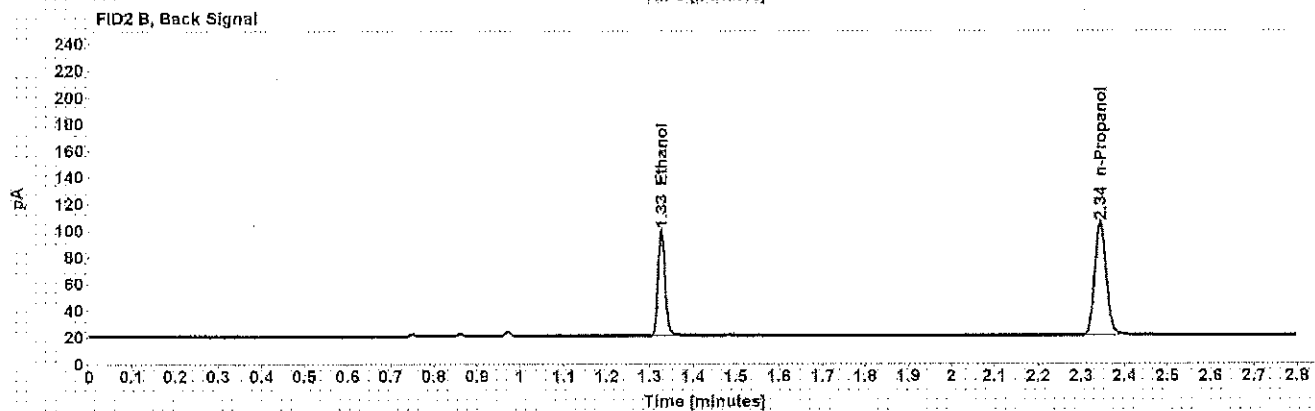
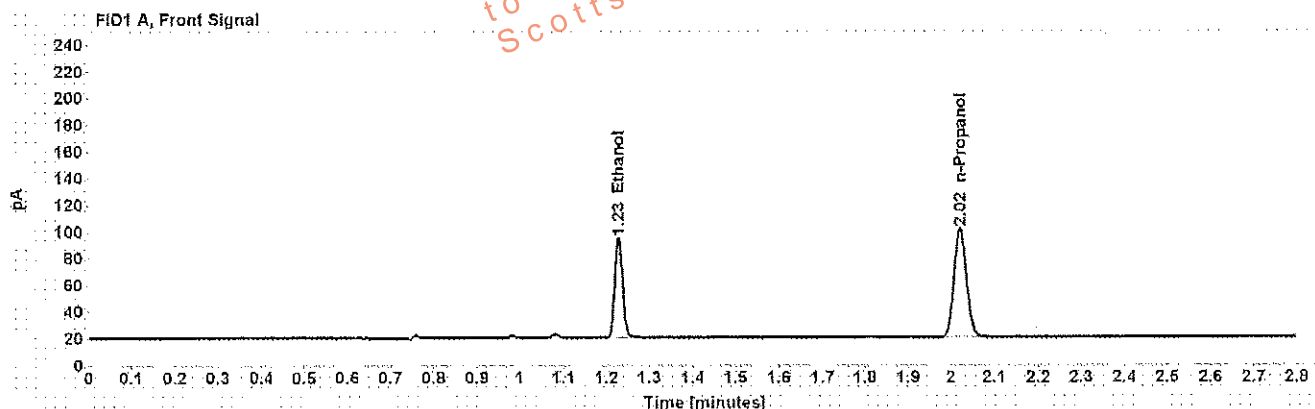


Table 1: FID 1 A (column DB-ALC1)

Compound	Amount (g/100mL)	Time (min)	Peak Area
>Ethanol	0.1614	1.228	96.324
n-Propanol	-----	2.021	187.023

Table 2: FID 2 B (column DB-ALC2)

Compound	Time (min)	Peak Area
Ethanol	1.326	92.995
n-Propanol	2.344	158.871

## Scottsdale Police Department Crime Lab Volatiles Analysis

<b>Sample:</b> [REDACTED]	<b>Item number:</b> 200-01A
<b>Injection date:</b> 7/11/2017 12:09:57 PM	<b>Vial:</b> 33
<b>Method:</b> ethanol quant.M	<b>Sequence:</b> 11Jul17
<b>Instrument:</b> US14173023 CN14160045	<b>Analyst:</b> Adrian
<b>Data file:</b> C:\Chem32\11Data\11Jul17\33.D	

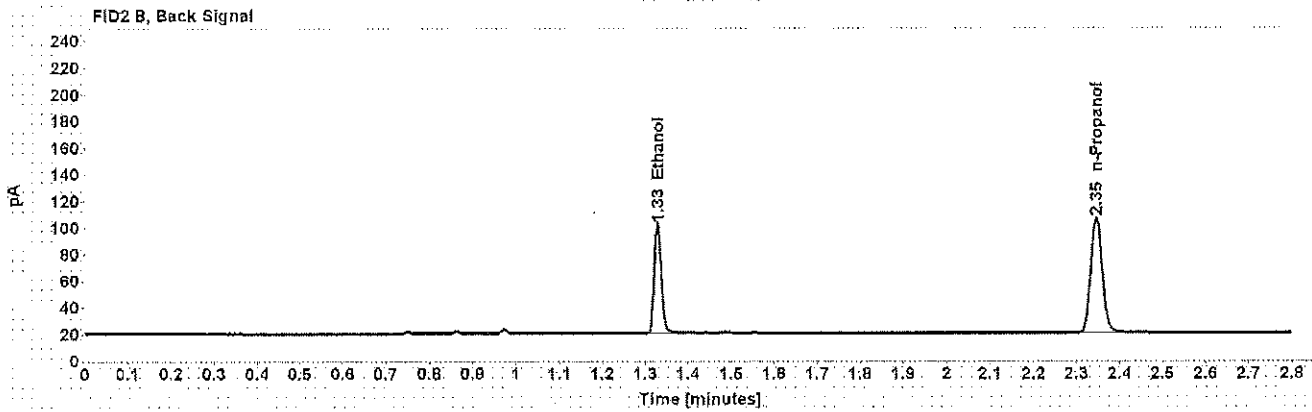
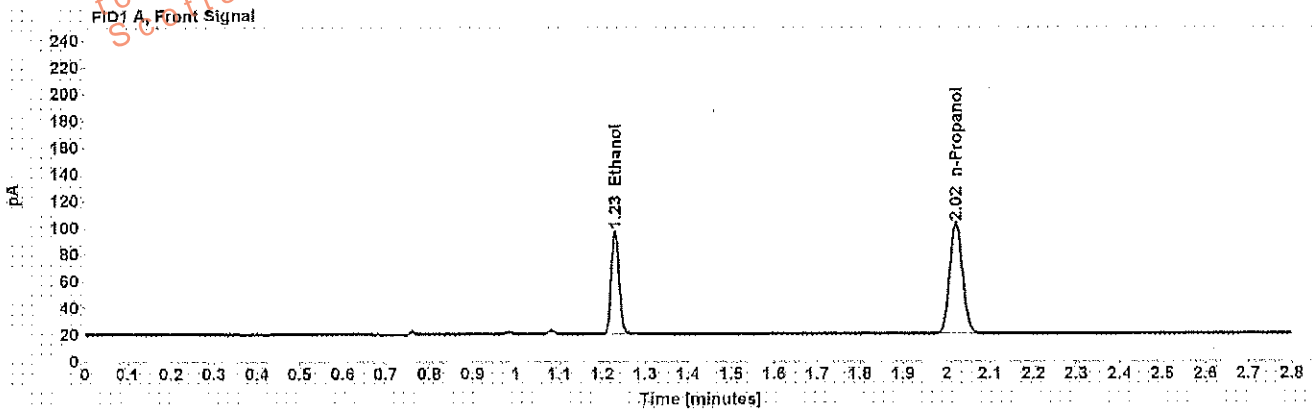


Table 1: FID 1 A (column DB-ALC1)

Compound	Amount (g/100mL)	Time (min)	Peak Area
>Ethanol	0.1639	1.229	99.321
n-Propanol	-----	2.022	169.602

Table 2: FID 2 B (column DB-ALC2)

Compound	Time (min)	Peak Area
Ethanol	1.329	95.657
n-Propanol	2.346	161.490

Scottsdale Police Department Crime Lab Volatiles Analysis

Sample:	[REDACTED]	Item number:	338-01A
Injection date:	7/11/2017 12:13:57 PM	Vial:	34
Method:	ethanol quant.M	Sequence:	11Jul17
Instrument:	US14173023 CN14160045	Analyst:	Adrian
Data file:	C:\Chem32\1\Data\11Jul17\34.D		

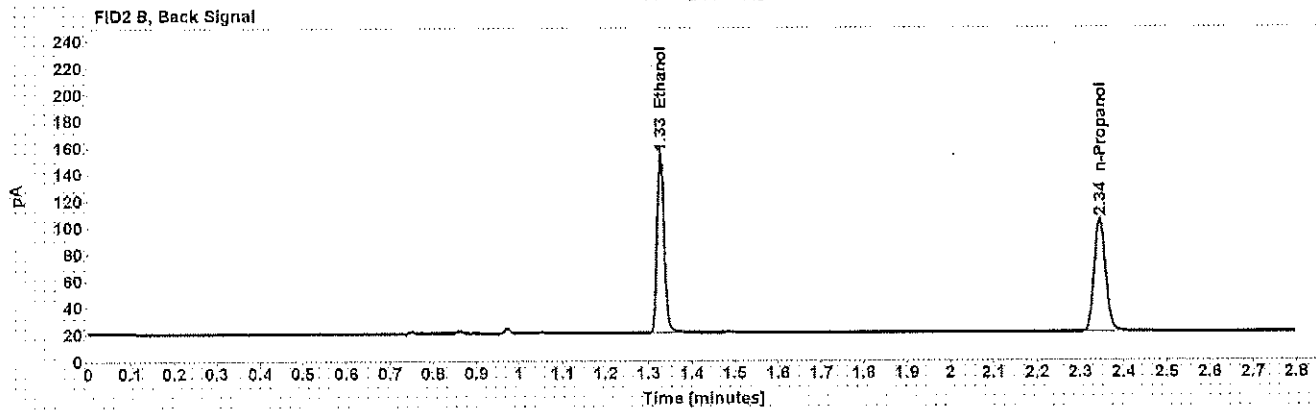
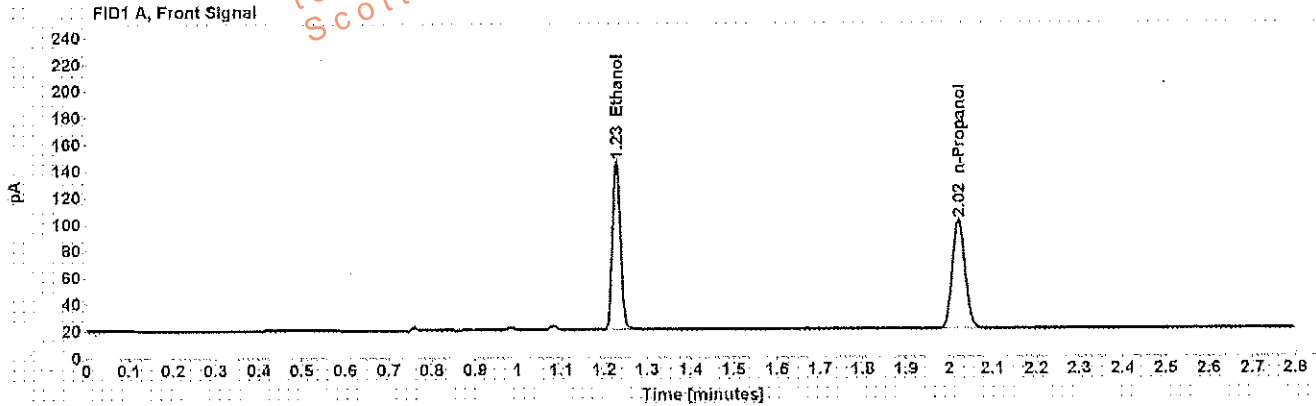


Table 1: FID 1 A (column DB-ALC1)

Compound	Amount (g/100mL)	Time (min)	Peak Area
>Ethanol	0.2712	1.228	161.780
n-Propanol	-----	2.022	166.450

Table 2: FID 2 B (column DB-ALC2)

Compound	Time (min)	Peak Area
Ethanol	1.327	156.474
n-Propanol	2.345	158.092

## Scottsdale Police Department Crime Lab Volatiles Analysis

Sample: <span style="background-color: black; color: black;">XXXXXXXXXX</span>	Item number: 338-01A
Injection date: 7/11/2017 12:17:56 PM	Vial: 35
Method: ethanol quant.M	Sequence: 11Jul17
Instrument: US14173023 CN14160045	Analyst: Adrian
Data file: C:\Chem32\1\Data\11Jul17\35.D	

Dissemination is restricted to Criminal Justice Agencies and authorized personnel only. Any dissemination to unauthorized agencies is PROHIBITED. Scottsdale City Prosecutor

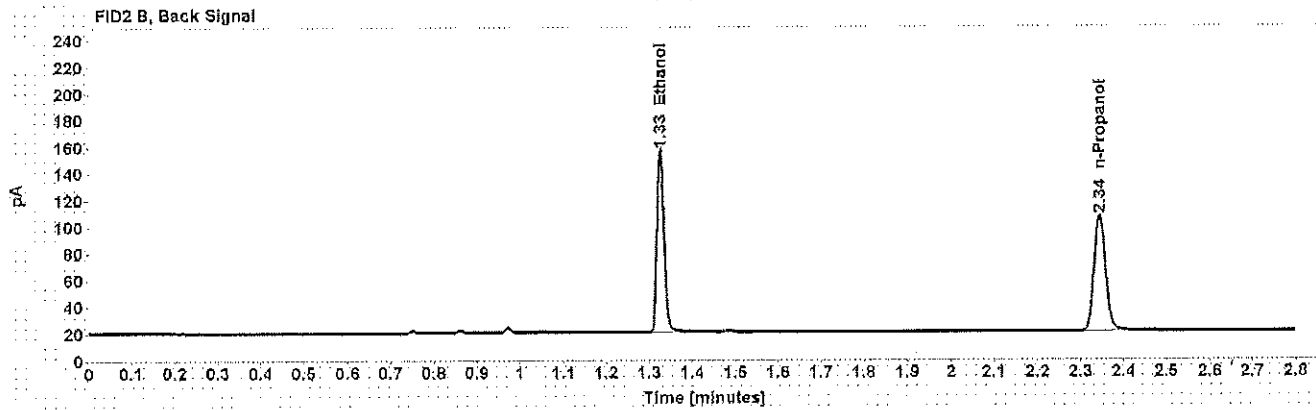
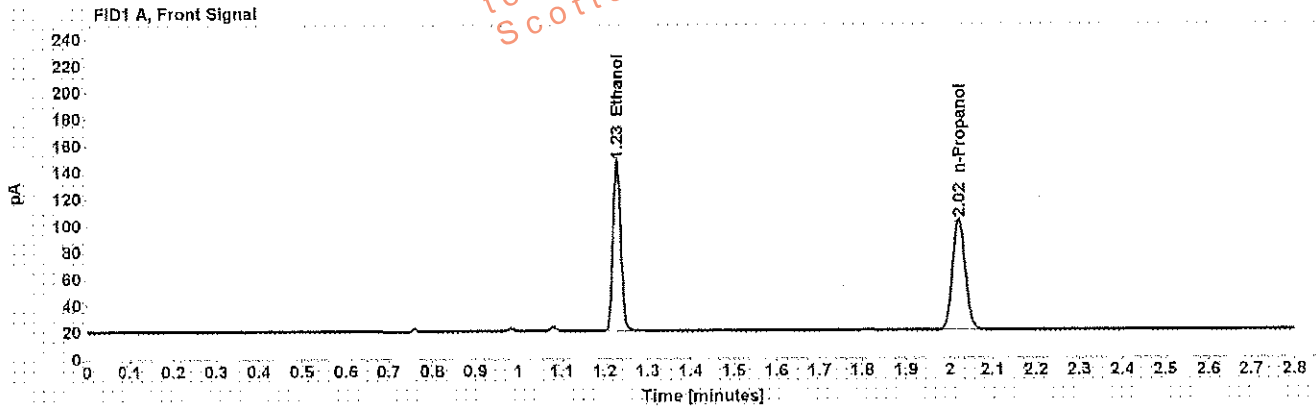


Table 1: FID 1 A (column DB-ALC1)

Compound	Amount (g/100mL)	Time (min)	Peak Area
>Ethanol	0.2701	1.228	163.942
n-Propanol	-----	2.021	189.392

Table 2: FID 2 B (column DB-ALC2)

Compound	Time (min)	Peak Area
Ethanol	1.326	158.599
n-Propanol	2.344	160.494



## Scottsdale Police Department Crime Lab Volatiles Analysis

Sample: ██████████	Item number: 318-01A
Injection date: 7/11/2017 12:21:57 PM	Vial: 36
Method: ethanol quant.M	Sequence: 11Jul17
Instrument: US14173023 CN14160045	Analyst: Adrian
Data file: C:\Chem32\11Data\11Jul17\36.D	

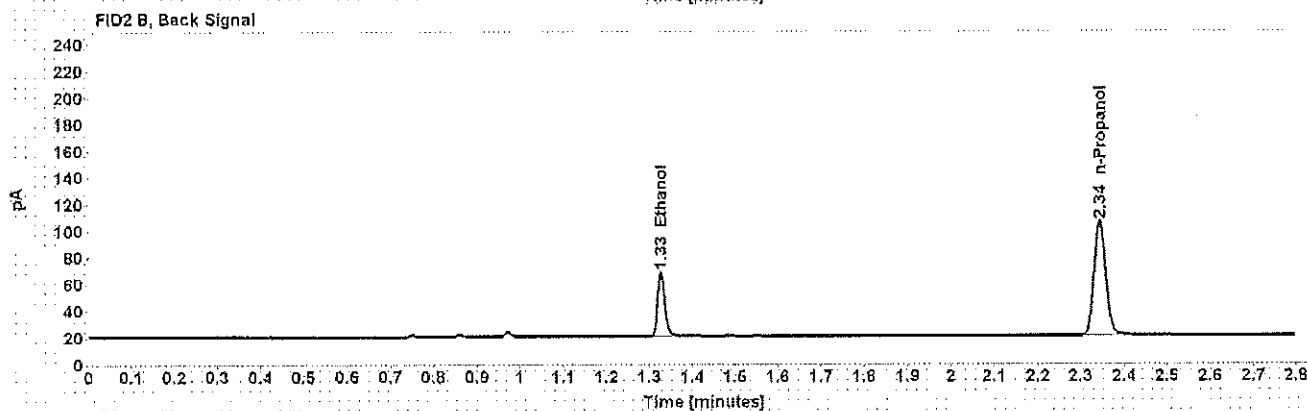
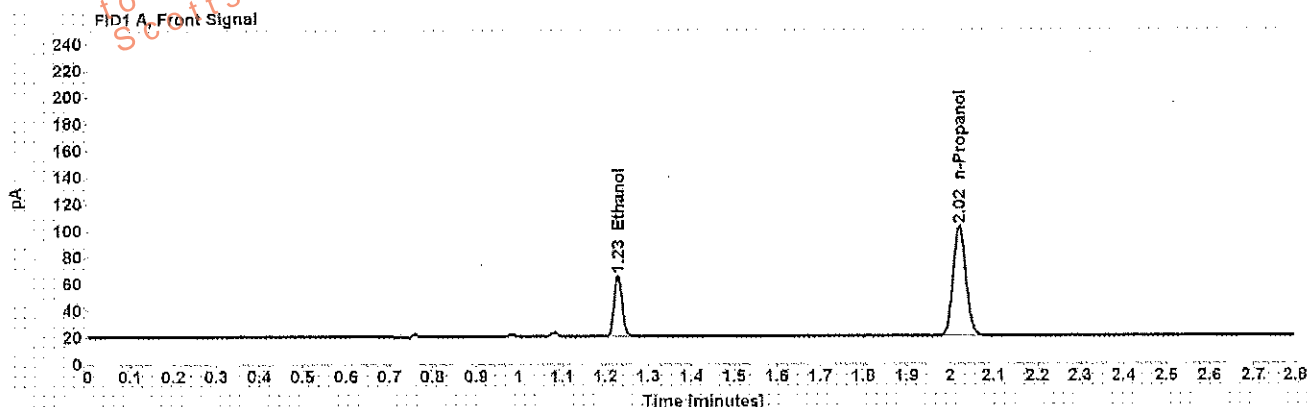


Table 1: FID 1 A (column DB-ALC1)

Compound	Amount (g/100mL)	Time (min)	Peak Area
>Ethanol	0.0985	1.229	59.012
n-Propanol	-----	2.021	168.405

Table 2: FID 2 B (column DB-ALC2)

Compound	Time (min)	Peak Area
Ethanol	1.327	56.475
n-Propanol	2.344	159.673

## Scottsdale Police Department Crime Lab Volatiles Analysis

Sample:	[REDACTED]	Item number:	318-01A
Injection date:	7/11/2017 12:26:12 PM	Vial:	37
Method:	ethanol quant.M	Sequence:	11Jul17
Instrument:	US14173023 CN14160045	Analyst:	Adrian
Data file:	C:\Chem32\11Data\11Jul17\37.D		

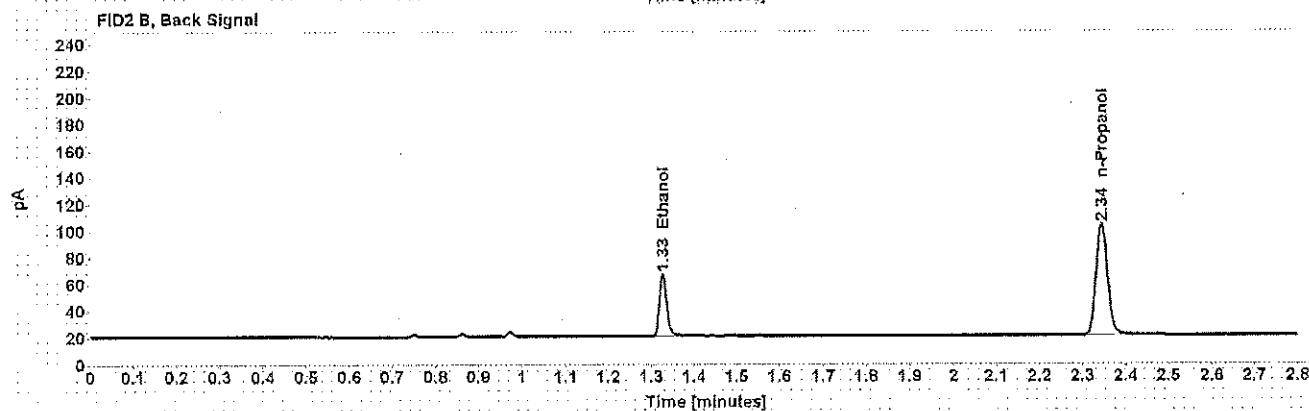
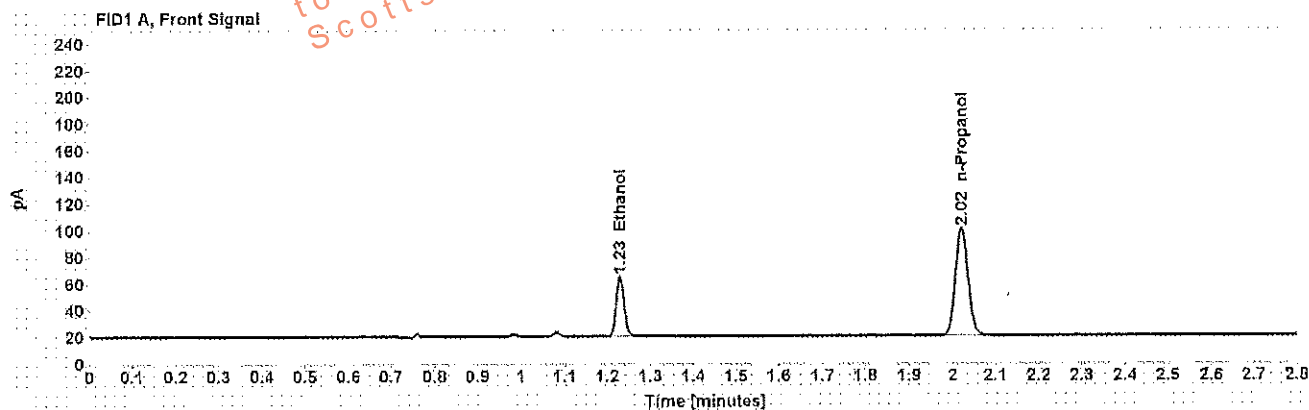


Table 1: FID 1 A (column DB-ALC1)

Compound	Amount (g/100mL)	Time (min)	Peak Area
>Ethanol	0.0983	1.228	57.594
n-Propanol	-----	2.021	164.672

Table 2: FID 2 B (column DB-ALC2)

Compound	Time (min)	Peak Area
Ethanol	1.327	55.105
n-Propanol	2.344	156.387

## Scottsdale Police Department Crime Lab Volatiles Analysis

<b>Sample:</b>	[REDACTED]	<b>Item number:</b>	200-01A
<b>Injection date:</b>	7/11/2017 12:30:12 PM	<b>Vial:</b>	38
<b>Method:</b>	ethanol quant.M	<b>Sequence:</b>	11Jul17
<b>Instrument:</b>	US14173023 CN14160045	<b>Analyst:</b>	Adrian
<b>Data file:</b>	C:\Chem32\1\Data\11Jul17\38.D		

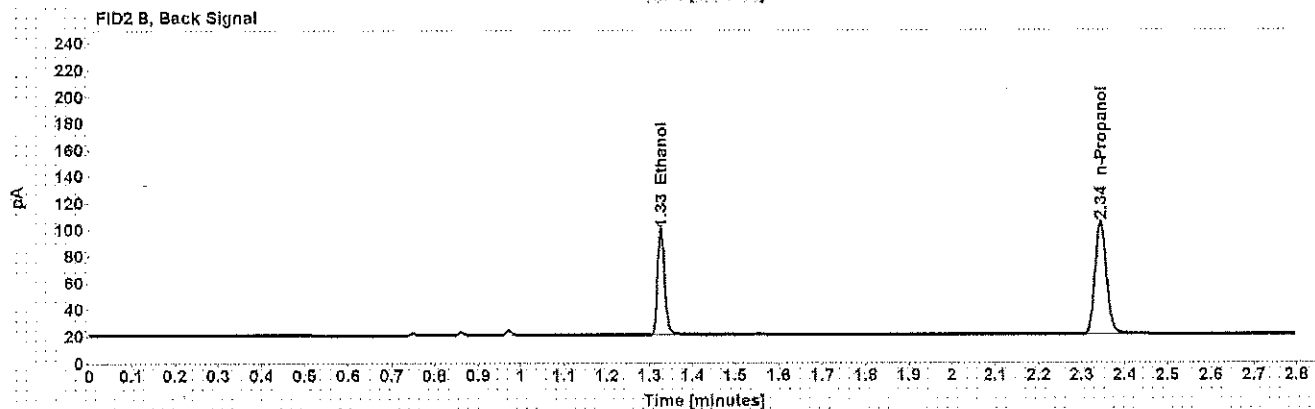
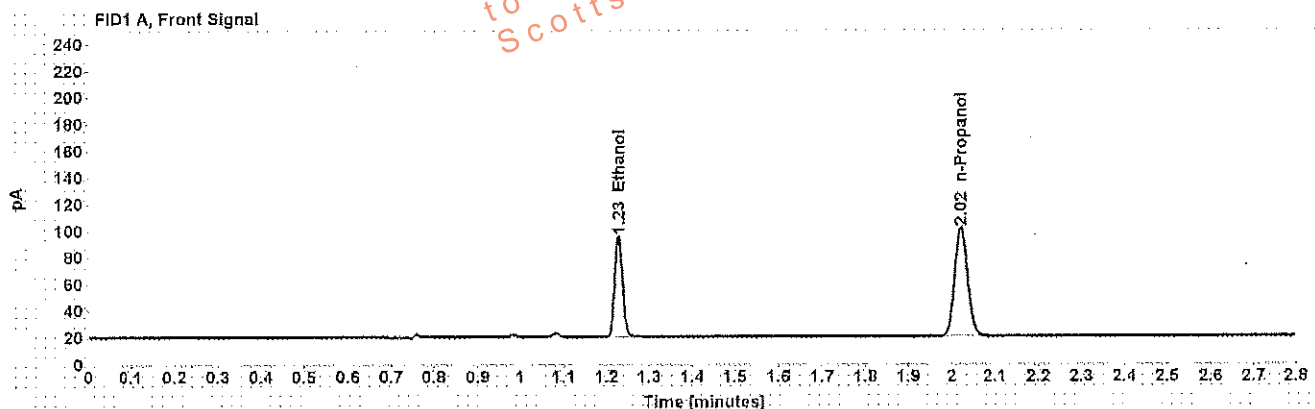


Table 1: FID 1 A (column DB-ALC1)

Compound	Amount (g/100mL)	Time (min)	Peak Area
>Ethanol	0.1625	1.228	96.692
n-Propanol	-----	2.021	166.528

Table 2: FID 2 B (column DB-ALC2)

Compound	Time (min)	Peak Area
Ethanol	1.326	93.220
n-Propanol	2.344	158.228

### Scottsdale Police Department Crime Lab Volatiles Analysis

Sample: <span style="background-color: black; color: black;">XXXXXXXXXX</span>	Item number: 200-01A
Injection date: 7/11/2017 12:34:12 PM	Vial: 39
Method: ethanol quant.M	Sequence: 11Jul17
Instrument: US14173023 CN14160045	Analyst: Adrian
Data file: C:\Chem32\11\Data\11Jul17\39.D	

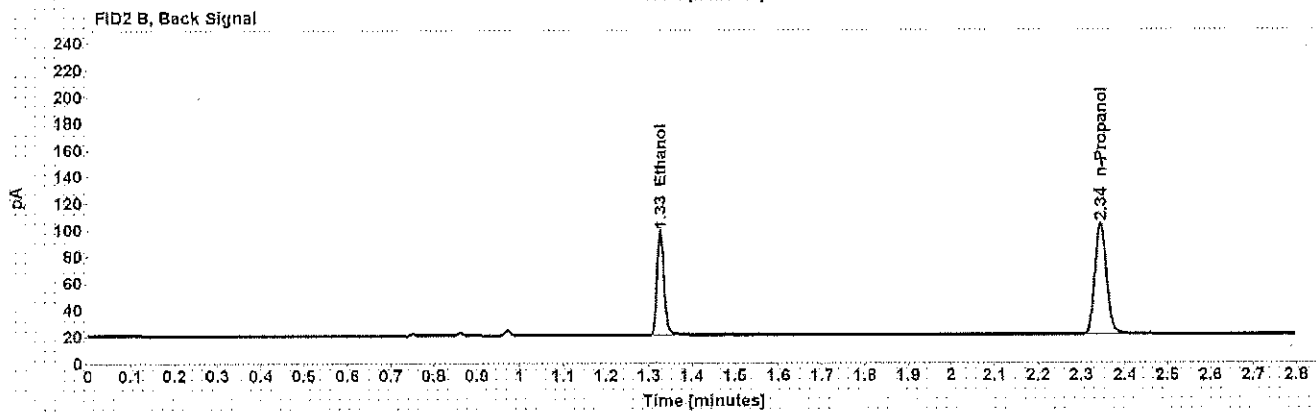
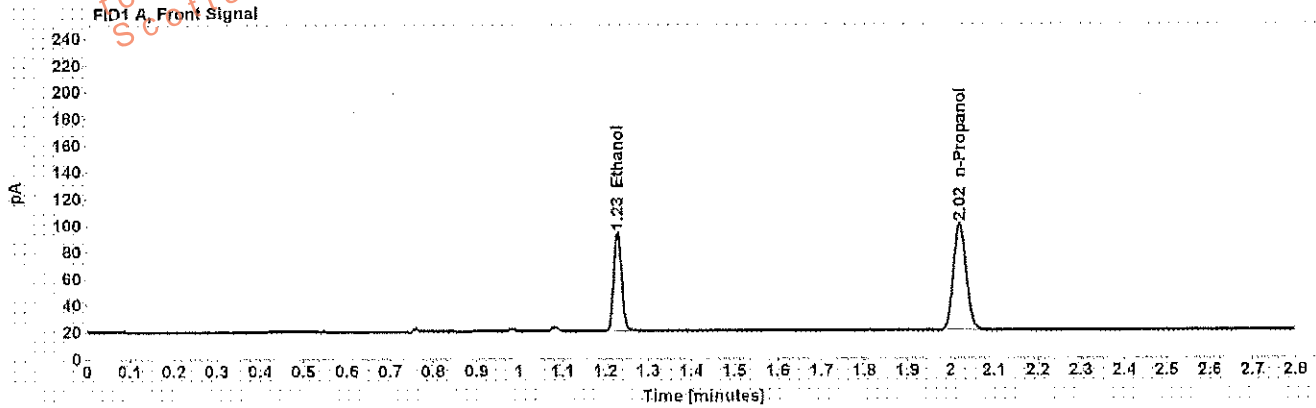


Table 1: FID 1 A (column DB-ALC1)

Compound	Amount (g/100mL)	Time (min)	Peak Area
>Ethanol	0.1618	1.228	95.067
n-Propanol	-----	2.021	164.397

Table 2: FID 2 B (column DB-ALC2)

Compound	Time (min)	Peak Area
Ethanol	1.326	91.598
n-Propanol	2.344	156.109

## Scottsdale Police Department Crime Lab Volatiles Analysis

Sample: <span style="background-color: black; color: black;">XXXXXXXXXX</span>	Item number: 1119143
Injection date: 7/11/2017 12:38:12 PM	Vial: 40
Method: ethanol quant.M	Sequence: 11Jul17
Instrument: US14173023 CN14160045	Analyst: Adrian
Data file: C:\Chem32\1\Data\11Jul17\40.D	

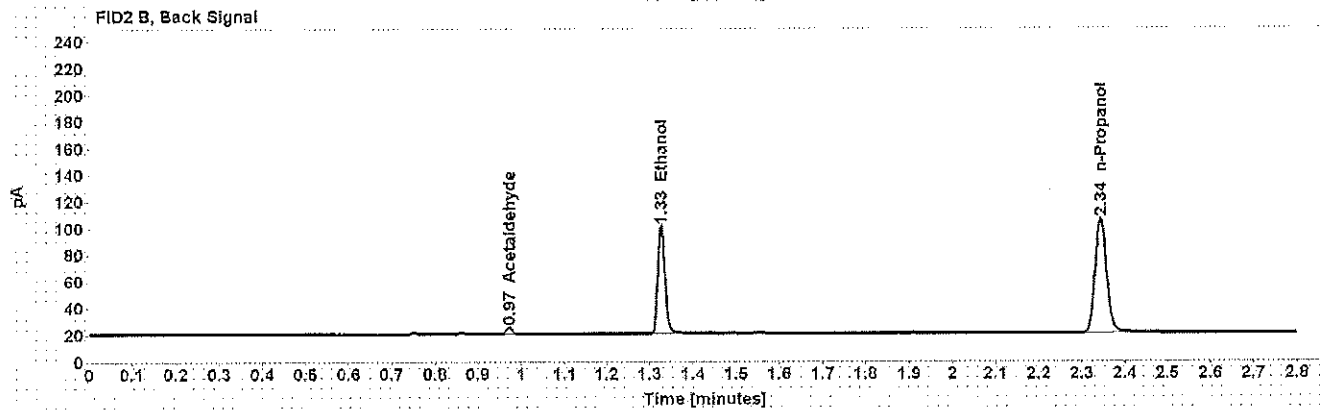
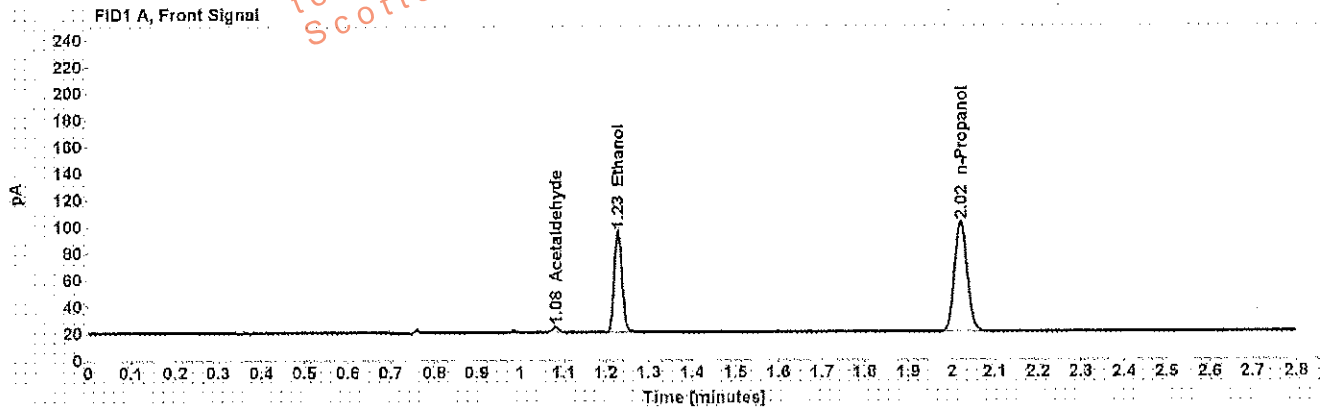


Table 1: FID 1 A (column DB-ALC1)

Compound	Amount (g/100mL)	Time (min)	Peak Area
Acetaldehyde	-----	1.081	4.453
>Ethanol	0.1621	1.228	97.577
n-Propanol	-----	2.021	168.394

Table 2: FID 2 B (column DB-ALC2)

Compound	Time (min)	Peak Area
Acetaldehyde	0.972	4.505
Ethanol	1.326	94.161
n-Propanol	2.344	159.888

## Scottsdale Police Department Crime Lab Volatiles Analysis

Sample:	[REDACTED]	Item number:	1119143
Injection date:	7/11/2017 12:42:12 PM	Vial:	41
Method:	ethanol quant.M	Sequence:	11Jul17
Instrument:	US14173023 CN14160045	Analyst:	Adrian
Data file:	C:\Chem32\1\Data\11Jul17\41-D		

Dissemination is restricted to Criminal Justice Agencies and authorized personnel only. Further dissemination to unauthorized agencies is PROHIBITED. Scottsdale City Prosecutor's Office

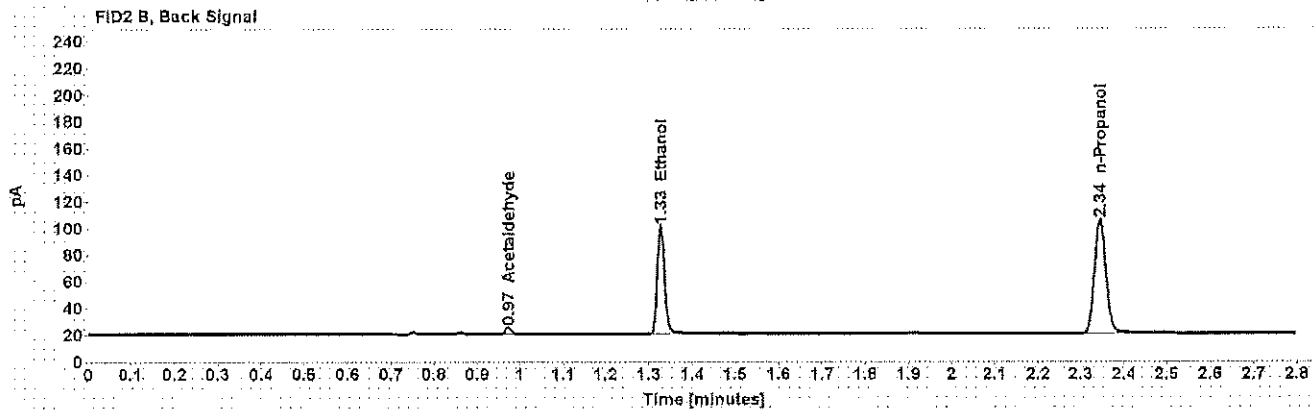
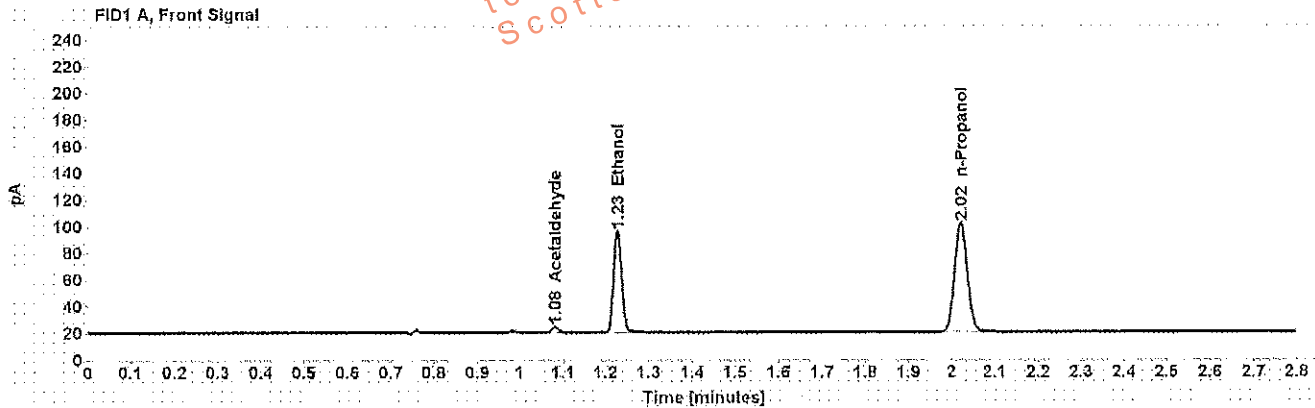


Table 1: FID 1 A (column DB-ALC1)

Compound	Amount (g/100mL)	Time (min)	Peak Area
Acetaldehyde	-----	1.081	4.385
>Ethanol	0.1835	1.228	97.927
n-Propanol	-----	2.021	167.610

Table 2: FID 2 B (column DB-ALC2)

Compound	Time (min)	Peak Area
Acetaldehyde	0.972	4.430
Ethanol	1.327	94.010
n-Propanol	2.344	159.398

## Scottsdale Police Department Crime Lab Volatiles Analysis

Sample: <span style="background-color: black; color: black;">XXXXXXXXXX</span>	Item number: 1154429
Injection date: 7/11/2017 12:50:27 PM	Vial: 43
Method: ethanol quant.M	Sequence: 11Jul17
Instrument: US14173023 CN14160045	Analyst: Adrian
Data file: C:\Chem3211\Data\11Jul17\43.D	

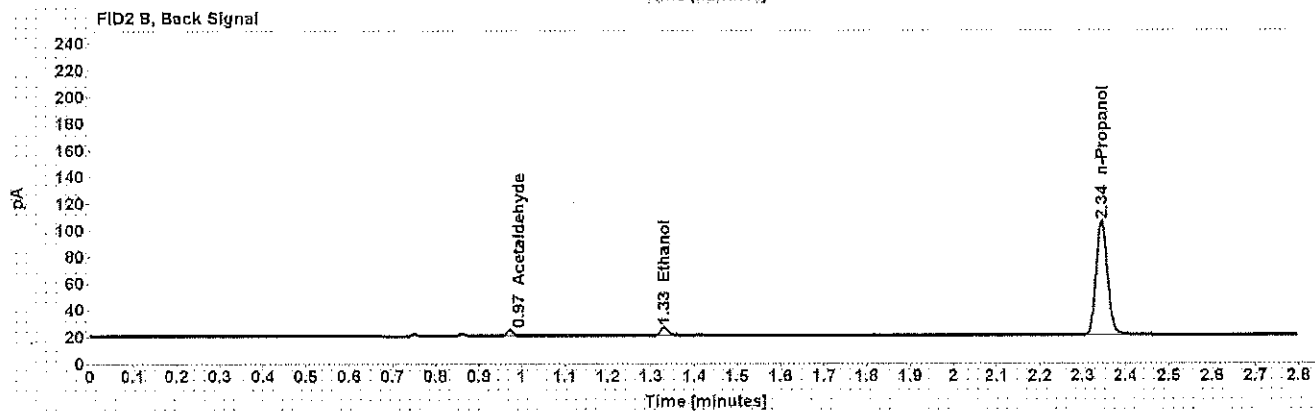
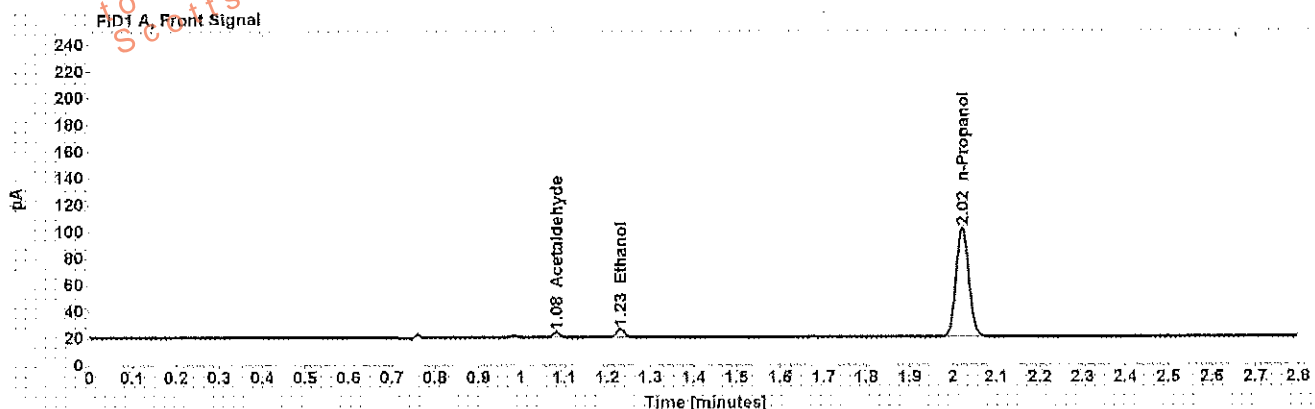


Table 1: FID 1 A (column DB-ALC1)

Compound	Amount (g/100mL)	Time (min)	Peak Area
Acetaldehyde	-----	1.082	4.190
>Ethanol	0.0142	1.230	7.924
n-Propanol	-----	2.021	168.182

Table 2: FID 2 B (column DB-ALC2)

Compound	Time (min)	Peak Area
Acetaldehyde	0.972	4.237
Ethanol	1.330	7.794
n-Propanol	2.344	159.845

## Scottsdale Police Department Crime Lab Volatiles Analysis

<b>Sample:</b> [REDACTED]	<b>Item number:</b> 1154429
<b>Injection date:</b> 7/11/2017 12:54:27 PM	<b>Vial:</b> 44
<b>Method:</b> ethanol quant.M	<b>Sequence:</b> 11Jul17
<b>Instrument:</b> US14173023 CN14160045	<b>Analyst:</b> Adrian
<b>Data file:</b> C:\Chem32\1\Data\11Jul17\44.D	

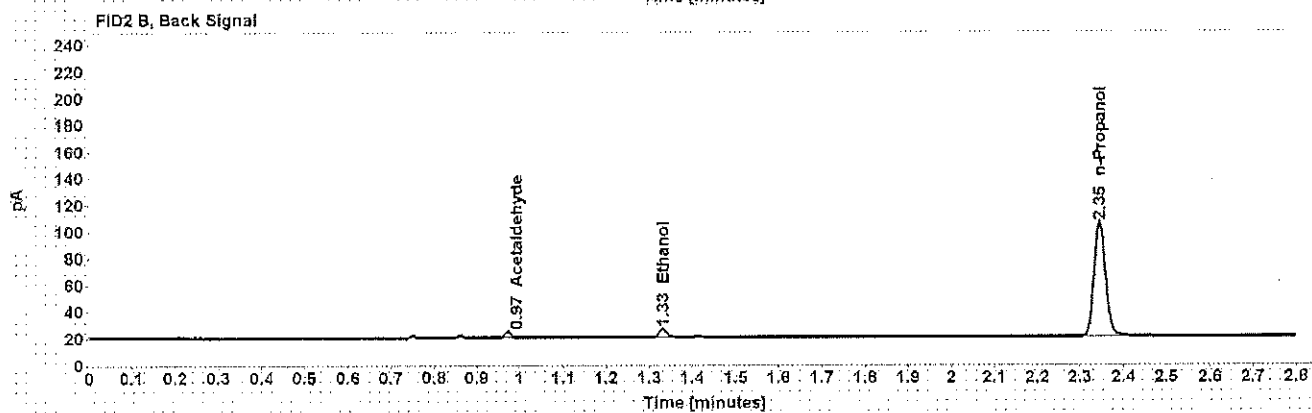
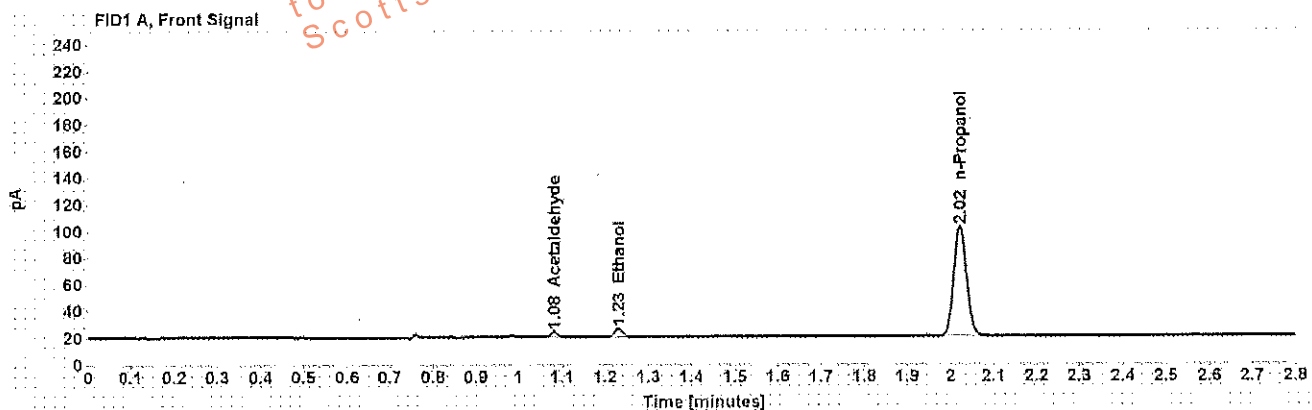


Table 1: FID 1 A (column DB-ALC1)

Compound	Amount (g/100mL)	Time (min)	Peak Area
Acetaldehyde	-----	1.082	4.152
>Ethanol	0.0143	1.231	7.966
n-Propanol	-----	2.022	167.548

Table 2: FID 2 B (column DB-ALC2)

Compound	Time (min)	Peak Area
Acetaldehyde	0.972	4.154
Ethanol	1.331	7.690
n-Propanol	2.345	159.408



### Scottsdale Police Department Crime Lab Volatiles Analysis

Sample:	[REDACTED]	Item number:	1053558
Injection date:	7/11/2017 12:58:27 PM	Vial:	45
Method:	ethanol quant.M	Sequence:	11Jul17
Instrument:	US14173023 CN14160045	Analyst:	Adrian
Data file:	C:\Chem32\1\Data\11Jul17\45.D		

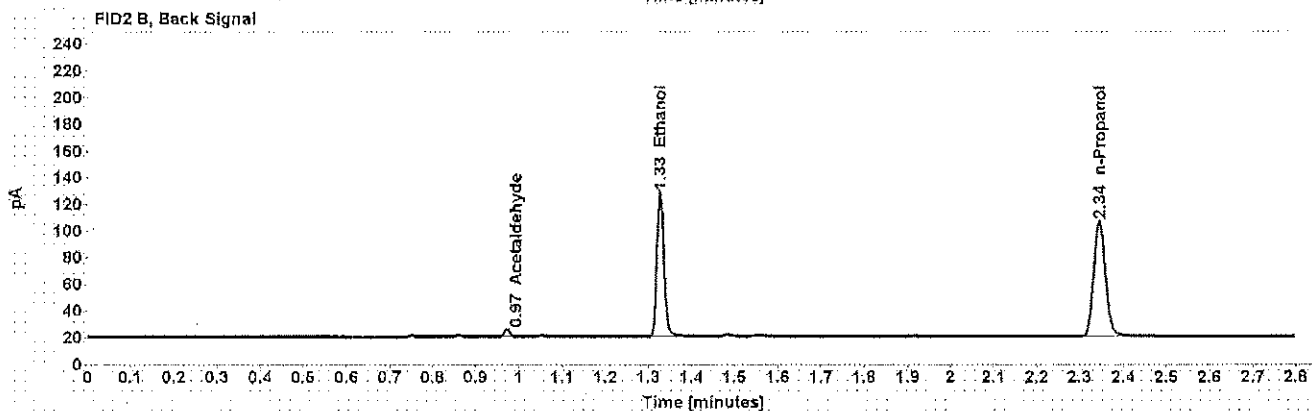
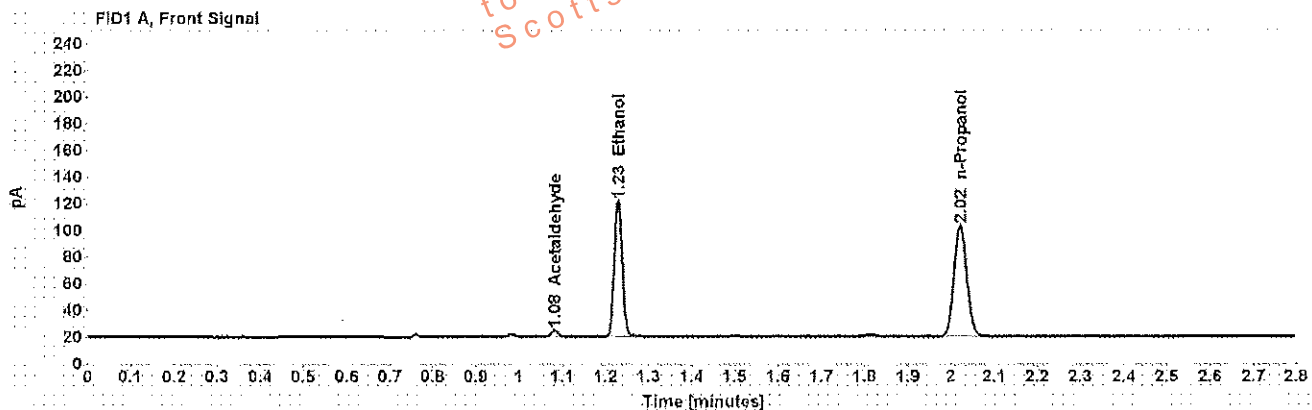


Table 1: FID 1 A (column DB-ALC1)

Compound	Amount (g/100mL)	Time (min)	Peak Area
Acetaldehyde	-----	1.082	5.105
>Ethanol	0.2162	1.229	131.231
n-Propanol	-----	2.022	169.585

Table 2: FID 2 B (column DB-ALC2)

Compound	Time (min)	Peak Area
Acetaldehyde	0.972	5.126
Ethanol	1.327	127.538
n-Propanol	2.345	161.394

## Scottsdale Police Department Crime Lab Volatiles Analysis

<b>Sample:</b> [REDACTED]	<b>Item number:</b> 1053558
<b>Injection date:</b> 7/11/2017 1:02:27 PM	<b>Vial:</b> 46
<b>Method:</b> ethanol quant.M	<b>Sequence:</b> 11Jul17
<b>Instrument:</b> US14173023 CN14160045	<b>Analyst:</b> Adrian
<b>Data file:</b> C:\Chem32\1\Data\11Jul17\46.D	

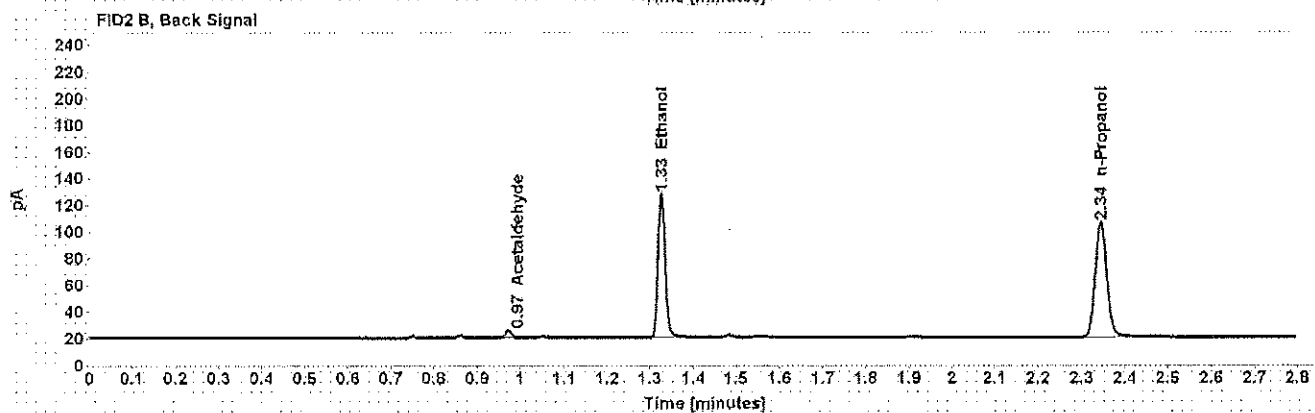
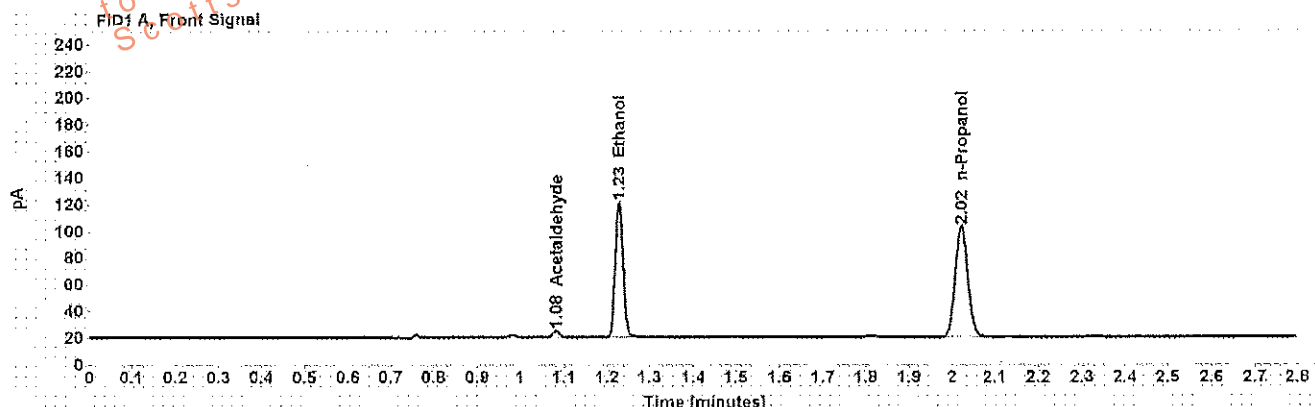


Table 1: FID 1 A (column DB-ALC1)

Compound	Amount (g/100mL)	Time (min)	Peak Area
Acetaldehyde	-----	1.081	5.176
>Ethanol	0.2147	1.228	130.363
n-Propanol	-----	2.021	169.625

Table 2: FID 2 B (column DB-ALC2)

Compound	Time (min)	Peak Area
Acetaldehyde	0.972	5.225
Ethanol	1.326	125.877
n-Propanol	2.344	161.253

## Scottsdale Police Department Crime Lab Volatiles Analysis

<b>Sample:</b> [REDACTED]		<b>Item number:</b>	1162185
<b>Injection date:</b>	7/11/2017 1:06:27 PM	<b>Vial:</b>	47
<b>Method:</b>	ethanol quant.M	<b>Sequence:</b>	11Jul17
<b>Instrument:</b>	US14173023 CN14160045	<b>Analyst:</b>	Adrian
<b>Data file:</b>	C:\Chem32\1\Data\11Jul17\47.D		

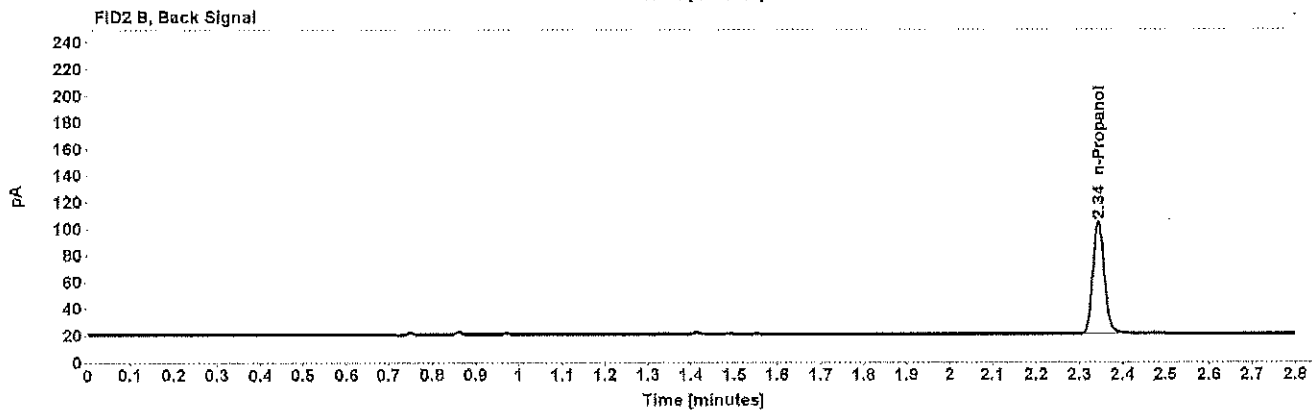
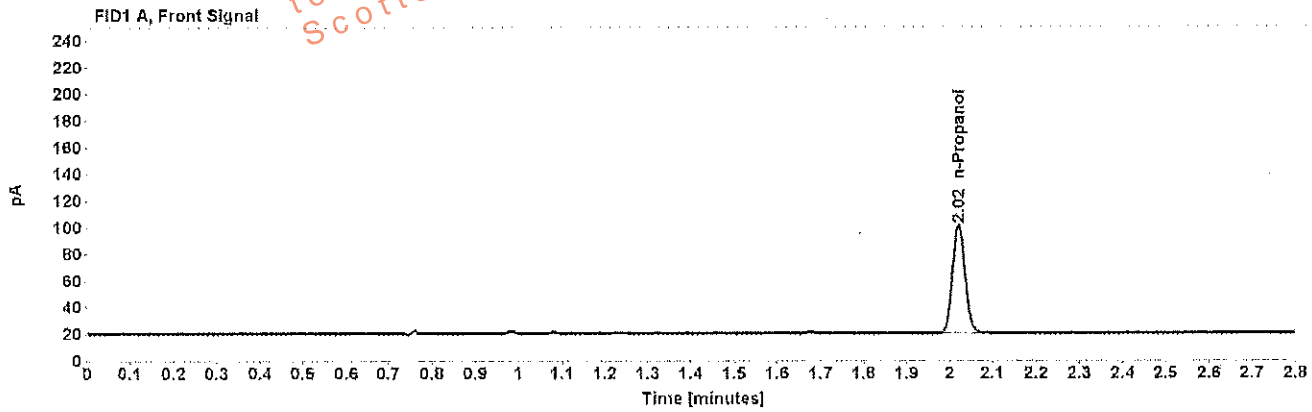


Table 1: FID 1 A (column DB-ALC1)

Compound	Amount (g/100mL)	Time (min)	Peak Area
n-Propanol	-----	2.021	166.049

Table 2: FID 2 B (column DB-ALC2)

Compound	Time (min)	Peak Area
n-Propanol	2.344	157.565

## Scottsdale Police Department Crime Lab Volatiles Analysis

<b>Sample:</b> ██████████	<b>Item number:</b> 1162185
<b>Injection date:</b> 7/11/2017 1:10:27 PM	<b>Vial:</b> 48
<b>Method:</b> ethanol quant.M	<b>Sequence:</b> 11Jul17
<b>Instrument:</b> US14173023 CN14160045	<b>Analyst:</b> Adrian
<b>Data file:</b> C:\Chem32\1\Data\11Jul17\48.D	

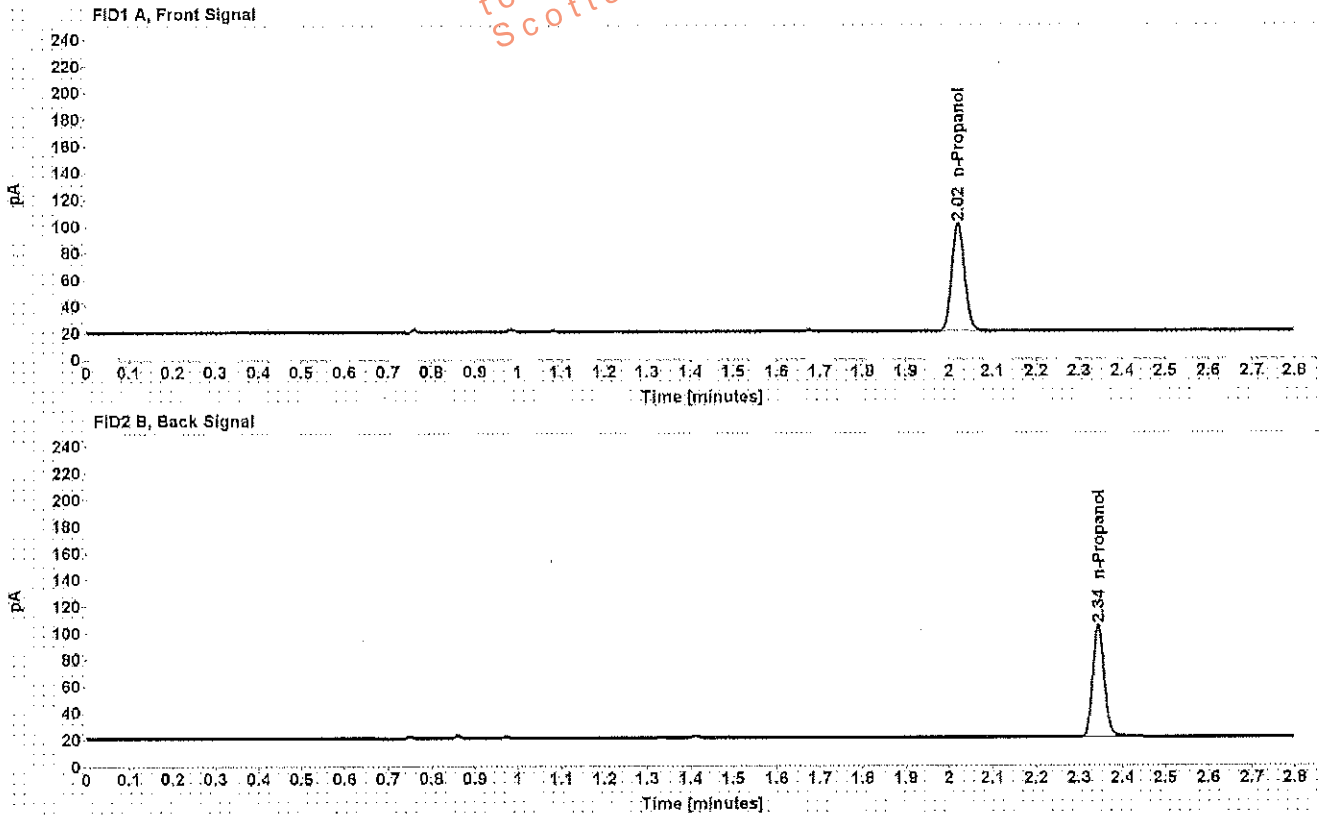


Table 1: FID 1 A (column DB-ALC1)

Compound	Amount (g/100mL)	Time (min)	Peak Area
n-Propanol	-----	2.021	165.275

Table 2: FID 2 B (column DB-ALC2)

Compound	Time (min)	Peak Area
n-Propanol	2.344	156.926

## Scottsdale Police Department Crime Lab Volatiles Analysis

<b>Sample:</b> [REDACTED]	<b>Item number:</b> 1138171
<b>Injection date:</b> 7/11/2017 1:14:42 PM	<b>Vial:</b> 49
<b>Method:</b> ethanol quant.M	<b>Sequence:</b> 11Jul17
<b>Instrument:</b> US14173023 CN14180045	<b>Analyst:</b> Adrian
<b>Data file:</b> C:\Chem3211\Data\11Jul17\49.D	

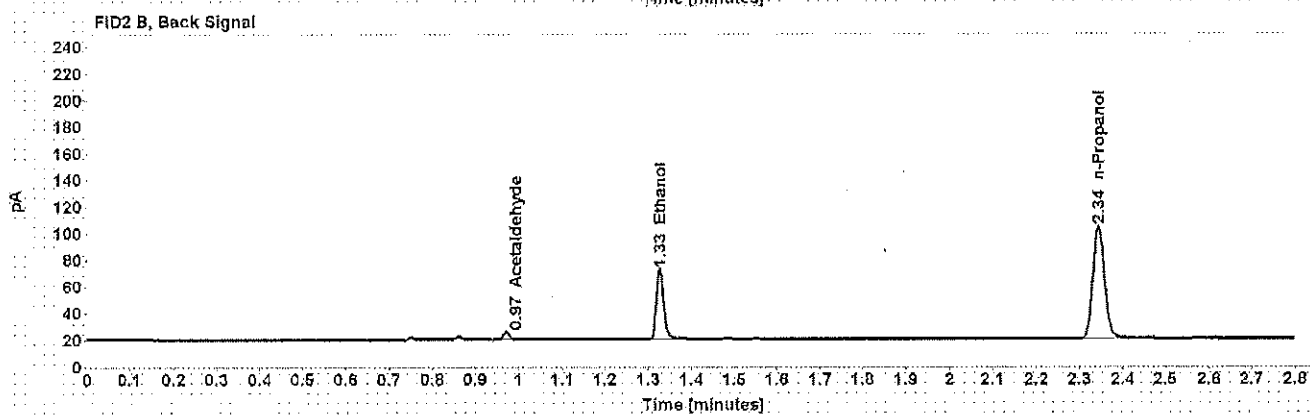
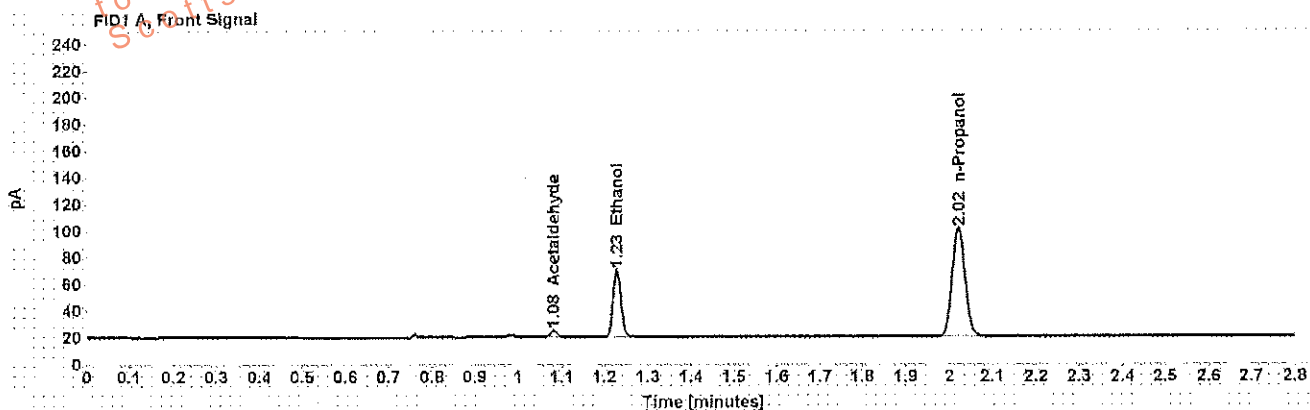


Table 1: FID 1 A (column DB-ALC1)

Compound	Amount (g/100mL)	Time (min)	Peak Area
Acetaldehyde	-----	1.081	5.291
>Ethanol	0.1088	1.228	64.391
n-Propanol	-----	2.021	166.157

Table 2: FID 2 B (column DB-ALC2)

Compound	Time (min)	Peak Area
Acetaldehyde	0.972	5.348
Ethanol	1.327	81.700
n-Propanol	2.344	158.019

## Scottsdale Police Department Crime Lab Volatiles Analysis

Sample:	[REDACTED]	Item number:	1138171
Injection date:	7/11/2017 1:18:41 PM	Vial:	50
Method:	ethanol quant.M	Sequence:	11Jul17
Instrument:	US14173023 CN14160045	Analyst:	Adrian
Data file:	C:\Chem32\1\Data\11Jul17\50.D		

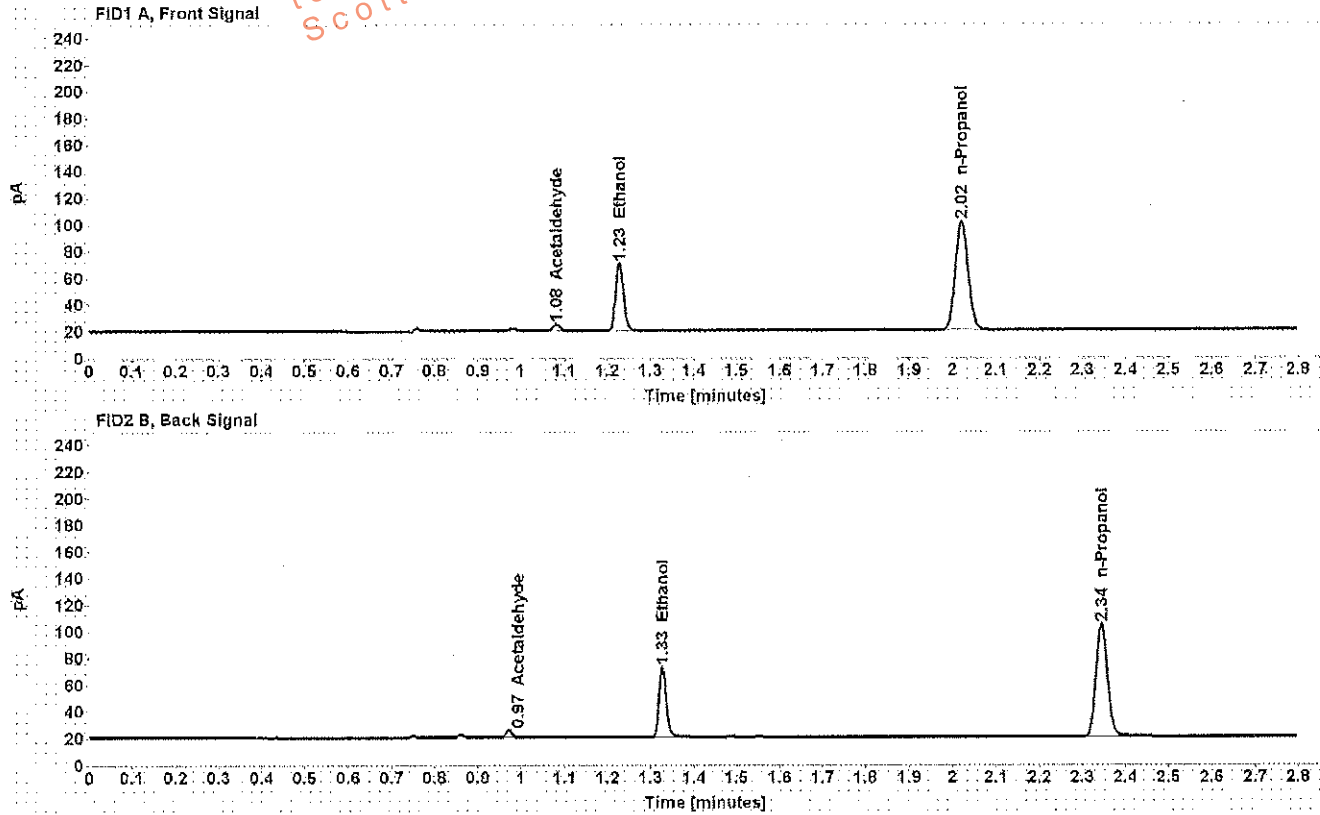


Table 1: FID 1 A (column DB-ALC1)

Compound	Amount (g/100mL)	Time (min)	Peak Area
Acetaldehyde	-----	1.081	5.243
>Ethanol	0.1093	1.228	64.791
n-Propanol	-----	2.021	166.372

Table 2: FID 2 B (column DB-ALC2)

Compound	Time (min)	Peak Area
Acetaldehyde	0.972	5.305
Ethanol	1.327	62.021
n-Propanol	2.344	158.580

Scottsdale Police Department Crime Lab Volatiles Analysis

Sample:	[REDACTED]	Item number:	1049790
Injection date:	7/11/2017 1:22:42 PM	Vial:	51
Method:	ethanol quant.M	Sequence:	11Jul17
Instrument:	US14173023 CN14160045	Analyst:	Adrian
Data file:	C:\Chem32\1\Data\11Jul17\51.D		

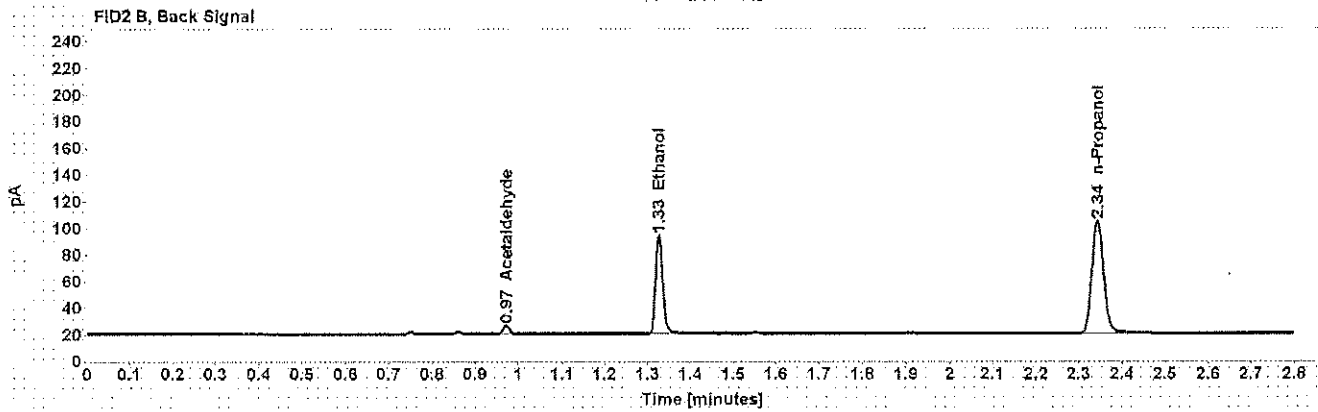
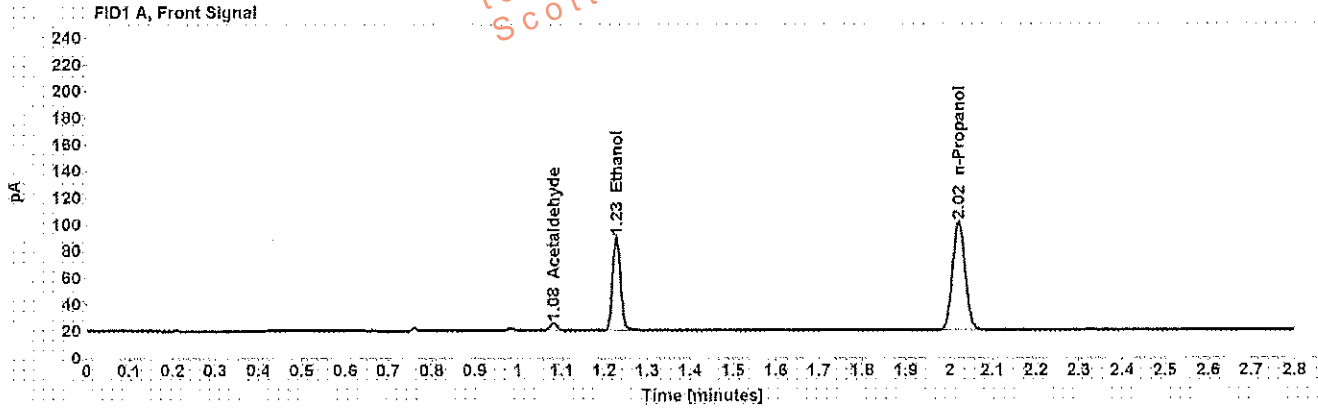


Table 1: FID 1 A (column DB-ALC1)

Compound	Amount (g/100mL)	Time (min)	Peak Area
Acetaldehyde	-----	1.081	5.769
>Ethanol	0.1516	1.228	90.025
n-Propanol	-----	2.021	166.239

Table 2: FID 2 B (column DB-ALC2)

Compound	Time (min)	Peak Area
Acetaldehyde	0.972	5.818
Ethanol	1.326	86.750
n-Propanol	2.344	158.265

Scottsdale Police Department Crime Lab Volatiles Analysis

Sample:	[REDACTED]	Item number:	1049790
Injection date:	7/11/2017 1:26:41 PM	Vial:	52
Method:	ethanol quant.M	Sequence:	11Jul17
Instrument:	US14173023 CN14160045	Analyst:	Adrian
Data file:	C:\Chem32\11Data\11Jul17\52.D		

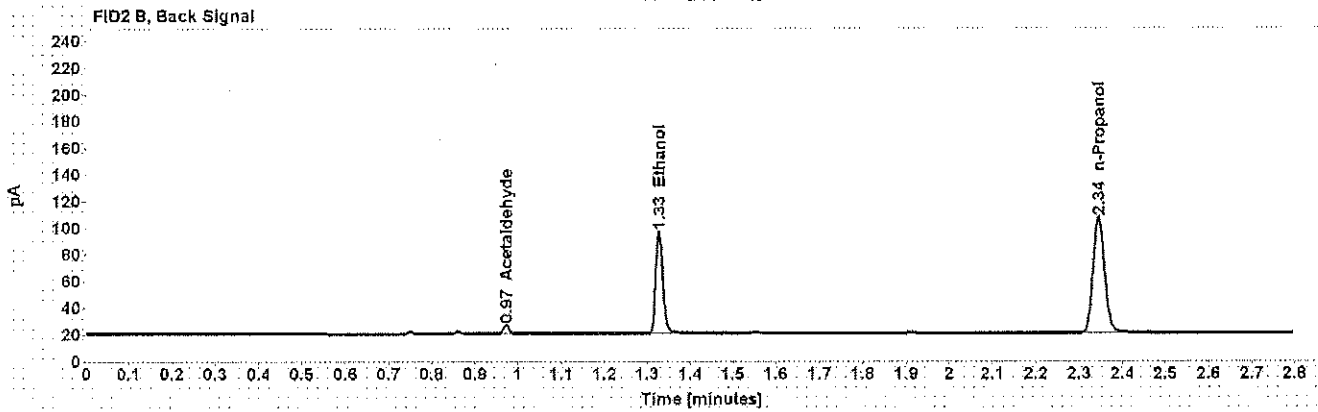
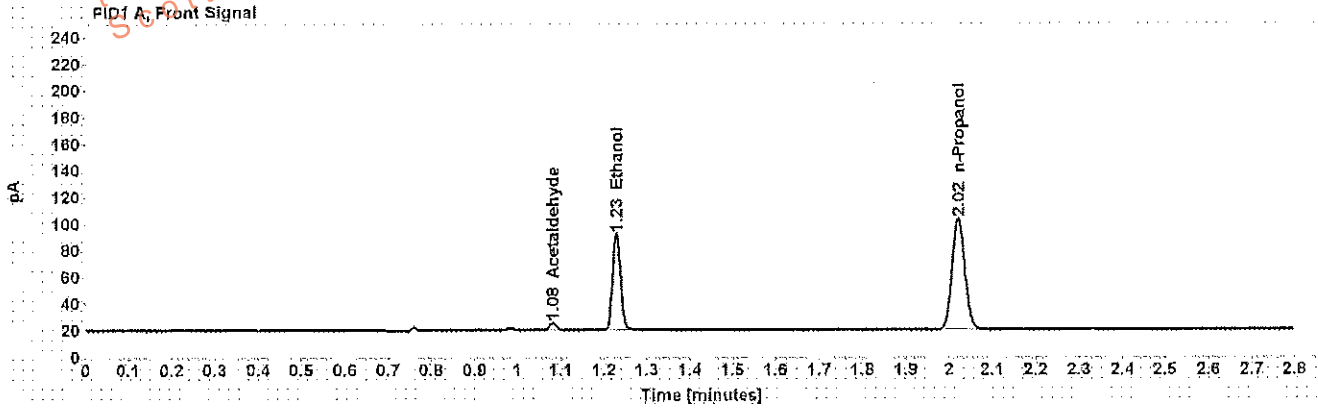


Table 1: FID 1 A (column DB-ALC1)

Compound	Amount (g/100mL)	Time (min)	Peak Area
Acetaldehyde	-----	1.082	5.873
>Ethanol	0.1524	1.229	92.812
n-Propanol	-----	2.022	170.464

Table 2: FID 2 B (column DB-ALC2)

Compound	Time (min)	Peak Area
Acetaldehyde	0.972	5.922
Ethanol	1.328	89.485
n-Propanol	2.345	162.411



## Scottsdale Police Department Crime Lab Volatiles Analysis

Sample:	[REDACTED]	Item number:	1141081
Injection date:	7/11/2017 1:34:42 PM	Vial:	54
Method:	ethanol quant.M	Sequence:	11Jul17
Instrument:	US14173023 CN14160045	Analyst:	Adrian
Data file:	C:\Chem32\1>Data\11Jul17\54.D		

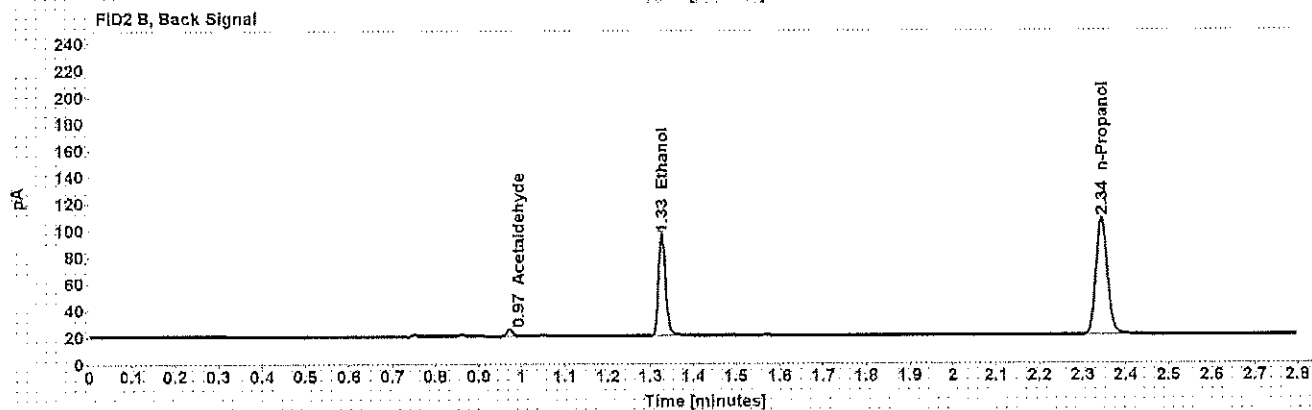
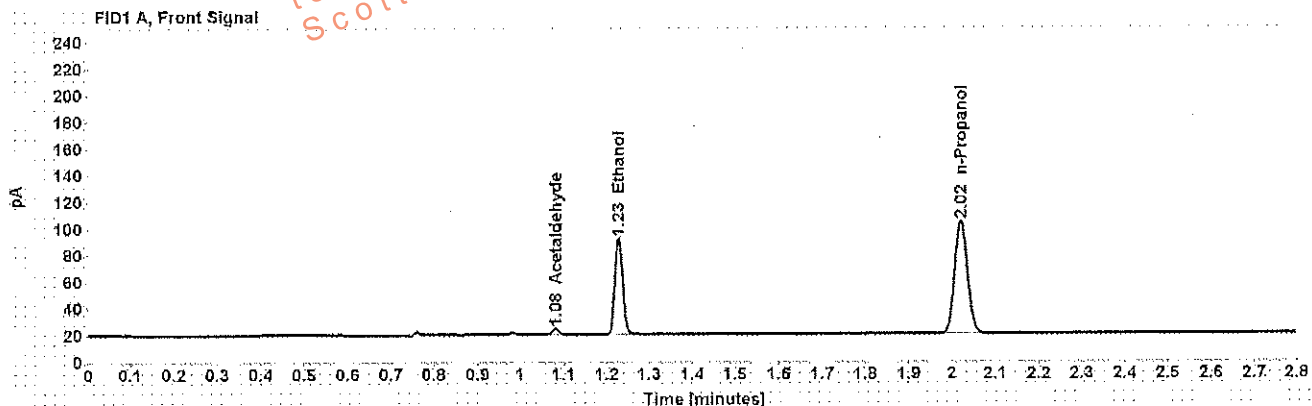


Table 1: FID 1 A (column DB-ALC1)

Compound	Amount (g/100mL)	Time (min)	Peak Area
Acetaldehyde	-----	1.081	4.773
>Ethanol	0.1498	1.228	92.755
n-Propanol	-----	2.021	173.406

Table 2: FID 2 B (column DB-ALC2)

Compound	Time (min)	Peak Area
Acetaldehyde	0.972	4.768
Ethanol	1.326	89.222
n-Propanol	2.344	164.389

## Scottsdale Police Department Crime Lab Volatiles Analysis

Sample:	[REDACTED]	Item number:	1141081
Injection date:	7/11/2017 1:38:57 PM	Vial:	55
Method:	ethanol quant.M	Sequence:	11Jul17
Instrument:	US14173023 CN14160045	Analyst:	Adrian
Data file:	C:\Chem32\1\Data\11Jul17\55.D		

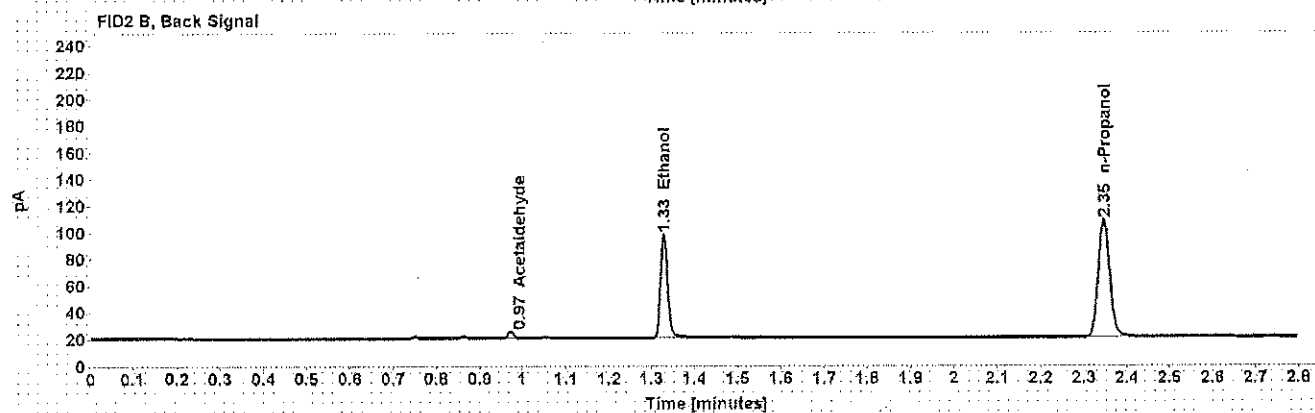
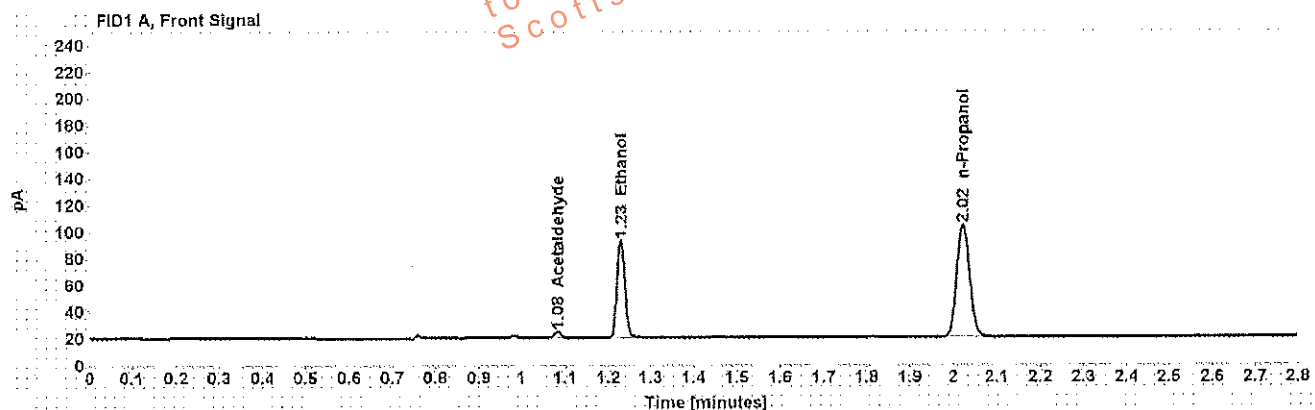


Table 1: FID 1 A (column DB-ALC1)

Compound	Amount (g/100mL)	Time (min)	Peak Area
Acetaldehyde	-----	1.082	4.754
>Ethanol	0.1528	1.230	94.429
n-Propanol	-----	2.022	173.012

Table 2: FID 2 B (column DB-ALC2)

Compound	Time (min)	Peak Area
Acetaldehyde	0.973	4.778
Ethanol	1.329	90.558
n-Propanol	2.346	164.312

## Scottsdale Police Department Crime Lab Volatiles Analysis

Sample: <span style="background-color: black; color: black;">XXXXXXXXXX</span>	Item number: 1153166
Injection date: 7/11/2017 1:42:57 PM	Vial: 56
Method: ethanol quant.M	Sequence: 11Jul17
Instrument: US14173023 CN14160045	Analyst: Adrian
Data file: C:\Chem321\Data\11Jul17\56.D	

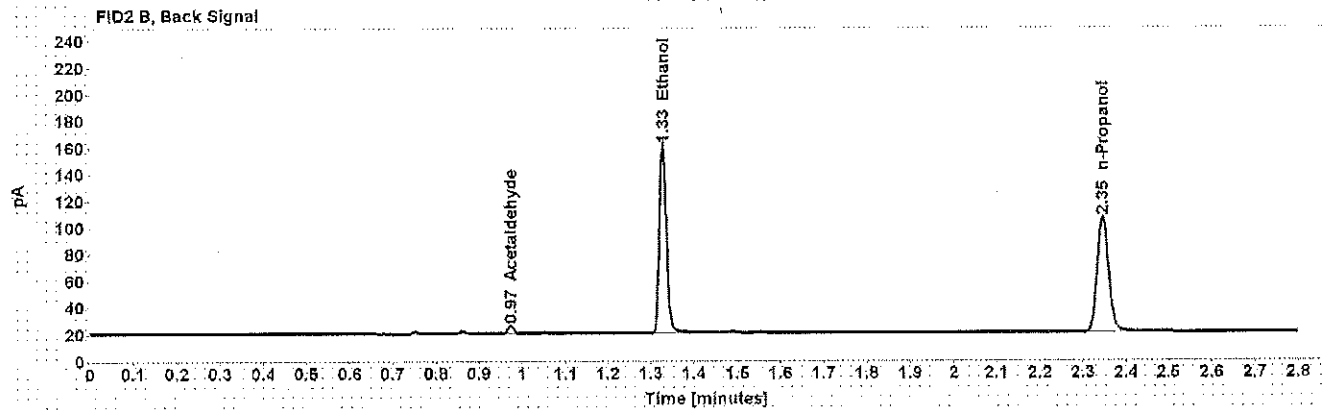
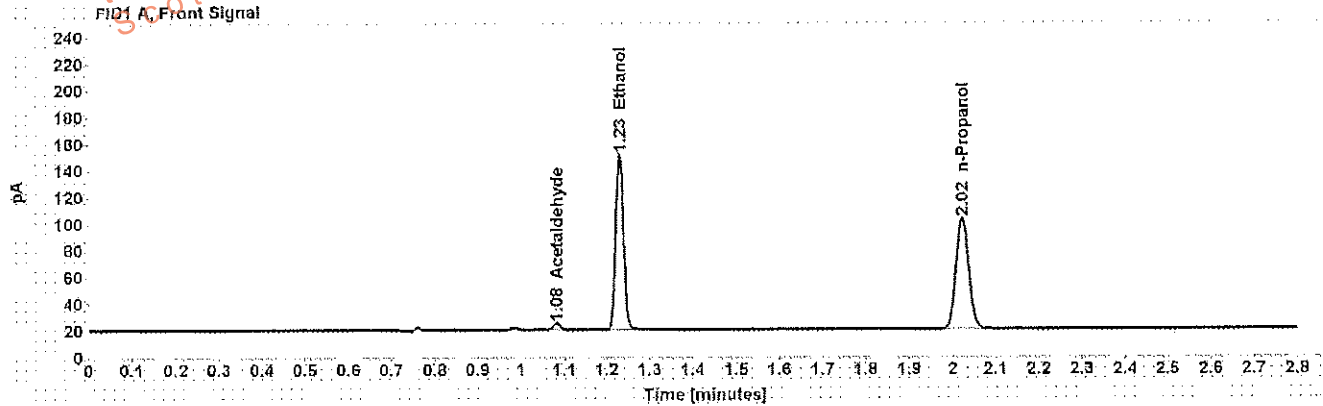


Table 1: FID 1 A (column DB-ALC1)

Compound	Amount (g/100mL)	Time (min)	Peak Area
Acetaldehyde	-----	1.082	5.233
>Ethanol	0.2783	1.229	169.364
n-Propanol	-----	2.022	169.789

Table 2: FID 2 B (column DB-ALC2)

Compound	Time (min)	Peak Area
Acetaldehyde	0.973	5.228
Ethanol	1.328	163.896
n-Propanol	2.346	161.037

## Scottsdale Police Department Crime Lab Volatiles Analysis

Sample:	[REDACTED]	Item number:	1153166
Injection date:	7/11/2017 1:46:57 PM	Vial:	57
Method:	ethanol quant.M	Sequence:	11Jul17
Instrument:	US14173023 CN14160045	Analyst:	Adrian
Data file:	C:\Chem32\1 Data\11Jul17\57.D		

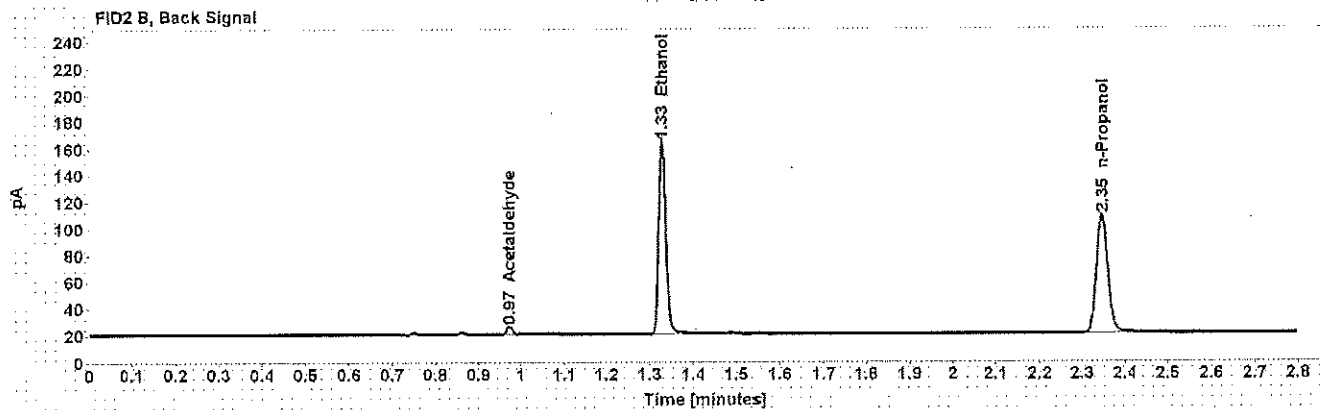
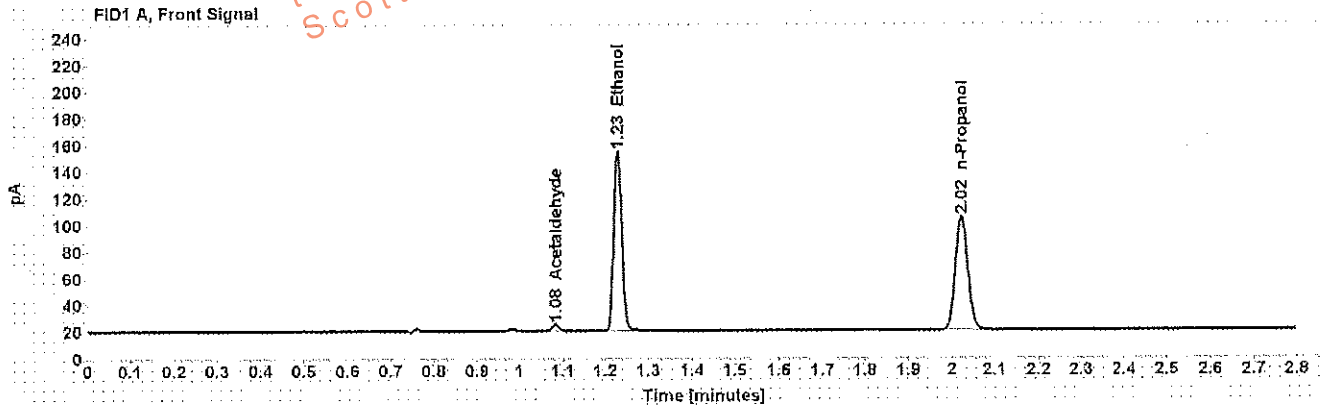


Table 1: FID 1 A (column DB-ALC1)

Compound	Amount (g/100mL)	Time (min)	Peak Area
Acetaldehyde	-----	1.082	5.228
>Ethanol	0.2782	1.229	173.810
n-Propanol	-----	2.023	174.335

Table 2: FID 2 B (column DB-ALC2)

Compound	Time (min)	Peak Area
Acetaldehyde	0.973	5.247
Ethanol	1.326	167.896
n-Propanol	2.346	165.325

## Scottsdale Police Department Crime Lab Volatiles Analysis

<b>Sample:</b> [REDACTED]	<b>Item number:</b> 1162915
<b>Injection date:</b> 7/11/2017 1:50:57 PM	<b>Vial:</b> 58
<b>Method:</b> ethanol quant.M	<b>Sequence:</b> 11Jul17
<b>Instrument:</b> US14173023 CN14160045	<b>Analyst:</b> Adrian
<b>Data file:</b> C:\Chem32\1\Data\11Jul17\58.D	

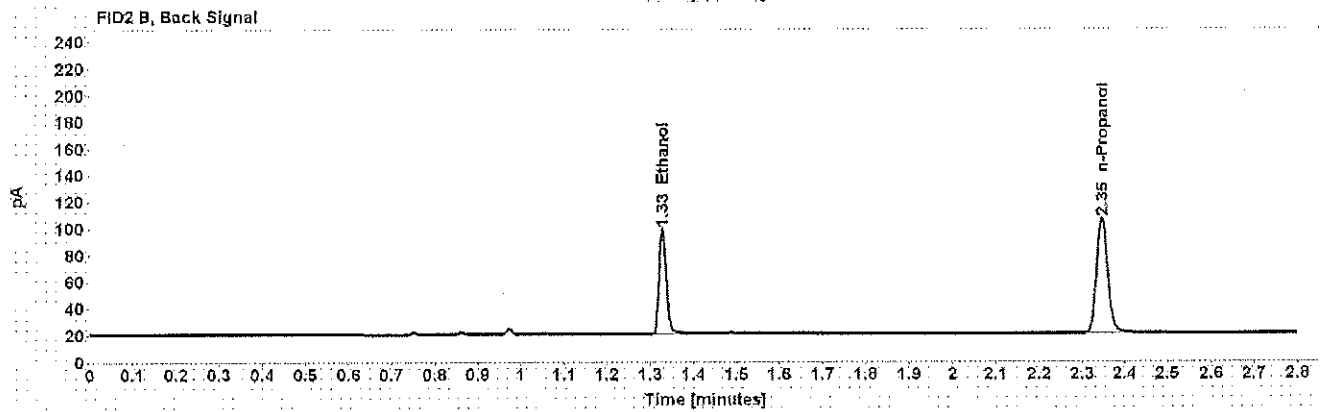
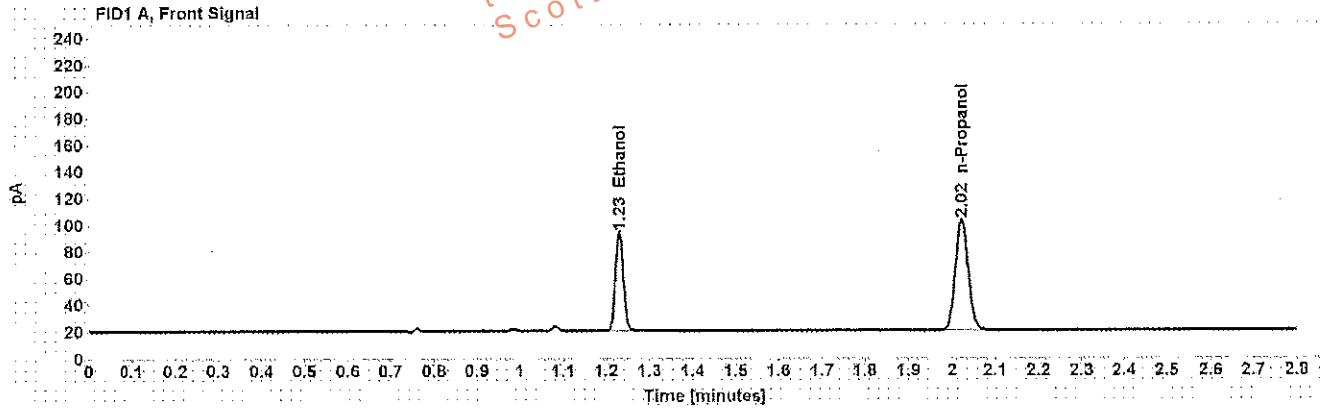


Table 1: FID 1 A (column DB-ALC1)

Compound	Amount (g/100mL)	Time (min)	Peak Area
>Ethanol	0.1572	1.230	95.371
n-Propanol	-----	2.023	169.772

Table 2: FID 2 B (column DB-ALC2)

Compound	Time (min)	Peak Area
Ethanol	1.329	91.729
n-Propanol	2.346	160.529

## Scottsdale Police Department Crime Lab Volatiles Analysis

Sample: <span style="background-color: black; color: black;">XXXXXXXXXX</span>	Item number: 1162915
Injection date: 7/11/2017 1:54:57 PM	Vial: 59
Method: ethanol quant.M	Sequence: 11Jul17
Instrument: US14173023 CN14160045	Analyst: Adrian
Data file: C:\Chem321\Data\11Jul17\59.D	

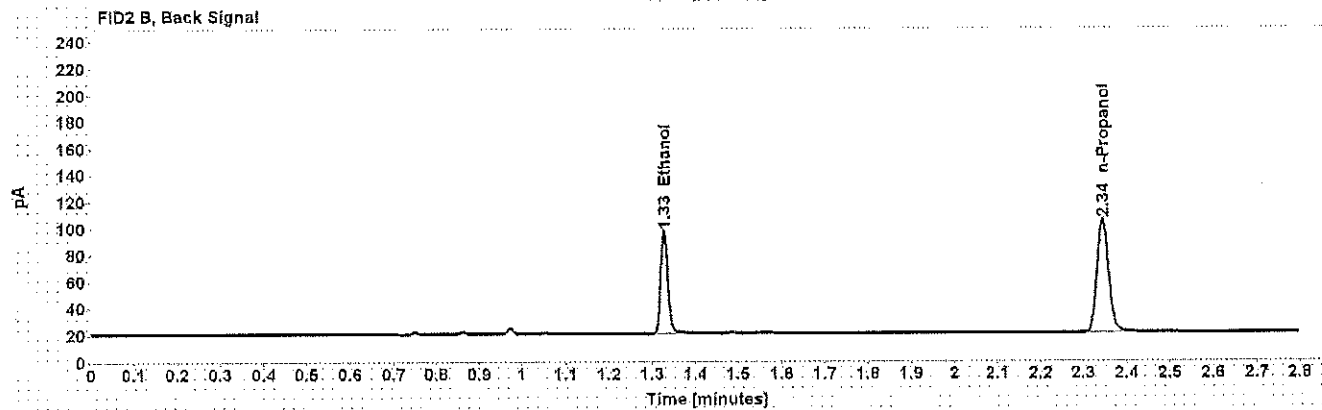
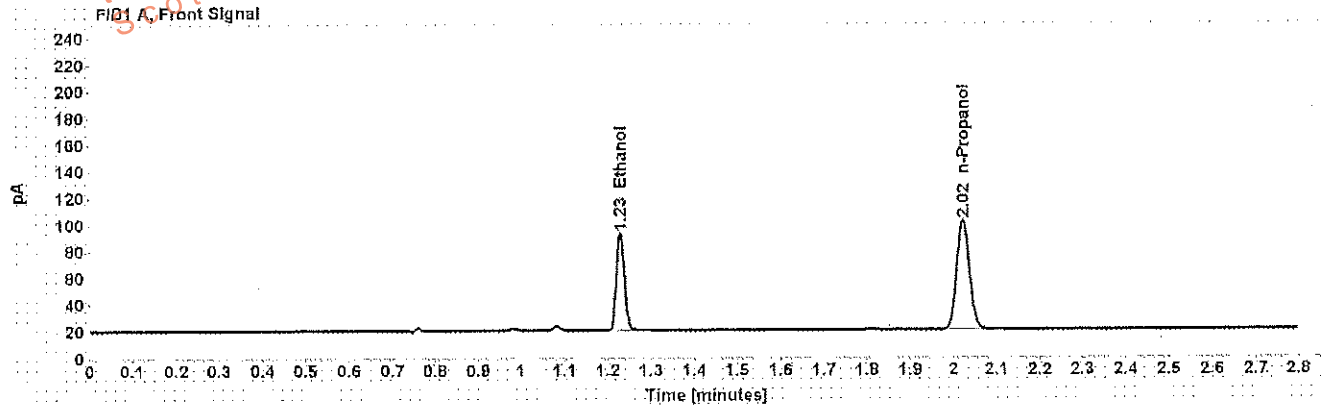


Table 1: FID 1 A (column DB-ALC1)

Compound	Amount (g/100mL)	Time (min)	Peak Area
>Ethanol	0.1564	1.229	93.785
n-Propanol	-----	2.022	167.854

Table 2: FID 2 B (column DB-ALC2)

Compound	Time (min)	Peak Area
Ethanol	1.327	90.211
n-Propanol	2.345	158.168

## Scottsdale Police Department Crime Lab Volatiles Analysis

Sample:	[REDACTED]	Item number:	1162954
Injection date:	7/11/2017 1:58:57 PM	Vial:	60
Method:	ethanol quant.M	Sequence:	11Jul17
Instrument:	US14173023 CN14160045	Analyst:	Adrian
Data file:	C:\Chem3211\Data\11Jul17\60.D		

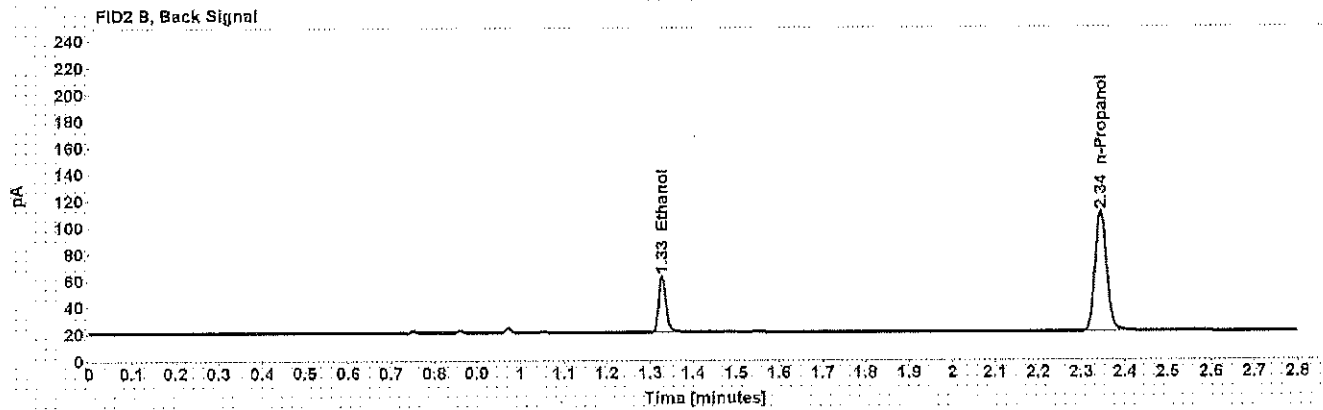
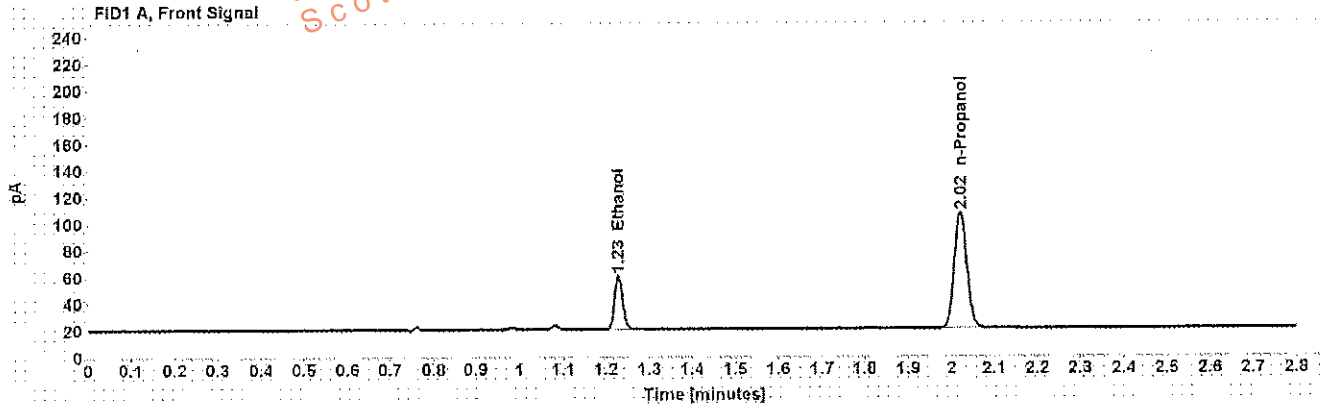


Table 1: FID 1 A (column DB-ALC1)

Compound	Amount (g/100mL)	Time (min)	Peak Area
>Ethanol	0.0819	1.229	51.785
n-Propanol	-----	2.021	178.048

Table 2: FID 2 B (column DB-ALC2)

Compound	Time (min)	Peak Area
Ethanol	1.327	49.420
n-Propanol	2.344	168.520

## Scottsdale Police Department Crime Lab Volatiles Analysis

Sample:	[REDACTED]	Item number:	1162954
Injection date:	7/11/2017 2:03:12 PM	Vial:	61
Method:	ethanol quant.M	Sequence:	11Jul17
Instrument:	US14173023 CN14160045	Analyst:	Adrian
Data file:	C:\Chem32\11Data\11Jul17\61.D		

Dissemination is restricted to Criminal Justice Agencies ONLY. Secondary dissemination to unauthorized agencies is PROHIBITED.  
 Scottsdale City Prosecutor

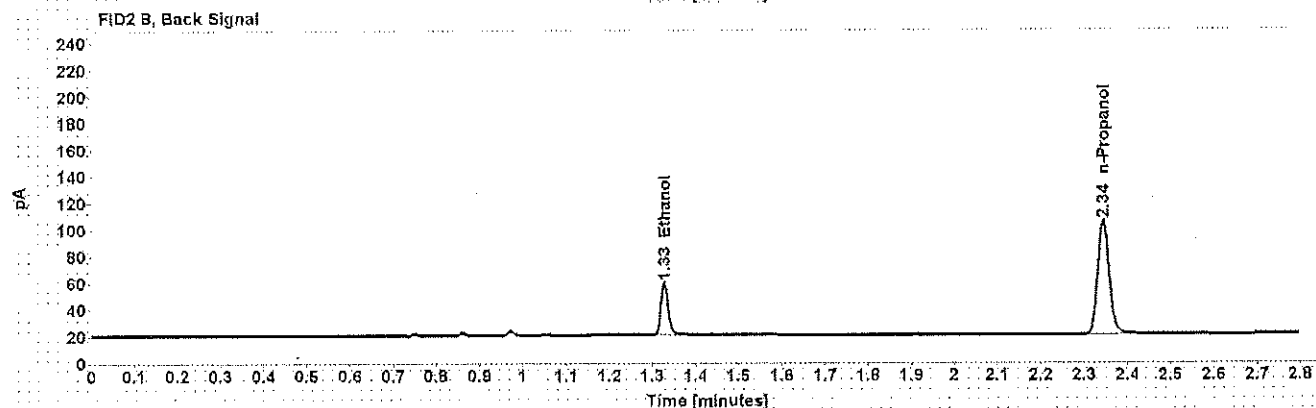
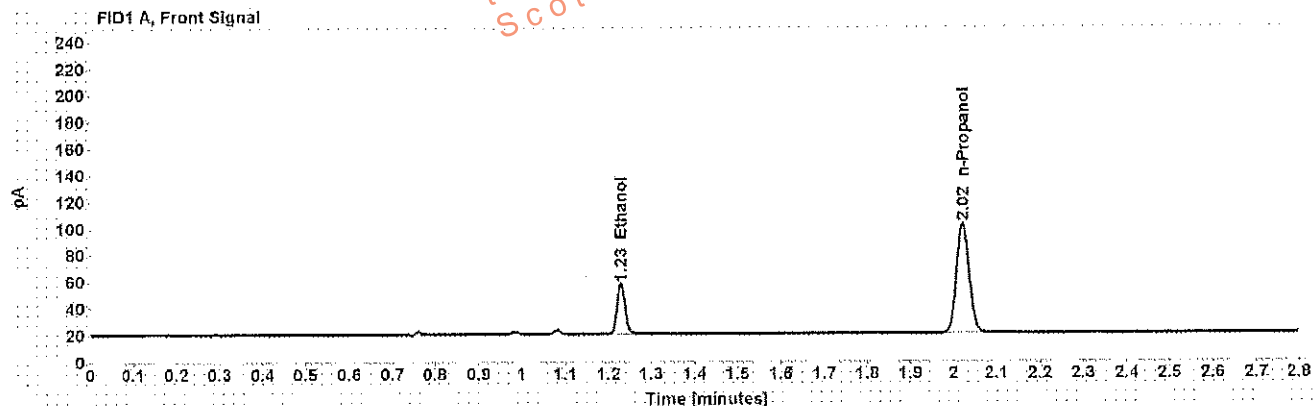


Table 1: FID 1 A (column DB-ALC1)

Compound	Amount (g/100mL)	Time (min)	Peak Area
>Ethanol	0.0814	1.229	48.572
n-Propanol	-----	2.021	168.136

Table 2: FID 2 B (column DB-ALC2)

Compound	Time (min)	Peak Area
Ethanol	1.328	46.306
n-Propanol	2.344	159.342



## Scottsdale Police Department Crime Lab Volatiles Analysis

<b>Sample:</b> [REDACTED]	<b>Item number:</b> 1163282
<b>Injection date:</b> 7/11/2017 2:07:12 PM	<b>Vial:</b> 62
<b>Method:</b> ethanol quant.M	<b>Sequence:</b> 11Jul17
<b>Instrument:</b> US14173023 CN14160045	<b>Analyst:</b> Adrian
<b>Data file:</b> C:\Chem32\11Data\11Jul17\62.D	

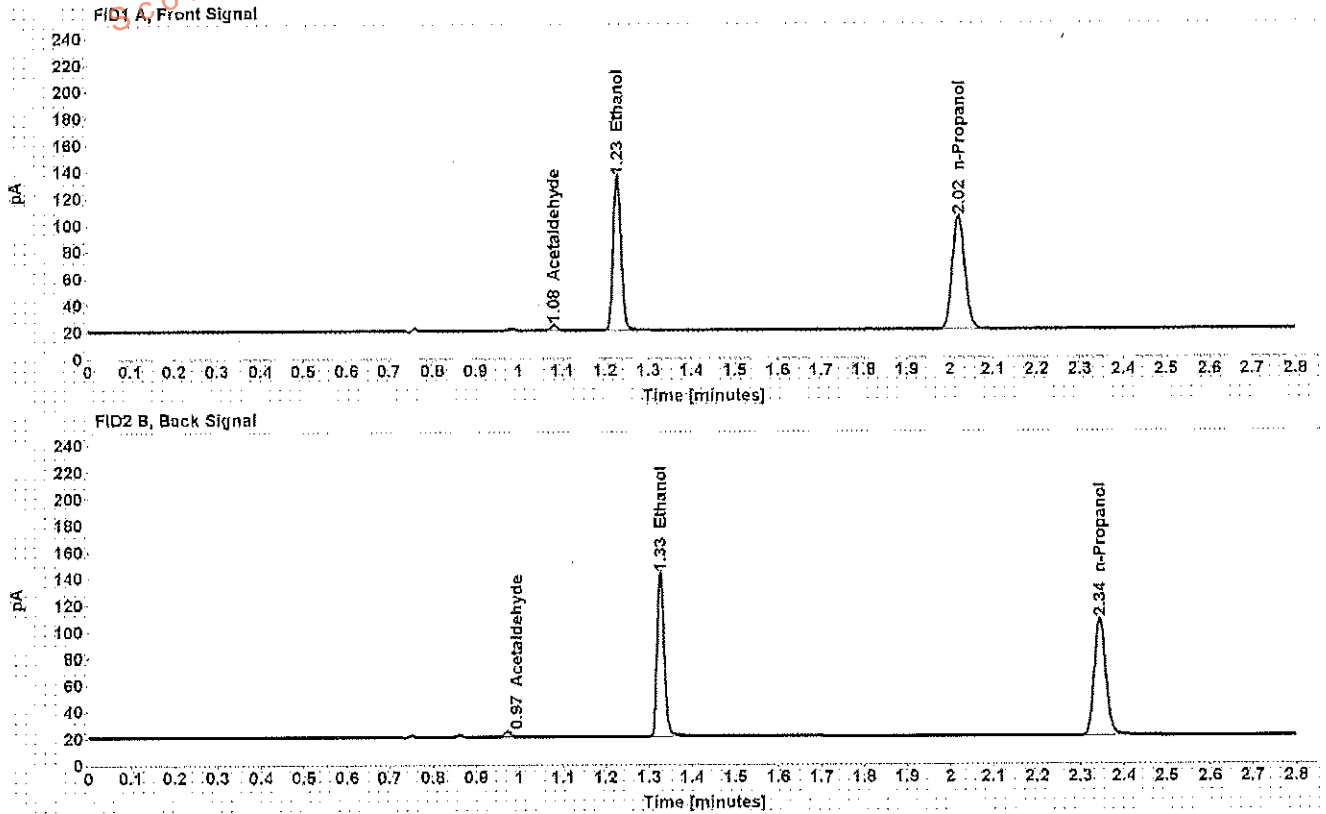


Table 1: FID 1 A (column DB-ALC1)

Compound	Amount (g/100mL)	Time (min)	Peak Area
Acetaldehyde	-----	1.081	4.095
>Ethanol	0.2397	1.228	148.281
n-Propanol	-----	2.021	172.713

Table 2: FID 2 B (column DB-ALC2)

Compound	Time (min)	Peak Area
Acetaldehyde	0.972	4.081
Ethanol	1.326	143.013
n-Propanol	2.344	163.863

## Scottsdale Police Department Crime Lab Volatiles Analysis

Sample:	[REDACTED]	Item number:	1163282
Injection date:	7/11/2017 2:11:12 PM	Vial:	63
Method:	ethanol quant M	Sequence:	11Jul17
Instrument:	US14173023 CN14160045	Analyst:	Adrian
Data file:	C:\Chem32\1>Data\11Jul17\63.D		

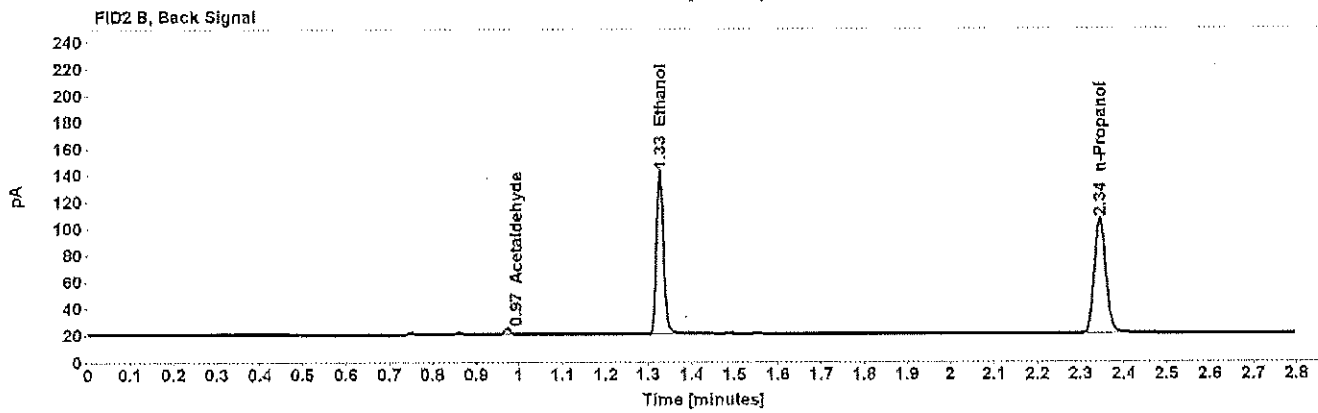
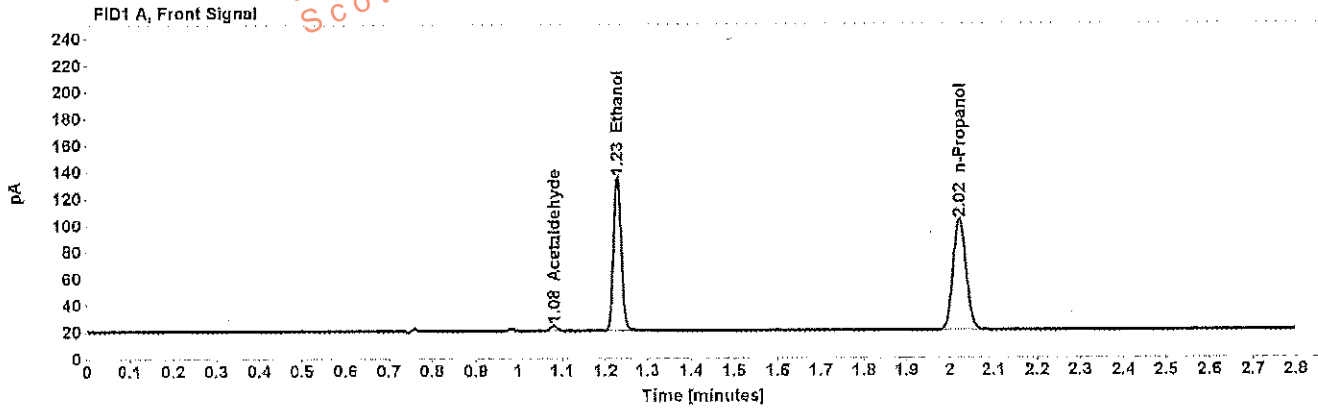


Table 1: FID 1 A (column DB-ALC1)

Compound	Amount (g/100mL)	Time (min)	Peak Area
Acetaldehyde	-----	1.081	4.109
>Ethanol	0.2423	1.228	147.692
n-Propanol	-----	2.021	170.176

Table 2: FID 2 B (column DB-ALC2)

Compound	Time (min)	Peak Area
Acetaldehyde	0.972	4.130
Ethanol	1.326	142.653
n-Propanol	2.344	161.021

## Scottsdale Police Department Crime Lab Volatiles Analysis

Sample:	[REDACTED]	Item number:	1162972
Injection date:	7/11/2017 2:19:12 PM	Vial:	65
Method:	ethanol quant.M	Sequence:	11Jul17
Instrument:	US14173023 CN14160045	Analyst:	Adrian
Data file:	C:\Chem3211\Data\11Jul17\65.D		

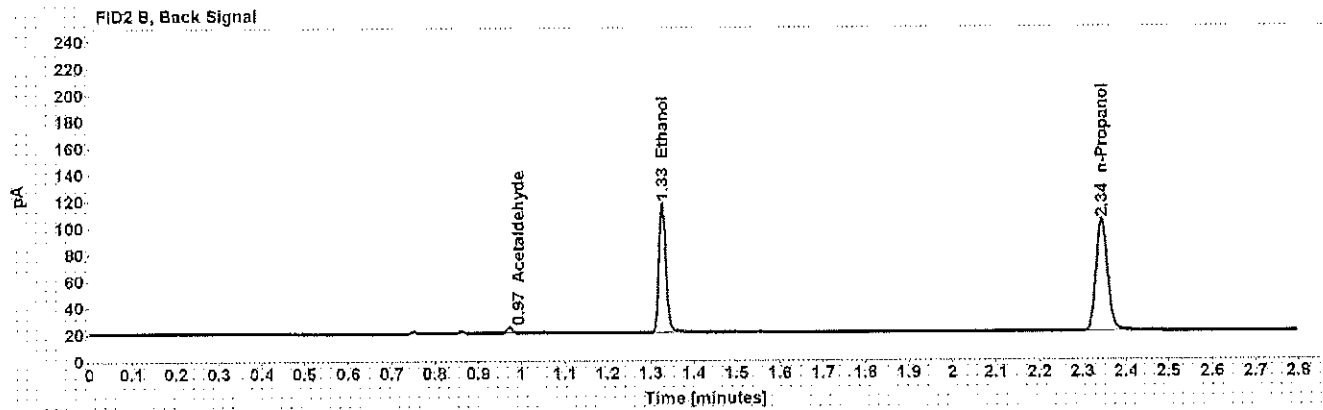
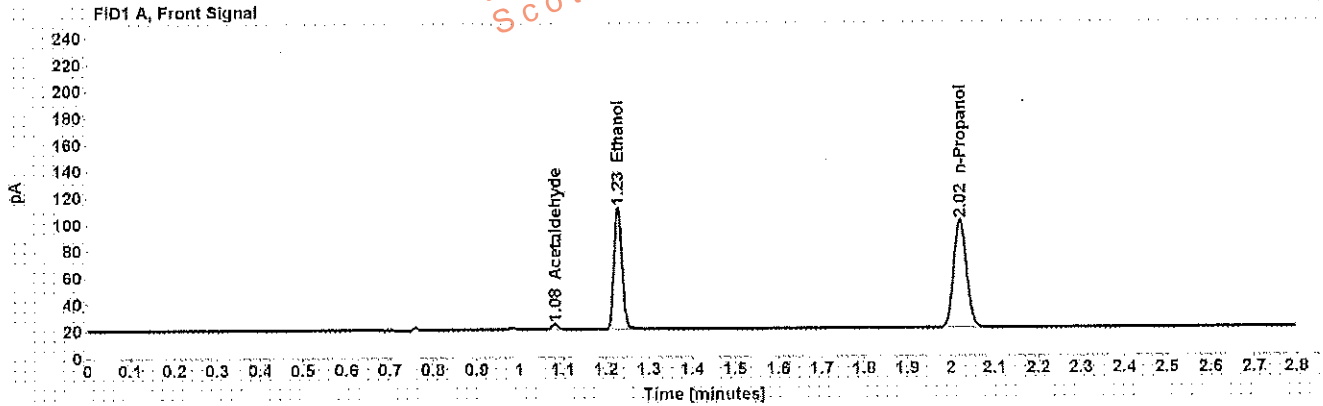


Table 1: FID 1 A (column DB-ALC1)

Compound	Amount (g/100mL)	Time (min)	Peak Area
Acetaldehyde	-----	1.081	4.242
>Ethanol	0.1984	1.228	117.641
n-Propanol	-----	2.021	165.871

Table 2: FID 2 B (column DB-ALC2)

Compound	Time (min)	Peak Area
Acetaldehyde	0.972	4.200
Ethanol	1.326	113.444
n-Propanol	2.344	155.879

## Scottsdale Police Department Crime Lab Volatiles Analysis

<b>Sample:</b> ██████████	<b>Item number:</b> 1162972
<b>Injection date:</b> 7/11/2017 2:23:12 PM	<b>Vial:</b> 66
<b>Method:</b> ethanol quant.M	<b>Sequence:</b> 11Jul17
<b>Instrument:</b> US14173023 CN14160045	<b>Analyst:</b> Adrian
<b>Data file:</b> C:\Chem32\1\Data\11Jul17\66.D	

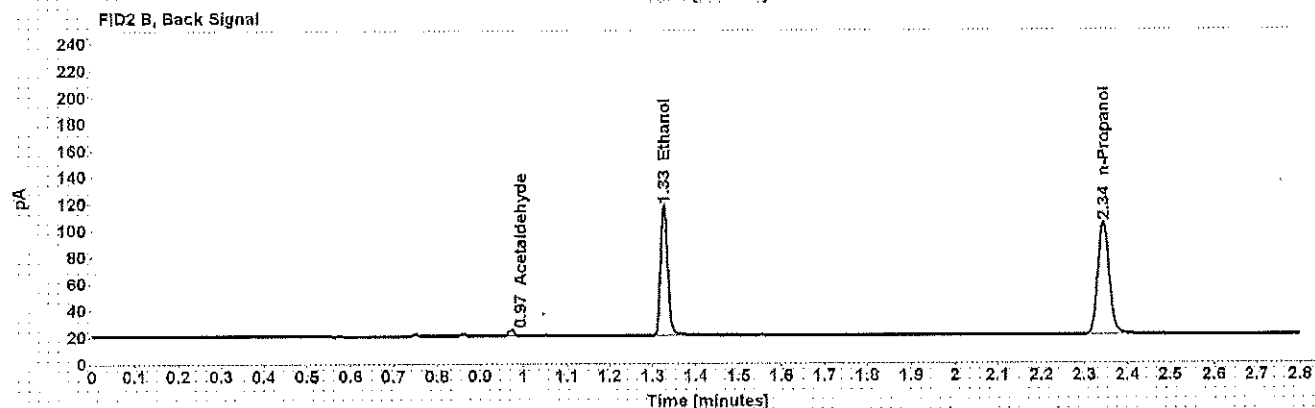
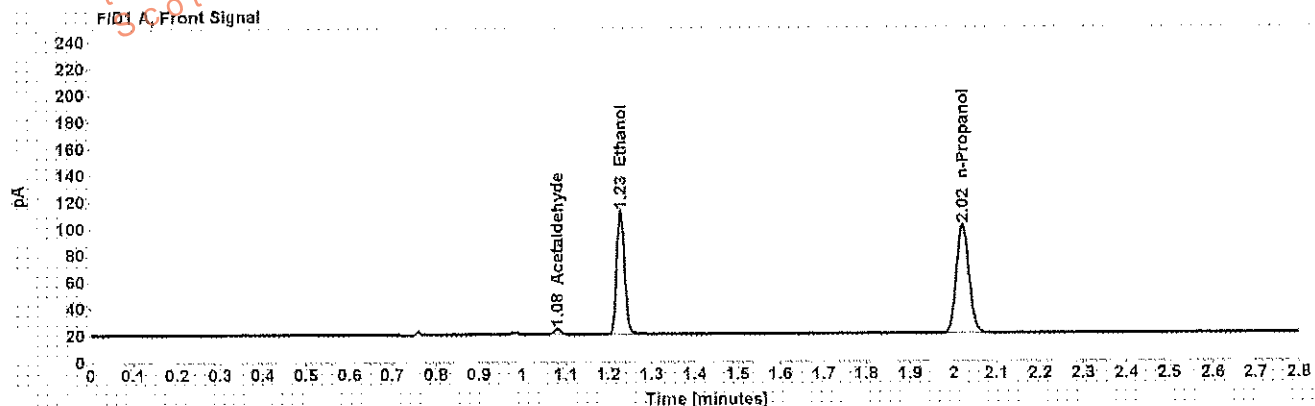


Table 1: FID 1 A (column DB-ALC1)

Compound	Amount (g/100mL)	Time (min)	Peak Area
Acetaldehyde	-----	1.081	4.290
>Ethanol	0.1992	1.228	118.441
n-Propanol	-----	2.021	166.185

Table 2: FID 2 B (column DB-ALC2)

Compound	Time (min)	Peak Area
Acetaldehyde	0.972	4.352
Ethanol	1.326	114.421
n-Propanol	2.344	156.406

## Scottsdale Police Department Crime Lab Volatiles Analysis

Sample:	[REDACTED]	Item number:	1160191
Injection date:	7/11/2017 2:27:27 PM	Vial:	67
Method:	ethanol quant.M	Sequence:	11Jul17
Instrument:	US14173023 CN14160045	Analyst:	Adrian
Data file:	C:\Chem3211\Data\11Jul17\67.D		

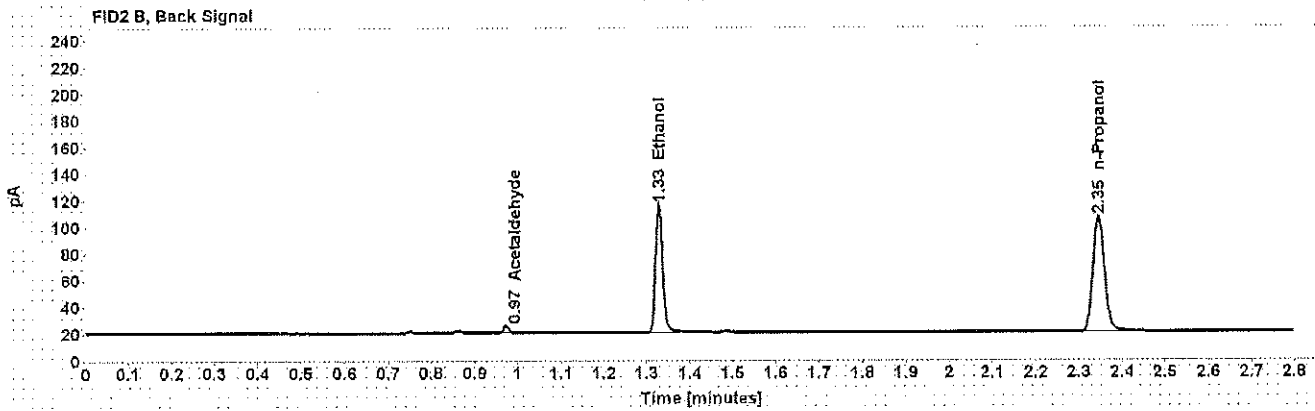
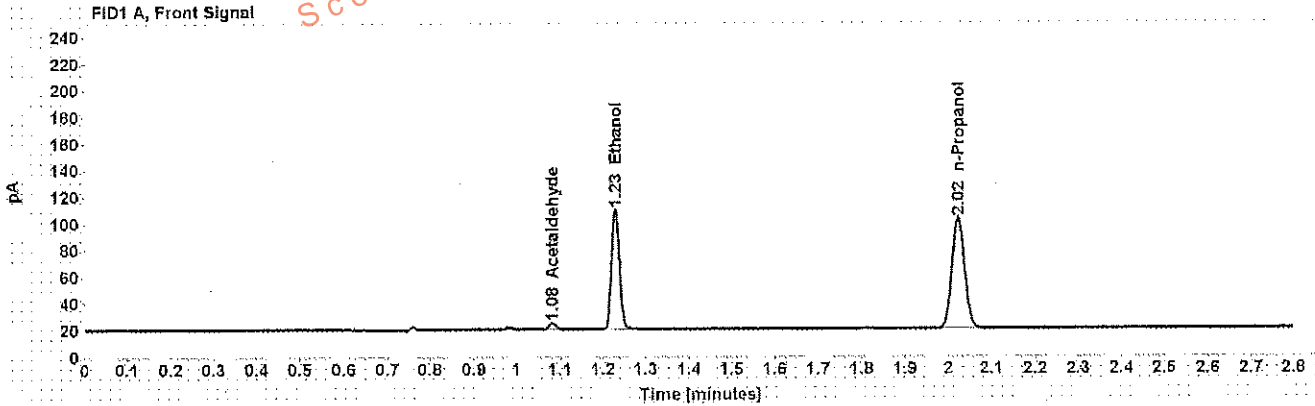


Table 1: FID 1 A (column DB-ALC1)

Compound	Amount (g/100mL)	Time (min)	Peak Area
Acetaldehyde	-----	1.082	5.160
>Ethanol	0.1905	1.229	115.969
n-Propanol	-----	2.022	170.189

Table 2: FID 2 B (column DB-ALC2)

Compound	Time (min)	Peak Area
Acetaldehyde	0.973	5.157
Ethanol	1.328	112.401
n-Propanol	2.345	161.448

## Scottsdale Police Department Crime Lab Volatiles Analysis

Sample:	[REDACTED]	Item number:	1160191
Injection date:	7/11/2017 2:31:27 PM	Vial:	68
Method:	ethanol quant.M	Sequence:	11Jul17
Instrument:	US14173023 CN14160045	Analyst:	Adrian
Data file:	C:\Chem321\Data\11Jul17\68.D		

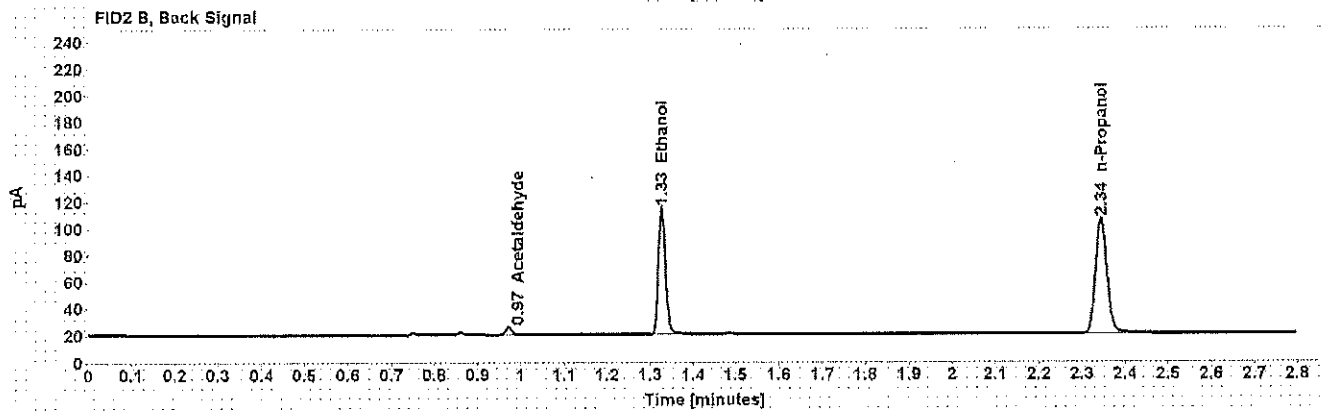
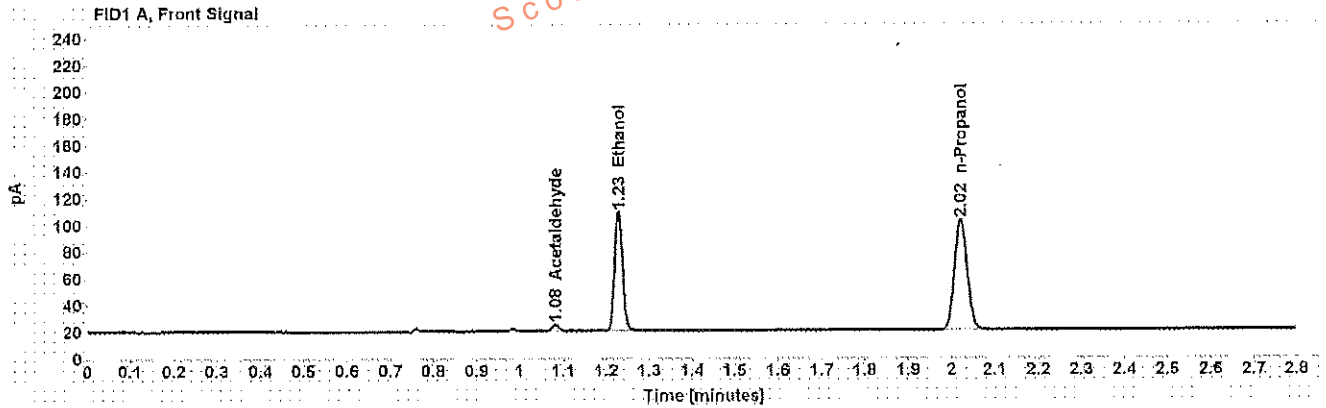


Table 1: FID 1 A (column DB-ALC1)

Compound	Amount (g/100mL)	Time (min)	Peak Area
Acetaldehyde	-----	1.081	5.075
>Ethanol	0.1895	1.228	114.778
n-Propanol	-----	2.021	169.338

Table 2: FID 2 B (column DB-ALC2)

Compound	Time (min)	Peak Area
Acetaldehyde	0.972	5.115
Ethanol	1.326	110.624
n-Propanol	2.344	160.309

## Scottsdale Police Department Crime Lab Volatiles Analysis

<b>Sample:</b> [REDACTED]	<b>Item number:</b> 1158632
<b>Injection date:</b> 7/11/2017 2:35:27 PM	<b>Vial:</b> 69
<b>Method:</b> ethanol quant.M	<b>Sequence:</b> 11Jul17
<b>Instrument:</b> US14173023 CN14160045	<b>Analyst:</b> Adrian
<b>Data file:</b> C:\Chem3211\Data\11Jul17\69.D	

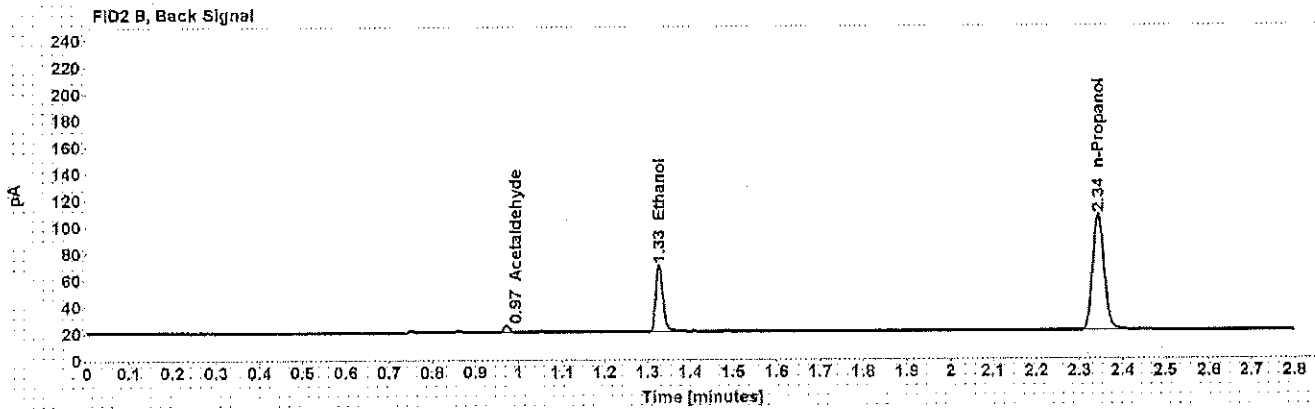
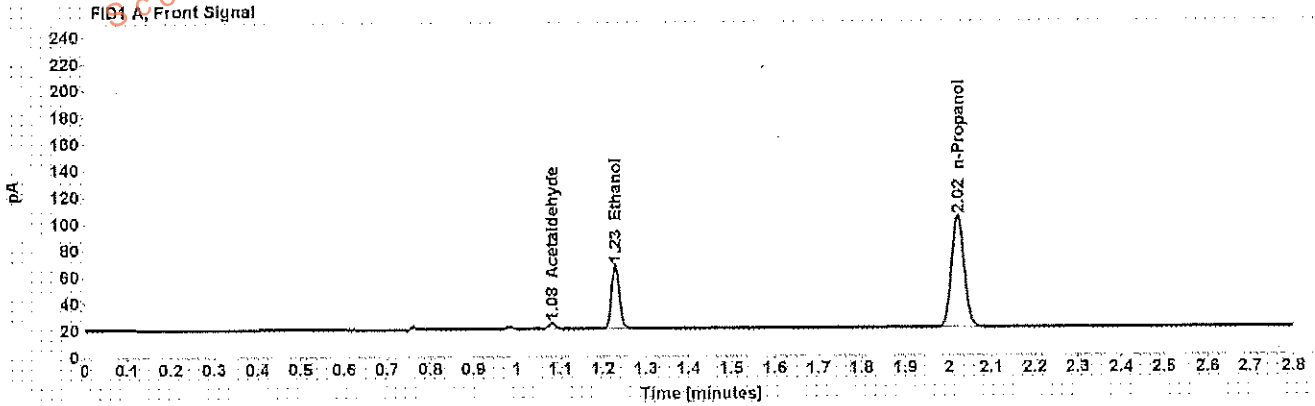


Table 1: FID 1 A (column DB-ALC1)

Compound	Amount (g/100mL)	Time (min)	Peak Area
Acetaldehyde	-----	1.081	4.719
>Ethanol	0.1004	1.229	61.111
n-Propanol	-----	2.021	171.135

Table 2: FID 2 B (column DB-ALC2)

Compound	Time (min)	Peak Area
Acetaldehyde	0.972	4.730
Ethanol	1.327	58.439
n-Propanol	2.344	162.190

## Scottsdale Police Department Crime Lab Volatiles Analysis

Sample:	[REDACTED]	Item number:	1158632
Injection date:	7/11/2017 2:39:27 PM	Vial:	70
Method:	ethanol quant M	Sequence:	11Jul17
Instrument:	US14173023 CN14160045	Analyst:	Adrian
Data file:	C:\Chem3211\Data\11Jul17\70.D		

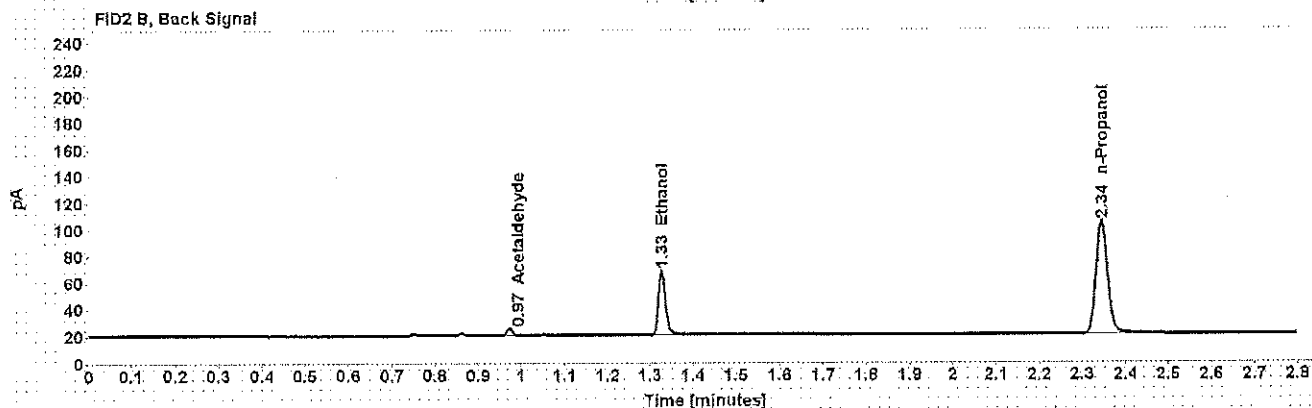
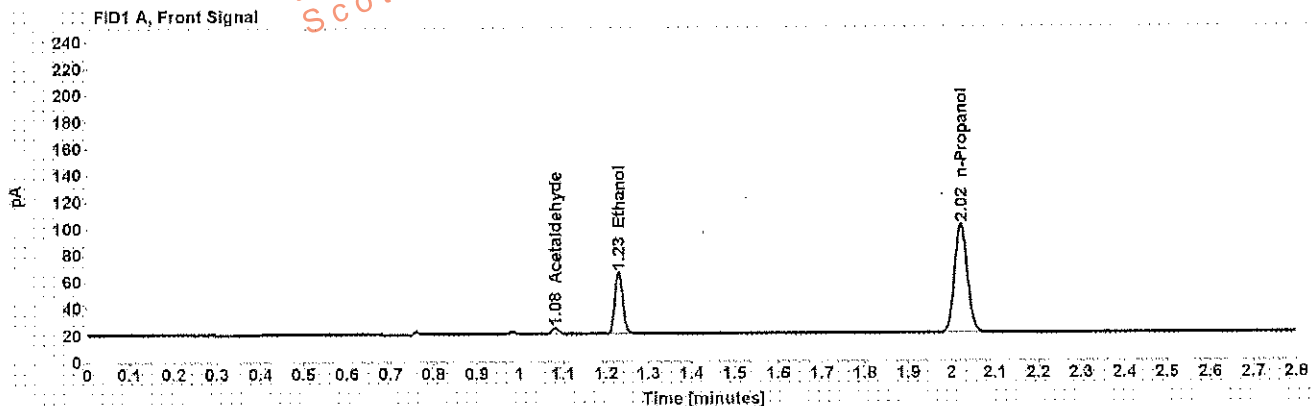


Table 1: FID 1 A (column DB-ALC1)

Compound	Amount (g/100mL)	Time (min)	Peak Area
Acetaldehyde	-----	1.082	4.691
>Ethanol	0.1002	1.229	59.423
n-Propanol	-----	2.022	166.606

Table 2: FID 2 B (column DB-ALC2)

Compound	Time (min)	Peak Area
Acetaldehyde	0.972	4.746
Ethanol	1.328	57.529
n-Propanol	2.344	158.186



## Scottsdale Police Department Crime Lab Volatiles Analysis

Sample:	[REDACTED]	Item number:	1158644
Injection date:	7/11/2017 2:43:26 PM	Vial:	71
Method:	ethanol quant.M	Sequence:	11Jul17
Instrument:	US14173023 CN14160045	Analyst:	Adrian
Data file:	C:\Chem32\1\Data\11Jul17\1.D		

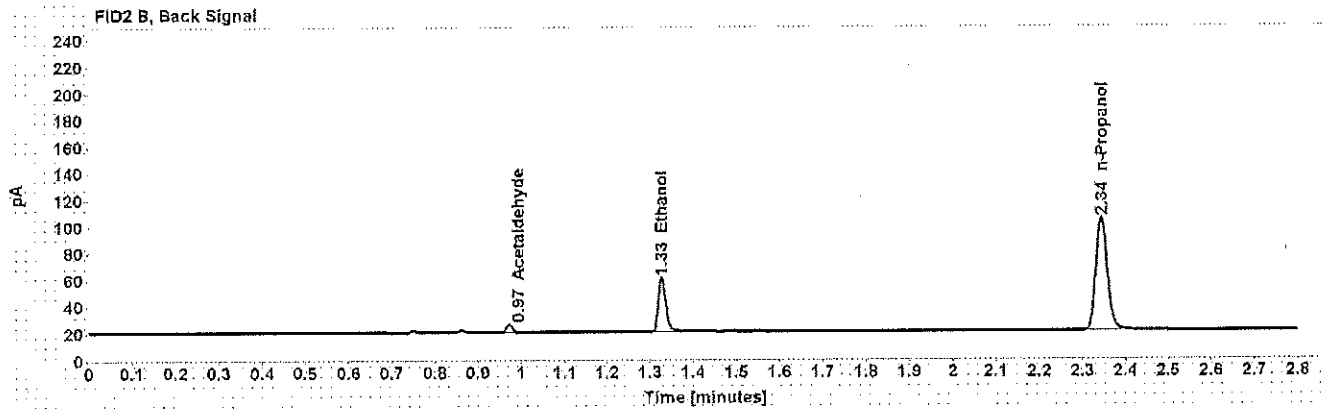
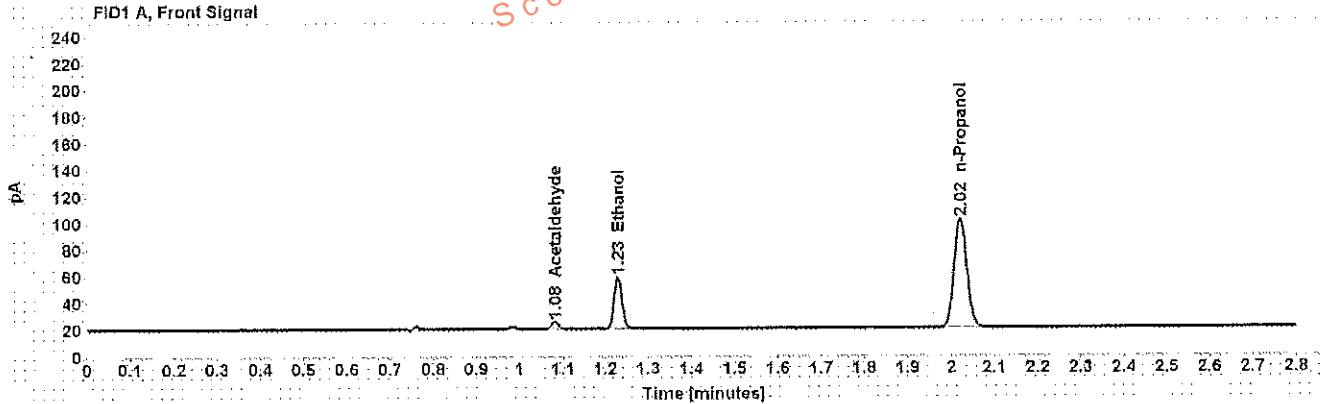


Table 1: FID 1 A (column DB-ALC1)

Compound	Amount (g/100mL)	Time (min)	Peak Area
Acetaldehyde	-----	1.082	5.547
>Ethanol	0.0845	1.229	49.989
n-Propanol	-----	2.022	166.627

Table 2: FID 2 B (column DB-ALC2)

Compound	Time (min)	Peak Area
Acetaldehyde	0.972	5.546
Ethanol	1.328	48.379
n-Propanol	2.344	158.064

## Scottsdale Police Department Crime Lab Volatiles Analysis

<b>Sample:</b> [REDACTED]	<b>Item number:</b> 1158644
<b>Injection date:</b> 7/11/2017 2:47:27 PM	<b>Vial:</b> 72
<b>Method:</b> ethanol quant.M	<b>Sequence:</b> 11Jul17
<b>Instrument:</b> US14173023 CN14160045	<b>Analyst:</b> Adrian
<b>Data file:</b> C:\Chem32\11Data\11Jul17\72.D	

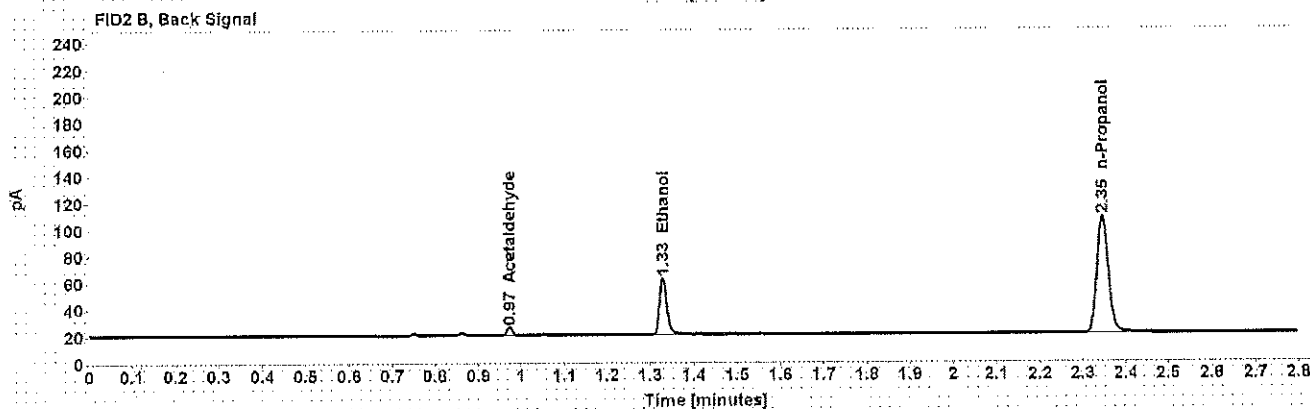
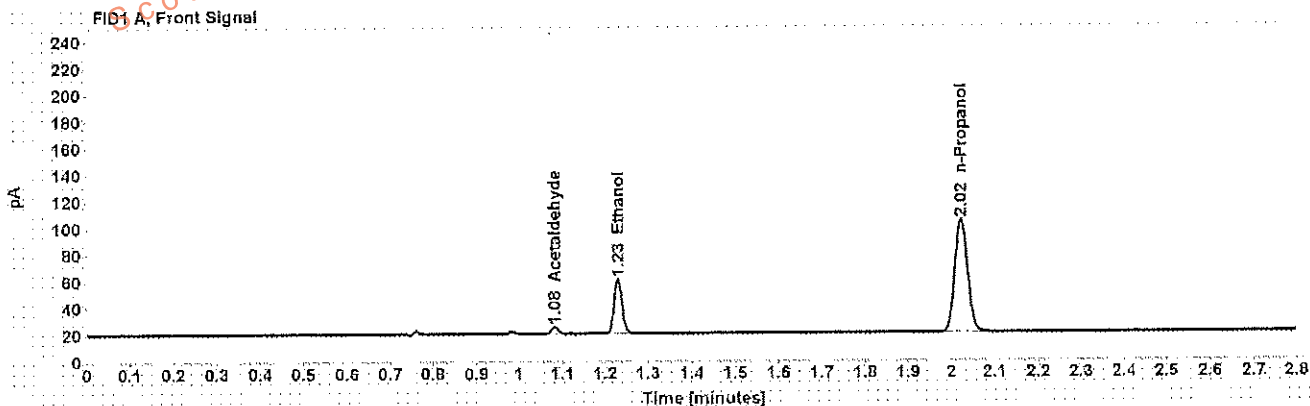


Table 1: FID 1 A (column DB-ALC1)

Compound	Amount (g/100mL)	Time (min)	Peak Area
Acetaldehyde	-----	1.082	5.453
>Ethanol	0.0849	1.230	52.117
n-Propanol	-----	2.022	172.862

Table 2: FID 2 B (column DB-ALC2)

Compound	Time (min)	Peak Area
Acetaldehyde	0.973	5.368
Ethanol	1.329	50.317
n-Propanol	2.346	164.121

## Scottsdale Police Department Crime Lab Volatiles Analysis

Sample:	[REDACTED]	Item number:	1163496
Injection date:	7/11/2017 2:51:43 PM	Vial:	73
Method:	ethanol quant.M	Sequence:	11Jul17
Instrument:	US14173023 CN14160045	Analyst:	Adrian
Data file:	C:\Chem32\11Data\11Jul17\73.D		

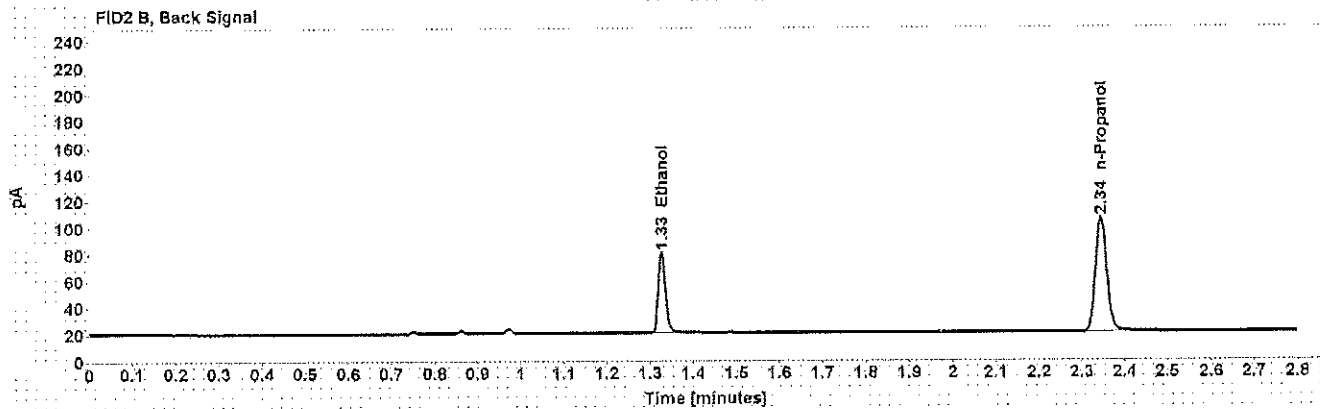
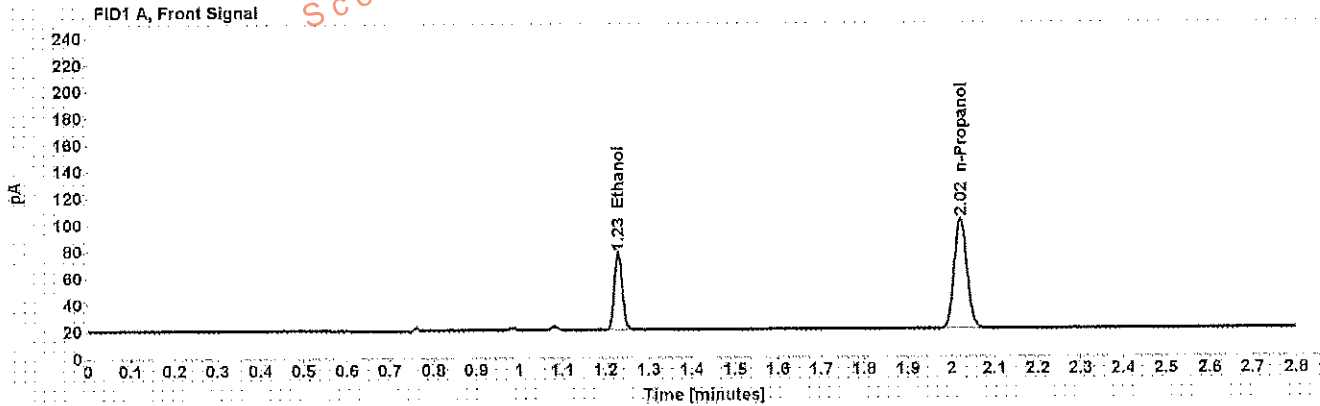


Table 1: FID 1 A (column DB-ALC1)

Compound	Amount (g/100mL)	Time (min)	Peak Area
>Ethanol	0.1232	1.229	74.050
n-Propanol	-----	2.021	168.585

Table 2: FID 2 B (column DB-ALC2)

Compound	Time (min)	Peak Area
Ethanol	1.327	71.052
n-Propanol	2.344	159.463

## Scottsdale Police Department Crime Lab Volatiles Analysis

Sample:	[REDACTED]	Item number:	1163496
Injection date:	7/11/2017 2:55:42 PM	Vial:	74
Method:	ethanol quant.M	Sequence:	11Jul17
Instrument:	US14173023 CN14160045	Analyst:	Adrian
Data file:	C:\Chem32\11Data\11Jul17\174.D		

Dissemination is restricted to Criminal Justice Agencies and authorized Non-C.J. Agencies ONLY. Secondary dissemination to unauthorized agencies is PROHIBITED.  
Scottsdale City Prosecutor

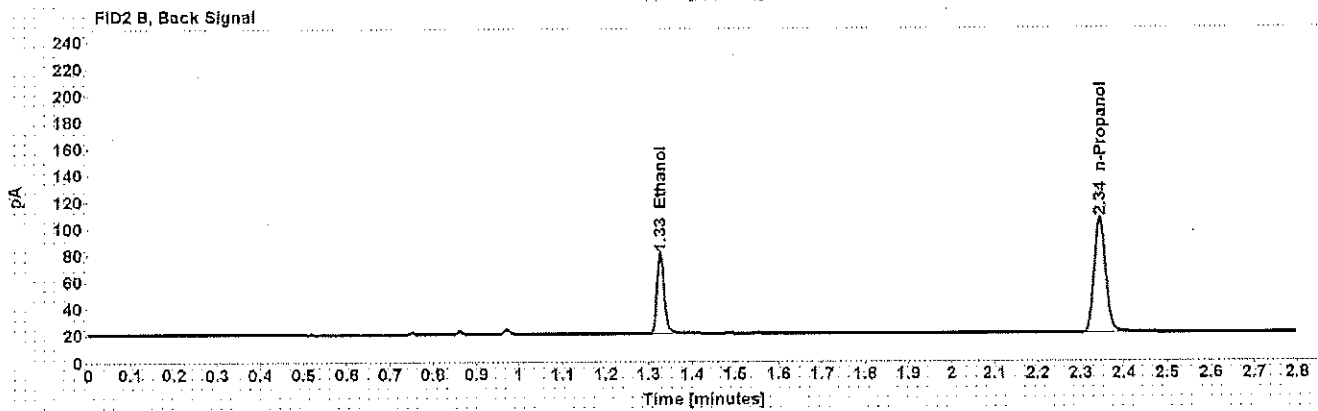
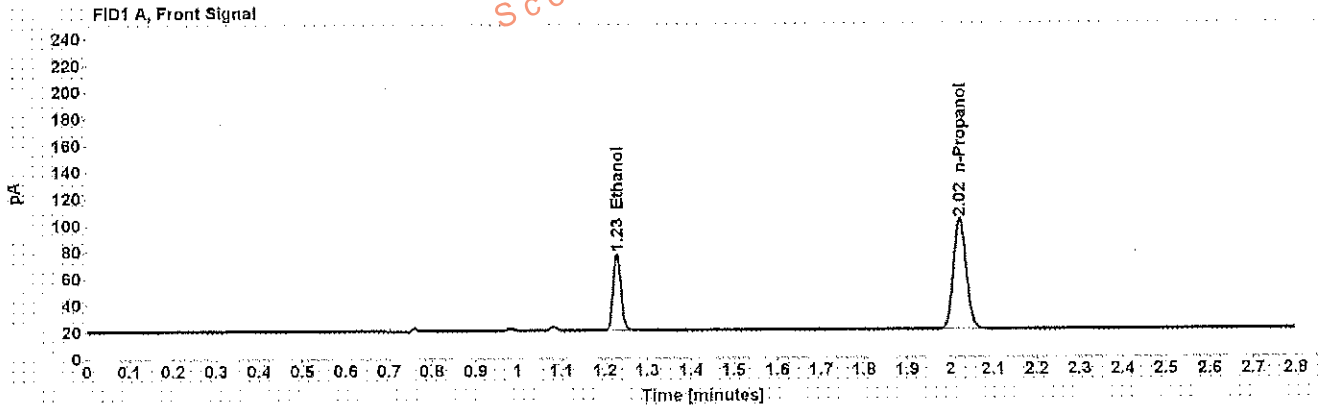


Table 1: FID 1 A (column DB-ALC1)

Compound	Amount (g/100mL)	Time (min)	Peak Area
>Ethanol	0.1227	1.228	73.990
n-Propanol	-----	2.021	169.121

Table 2: FID 2 B (column DB-ALC2)

Compound	Time (min)	Peak Area
Ethanol	1.327	70.853
n-Propanol	2.344	160.035

## Scottsdale Police Department Crime Lab Volatiles Analysis

Sample: <span style="background-color: black; color: black;">[REDACTED]</span> Injection date: 7/11/2017 3:03:42 PM Method: ethanol quant.M Instrument: US14173023 CN14160045 Data file: C:\Chem3211\Data\11Jul17\76.D	Item number: 1162582 Vial: 76 Sequence: 11Jul17 Analyst: Adrian
--	--

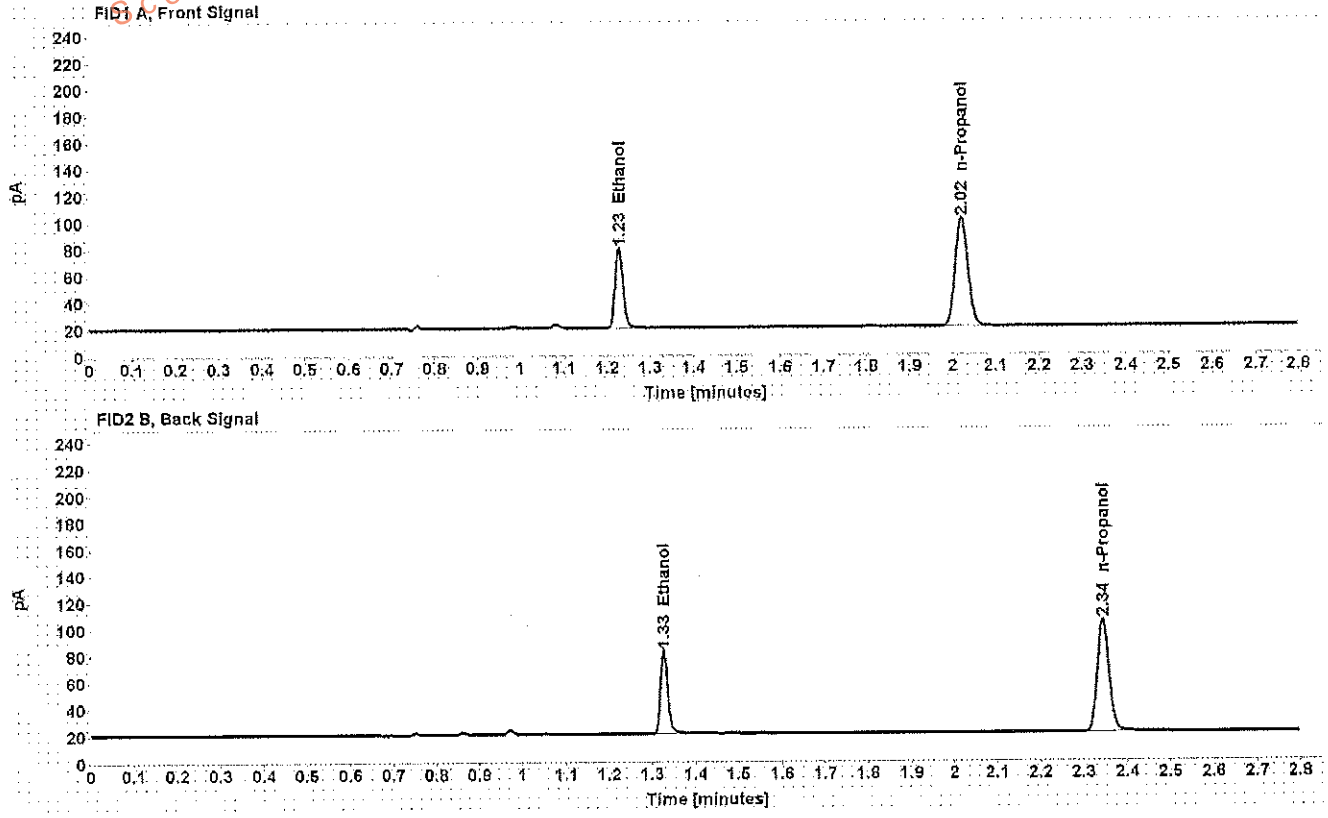


Table 1: FID 1 A (column DB-ALC1)

Compound	Amount (g/100mL)	Time (min)	Peak Area
>Ethanol	0.1288	1.228	76.441
n-Propanol	-----	2.021	166.346

Table 2: FID 2 B (column DB-ALC2)

Compound	Time (min)	Peak Area
Ethanol	1.327	73.560
n-Propanol	2.344	157.401

## Scottsdale Police Department Crime Lab Volatiles Analysis

Sample:	[REDACTED]	Item number:	1162582
Injection date:	7/11/2017 3:07:42 PM	Vial:	77
Method:	ethanol quant.M	Sequence:	11Jul17
Instrument:	US14173023 CN14160045	Analyst:	Adrian
Data file:	C:\Chem32\1\Data\11Jul17\177.D		

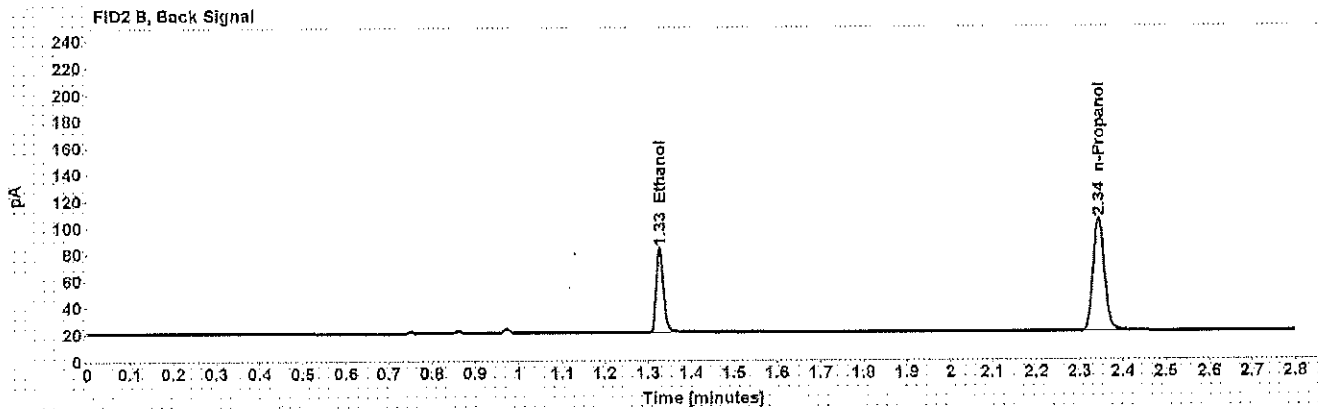
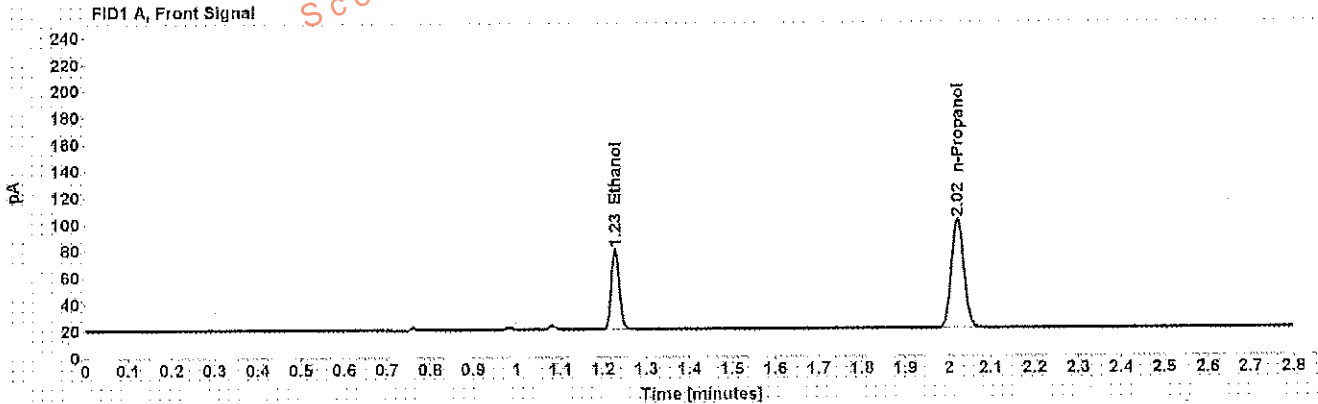


Table 1: FID 1 A (column DB-ALC1)

Compound	Amount (g/100mL)	Time (min)	Peak Area
>Ethanol	0.1292	1.228	77.187
n-Propanol	-----	2.021	167.501

Table 2: FID 2 B (column DB-ALC2)

Compound	Time (min)	Peak Area
Ethanol	1.327	74.020
n-Propanol	2.344	158.969

## Scottsdale Police Department Crime Lab Volatiles Analysis

Sample:	[REDACTED]	Item number:	1163502
Injection date:	7/11/2017 3:11:42 PM	Vial:	78
Method:	ethanol quant.M	Sequence:	11Jul17
Instrument:	US14173023 CN14160045	Analyst:	Adrian
Data file:	C:\Chem32\1\Data\11Jul17\78.D		

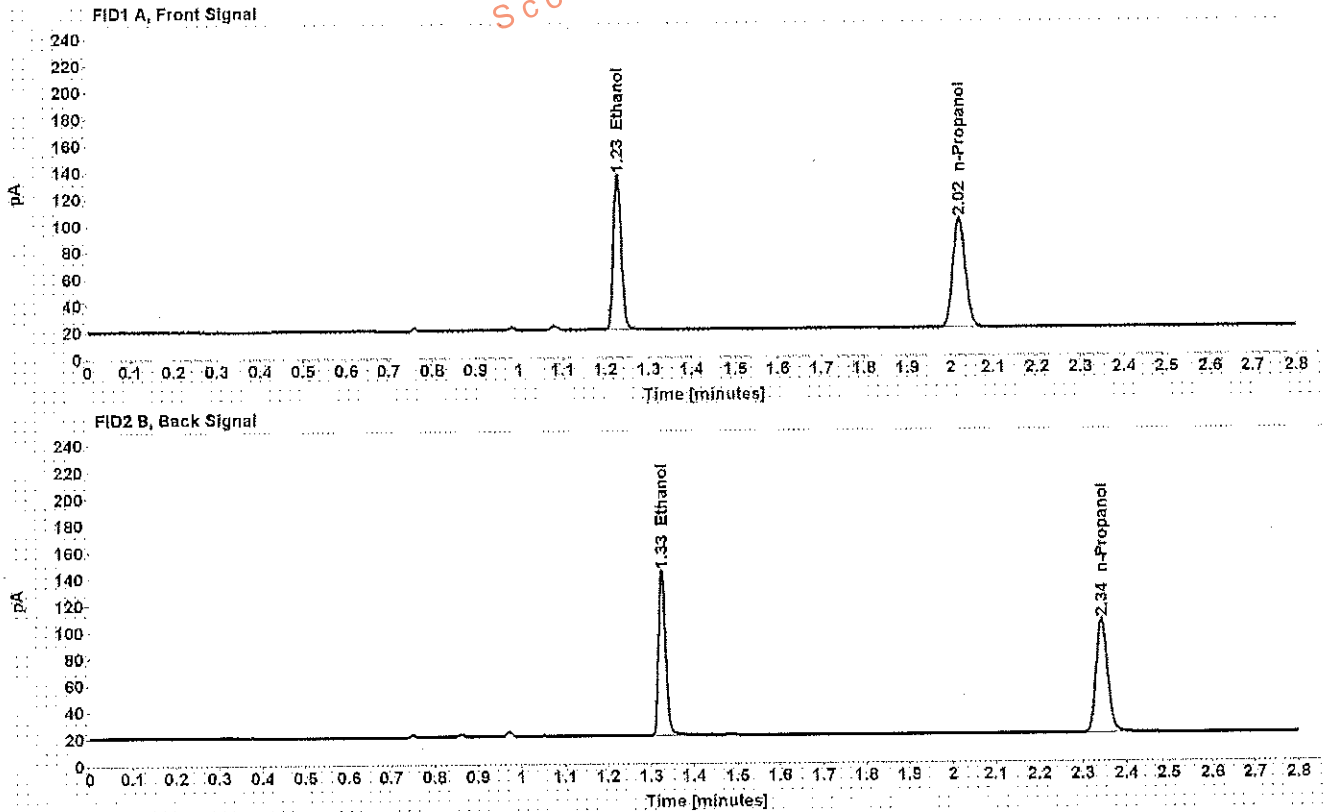


Table 1: FID 1 A (column DB-ALC1)

Compound	Amount (g/100mL)	Time (min)	Peak Area
>Ethanol	0.2491	1.228	149.864
n-Propanol	-----	2.021	167.957

Table 2: FID 2 B (column DB-ALC2)

Compound	Time (min)	Peak Area
Ethanol	1.326	144.768
n-Propanol	2.343	158.470

## Scottsdale Police Department Crime Lab Volatiles Analysis

<b>Sample:</b> [REDACTED]	<b>Item number:</b> 1163502
<b>Injection date:</b> 7/11/2017 3:15:57 PM	<b>Vial:</b> 79
<b>Method:</b> ethanol.quant.M	<b>Sequence:</b> 11Jul17
<b>Instrument:</b> US14173023 CN14160045	<b>Analyst:</b> Adrian
<b>Data file:</b> C:\Chem32\1\Data\11Jul17\79.D	

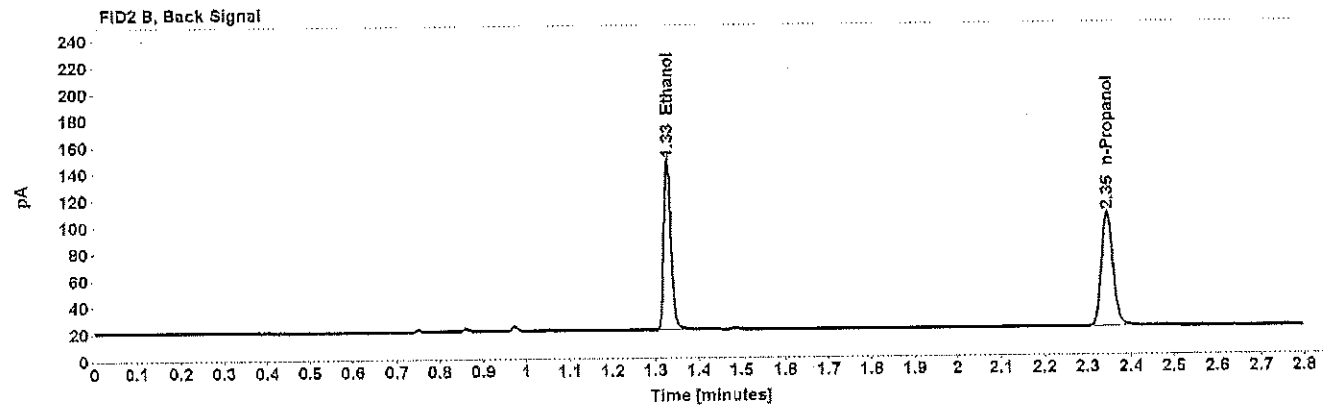
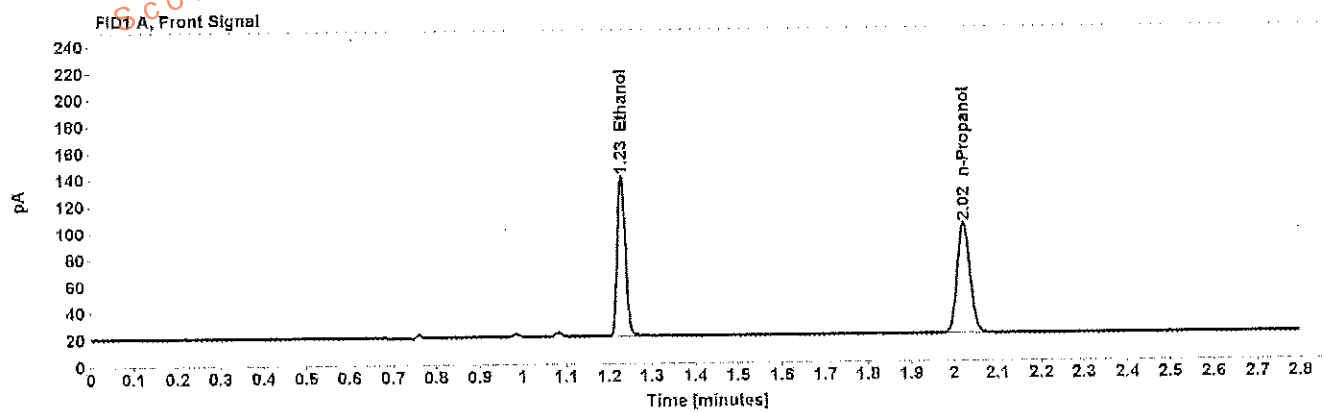


Table 1: FID 1 A (column DB-ALC1)

Compound	Amount (g/100mL)	Time (min)	Peak Area
>Ethanol	0.2550	1.229	154.294
n-Propanol	-----	2.022	168.907

Table 2: FID 2 B (column DB-ALC2)

Compound	Time (min)	Peak Area
Ethanol	1.328	149.198
n-Propanol	2.345	159.762



## Scottsdale Police Department Crime Lab Volatiles Analysis

<b>Sample:</b> [REDACTED]	<b>Item number:</b> 1140216
<b>Injection date:</b> 7/11/2017 3:19:57 PM	<b>Vial:</b> 80
<b>Method:</b> ethanol quant.M	<b>Sequence:</b> 11Jul17
<b>Instrument:</b> US14173023.CN14160045	<b>Analyst:</b> Adrian
<b>Data file:</b> C:\Chem32\11\Data\11Jul17\80.D	

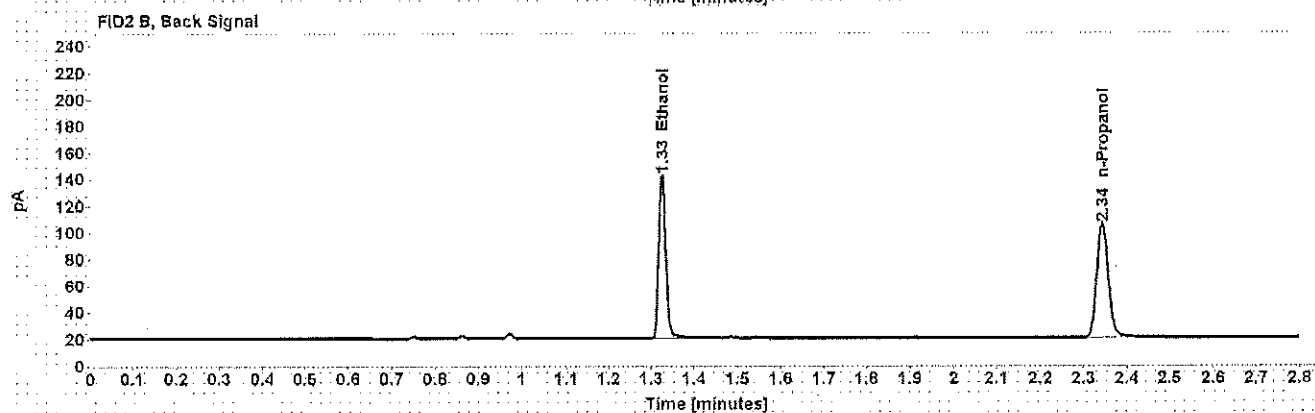
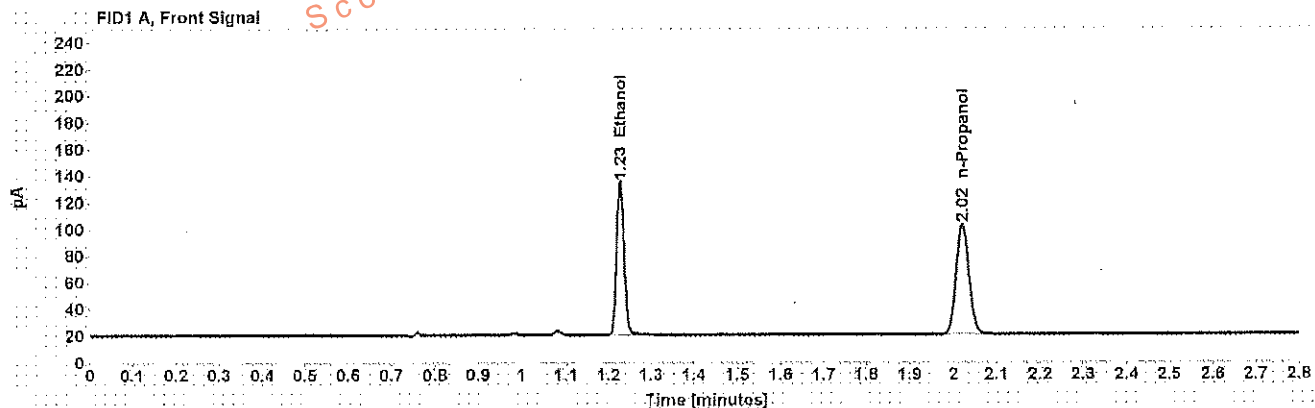


Table 1: FID 1 A (column DB-ALC1)

Compound	Amount (g/100mL)	Time (min)	Peak Area
>Ethanol	0.2451	1.226	147.831
n-Propanol	-----	2.021	168.394

Table 2: FID 2 B (column DB-ALC2)

Compound	Time (min)	Peak Area
Ethanol	1.326	144.093
n-Propanol	2.344	159.515

## Scottsdale Police Department Crime Lab Volatiles Analysis

Dissemination is restricted to Criminal Justice Agencies and authorized Non-C.J. Agencies ONLY. Secondary dissemination to unauthorized agencies is PROHIBITED.  
Scottsdale City Prosecutor

Sample:	[REDACTED]	Item number:	1140216
Injection date:	7/11/2017 3:23:57 PM	Vial:	81
Method:	ethanol quant.M	Sequence:	11Jul17
Instrument:	US14173023 CN14160045	Analyst:	Adrian
Data file:	C:\Chem32\1\Data\11Jul17\81.D		

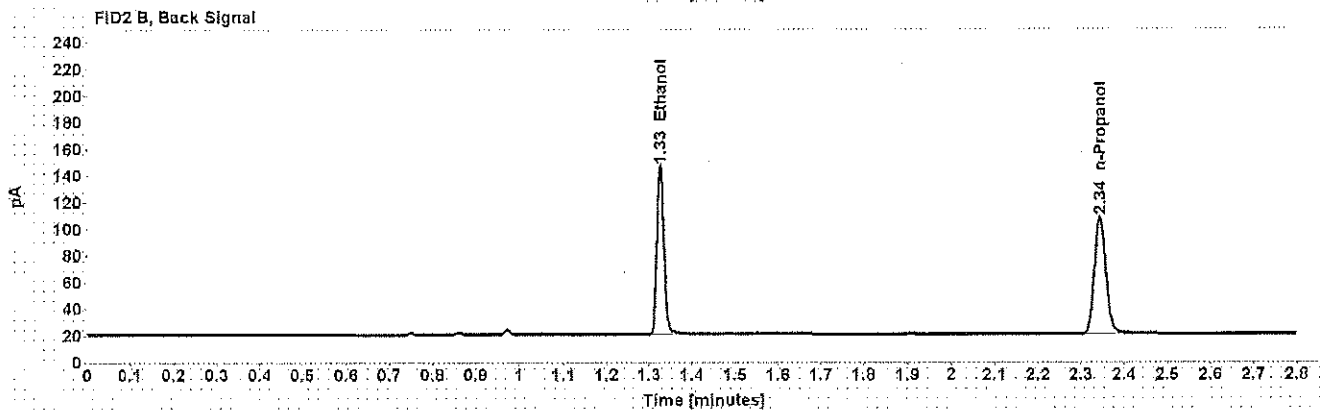
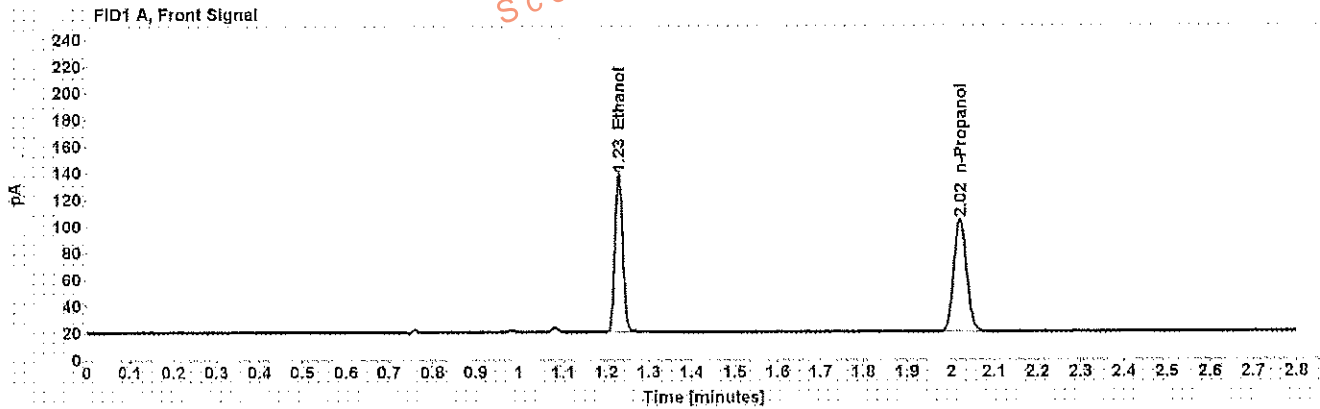


Table 1: FID 1 A (column DB-ALC1)

Compound	Amount (g/100mL)	Time (min)	Peak Area
>Ethanol	0.2467	1.228	152.383
n-Propanol	-----	2.021	172.453

Table 2: FID 2 B (column DB-ALC2)

Compound	Time (min)	Peak Area
Ethanol	1.326	147.224
n-Propanol	2.344	163.818