

SCOTTSDALE POLICE DEPARTMENT CRIME LABORATORY BLOOD ALCOHOL FACE SHEET

ANALYSIS DATE 12/12/2017 SEQUENCE NAME 12Dec17

EQUIPMENT

Pipettor Hamilton ML600EH7497 Hamilton ML600GJ10749
 Gas Chromatograph Agilent US14173023

INSTRUMENT CALIBRATION

Vial 1 0.02 calibrator Lot FN03241604 Coefficient of determination (r²)
 Vial 2 0.10 calibrator Lot FN06181501 0.99996
 Vial 3 0.20 calibrator Lot FN07201502
 Vial 4 0.40 calibrator Lot FN11191402

CALIBRATION VERIFICATION AND RESOLUTION TEST

Vial	Sample	Expected result	Measured result	Manufacturer/lot
5	Blank	Not detected	Not detected	SPD lab 090517
6	Volatiles mixture	6 compounds	6 compounds	SPD lab 020917WLA
7	Aqueous control	0.400 g/dL	0.400 g/dL	Lipomed 08012015-C
8	Aqueous control	0.040 g/dL	0.040 g/dL	Lipomed 09022015-A
9	Blood control	0.198 g/dL	0.199 g/dL	ACQ 407041529/3
20	Aqueous control	0.080 g/dL	0.081 g/dL	Lipomed 28082014-B
31	Aqueous control	0.150 g/dL	0.153 g/dL	Lipomed 09022015-C
42	Blood control	0.198 g/dL	0.199 g/dL	ACQ 407041529/3
53	Aqueous control	0.080 g/dL	0.082 g/dL	Lipomed 28082014-B
64	Aqueous control	0.150 g/dL	0.153 g/dL	Lipomed 09022015-C
75	Blood control	0.198 g/dL	0.200 g/dL	ACQ 407041529/3
86	Aqueous control	0.080 g/dL	0.081 g/dL	Lipomed 28082014-B
95	Aqueous control	0.400 g/dL	0.408 g/dL	Lipomed 08012015-C
96	Aqueous control	0.040 g/dL	0.041 g/dL	Lipomed 09022015-A
97	Blood control	0.198 g/dL	0.200 g/dL	ACQ 407041529/3
98	Blank	Not detected	Not detected	SPD lab 090517

SUBJECT SAMPLES

Subjects in the sequence 39 Subjects requiring reanalysis 0

ADDITIONAL NOTES: Item number last digit was incorrectly transcribed from the request and manually corrected on sequence summary and chromatograms 87 and 88.

Run valid Run invalid WA B1570 12/18/17 Analyst
 Run valid Run invalid KOSECKI 12/18/17 Technical Reviewer

Scottsdale Police Department Crime Laboratory Sequence Quality Assurance Summary

SEQUENCE NAME: 12Dec17

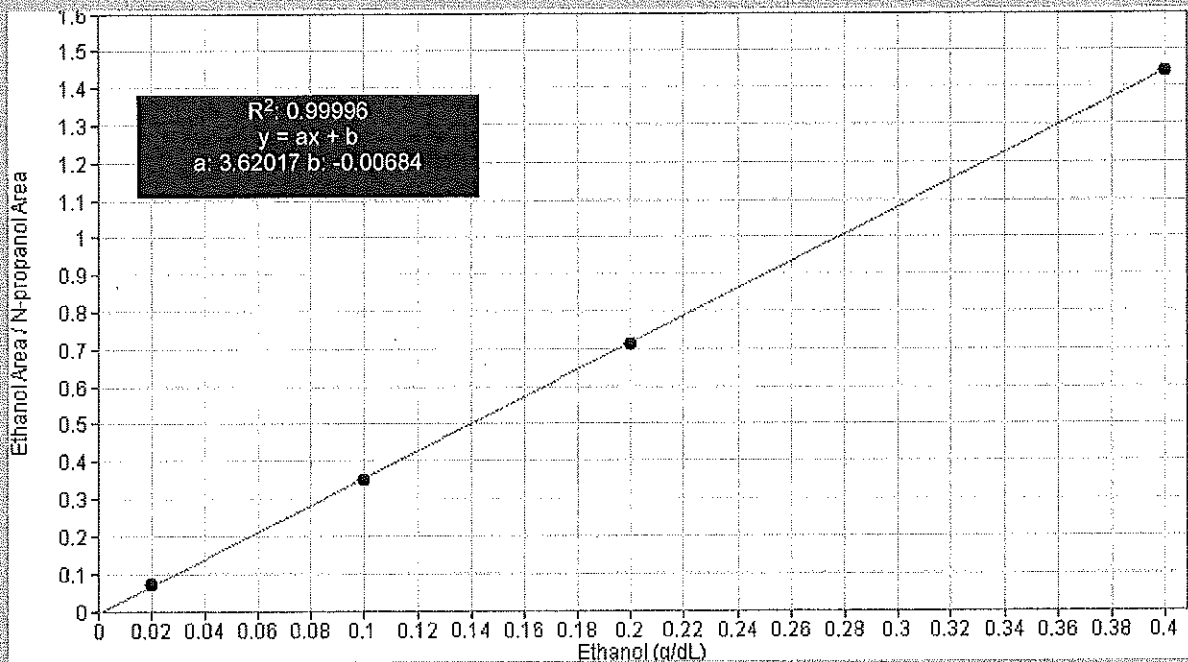
ANALYST: Adrian

WA

Sample Name	Vial	Measured Value (g/dL)	Expected Value (g/dL)	Percent Difference	Absolute Difference (g/dL)
blank 090517	5	negative	negative	-	-
0.400 Lipomed 08012015-C	7	0.400	0.400	0.00	0.000
0.040 Lipomed 09022015-A	8	0.040	0.040	0.00	0.000
0.198 ACQ 407041529/3	9	0.199	0.198	0.51	0.001
0.080 Lipomed 28082014-B	20	0.081	0.080	1.25	0.001
0.150 Lipomed 09022015-C	31	0.153	0.150	2.00	0.003
0.198 ACQ 407041529/3	42	0.199	0.198	0.51	0.001
0.080 Lipomed 28082014-B	53	0.082	0.080	2.50	0.002
0.150 Lipomed 09022015-C	64	0.153	0.150	2.00	0.003
0.198 ACQ 407041529/3	75	0.200	0.198	1.01	0.002
0.080 Lipomed 28082014-B	86	0.081	0.080	1.25	0.001
0.40 Lipomed 08012015-C	95	0.408	0.400	2.00	0.008
0.04 Lipomed 09022015-A	96	0.041	0.040	2.50	0.001
0.198 ACQ 407041529/3	97	0.200	0.198	1.01	0.002
blank 090517	98	negative	negative	-	-

Calibrator	Ethanol Area	N-propanol Area	Ratio
0.020	12.577	181.266	0.069
0.100	61.878	175.303	0.353
0.200	126.161	176.889	0.713
0.400	255.278	176.838	1.444

Calibration Line



Scottsdale Police Department Crime Lab Volatiles Analysis

WA

Sample: 0.020 Cerilliant FN03241604	Item number:
Injection date: 12/12/2017 10:34:12 AM	Vial: 1
Method: ethanol quant.M	Sequence: 12Dec17
Instrument: US14173023 CN14160045	Analyst: Adrian
Data file: C:\Chem32\1\Data\12Dec17\1.D	

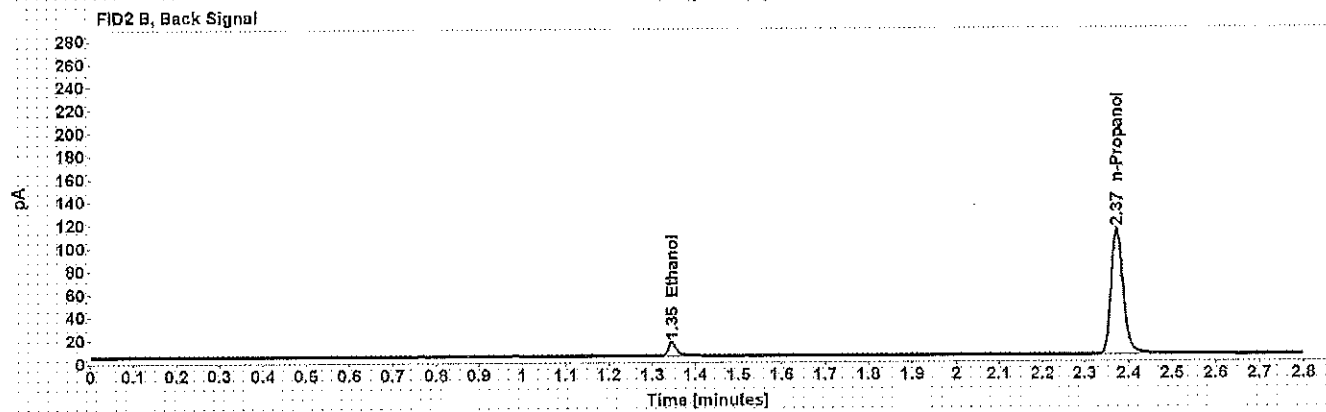
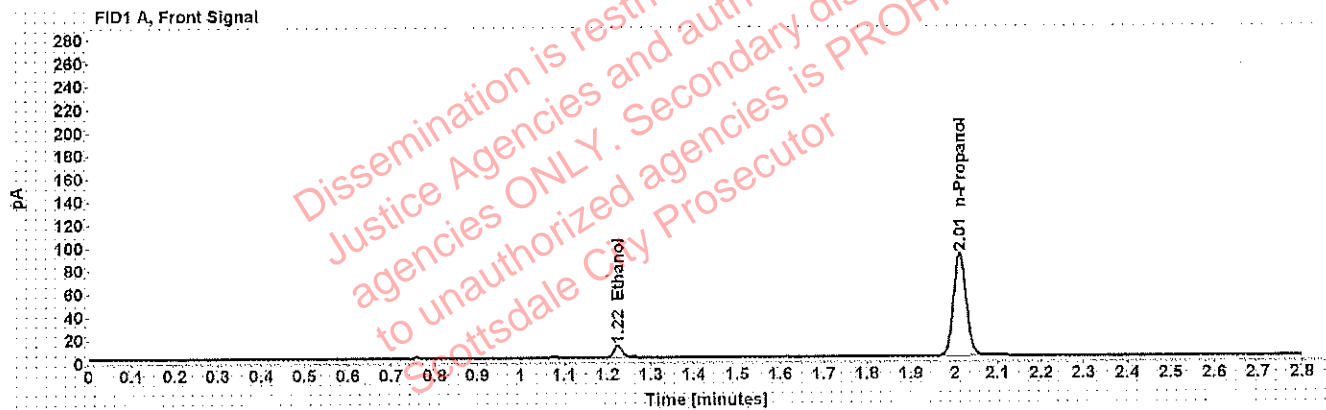


Table 1: FID 1 A (column DB-ALC1)

Compound	Time (min)	Peak Area
Ethanol	1.224	12.577
n-Propanol	2.012	181.266

Table 2: FID 2 B (column DB-ALC2)

Compound	Time (min)	Peak Area
Ethanol	1.345	14.435
n-Propanol	2.374	209.968

Scottsdale Police Department Crime Lab Volatiles Analysis

W/A

Sample: 0.100 Cerilliant FN06181501	Item number:
Injection date: 12/12/2017 10:38:13 AM	Vial: 2
Method: ethanol quant.M	Sequence: 12Dec17
Instrument: US14173023 CN14160045	Analyst: Adrian
Data file: C:\Chem32\1\Data\12Dec17\2.D	

Dissemination is restricted to Criminal Justice Agencies and authorized NCJ-C.J. agencies ONLY. Secondary dissemination to unauthorized agencies is PROHIBITED. Scottsdale City Prosecutor

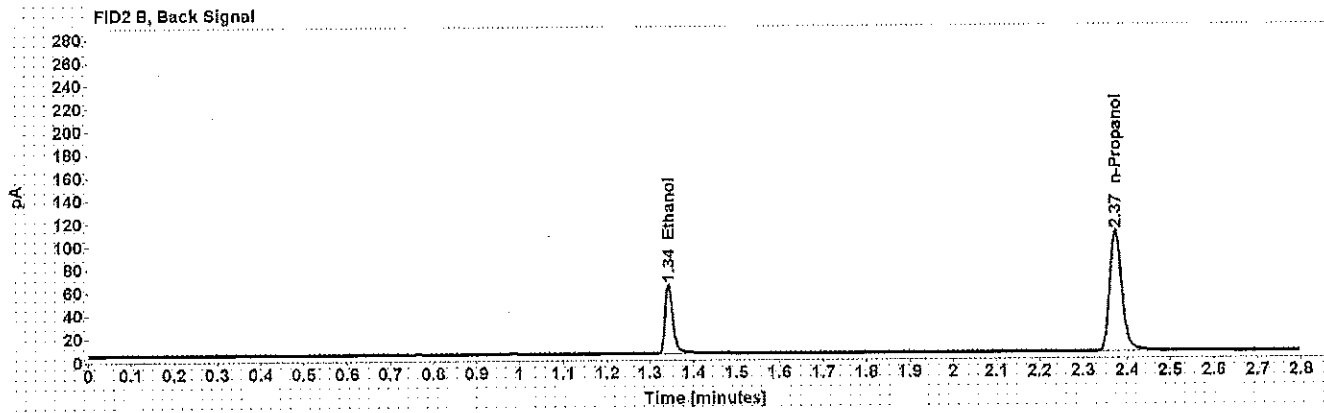
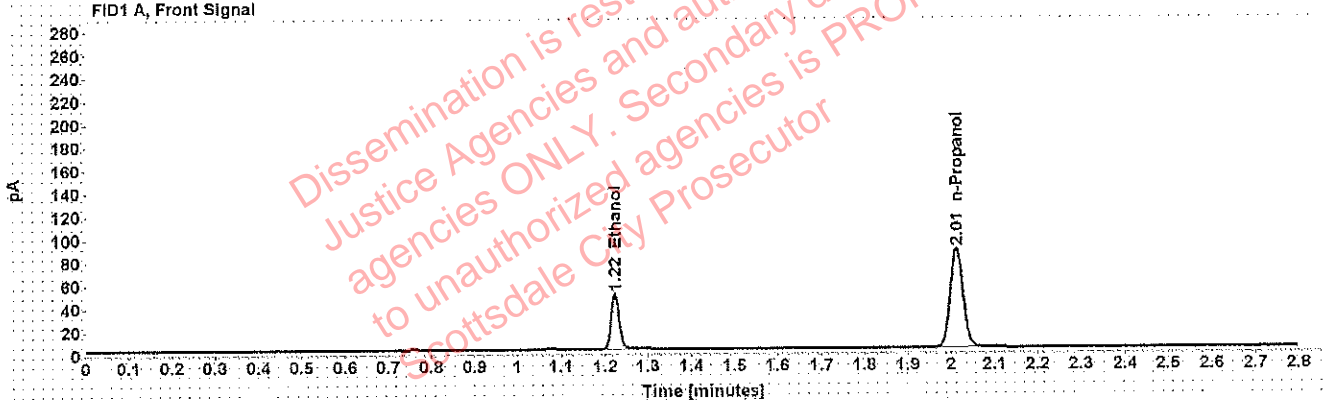


Table 1: FID 1 A (column DB-ALC1)

Compound	Time (min)	Peak Area
Ethanol	1.223	61.878
n-Propanol	2.012	175.303

Table 2: FID 2 B (column DB-ALC2)

Compound	Time (min)	Peak Area
Ethanol	1.343	73.542
n-Propanol	2.374	202.408

Scottsdale Police Department Crime Lab Volatiles Analysis

WA

Sample: 0.200 Cerilliant FN07201502	Item number:
Injection date: 12/12/2017 10:42:12 AM	Vial: 3
Method: ethanol quant.M	Sequence: 12Dec17
Instrument: US14173023 CN14160045	Analyst: Adrian
Data file: C:\Chem32\1\Data\12Dec17\3.D	

Dissemination is restricted to Criminal Justice Agencies and authorized NCJ-C.J. agencies ONLY. Secondary dissemination to unauthorized agencies is PROHIBITED. Scottsdale City Prosecutor

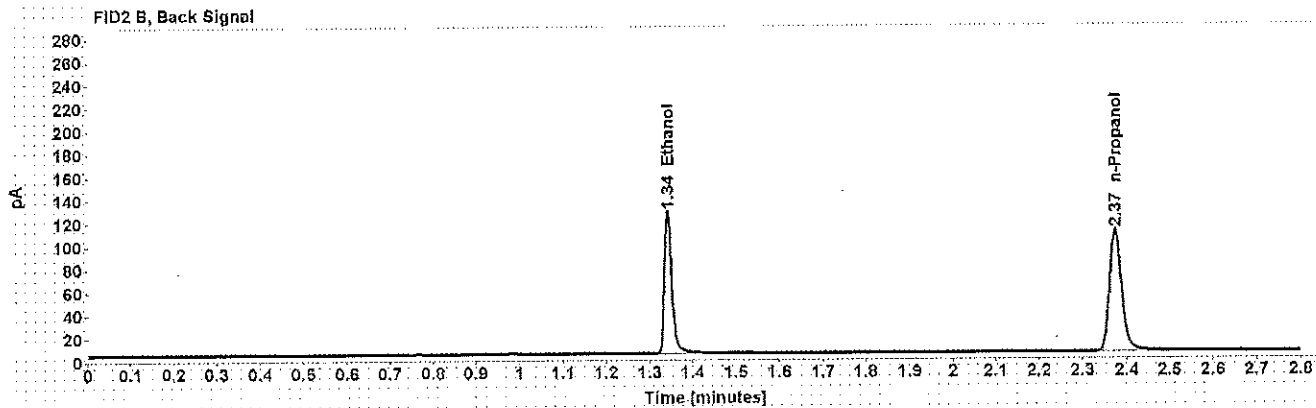
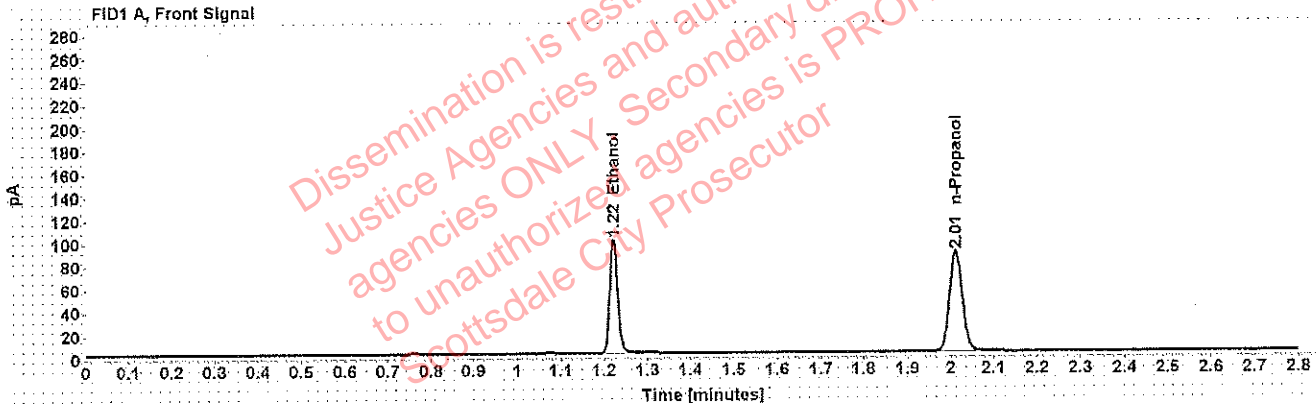


Table 1: FID 1 A (column DB-ALC1)

Compound	Time (min)	Peak Area
Ethanol	1.222	126.161
n-Propanol	2.012	176.889

Table 2: FID 2 B (column DB-ALC2)

Compound	Time (min)	Peak Area
Ethanol	1.343	150.182
n-Propanol	2.374	204.368

Scottsdale Police Department Crime Lab Volatiles Analysis

WA

Sample: 0.400 Cerilliant FN11191402	Item number:
Injection date: 12/12/2017 10:46:12 AM	Vial: 4
Method: ethanol quant.M	Sequence: 12Dec17
Instrument: US14173023 CN14160045	Analyst: Adrian
Data file: C:\Chem321\1\Data\12Dec17\4.D	

Dissemination is restricted to Criminal Justice Agencies and authorized NOI-C.J. agencies ONLY. Secondary dissemination to unauthorized agencies is PROHIBITED. Scottsdale City Prosecutor

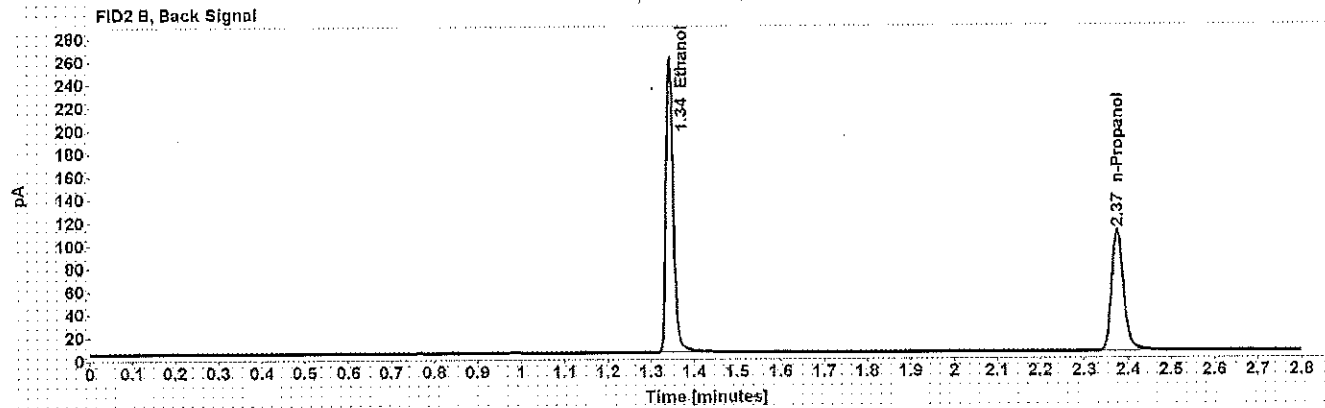
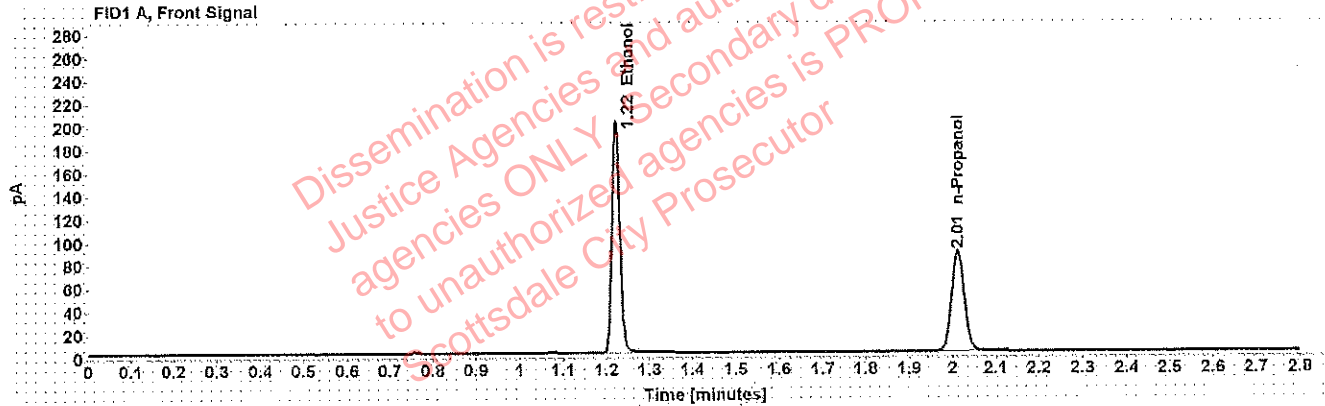


Table 1: FID 1 A (column DB-ALC1)

Compound	Time (min)	Peak Area
Ethanol	1.222	255.278
n-Propanol	2.012	176.838

Table 2: FID 2 B (column DB-ALC2)

Compound	Time (min)	Peak Area
Ethanol	1.343	305.685
n-Propanol	2.375	204.372

Scottsdale Police Department Crime Lab Volatiles Analysis

WA

Sample: blank 090517	Item number:
Injection date: 12/12/2017 10:50:12 AM	Vial: 5
Method: ethanol quant.M	Sequence: 12Dec17
Instrument: US14173023 CN14160045	Analyst: Adrian
Data file: C:\Chem32\11\Data\12Dec17\5.D	

Dissemination is restricted to Criminal Justice Agencies and authorized NCJ-C.J. agencies ONLY. Secondary dissemination to unauthorized agencies is PROHIBITED. Scottsdale City Prosecutor

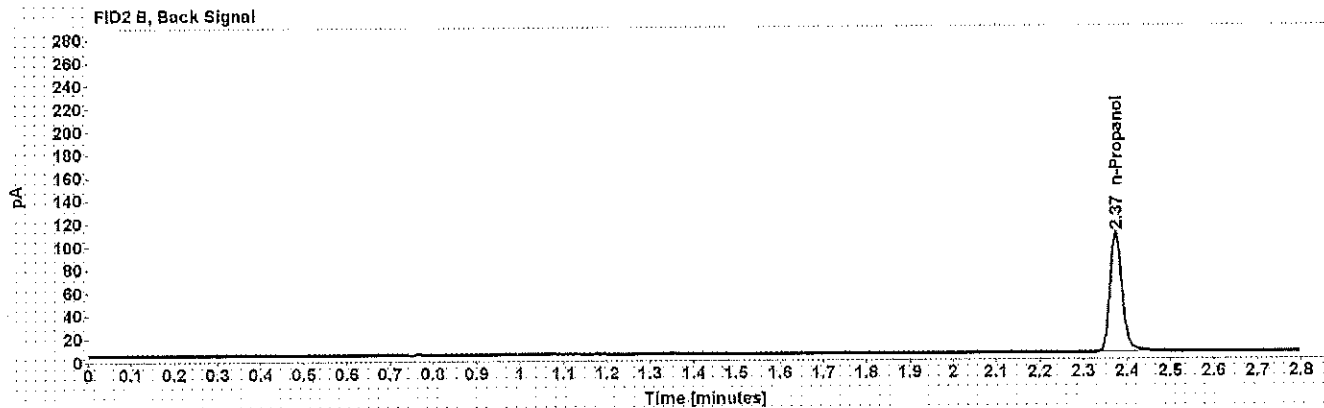
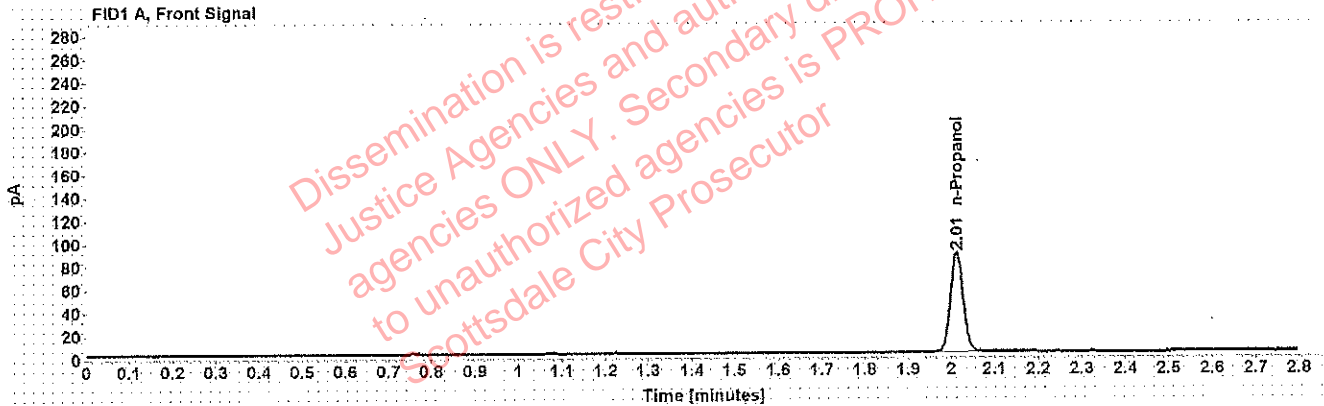


Table 1: FID 1 A (column DB-ALC1)

Compound	Amount (g/100mL)	Time (min)	Peak Area
n-Propanol	-----	2.012	175.405

Table 2: FID 2 B (column DB-ALC2)

Compound	Time (min)	Peak Area
n-Propanol	2.374	201.652

Scottsdale Police Department Crime Lab Volatiles Analysis

WA

Sample: volatiles mix 020917 WLA	Item number:
Injection date: 12/12/2017 10:54:12 AM	Vial: 6
Method: ethanol quant.M	Sequence: 12Dec17
Instrument: US14173023 CN14160045	Analyst: Adrian
Data file: C:\Chem32\1\Data\12Dec17\6.D	

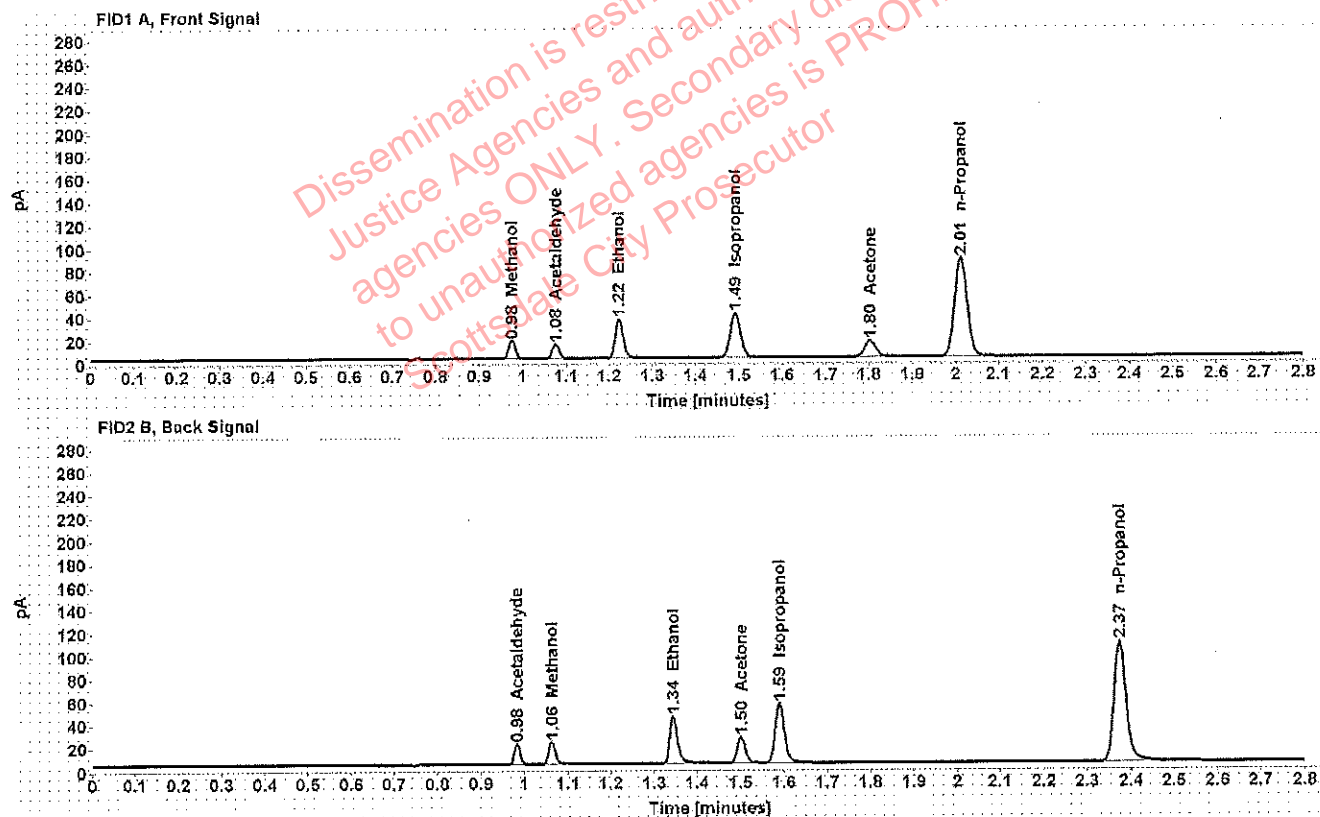


Table 1: FID 1 A (column DB-ALC1)

Compound	Amount (g/100mL)	Time (min)	Peak Area
Methanol	-----	0.975	17.388
Acetaldehyde	-----	1.076	13.295
>Ethanol	0.0705	1.223	43.570
Isopropanol	-----	1.492	63.149
Acetone	-----	1.802	25.067
n-Propanol	-----	2.012	175.420

Table 2: FID 2 B (column DB-ALC2)

Compound	Time (min)	Peak Area
Acetaldehyde	0.983	16.602
Methanol	1.063	20.788
Ethanol	1.344	50.649
Acetone	1.501	28.651
Isopropanol	1.589	75.860
n-Propanol	2.374	202.822

Scottsdale Police Department Crime Lab Volatiles Analysis

WA

Sample: 0.400 Lipomed 08012015-C	Item number:
Injection date: 12/12/2017 10:58:30 AM	Vial: 7
Method: ethanol quant.M	Sequence: 12Dec17
Instrument: US14173023 CN14160045	Analyst: Adrian
Data file: C:\Chem32\1\Data\12Dec17\7.D	

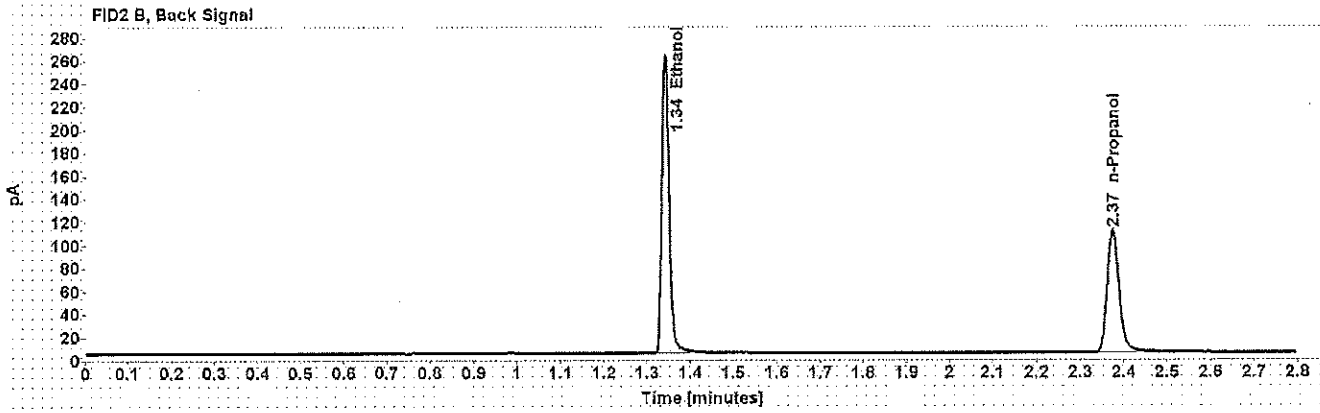
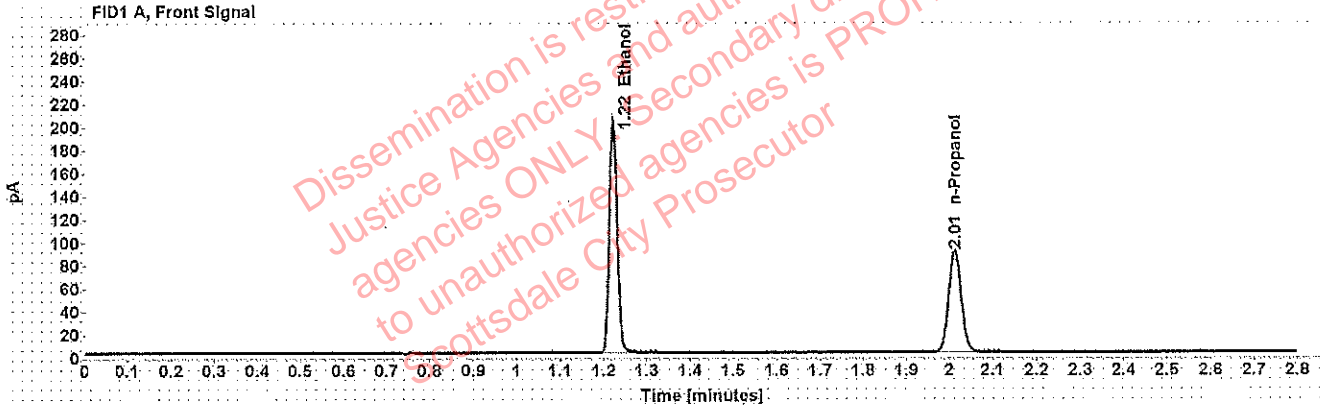


Table 1: FID 1 A (column DB-ALC1)

Compound	Amount (g/100mL)	Time (min)	Peak Area
>Ethanol	0.4007	1.222	258.902
n-Propanol	-----	2.012	179.343

Table 2: FID 2 B (column DB-ALC2)

Compound	Time (min)	Peak Area
Ethanol	1.342	309.793
n-Propanol	2.375	207.327

Scottsdale Police Department Crime Lab Volatiles Analysis

WA

Sample: 0.040 Lipomed 09022015-A	Item number:
Injection date: 12/12/2017 11:02:27 AM	Vial: 8
Method: ethanol quant.M	Sequence: 12Dec17
Instrument: US14173023 CN14160045	Analyst: Adrian
Data file: C:\Chem32\1\Data\12Dec17\8.D	

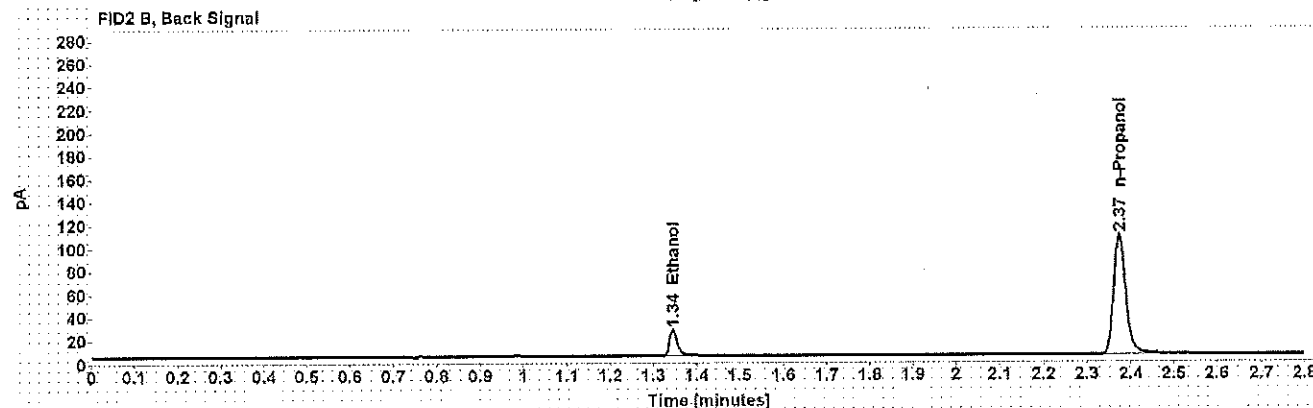
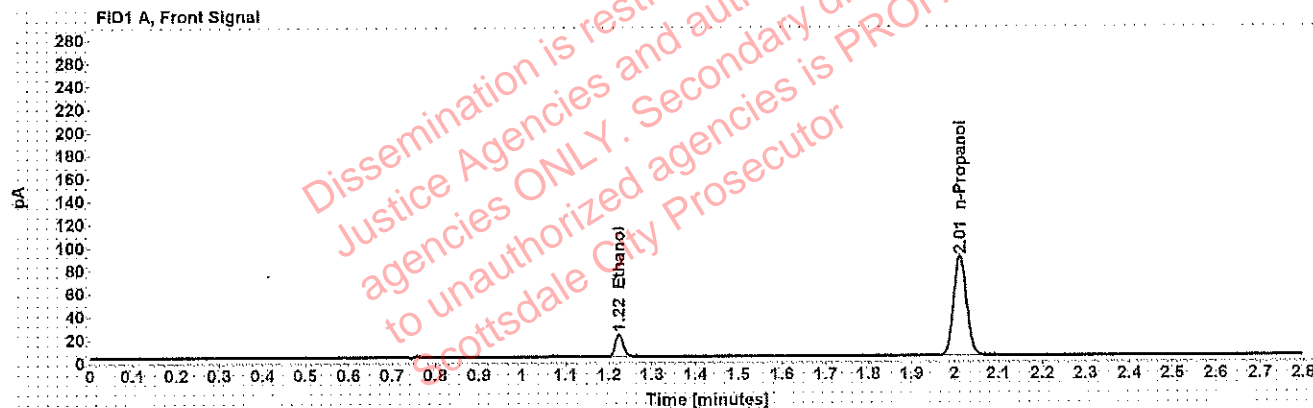


Table 1: FID 1 A (column DB-ALC1)

Compound	Amount (g/100mL)	Time (min)	Peak Area
>Ethanol	0.0406	1.224	24.645
n-Propanol	-----	2.012	175.763

Table 2: FID 2 B (column DB-ALC2)

Compound	Time (min)	Peak Area
Ethanol	1.345	28.347
n-Propanol	2.374	202.469

Scottsdale Police Department Crime Lab Volatiles Analysis

WA

Sample: 0.198 ACQ 407041529/3	Item number:
Injection date: 12/12/2017 11:06:27 AM	Vial: 9
Method: ethanol quant.M	Sequence: 12Dec17
Instrument: US14173023 CN14160045	Analyst: Adrian
Data file: C:\Chem32\1\Data\12Dec17\9.D	

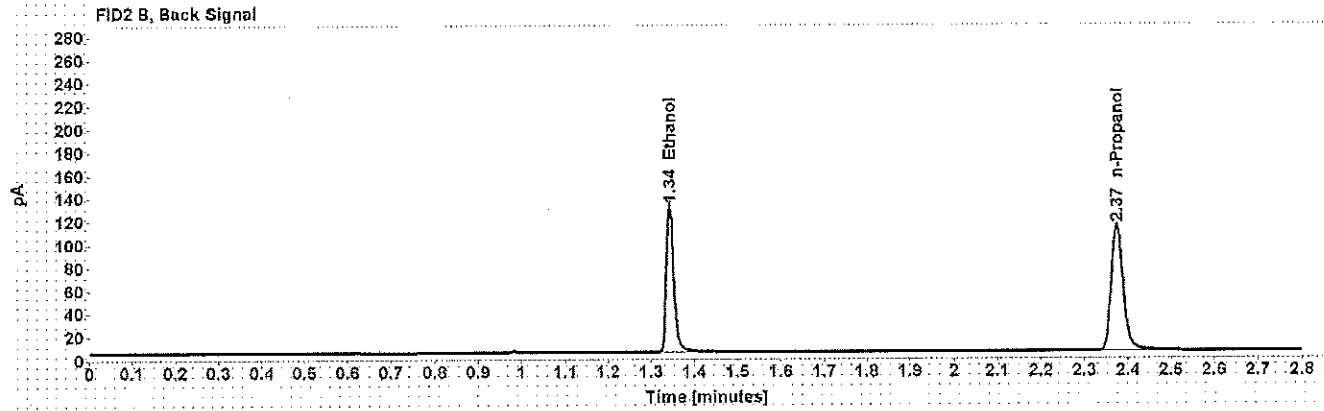
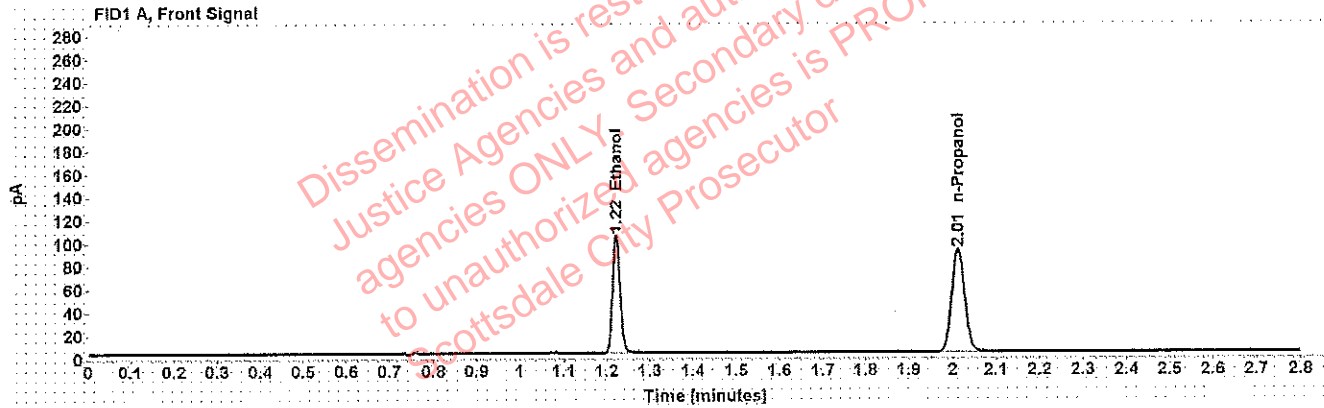


Table 1: FID 1 A (column DB-ALC1)

Compound	Amount (g/100mL)	Time (min)	Peak Area
>Ethanol	0.1992	1.223	130.767
n-Propanol	-----	2.013	183.076

Table 2: FID 2 B (column DB-ALC2)

Compound	Time (min)	Peak Area
Ethanol	1.343	155.041
n-Propanol	2.375	211.301

Scottsdale Police Department Crime Lab Volatiles Analysis

WFA

Sample: 0.080 Lipomed 28082014-B	Item number:
Injection date: 12/12/2017 11:50:57 AM	Vial: 20
Method: ethanol quant.M	Sequence: 12Dec17
Instrument: US14173023 CN14160045	Analyst: Adrian
Data file: C:\Chem32\1\Data\12Dec17\20.D	

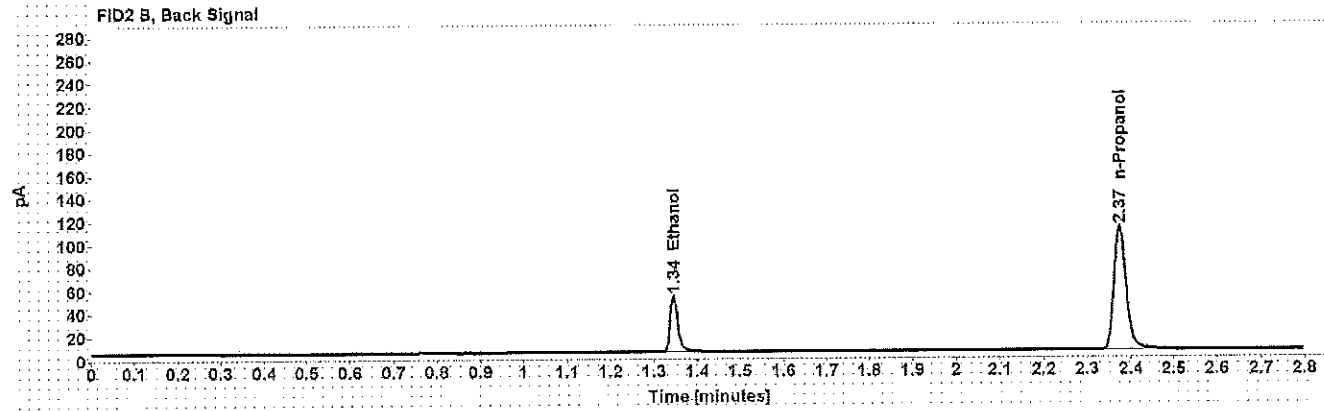
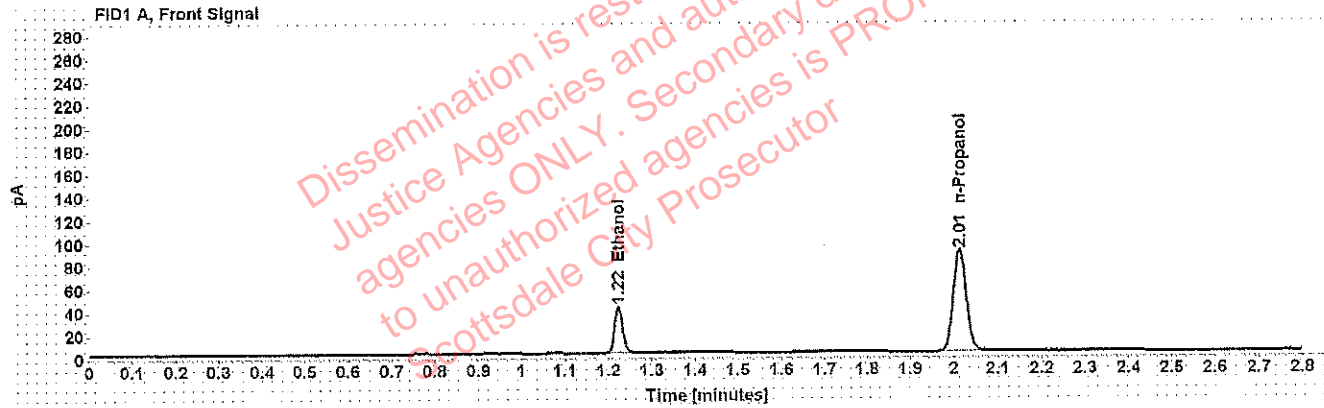


Table 1: FID 1 A (column DB-ALC1)

Compound	Amount (g/100mL)	Time (min)	Peak Area
>Ethanol	0.0813	1.223	51.611
n-Propanol	-----	2.013	179.547

Table 2: FID 2 B (column DB-ALC2)

Compound	Time (min)	Peak Area
Ethanol	1.345	60.329
n-Propanol	2.375	207.885

Scottsdale Police Department Crime Lab Volatiles Analysis

WAB

Sample: 0.150 Lipomed 09022015-C	Item number:
Injection date: 12/12/2017 12:35:27 PM	Vial: 31
Method: ethanol quant.M	Sequence: 12Dec17
Instrument: US14173023 CN14160045	Analyst: Adrian
Data file: C:\Chem32\1\Data\12Dec17\31.D	

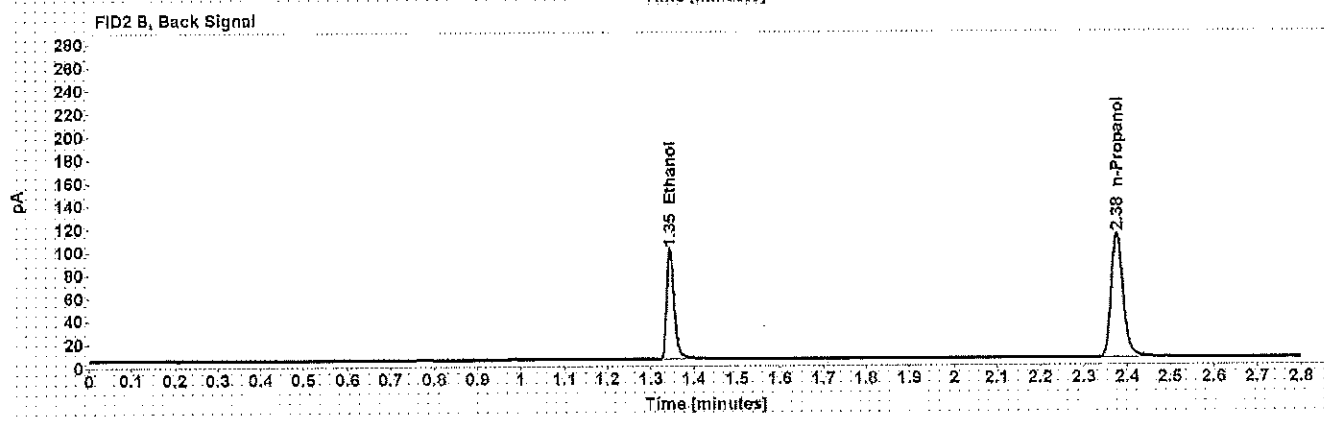
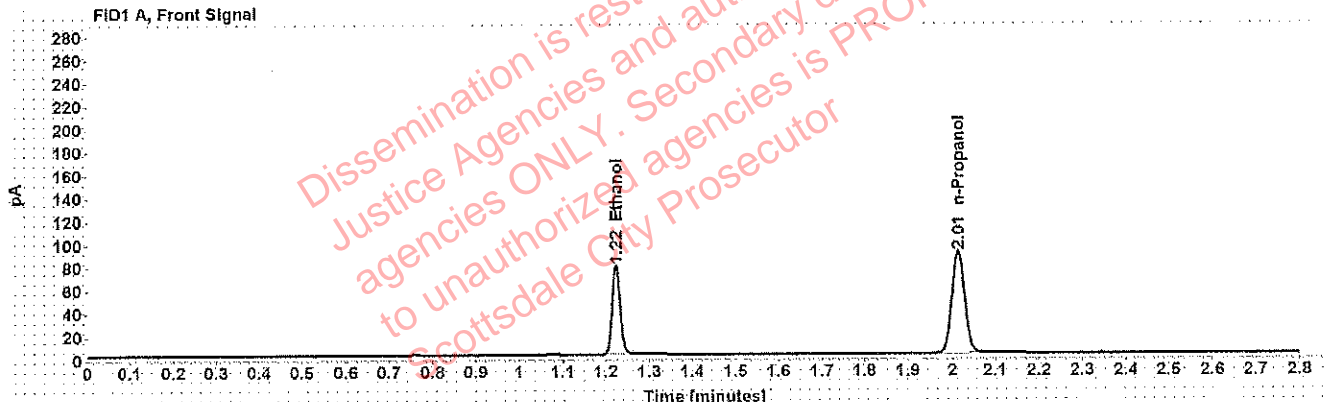


Table 1: FID 1 A (column DB-ALC1)

Compound	Amount (g/100mL)	Time (min)	Peak Area
>Ethanol	0.1531	1.224	98.607
n-Propanol	-----	2.013	180.175

Table 2: FID 2 B (column DB-ALC2)

Compound	Time (min)	Peak Area
Ethanol	1.345	116.745
n-Propanol	2.376	209.366

Scottsdale Police Department Crime Lab Volatiles Analysis

WA

Sample: 0.198 ACQ 407041529/3	Item number:
Injection date: 12/12/2017 1:19:44 PM	Vial: 42
Method: ethanol quant.M	Sequence: 12Dec17
Instrument: US14173023 CN14160045	Analyst: Adrian
Data file: C:\Chem32\1\Data\12Dec17\42.D	

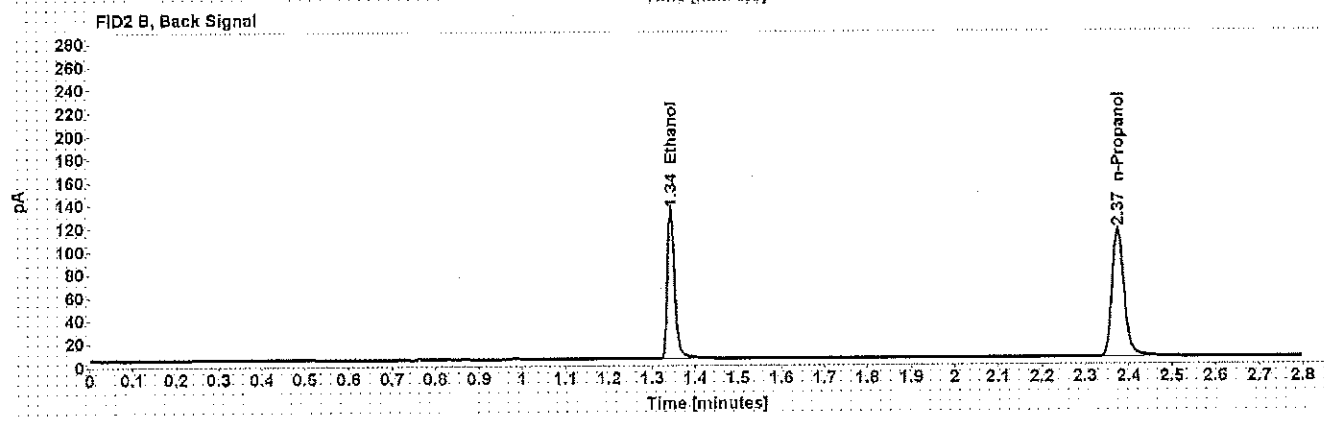
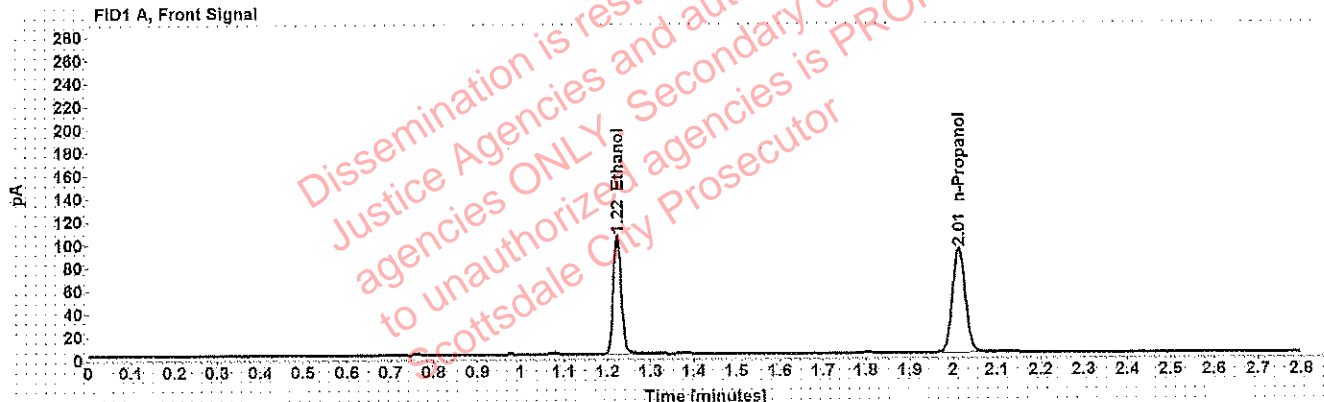


Table 1: FID 1 A (column DB-ALC1)

Compound	Amount (g/100mL)	Time (min)	Peak Area
>Ethanol	0.1996	1.223	132.077
n-Propanol	-----	2.013	184.575

Table 2: FID 2 B (column DB-ALC2)

Compound	Time (min)	Peak Area
Ethanol	1.343	157.342
n-Propanol	2.375	214.730

Scottsdale Police Department Crime Lab Volatiles Analysis

WA

Sample: 0.080 Lipomed 28082014-B	Item number:
Injection date: 12/12/2017 2:04:12 PM	Vial: 53
Method: ethanol quant.M	Sequence: 12Dec17
Instrument: US14173023 CN14160045	Analyst: Adrian
Data file: C:\Chem32\1\Data\12Dec17\53.D	

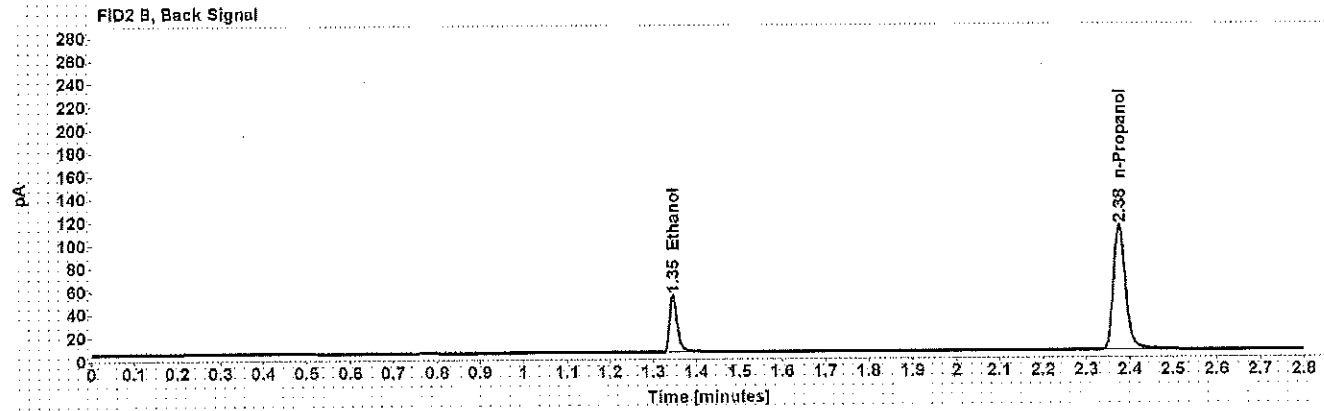
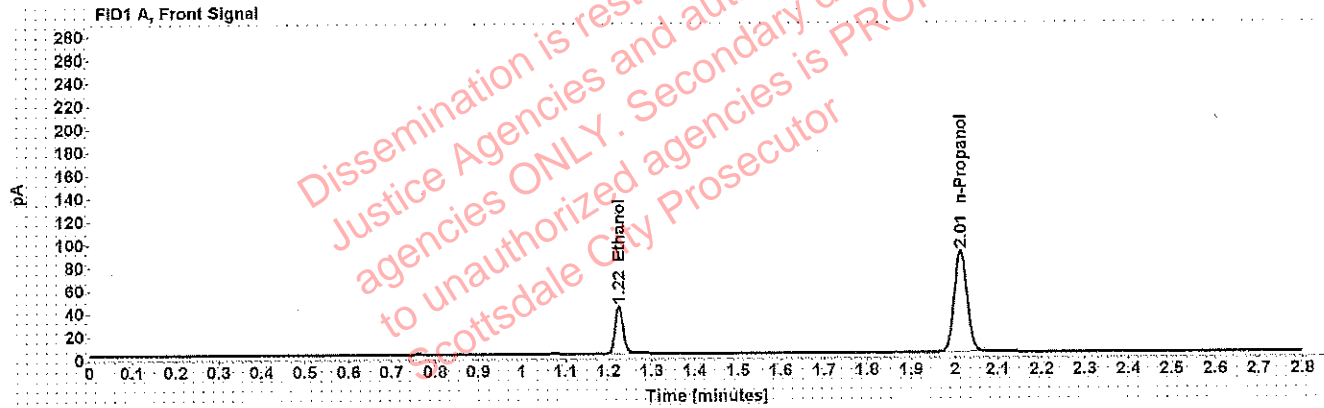


Table 1: FID 1 A (column DB-ALC1)

Compound	Amount (g/100mL)	Time (min)	Peak Area
>Ethanol	0.0822	1.224	52.363
n-Propanol	-----	2.013	180.102

Table 2: FID 2 B (column DB-ALC2)

Compound	Time (min)	Peak Area
Ethanol	1.346	61.857
n-Propanol	2.376	209.750

Scottsdale Police Department Crime Lab Volatiles Analysis

WA

Sample: 0.150 Lipomed 09022015-C	Item number:
Injection date: 12/12/2017 2:48:42 PM	Vial: 64
Method: ethanol quant.M	Sequence: 12Dec17
Instrument: US14173023 CN14160045	Analyst: Adrian
Data file: C:\Chem32\1\Data\12Dec17\64.D	

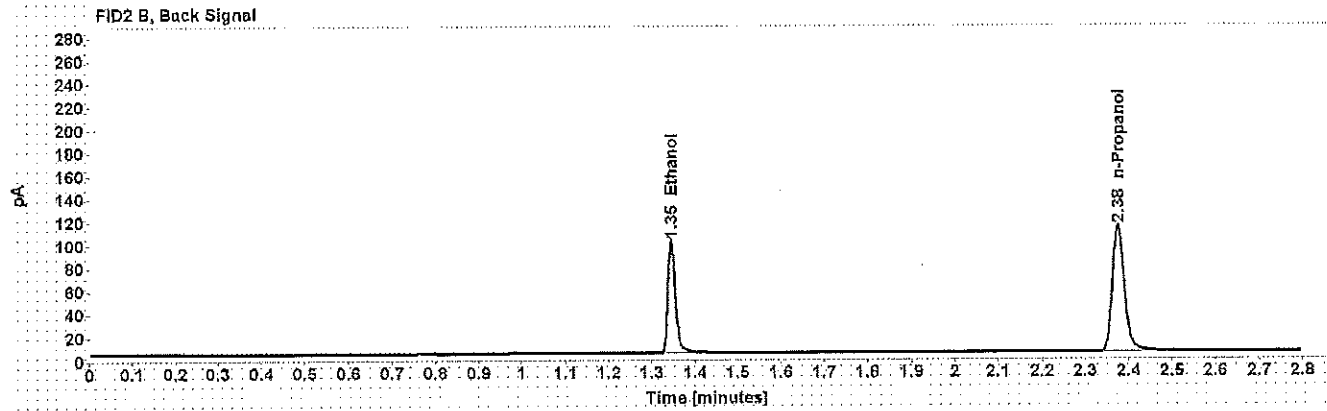
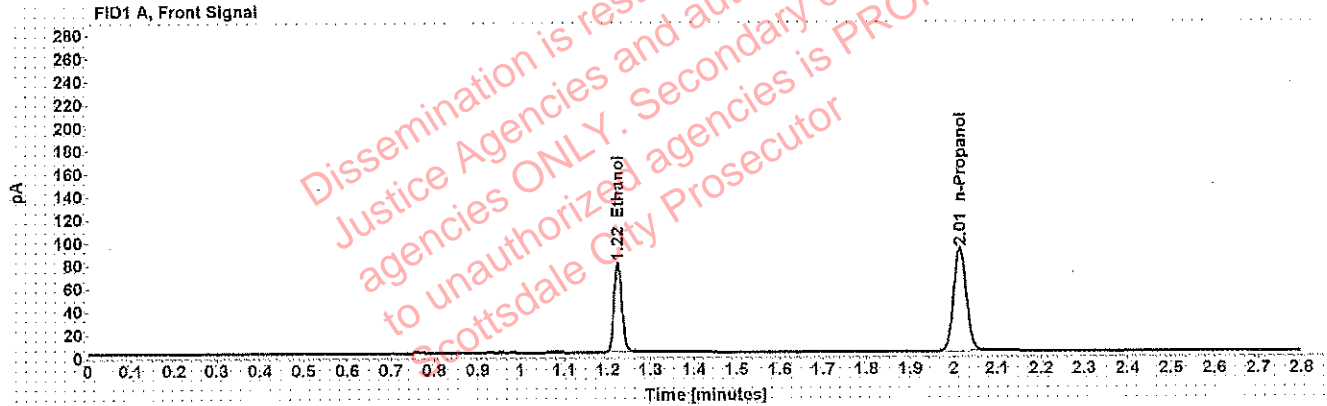


Table 1: FID 1 A (column DB-ALC1)

Compound	Amount (g/100mL)	Time (min)	Peak Area
>Ethanol	0.1539	1.224	99.790
n-Propanol	-----	2.013	181.391

Table 2: FID 2 B (column DB-ALC2)

Compound	Time (min)	Peak Area
Ethanol	1.345	118.847
n-Propanol	2.376	211.950

Scottsdale Police Department Crime Lab Volatiles Analysis

WA

Sample: 0.198 ACQ 407041529/3	Item number:
Injection date: 12/12/2017 3:33:12 PM	Vial: 75
Method: ethanol quant.M	Sequence: 12Dec17
Instrument: US14173023 CN14160045	Analyst: Adrian
Data file: C:\Chem32\1\Data\12Dec17\75.D	

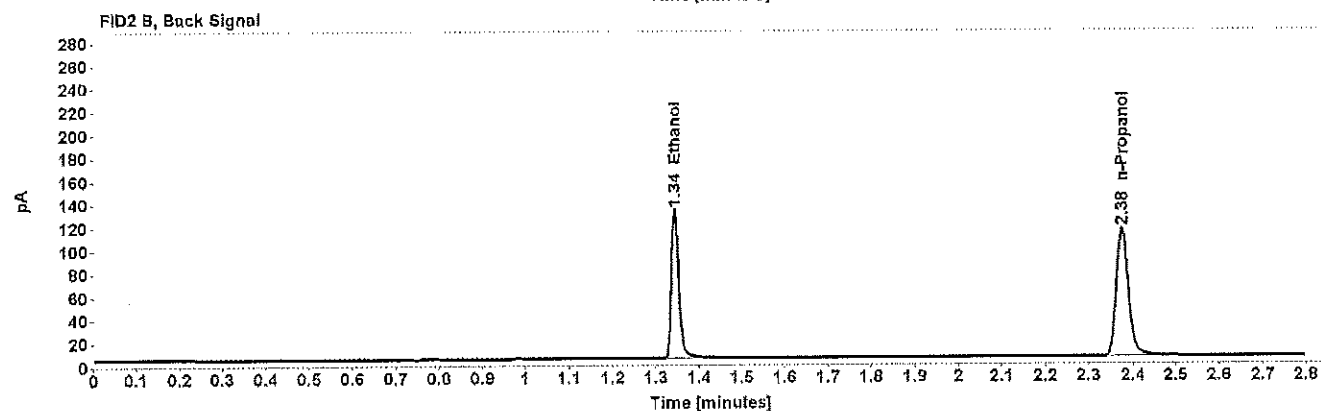
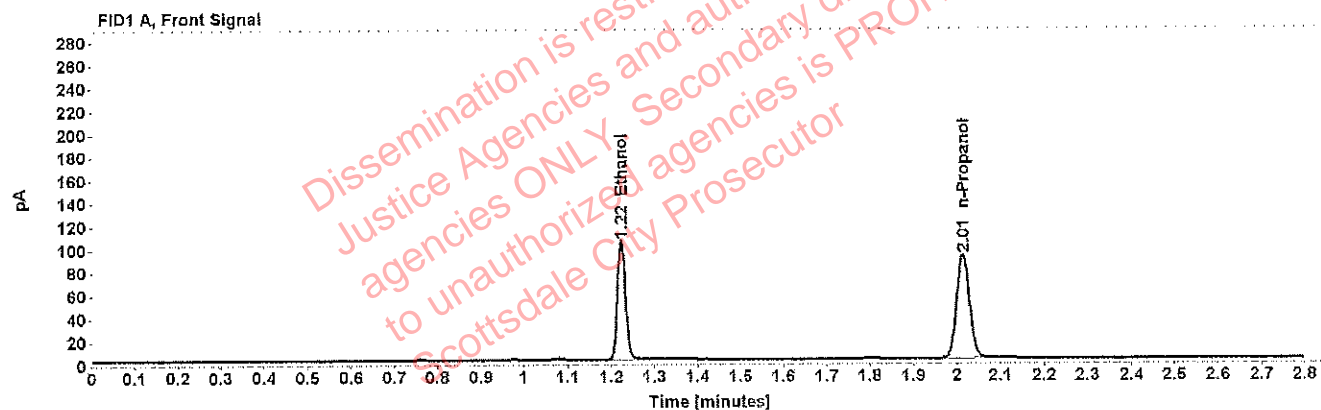


Table 1: FID 1 A (column DB-ALC1)

Compound	Amount (g/100mL)	Time (min)	Peak Area
>Ethanol	0.2006	1.223	131.839
n-Propanol	-----	2.013	183.287

Table 2: FID 2 B (column DB-ALC2)

Compound	Time (min)	Peak Area
Ethanol	1.344	157.563
n-Propanol	2.376	214.567

Scottsdale Police Department Crime Lab Volatiles Analysis

WA

Sample: 0.080 Lipomed 28082014-B	Item number:
Injection date: 12/12/2017 4:17:43 PM	Vial: 86
Method: ethanol quant.M	Sequence: 12Dec17
Instrument: US14173023 CN14160045	Analyst: Adrian
Data file: C:\Chem32\1\Data\12Dec17\86.D	

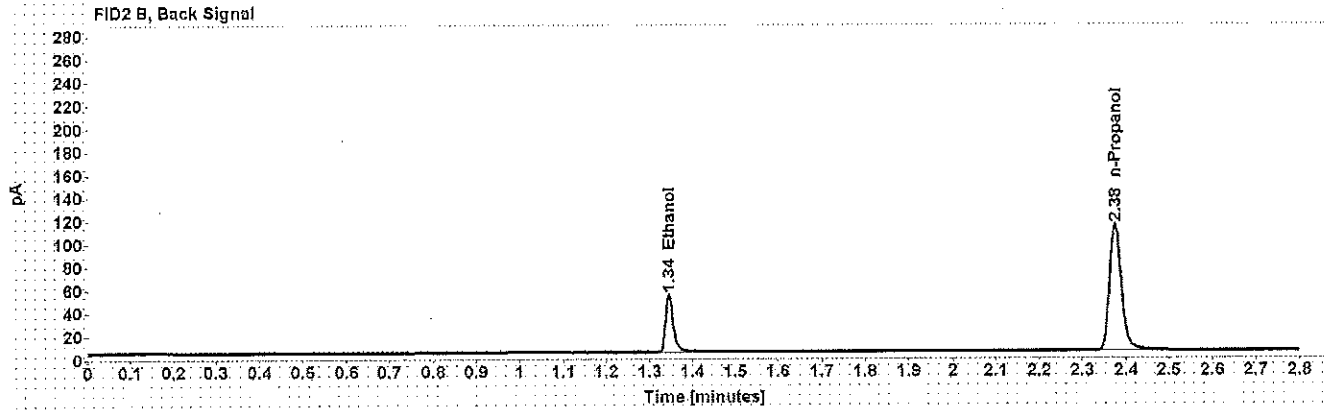
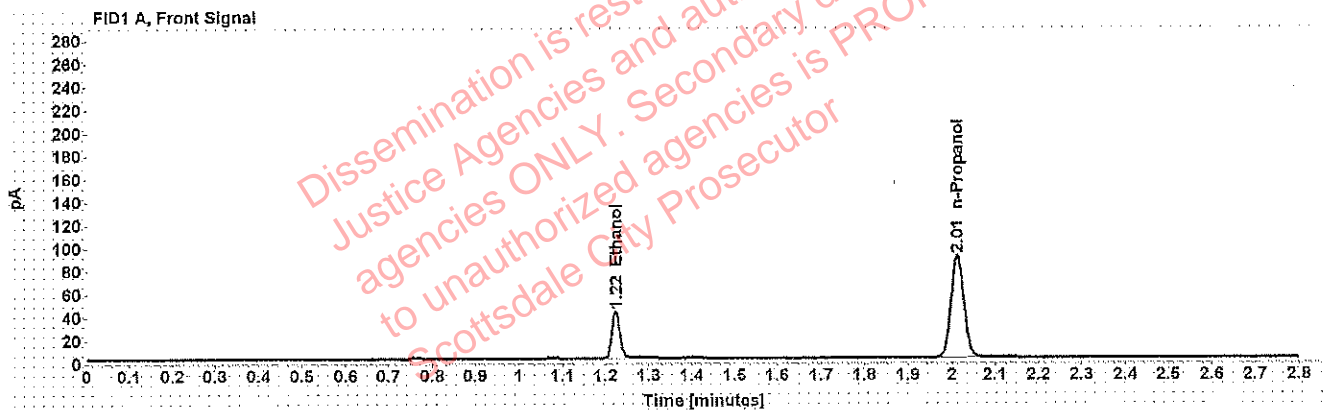


Table 1: FID 1 A (column DB-ALC1)

Compound	Amount (g/100mL)	Time (min)	Peak Area
>Ethanol	0.0817	1.223	52.351
n-Propanol	-----	2.013	181.123

Table 2: FID 2 B (column DB-ALC2)

Compound	Time (min)	Peak Area
Ethanol	1.345	62.208
n-Propanol	2.375	212.455

Scottsdale Police Department Crime Lab Volatiles Analysis

WA

Sample: 0.40 Lipomed 08012015-C	Item number:
Injection date: 12/12/2017 4:53:58 PM	Vial: 95
Method: ethanol quant.M	Sequence: 12Dec17
Instrument: US14173023 CN14160045	Analyst: Adrian
Data file: C:\Chem32\1\Data\12Dec17\95.D	

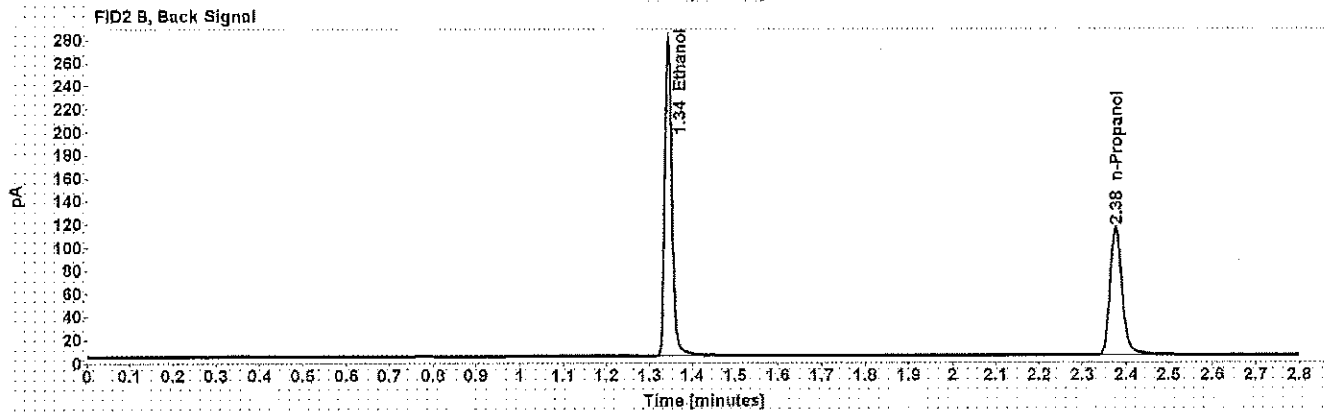
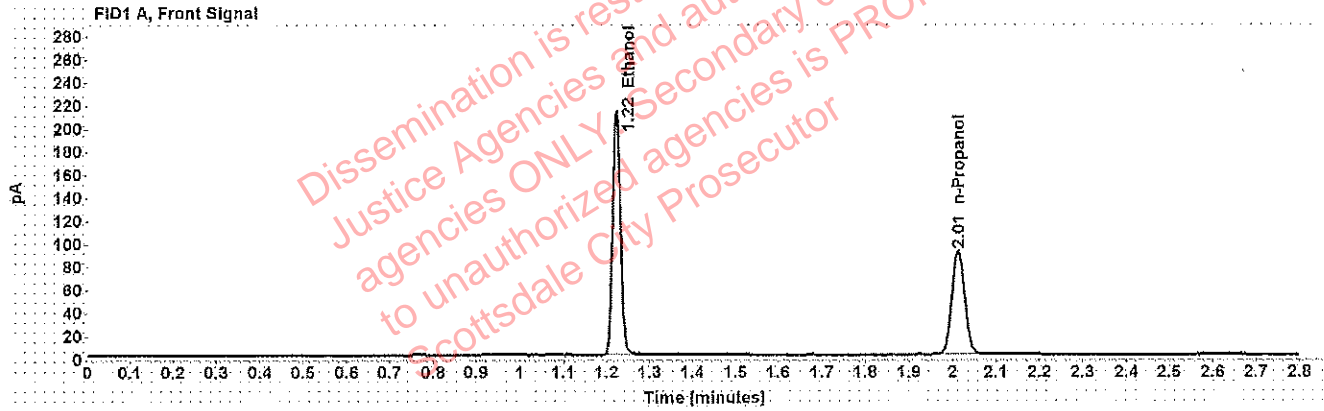


Table 1: FID 1 A (column DB-ALC1)

Compound	Amount (g/100mL)	Time (min)	Peak Area
>Ethanol	0.4089	1.223	270.487
n-Propanol	-----	2.013	183.578

Table 2: FID 2 B (column DB-ALC2)

Compound	Time (min)	Peak Area
Ethanol	1.344	325.881
n-Propanol	2.376	215.329

Scottsdale Police Department Crime Lab Volatiles Analysis

WA

Sample: 0.04 Lipomed 09022015-A	Item number:
Injection date: 12/12/2017 4:57:57 PM	Vial: 96
Method: ethanol quant.M	Sequence: 12Dec17
Instrument: US14173023 CN14160045	Analyst: Adrian
Data file: C:\Chem32\1\Data\12Dec17\96.D	

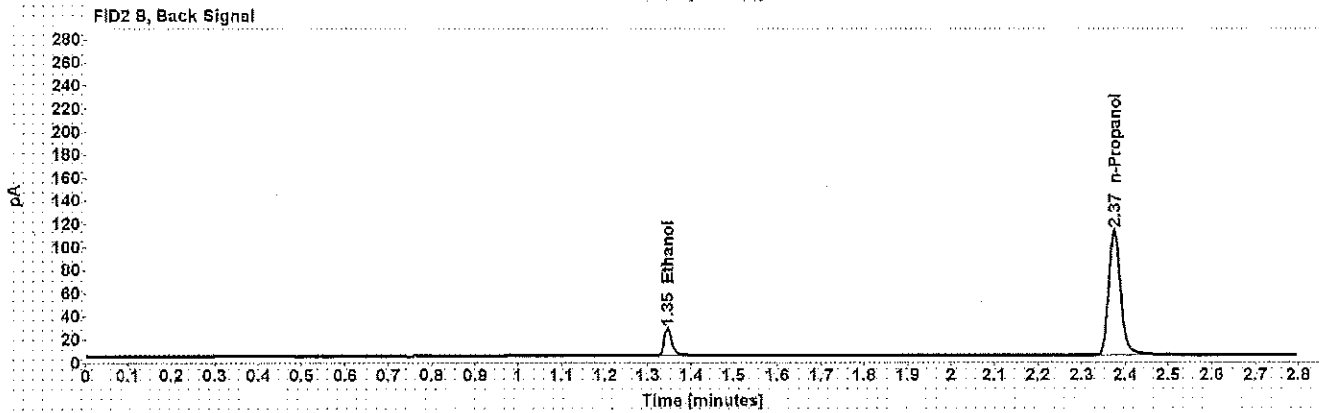
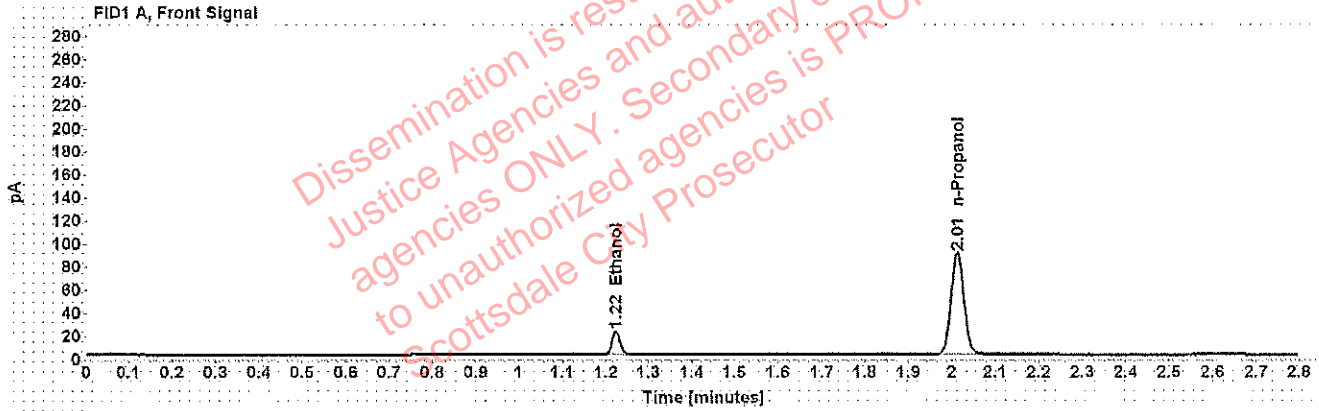


Table 1: FID 1 A (column DB-ALC1)

Compound	Amount (g/100mL)	Time (min)	Peak Area
>Ethanol	0.0413	1.224	25.768
n-Propanol	-----	2.012	180.508

Table 2: FID 2 B (column DB-ALC2)

Compound	Time (min)	Peak Area
Ethanol	1.345	29.889
n-Propanol	2.375	211.115

Scottsdale Police Department Crime Lab Volatiles Analysis

WA

Sample: 0.198 ACQ 407041529/3	Item number:
Injection date: 12/12/2017 5:02:12 PM	Vial: 97
Method: ethanol quant.M	Sequence: 12Dec17
Instrument: US14173023 CN14160045	Analyst: Adrian
Data file: C:\Chem32\1\Data\12Dec17\97.D	

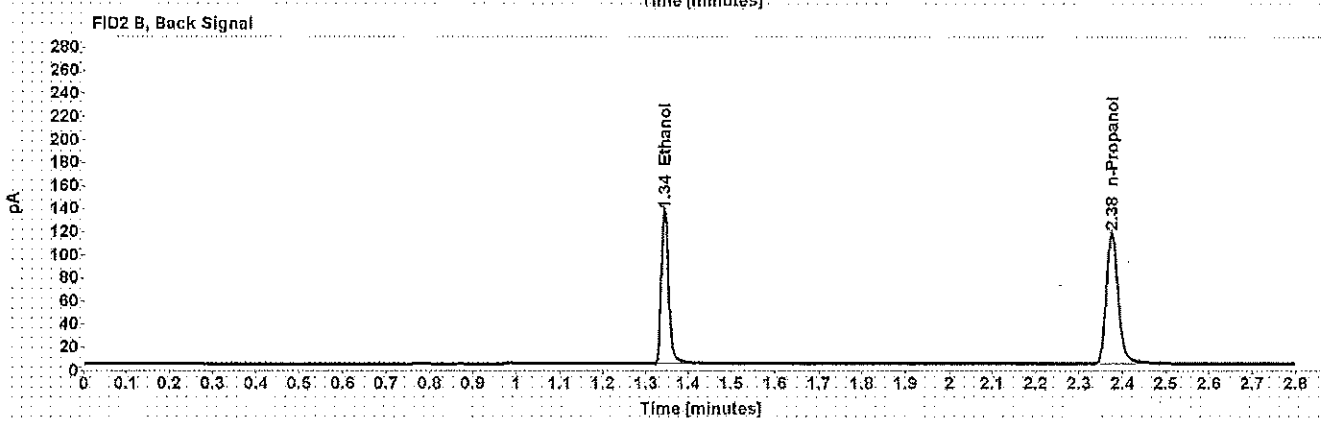
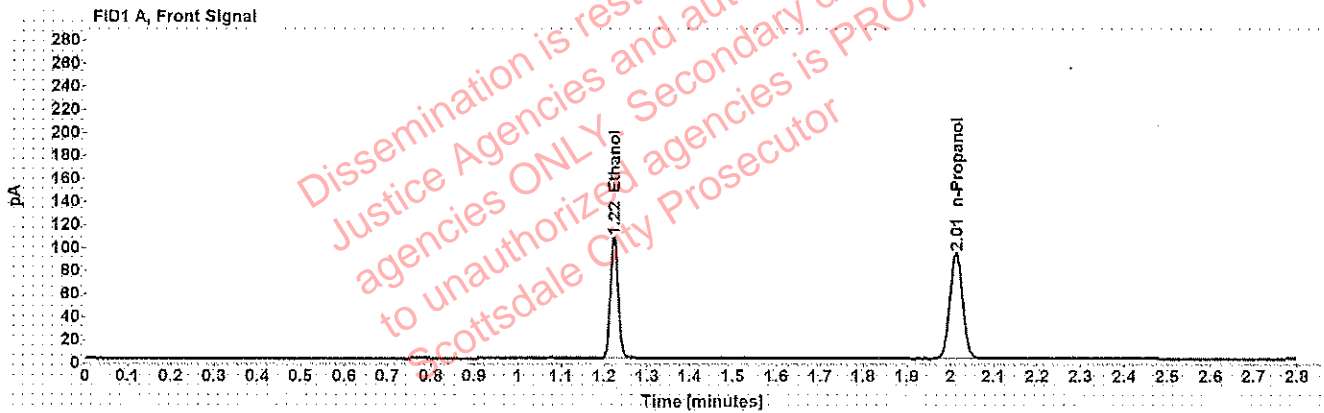


Table 1: FID 1 A (column DB-ALC1)

Compound	Amount (g/100mL)	Time (min)	Peak Area
>Ethanol	0.2007	1.223	135.069
n-Propanol	-----	2.013	187.628

Table 2: FID 2 B (column DB-ALC2)

Compound	Time (min)	Peak Area
Ethanol	1.344	161.729
n-Propanol	2.375	220.337

Scottsdale Police Department Crime Lab Volatiles Analysis

WAL

Sample: blank 090517	Item number:
Injection date: 12/12/2017 5:06:13 PM	Vial: 98
Method: ethanol quant.M	Sequence: 12Dec17
Instrument: US14173023 CN14160045	Analyst: Adrian
Data file: C:\Chem32\1\Data\12Dec17\98.D	

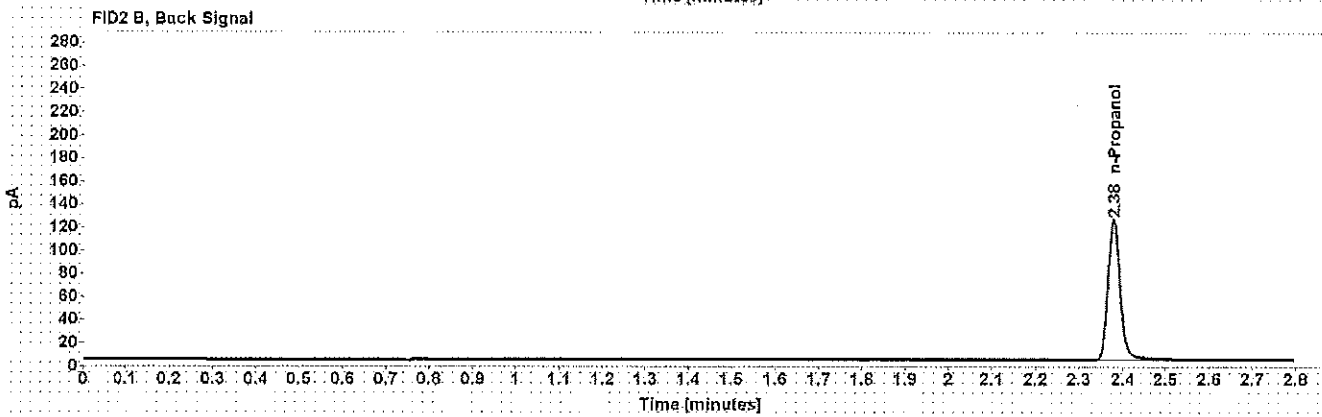
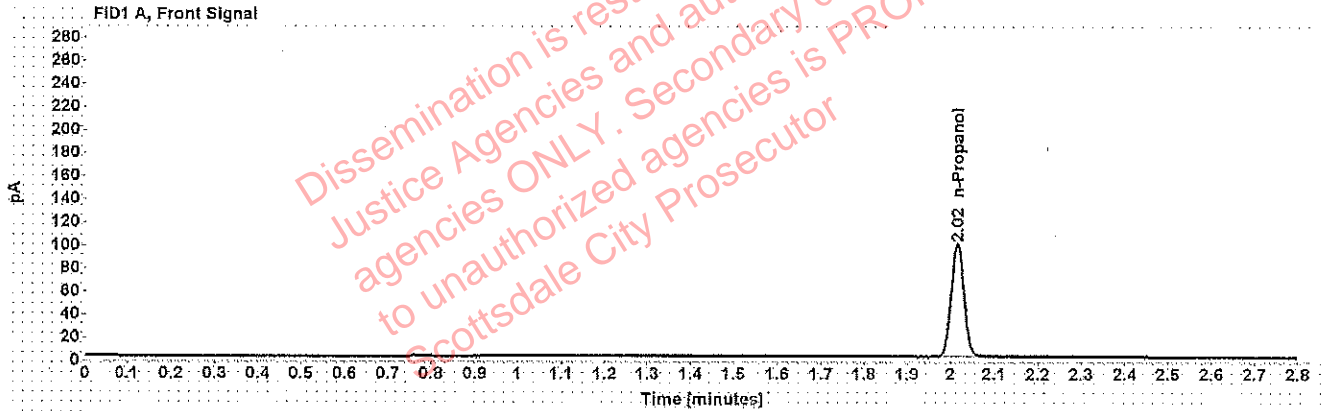


Table 1: FID 1 A (column DB-ALC1)

Compound	Amount (g/100mL)	Time (min)	Peak Area
n-Propanol	-----	2.015	200.773

Table 2: FID 2 B (column DB-ALC2)

Compound	Time (min)	Peak Area
n-Propanol	2.379	235.467

Sequence Summary

wfl

Sequence name: 12Dec17 Instrument: US14173023 CN14160045 Analyst: Adrian

Vial	Sample	Type	Item Number	Method
1	0.020 Cerilliant FN03241604	Calibration		ethanol quant.M
2	0.100 Cerilliant FN06181501	Calibration		ethanol quant.M
3	0.200 Cerilliant FN07201502	Calibration		ethanol quant.M
4	0.400 Cerilliant FN11191402	Calibration		ethanol quant.M
5	blank 090517	Control		ethanol quant.M
6	volatiles mix 020917 WLA	Control		ethanol quant.M
7	0.400 Lipomed 08012015-C	Control		ethanol quant.M
8	0.040 Lipomed 09022015-A	Control		ethanol quant.M
9	0.198 ACQ 407041529/3	Control		ethanol quant.M
10		Sample	835997	ethanol quant.M
11		Sample	835997	ethanol quant.M
12		Sample	1153146	ethanol quant.M
13		Sample	1153146	ethanol quant.M
14		Sample	1183912	ethanol quant.M
15		Sample	1183912	ethanol quant.M
16		Sample	1184559	ethanol quant.M
17		Sample	1184559	ethanol quant.M
18		Sample	200-01A	ethanol quant.M
19		Sample	200-01A	ethanol quant.M
20	0.080 Lipomed 28082014-B	Control		ethanol quant.M
21		Sample	1179477	ethanol quant.M
22		Sample	1179477	ethanol quant.M
23		Sample	1184847	ethanol quant.M
24		Sample	1184847	ethanol quant.M
25		Sample	1184416	ethanol quant.M
26		Sample	1184416	ethanol quant.M
27		Sample	1183720	ethanol quant.M
28		Sample	1183720	ethanol quant.M
29		Sample	1183724	ethanol quant.M
30		Sample	1183724	ethanol quant.M
31	0.150 Lipomed 09022015-C	Control		ethanol quant.M
32		Sample	1183796	ethanol quant.M
33		Sample	1183796	ethanol quant.M
34		Sample	1183686	ethanol quant.M
35		Sample	1183686	ethanol quant.M
36		Sample	1183559	ethanol quant.M
37		Sample	1183559	ethanol quant.M
38		Sample	1184599	ethanol quant.M
39		Sample	1184599	ethanol quant.M
40		Sample	1181646	ethanol quant.M
41		Sample	1181646	ethanol quant.M
42	0.198 ACQ 407041529/3	Control		ethanol quant.M
43		Sample	1182200	ethanol quant.M
44		Sample	1182200	ethanol quant.M
45		Sample	1182557	ethanol quant.M
46		Sample	1182557	ethanol quant.M
47		Sample	1181524	ethanol quant.M

Sequence Summary

MA

48		Sample	1181524	ethanol quant.M
49		Sample	1157853	ethanol quant.M
50		Sample	1157853	ethanol quant.M
51		Sample	310-01A	ethanol quant.M
52		Sample	310-01A	ethanol quant.M
53	0.080 Lipomed 28082014-B	Control		ethanol quant.M
54		Sample	317-01A	ethanol quant.M
55		Sample	317-01A	ethanol quant.M
56		Sample	1186314	ethanol quant.M
57		Sample	1186314	ethanol quant.M
58		Sample	1185098	ethanol quant.M
59		Sample	1185098	ethanol quant.M
60		Sample	1183561	ethanol quant.M
61		Sample	1183561	ethanol quant.M
62		Sample	1183236	ethanol quant.M
63		Sample	1183236	ethanol quant.M
64	0.150 Lipomed 09022015-C	Control		ethanol quant.M
65		Sample	1182743	ethanol quant.M
66		Sample	1182743	ethanol quant.M
67		Sample	1182212	ethanol quant.M
68		Sample	1182212	ethanol quant.M
69		Sample	1182372	ethanol quant.M
70		Sample	1182372	ethanol quant.M
71		Sample	1182762	ethanol quant.M
72		Sample	1182762	ethanol quant.M
73		Sample	1181619	ethanol quant.M
74		Sample	1181619	ethanol quant.M
75	0.198 ACQ 407041529/3	Control		ethanol quant.M
76		Sample	1186687	ethanol quant.M
77		Sample	1186687	ethanol quant.M
78		Sample	1185677	ethanol quant.M
79		Sample	1185677	ethanol quant.M
80		Sample	1183734	ethanol quant.M
81		Sample	1183734	ethanol quant.M
82		Sample	1184714	ethanol quant.M
83		Sample	1184714	ethanol quant.M
84		Sample	1184433	ethanol quant.M
85		Sample	1184433	ethanol quant.M
86	0.080 Lipomed 28082014-B	Control		ethanol quant.M
87		Sample	1183608	ethanol quant.M
88		Sample	1183608	ethanol quant.M
89		Sample	1183571	ethanol quant.M
90		Sample	1183571	ethanol quant.M
91		Sample	1183065	ethanol quant.M
92		Sample	1183065	ethanol quant.M
93		Sample	1159243	ethanol quant.M
94		Sample	1159243	ethanol quant.M
95	0.40 Lipomed 08012015-C	Control		ethanol quant.M
96	0.04 Lipomed 09022015-A	Control		ethanol quant.M
97	0.198 ACQ 407041529/3	Control		ethanol quant.M
98	blank 090517	Control		ethanol quant.M

Dissemination is restricted to Criminal Justice Agencies and authorized agencies ONLY. Secondary dissemination to unauthorized agencies is PROHIBITED. Scottsdale City Prosecutor

2 via
3 via
5 via

Scottsdale Police Department Crime Laboratory Summary of Cases

SEQUENCE NAME: 12Dec17

ANALYST: Adrian

WA

Vials	Test 1 (g/dL)	Test 2 (g/dL)	Mean (g/dL)	Percent Difference*	Absolute Difference (g/dL)*
10 11	0.1856	0.1858	0.18570	0.05	0.00010
12 13	0.0906	0.0910	0.09080	0.22	0.00020
14 15	0.1563	0.1576	0.15695	0.41	0.00065
16 17	0.0000	0.0000	0.00000	0.00	0.00000
18 19	0.1633	0.1645	0.16390	0.37	0.00060
21 22	0.1823	0.1844	0.18335	0.57	0.00105
23 24	0.1055	0.1060	0.10525	0.24	0.00025
25 26	0.1098	0.1084	0.10915	0.69	0.00075
27 28	0.2488	0.2535	0.25115	0.94	0.00235
29 30	0.1355	0.1354	0.13545	0.04	0.00005
32 33	0.3116	0.3133	0.31245	0.27	0.00085
34 35	0.0879	0.0880	0.08795	0.06	0.00005
36 37	0.0563	0.0561	0.05620	0.18	0.00010
38 39	0.0776	0.0778	0.07770	0.13	0.00010
40 41	0.1716	0.1722	0.17190	0.17	0.00030
43 44	0.2566	0.2539	0.25525	0.53	0.00135
45 46	0.1483	0.1486	0.14845	0.10	0.00015
47 48	0.1484	0.1496	0.14900	0.40	0.00060
49 50	0.2374	0.2382	0.23780	0.17	0.00040
51 52	0.2018	0.2002	0.20100	0.40	0.00080
54 55	0.2403	0.2430	0.24165	0.56	0.00135
56 57	0.0643	0.0648	0.06455	0.39	0.00025
58 59	0.1617	0.1634	0.16255	0.52	0.00085
60 61	0.1585	0.1574	0.15795	0.35	0.00055
62 63	0.3504	0.3600	0.35520	1.35	0.00480
65 66	0.1521	0.1535	0.15280	0.46	0.00070
67 68	0.0825	0.0835	0.08300	0.60	0.00050
69 70	0.1293	0.1295	0.12940	0.08	0.00010
71 72	0.2536	0.2484	0.25100	1.04	0.00260
73 74	0.1405	0.1391	0.13980	0.50	0.00070
76 77	0.2567	0.2580	0.25735	0.25	0.00065
78 79	0.2457	0.2480	0.24685	0.47	0.00115
80 81	0.1928	0.1934	0.19310	0.16	0.00030
82 83	0.2012	0.2002	0.20070	0.25	0.00050
84 85	0.1531	0.1544	0.15375	0.42	0.00065
87 88	0.1839	0.1873	0.18560	0.92	0.00170
89 90	0.3167	0.3186	0.31765	0.30	0.00095
91 92	0.3760	0.3779	0.37695	0.25	0.00095
93 94	0.1323	0.1317	0.13200	0.23	0.00030

*Calculated differences are differences from the mean of the two results.

Scottsdale Police Department Crime Lab Volatiles Analysis

Sample: [REDACTED]	Item number: 835997
Injection date: 12/12/2017 11:10:27 AM	Vial: 10
Method: ethanol quant.M	Sequence: 12Dec17
Instrument: US14173023 CN14160045	Analyst: Adrian
Data file: C:\Chem32\1\Data\12Dec17\10.D	

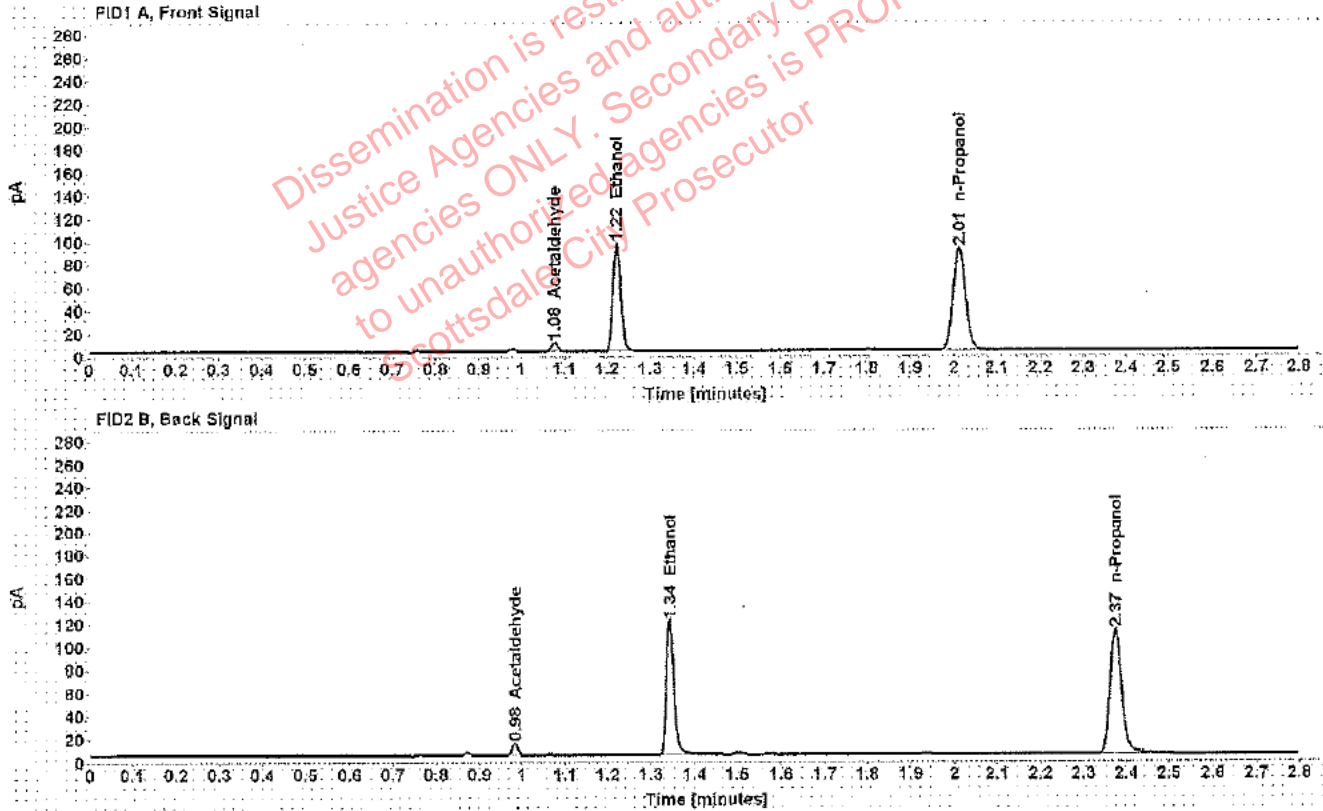


Table 1: FID 1 A (column DB-ALC1)

Compound	Amount (g/100mL)	Time (min)	Peak Area
Acetaldehyde	-----	1.076	7.863
>Ethanol	0.1856	1.222	120.446
n-Propanol	-----	2.012	181.097

Table 2: FID 2 B (column DB-ALC2)

Compound	Time (min)	Peak Area
Acetaldehyde	0.983	9.859
Ethanol	1.343	142.187
n-Propanol	2.375	209.671

Scottsdale Police Department Crime Lab Volatiles Analysis

Sample: [REDACTED]	Item number: 835997
Injection date: 12/12/2017 11:14:27 AM	Vial: 11
Method: ethanol quant.M	Sequence: 12Dec17
Instrument: US14173023 CN14160045	Analyst: Adrian
Data file: C:\Chem32\11\Data\12Dec17\11.D	

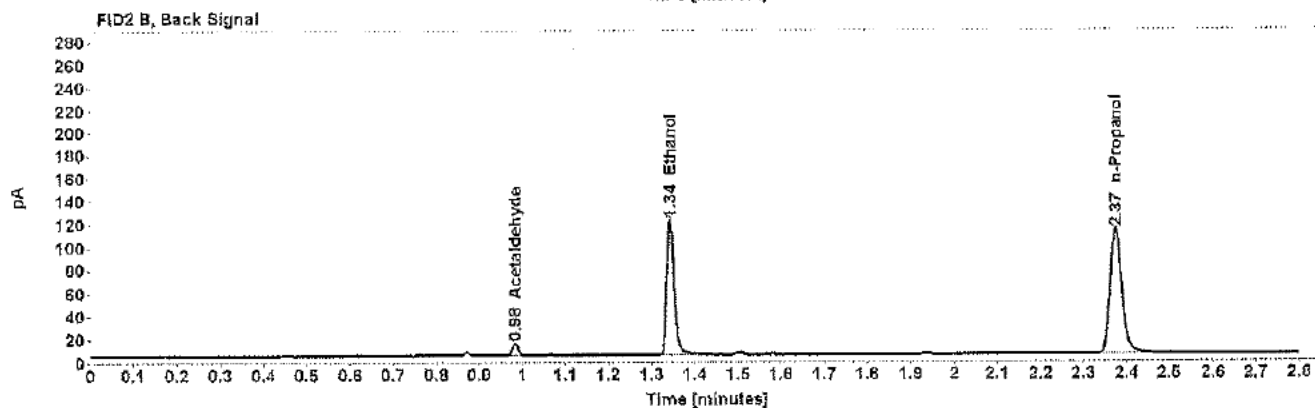
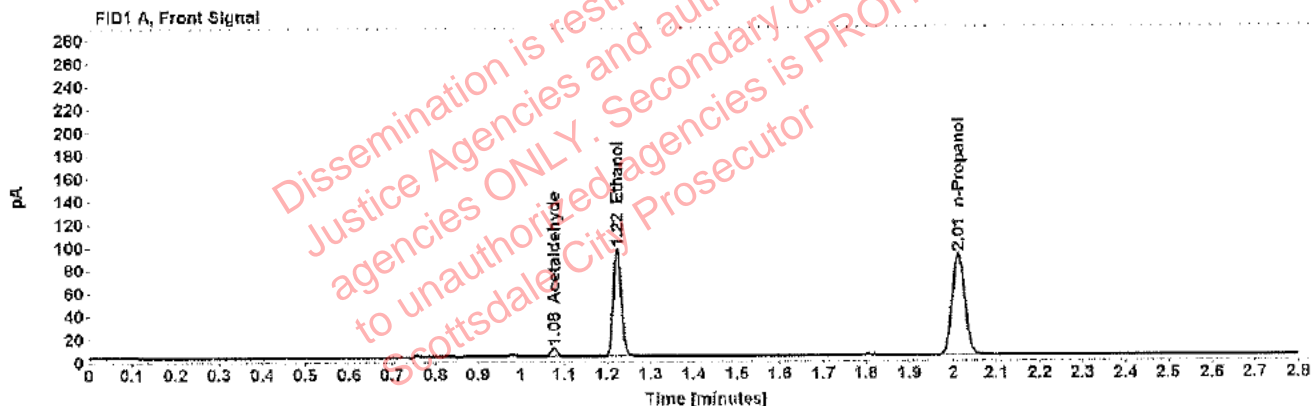


Table 1: FID 1 A (column DB-ALC1)

Compound	Amount (g/100mL)	Time (min)	Peak Area
Acetaldehyde	-----	1.077	7.904
>Ethanol	0.1858	1.223	120.289
n-Propanol	-----	2.013	180.666

Table 2: FID 2 B (column DB-ALC2)

Compound	Time (min)	Peak Area
Acetaldehyde	0.984	9.987
Ethanol	1.343	141.692
n-Propanol	2.375	209.507

Scottsdale Police Department Crime Lab Volatiles Analysis

Sample: [REDACTED]	Item number: 1153146
Injection date: 12/12/2017 11:18:27 AM	Vial: 12
Method: ethanol quant.M	Sequence: 12Dec17
Instrument: US14173023 CN14160045	Analyst: Adrian
Data file: C:\Chem32\1\Data\12Dec17\12.D	

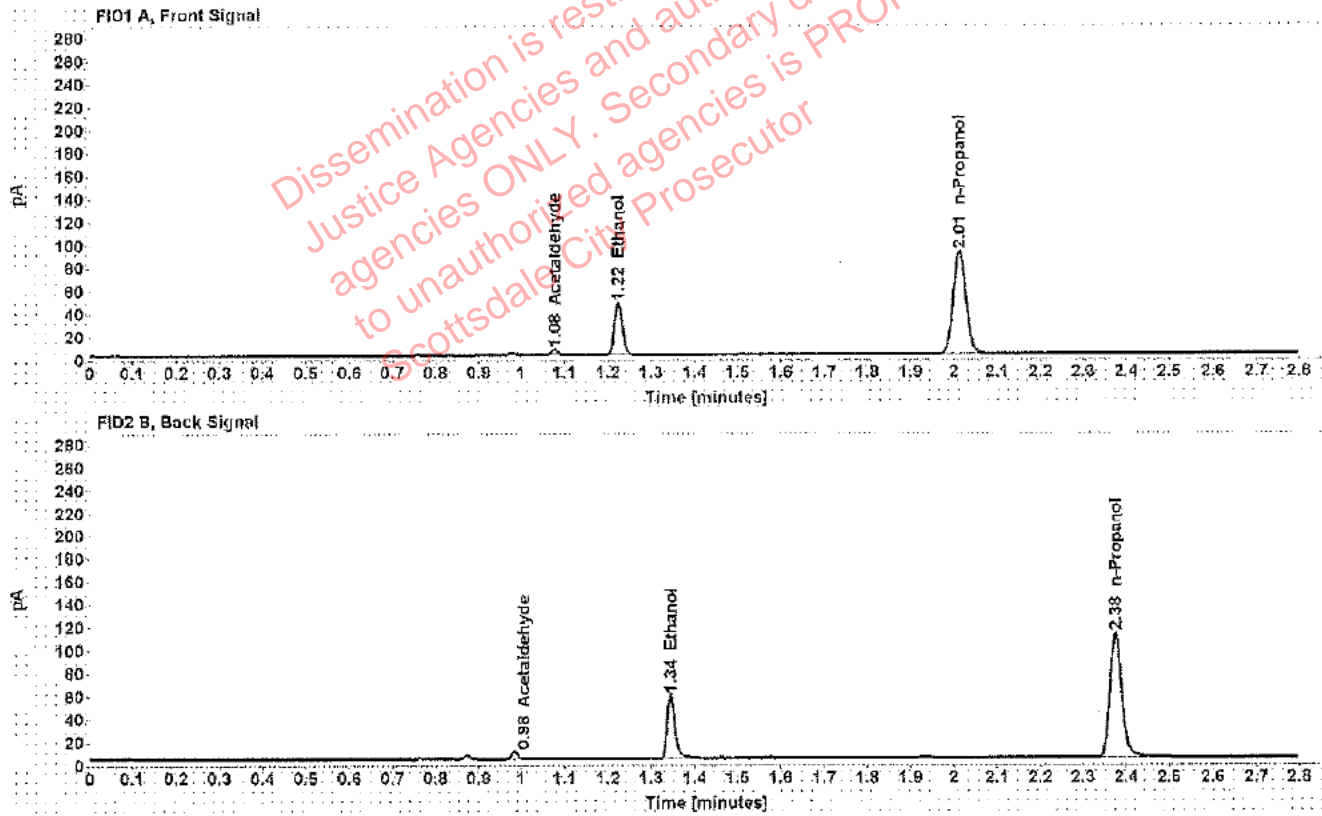


Table 1: FID 1 A (column DB-ALC1)

Compound	Amount (g/100mL)	Time (min)	Peak Area
Acetaldehyde	-----	1.077	4.795
>Ethanol	0.0906	1.224	58.325
n-Propanol	-----	2.013	181.626

Table 2: FID 2 B (column DB-ALC2)

Compound	Time (min)	Peak Area
Acetaldehyde	0.984	6.119
Ethanol	1.345	68.098
n-Propanol	2.375	210.626

Scottsdale Police Department Crime Lab Volatiles Analysis

Sample: [REDACTED]	Item number: 1153146
Injection date: 12/12/2017 11:22:42 AM	Vial: 13
Method: ethanol quant.M	Sequence: 12Dec17
Instrument: US14173023 CN14160045	Analyst: Adrian
Data file: C:\Chem32\1\Data\12Dec17\13.D	

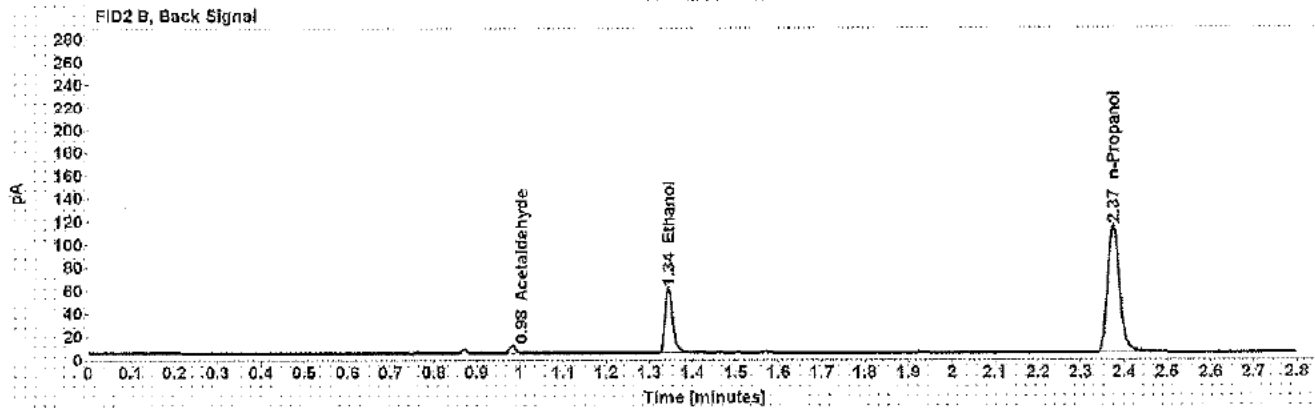
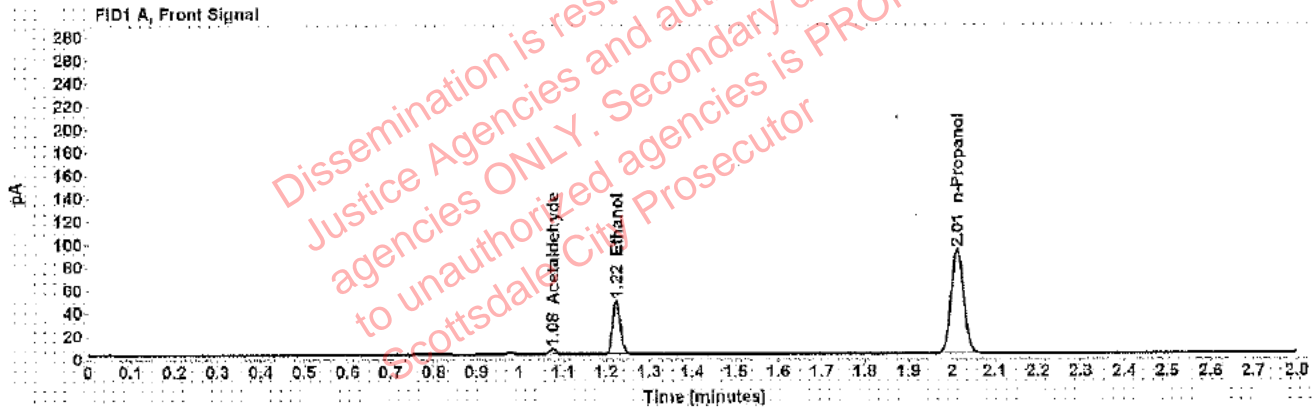


Table 1: FID 1 A (column DB-ALC1)

Compound	Amount (g/100mL)	Time (min)	Peak Area
Acetaldehyde	-----	1.077	4.795
>Ethanol	0.0910	1.223	59.385
n-Propanol	-----	2.013	184.124

Table 2: FID 2 B (column DB-ALC2)

Compound	Time (min)	Peak Area
Acetaldehyde	0.984	6.129
Ethanol	1.344	69.036
n-Propanol	2.375	213.326

Scottsdale Police Department Crime Lab Volatiles Analysis

Sample: [REDACTED]	Item number: 1183912
Injection date: 12/12/2017 11:26:43 AM	Vial: 14
Method: ethanol quant.M	Sequence: 12Dec17
Instrument: US14173023 CN14160045	Analyst: Adrian
Data file: C:\Chem32\1\Data\12Dec17\14.D	

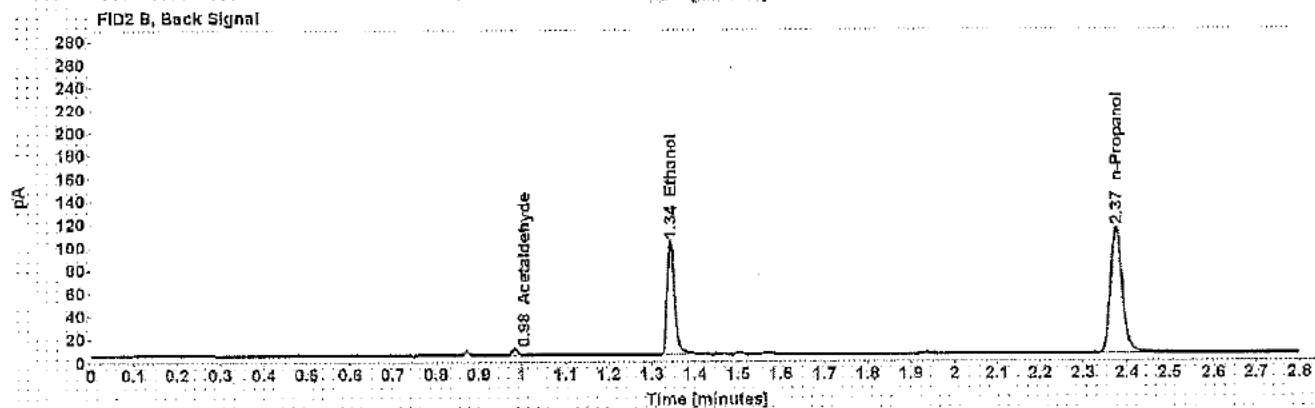
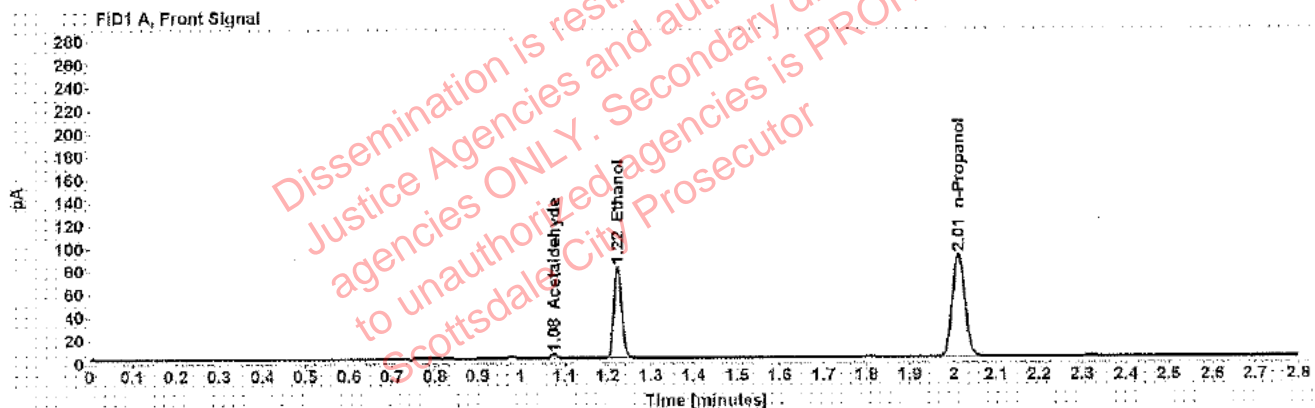


Table 1: FID 1 A (column DB-ALC1)

Compound	Amount (g/100mL)	Time (min)	Peak Area
Acetaldehyde	-----	1.077	3.811
>Ethanol	0.1563	1.223	102.026
n-Propanol	-----	2.013	182.476

Table 2: FID 2 B (column DB-ALC2)

Compound	Time (min)	Peak Area
Acetaldehyde	0.984	4.845
Ethanol	1.344	121.754
n-Propanol	2.375	212.622

Scottsdale Police Department Crime Lab Volatiles Analysis

Sample: [REDACTED]	Item number: 1183912
Injection date: 12/12/2017 11:30:42 AM	Vial: 15
Method: ethanol quant.M	Sequence: 12Dec17
Instrument: US14173023 CN14160045	Analyst: Adrian
Data file: C:\Chem32\1\Data\12Dec17\15.D	

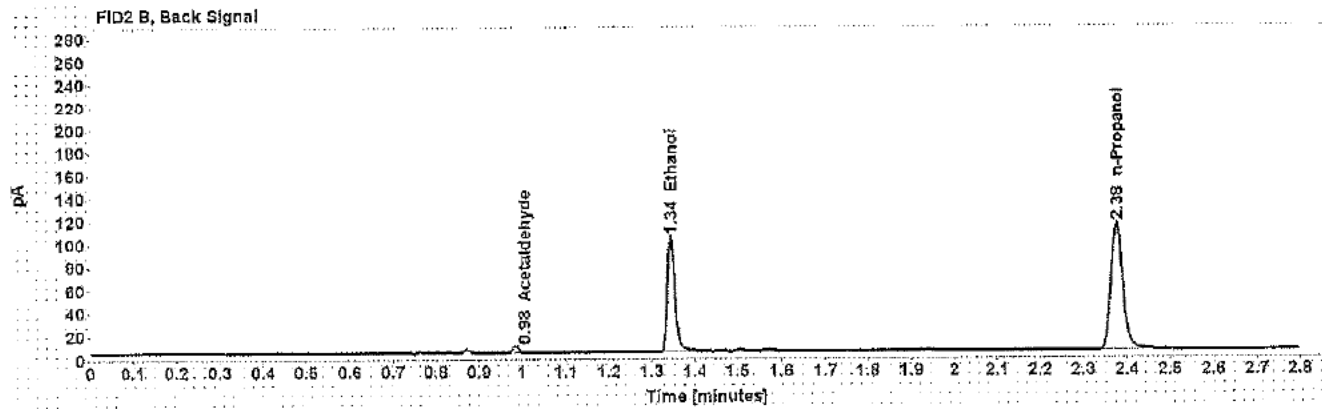
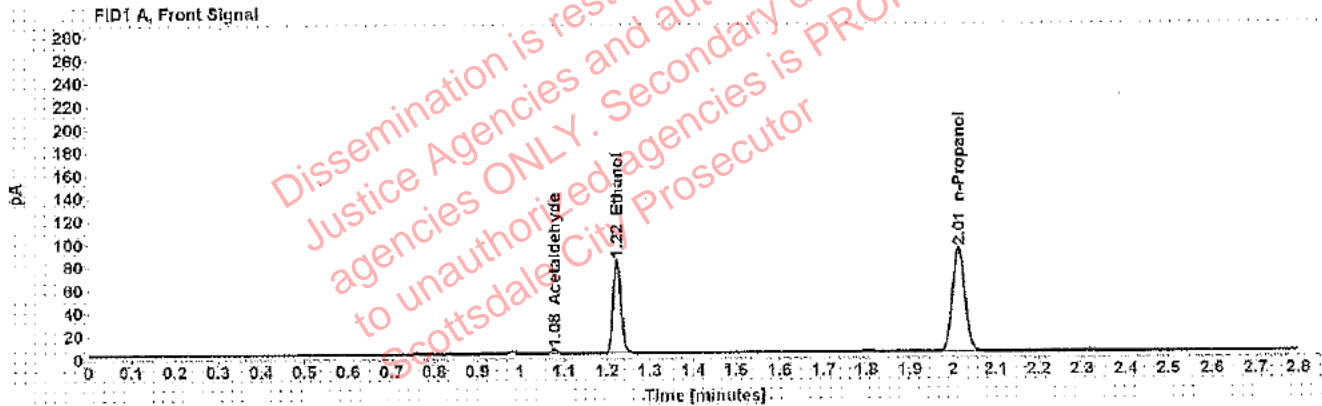


Table 1: FID 1 A (column DB-ALC1)

Compound	Amount (g/100mL)	Time (min)	Peak Area
Acetaldehyde	-----	1.077	3.869
>Ethanol	0.1576	1.223	104.080
n-Propanol	-----	2.013	184.580

Table 2: FID 2 B (column DB-ALC2)

Compound	Time (min)	Peak Area
Acetaldehyde	0.984	4.913
Ethanol	1.344	124.111
n-Propanol	2.376	215.069

Scottsdale Police Department Crime Lab Volatiles Analysis

Sample: [REDACTED]	Item number: 1184559
Injection date: 12/12/2017 11:34:43 AM	Vial: 16
Method: ethanol quant.M	Sequence: 12Dec17
Instrument: US14173023 CN14160045	Analyst: Adrian
Data file: C:\Chem32\11\Data\12Dec17\16.D	

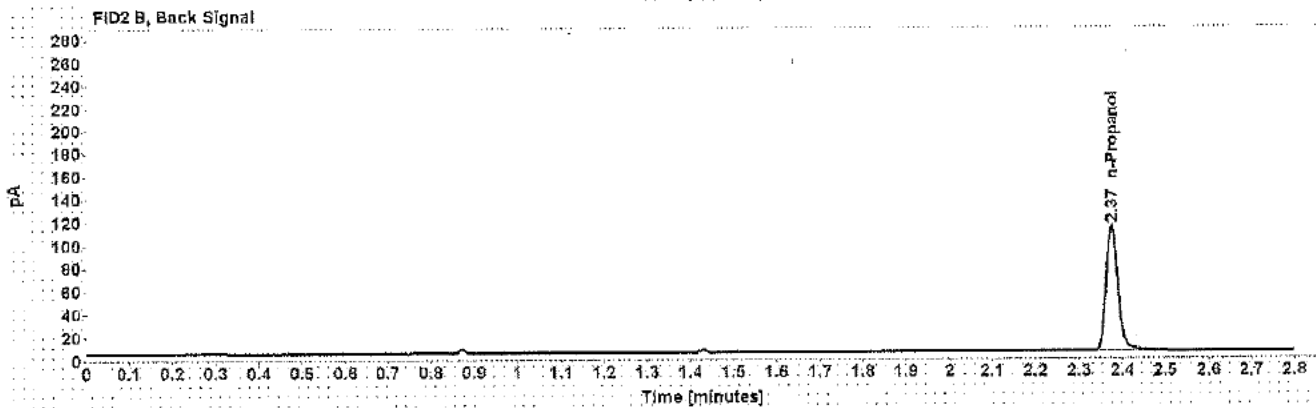


Table 1: FID 1 A (column DB-ALC1)

Compound	Amount (g/100mL)	Time (min)	Peak Area
n-Propanol	-----	2.013	182.409

Table 2: FID 2 B (column DB-ALC2)

Compound	Time (min)	Peak Area
n-Propanol	2.375	211.691

Scottsdale Police Department Crime Lab Volatiles Analysis

Sample: [REDACTED]	Item number: 1184559
Injection date: 12/12/2017 11:38:42 AM	Vial: 17
Method: ethanol quant.M	Sequence: 12Dec17
Instrument: US14173023 CN14160045	Analyst: Adrian
Data file: C:\Chem32\1\Data\12Dec17\17.D	

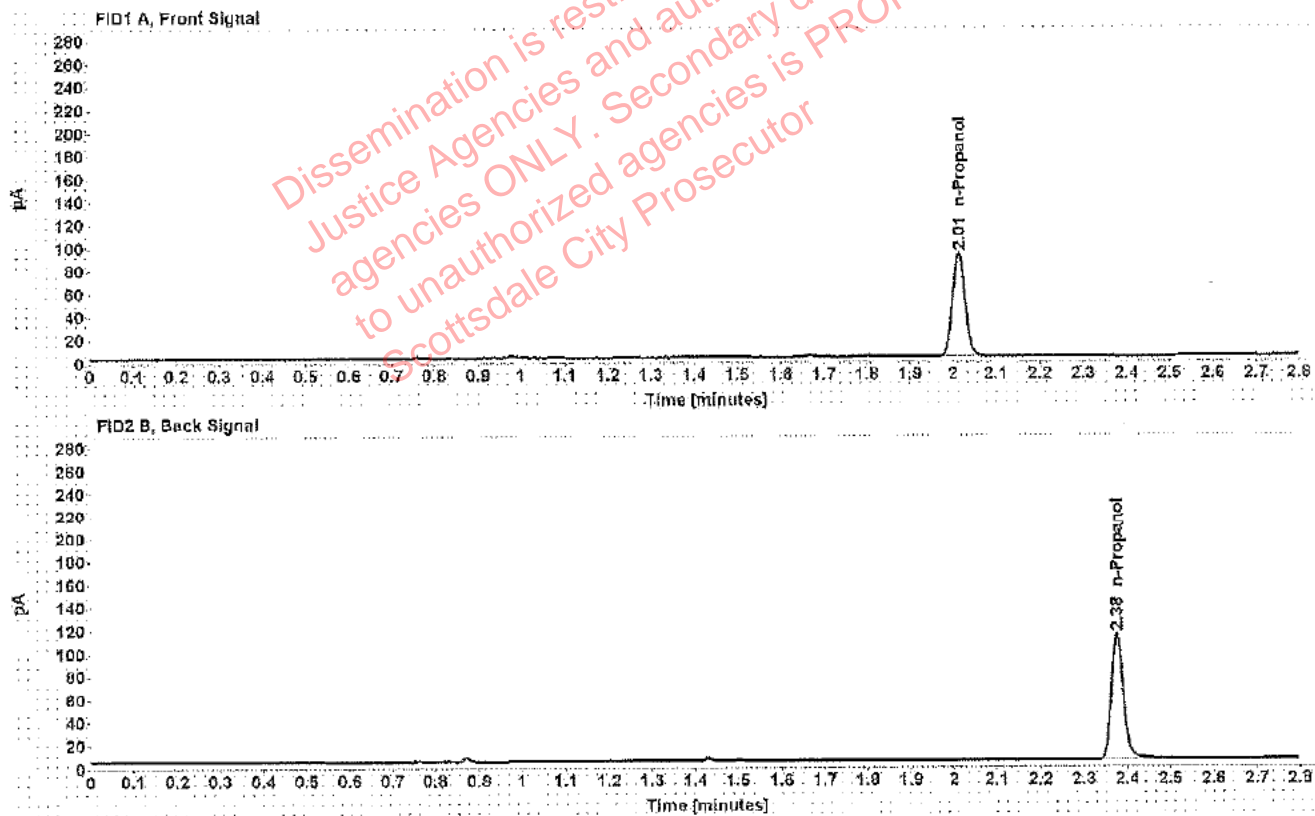


Table 1: FID 1 A (column DB-ALC1)

Compound	Amount (g/100mL)	Time (min)	Peak Area
n-Propanol	-----	2.013	184.008

Table 2: FID 2 B (column DB-ALC2)

Compound	Time (min)	Peak Area
n-Propanol	2.376	213.179

Scottsdale Police Department Crime Lab Volatiles Analysis

Sample: [REDACTED]	Item number: 200-01A
Injection date: 12/12/2017 11:42:42 AM	Vial: 18
Method: ethanol quant.M	Sequence: 12Dec17
Instrument: US14173023 CN14160045	Analyst: Adrian
Data file: C:\Chem32\1\Data\12Dec17\18.D	

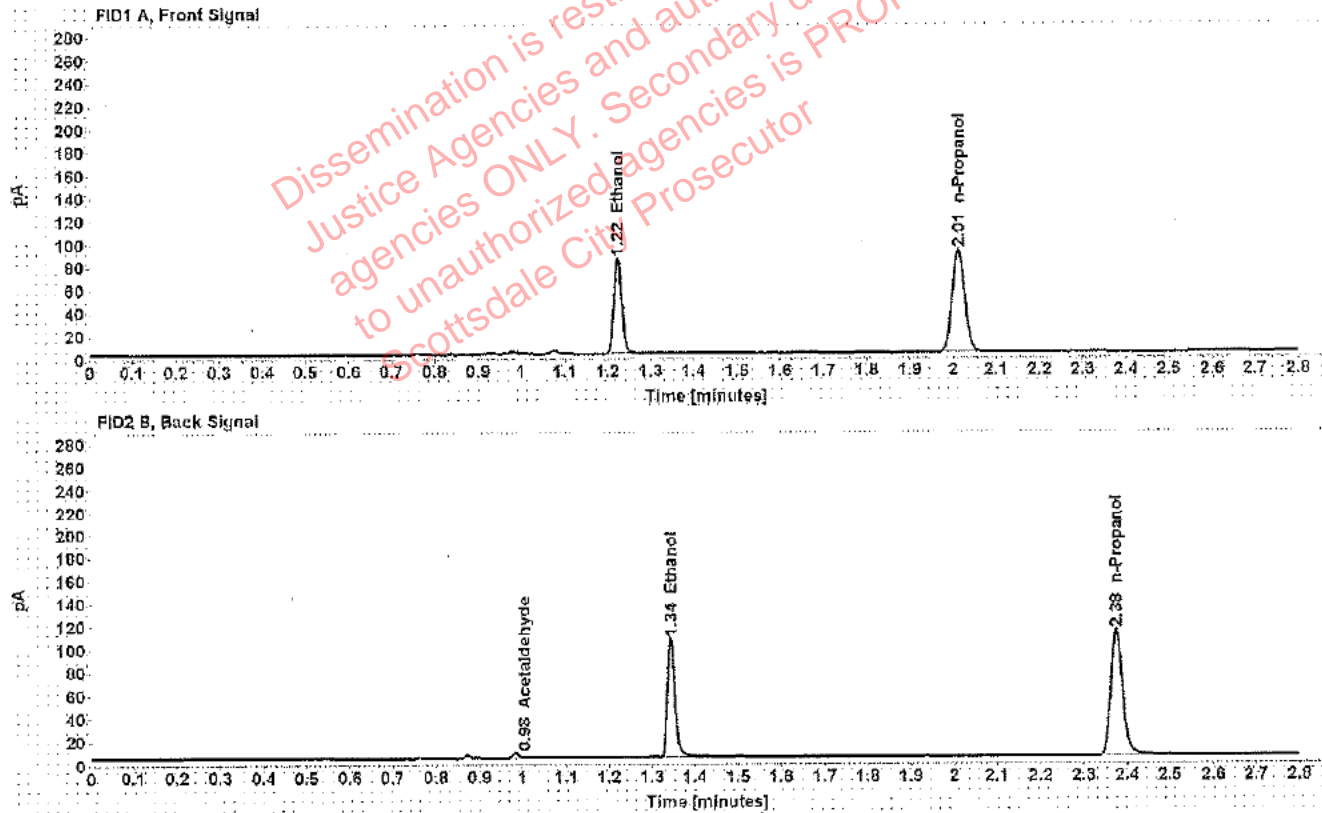


Table 1: FID 1 A (column DB-ALC1)

Compound	Amount (g/100mL)	Time (min)	Peak Area
>Ethanol	0.1633	1.223	106.745
n-Propanol	-----	2.013	182.625

Table 2: FID 2 B (column DB-ALC2)

Compound	Time (min)	Peak Area
Acetaldehyde	0.984	3.890
Ethanol	1.344	125.780
n-Propanol	2.375	212.371

Scottsdale Police Department Crime Lab Volatiles Analysis

Sample: [REDACTED]	Item number: 200-01A
Injection date: 12/12/2017 11:46:58 AM	Vial: 19
Method: ethanol quant.M	Sequence: 12Dec17
Instrument: US14173023 CN14160045	Analyst: Adrian
Data file: C:\Chem\32\1\Data\12Dec17\19.D	

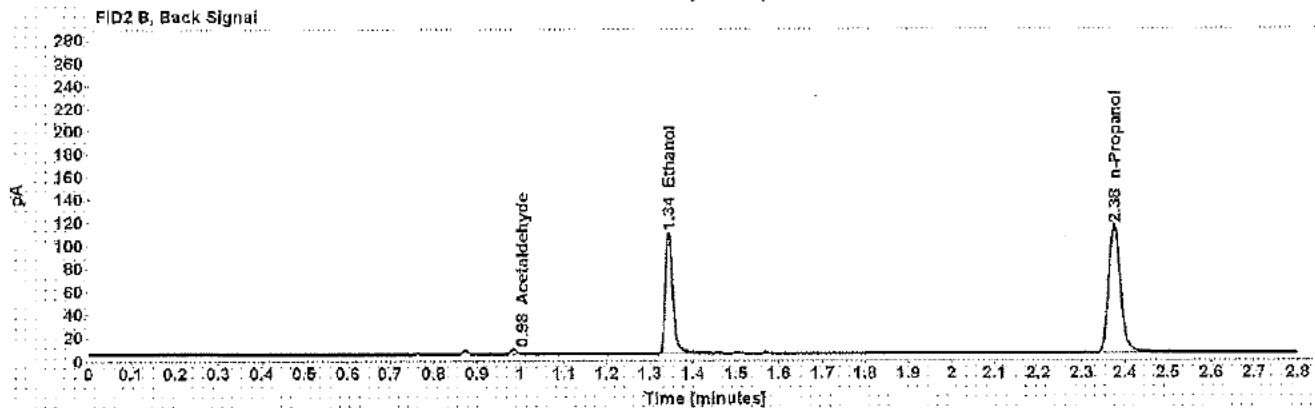
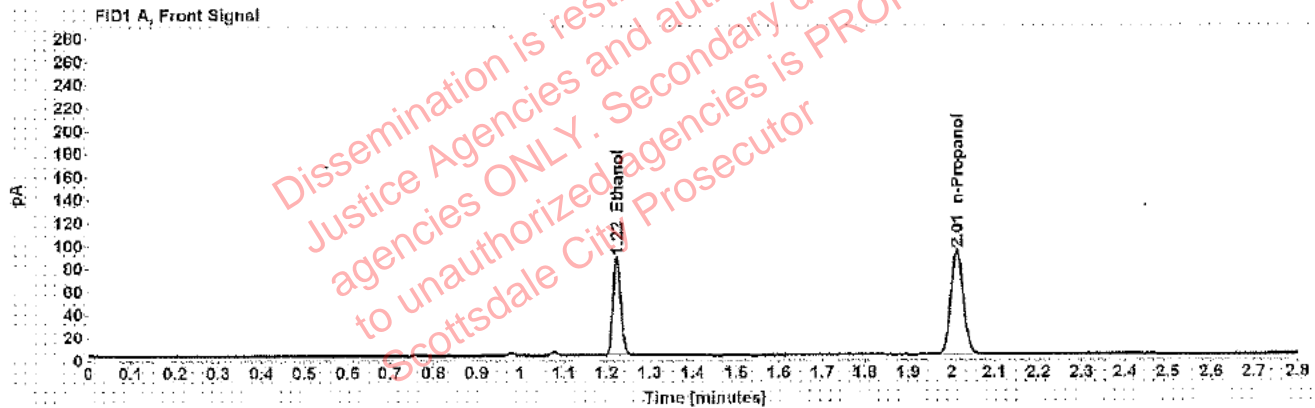


Table 1: FID 1 A (column DB-ALC1)

Compound	Amount (g/100mL)	Time (min)	Peak Area
>Ethanol	0.1645	1.223	109.345
n-Propanol	-----	2.013	185.772

Table 2: FID 2 B (column DB-ALC2)

Compound	Time (min)	Peak Area
Acetaldehyde	0.984	4.017
Ethanol	1.344	130.376
n-Propanol	2.376	216.070

Scottsdale Police Department Crime Lab Volatiles Analysis

Sample: [REDACTED]	Item number: 1179477
Injection date: 12/12/2017 11:54:59 AM	Vial: 21
Method: ethanol quant.M	Sequence: 12Dec17
Instrument: US14173023 CN14160045	Analyst: Adrian
Data file: C:\Chem32\1\Data\12Dec17\21.D	

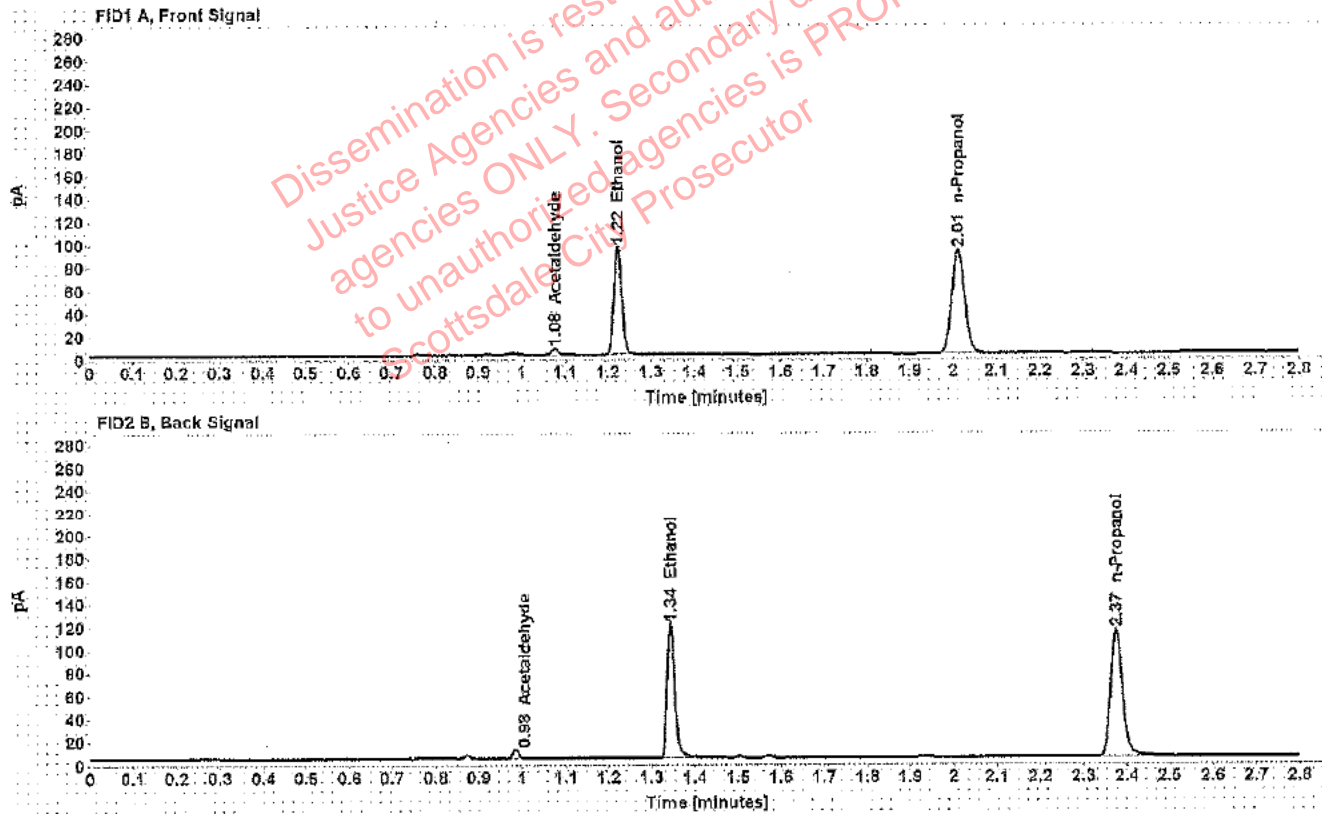


Table 1: FID 1 A (column DB-ALC1)

Compound	Amount (g/100mL)	Time (min)	Peak Area
Acetaldehyde	-----	1.077	5.587
>Ethanol	0.1823	1.223	120.223
n-Propanol	-----	2.013	184.053

Table 2: FID 2 B (column DB-ALC2)

Compound	Time (min)	Peak Area
Acetaldehyde	0.984	7.049
Ethanol	1.343	143.409
n-Propanol	2.375	215.015

Scottsdale Police Department Crime Lab Volatiles Analysis

Sample: [REDACTED]	Item number: 1179477
Injection date: 12/12/2017 11:58:57 AM	Vial: 22
Method: ethanol quant.M	Sequence: 12Dec17
Instrument: US14173023 CN14160045	Analyst: Adrian
Data file: C:\Chem32\11\Data\12Dec17\22.D	

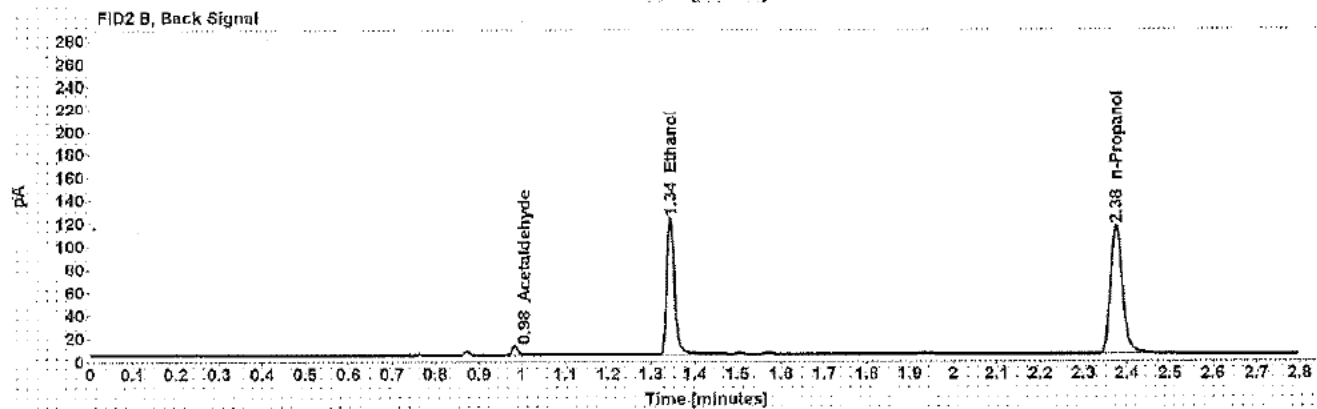
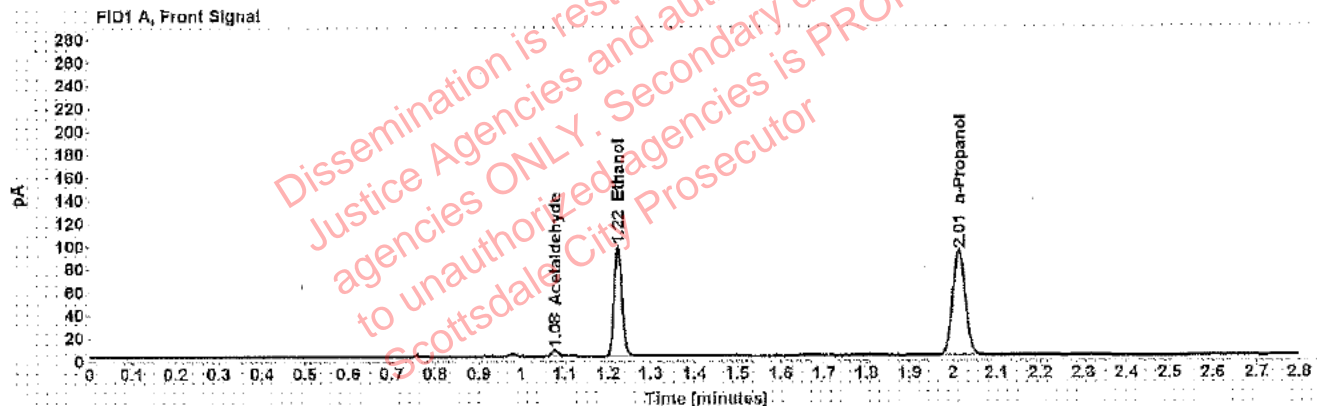


Table 1: FID 1 A (column DB-ALC1)

Compound	Amount (g/100mL)	Time (min)	Peak Area
Acetaldehyde	-----	1.077	5.590
>Ethanol	0.1844	1.223	122.522
n-Propanol	-----	2.013	185.395

Table 2: FID 2 B (column DB-ALC2)

Compound	Time (min)	Peak Area
Acetaldehyde	0.984	7.040
Ethanol	1.344	146.199
n-Propanol	2.375	216.386

Scottsdale Police Department Crime Lab Volatiles Analysis

Sample: [REDACTED]	Item number: 1184847
Injection date: 12/12/2017 12:02:59 PM	Vial: 23
Method: ethanol quant.M	Sequence: 12Dec17
Instrument: US14173023 CN14160045	Analyst: Adrian
Data file: C:\Chem32\1\Data\12Dec17\23.D	

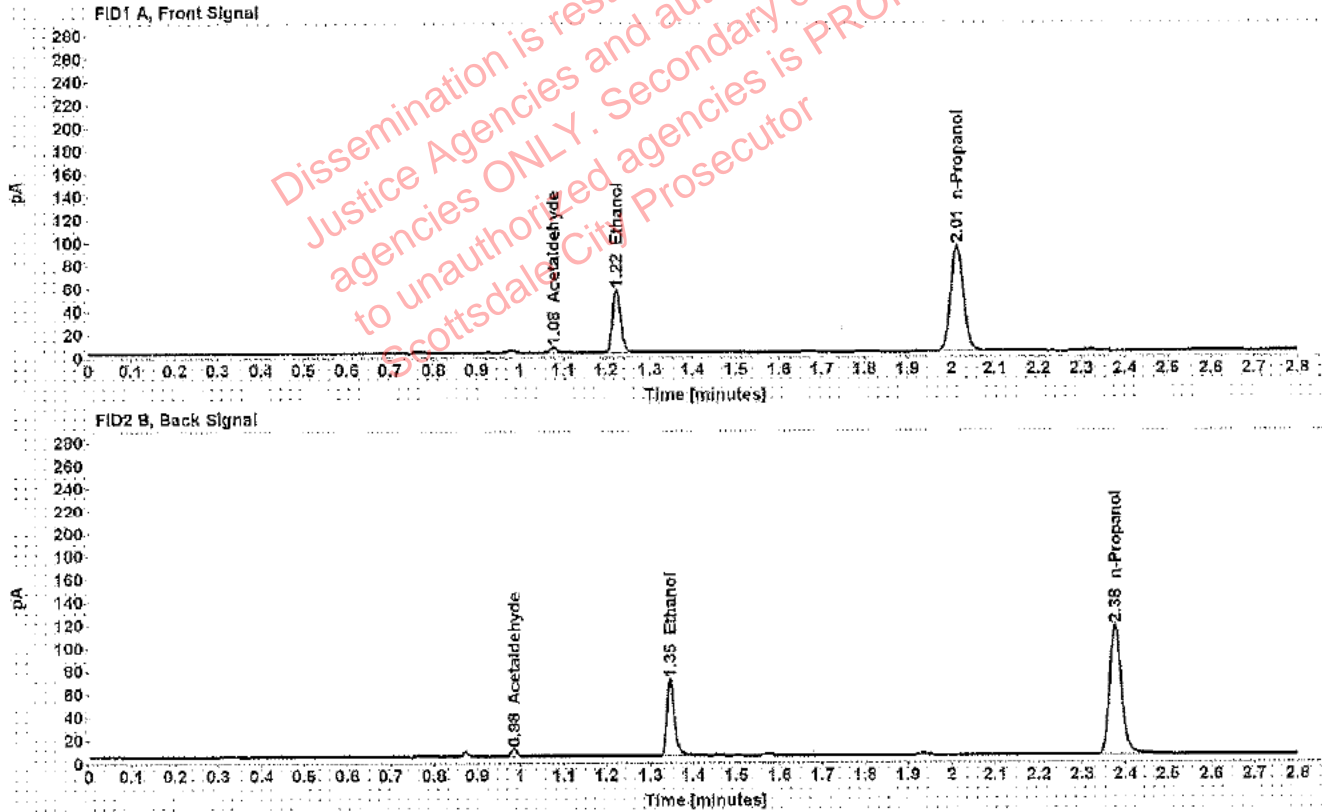


Table 1: FID 1 A (column DB-ALC1)

Compound	Amount (g/100mL)	Time (min)	Peak Area
Acetaldehyde	-----	1.077	4.735
>Ethanol	0.1055	1.224	69.822
n-Propanol	-----	2.014	186.164

Table 2: FID 2 B (column DB-ALC2)

Compound	Time (min)	Peak Area
Acetaldehyde	0.984	5.987
Ethanol	1.346	81.636
n-Propanol	2.376	217.413

Scottsdale Police Department Crime Lab Volatiles Analysis

Sample: [REDACTED]	Item number: 1184847
Injection date: 12/12/2017 12:06:57 PM	Vial: 24
Method: ethanol quant.M	Sequence: 12Dec17
Instrument: US14173023 CN14160045	Analyst: Adrian
Data file: C:\Chem32\1\Data\12Dec17\24.D	

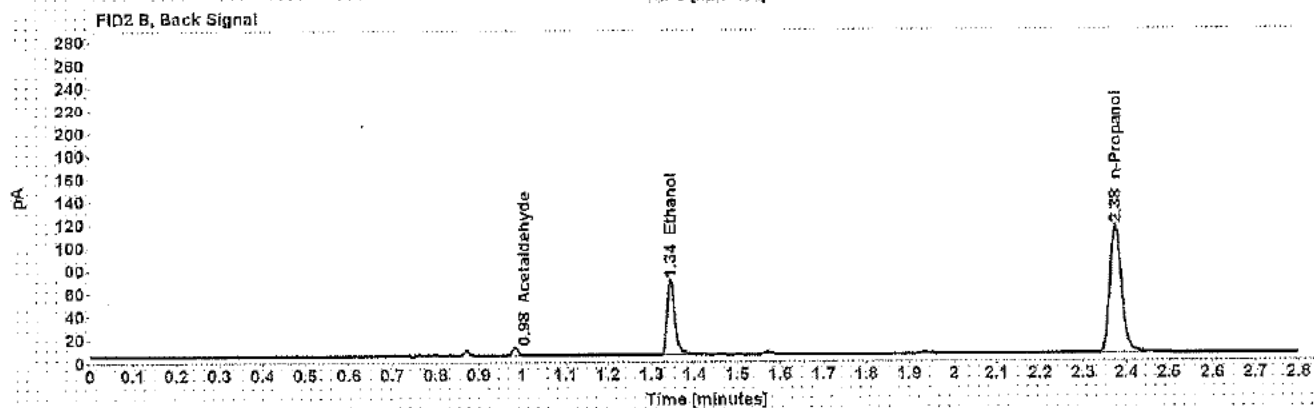
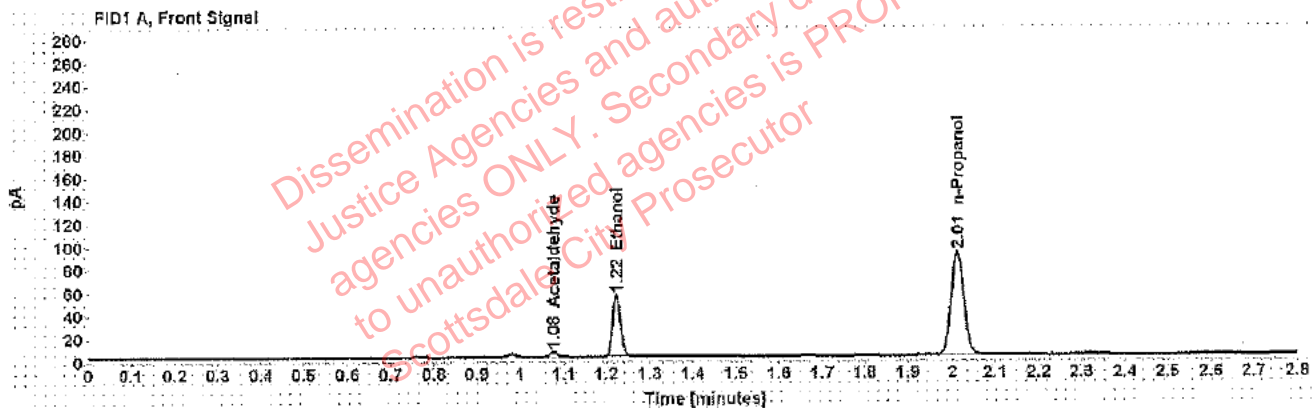


Table 1: FID 1 A (column DB-ALC1)

Compound	Amount (g/100mL)	Time (min)	Peak Area
Acetaldehyde	-----	1.077	4.763
>Ethanol	0.1050	1.223	68.521
n-Propanol	-----	2.013	183.531

Table 2: FID 2 B (column DB-ALC2)

Compound	Time (min)	Peak Area
Acetaldehyde	0.984	6.055
Ethanol	1.344	80.202
n-Propanol	2.375	214.024

Scottsdale Police Department Crime Lab Volatiles Analysis

Sample: [REDACTED]	Item number: 1184416
Injection date: 12/12/2017 12:11:12 PM	Vial: 25
Method: ethanol quant.M	Sequence: 12Dec17
Instrument: US14173023 CN14160045	Analyst: Adrian
Data file: C:\Chem32\1\Data\12Dec17\25.D	

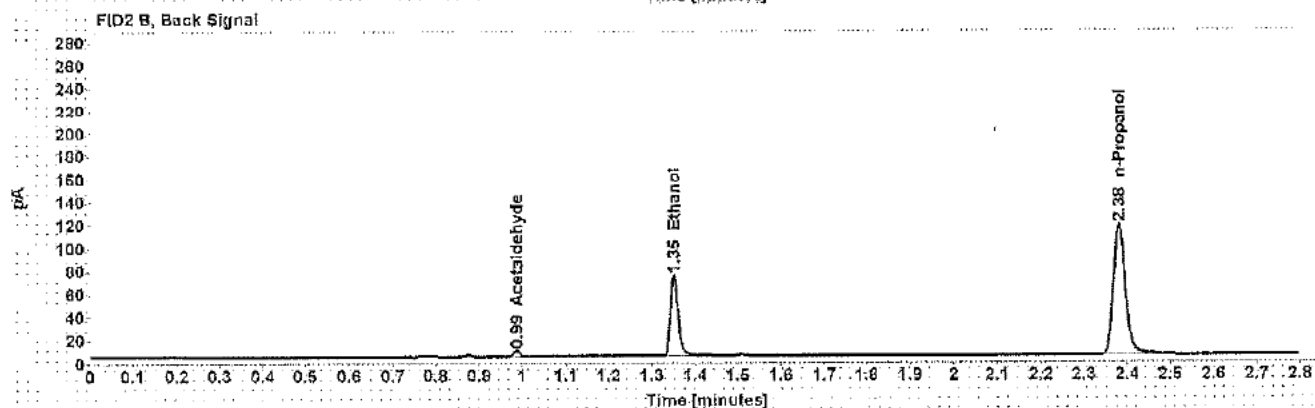
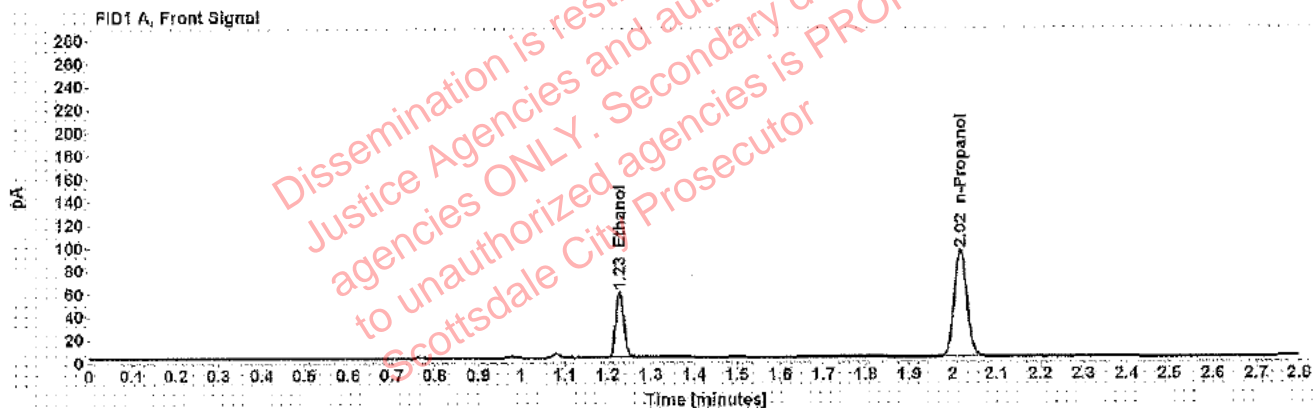


Table 1: FID 1 A (column DB-ALC1)

Compound	Amount (g/100mL)	Time (min)	Peak Area
>Ethanol	0.1099	1.228	73.977
n-Propanol	-----	2.017	169.213

Table 2: FID 2 B (column DB-ALC2)

Compound	Time (min)	Peak Area
Acetaldehyde	0.987	4.633
Ethanol	1.351	86.466
n-Propanol	2.381	220.114

Scottsdale Police Department Crime Lab Volatiles Analysis

Sample: [REDACTED]	Item number: 1184416
Injection date: 12/12/2017 12:15:12 PM	Vial: 26
Method: ethanol quant.M	Sequence: 12Dec17
Instrument: US14173023 CN14160045	Analyst: Adrian
Data file: C:\Chem32\1\Data\12Dec17\26.D	

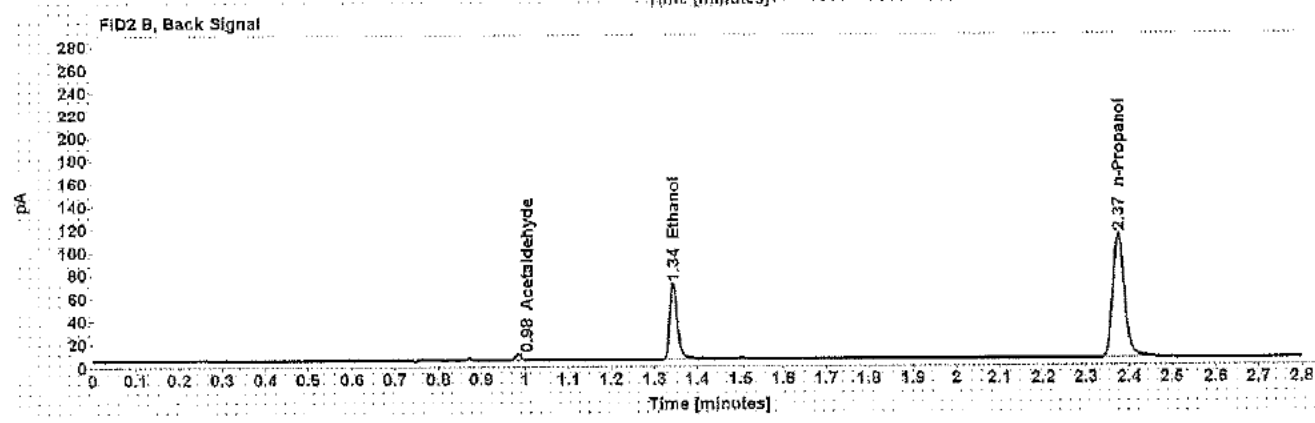
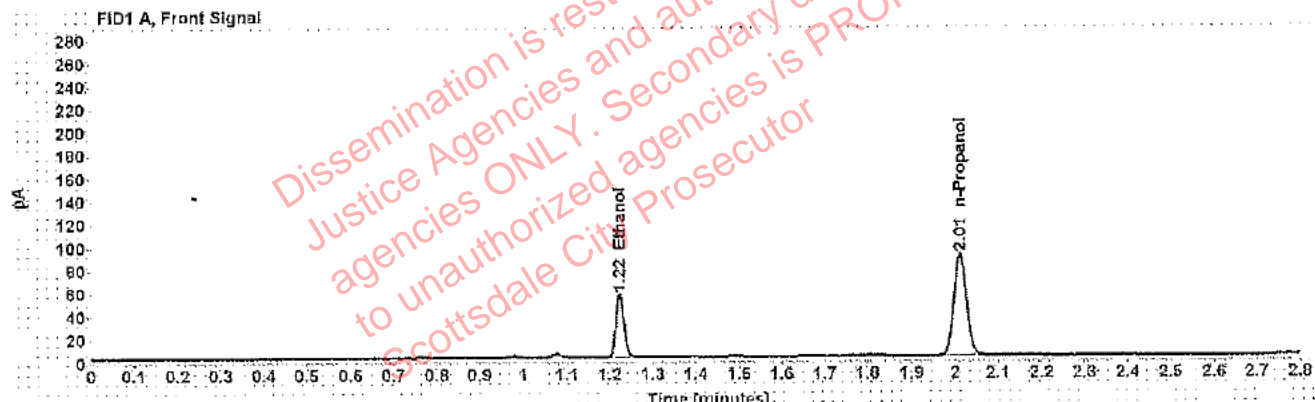


Table 1: FID 1 A (column DB-ALC1)

Compound	Amount (g/100mL)	Time (min)	Peak Area
>Ethanol	0.1084	1.223	69.596
n-Propanol	-----	2.013	180.428

Table 2: FID 2 B (column DB-ALC2)

Compound	Time (min)	Peak Area
Acetaldehyde	0.984	4.528
Ethanol	1.344	81.214
n-Propanol	2.375	209.691

Scottsdale Police Department Crime Lab Volatiles Analysis

Sample: [REDACTED]	Item number: 1183720
Injection date: 12/12/2017 12:19:13 PM	Vial: 27
Method: ethanol quant.M	Sequence: 12Dec17
Instrument: US14173023 CN14160045	Analyst: Adrian
Data file: C:\Chem32\1\Data\12Dec17\27.D	

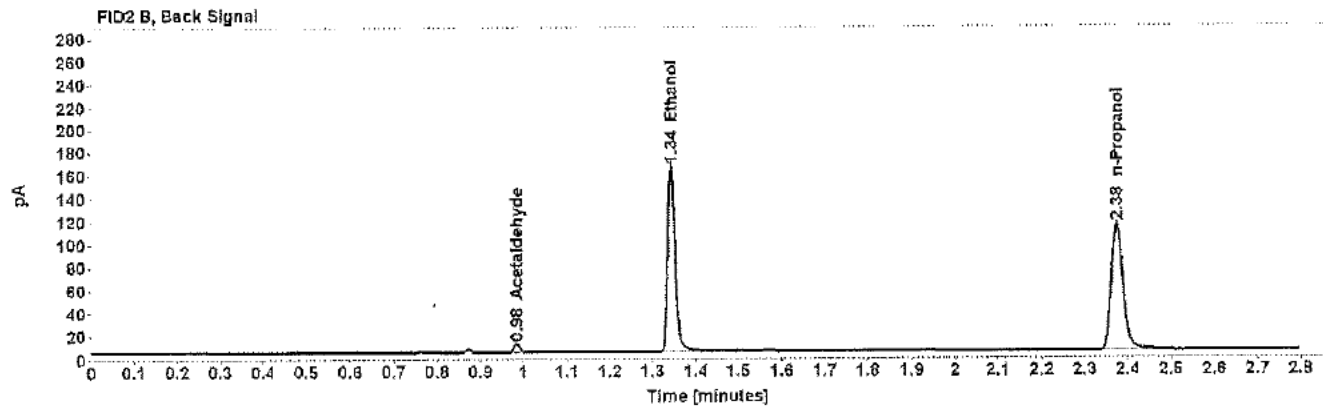
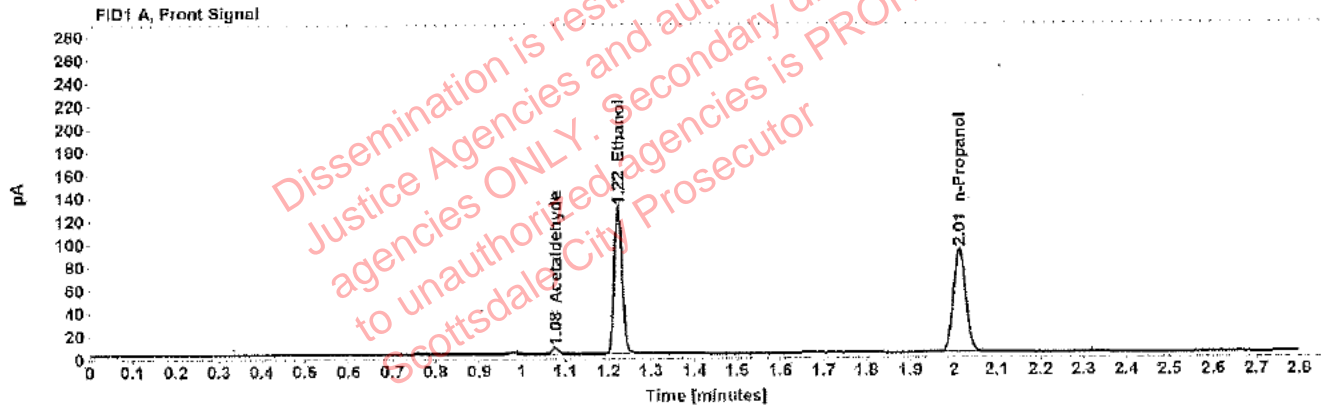


Table 1: FID 1 A (column DB-ALC1)

Compound	Amount (g/100mL)	Time (min)	Peak Area
Acetaldehyde	-----	1.077	5.476
>Ethanol	0.2488	1.223	163.753
n-Propanol	-----	2.013	183.211

Table 2: FID 2 B (column DB-ALC2)

Compound	Time (min)	Peak Area
Acetaldehyde	0.984	6.919
Ethanol	1.343	195.978
n-Propanol	2.375	213.809

Scottsdale Police Department Crime Lab Volatiles Analysis

Sample: [REDACTED]	Item number: 1183720
Injection date: 12/12/2017 12:23:12 PM	Vial: 28
Method: ethanol quant.M	Sequence: 12Dec17
Instrument: US14173023 CN14160045	Analyst: Adrian
Data file: C:\Chem32\1\Data\12Dec17\28.D	

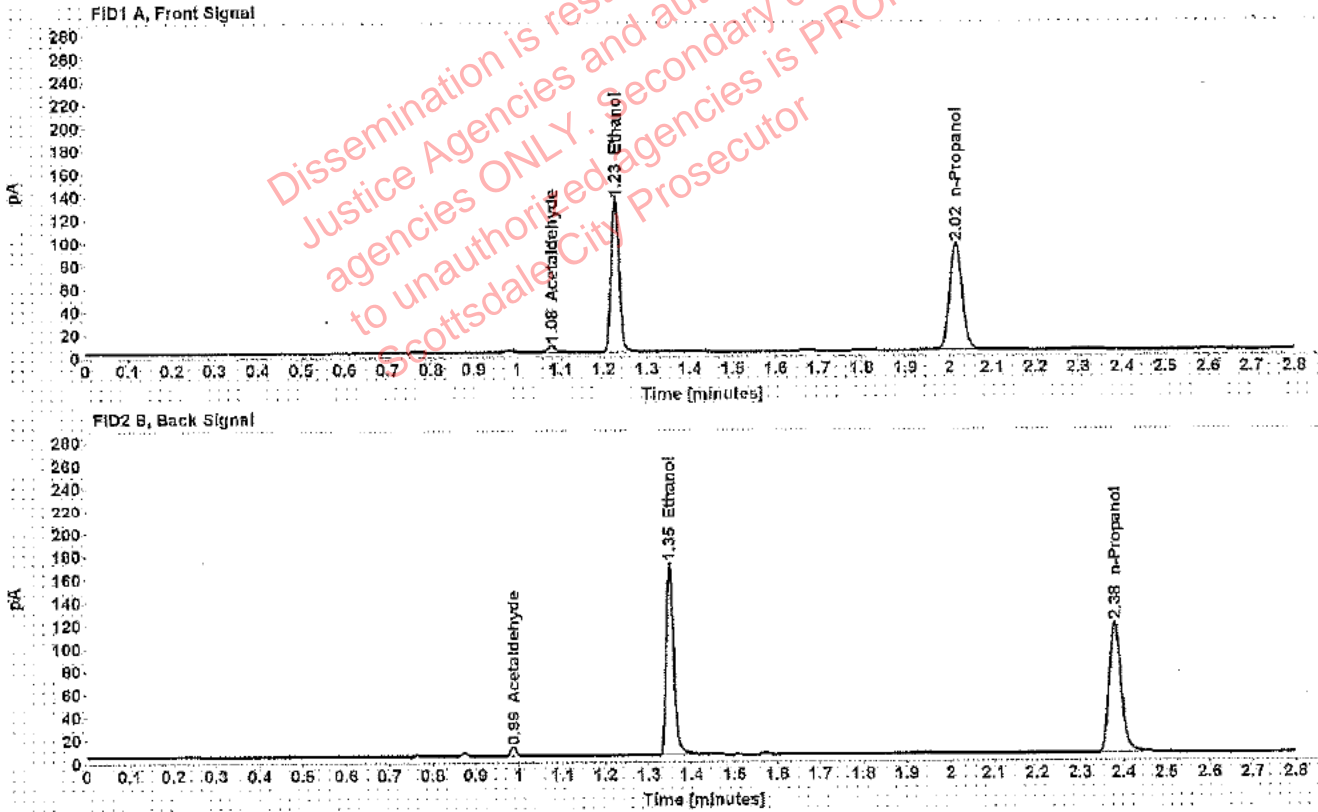


Table 1: FID 1 A (column DB-ALC1)

Compound	Amount (g/100mL)	Time (min)	Peak Area
Acetaldehyde	-----	1.079	5.578
>Ethanol	0.2535	1.226	171.691
n-Propanol	-----	2.016	188.486

Table 2: FID 2 B (column DB-ALC2)

Compound	Time (min)	Peak Area
Acetaldehyde	0.987	6.986
Ethanol	1.349	205.451
n-Propanol	2.380	220.321

Scottsdale Police Department Crime Lab Volatiles Analysis

Sample: [REDACTED]	Item number: 1183724
Injection date: 12/12/2017 12:27:12 PM	Vial: 29
Method: ethanol quant.M	Sequence: 12Dec17
Instrument: US14173023 CN14160045	Analyst: Adrian
Data file: C:\Chem32\11\Data\12Dec17\29.D	

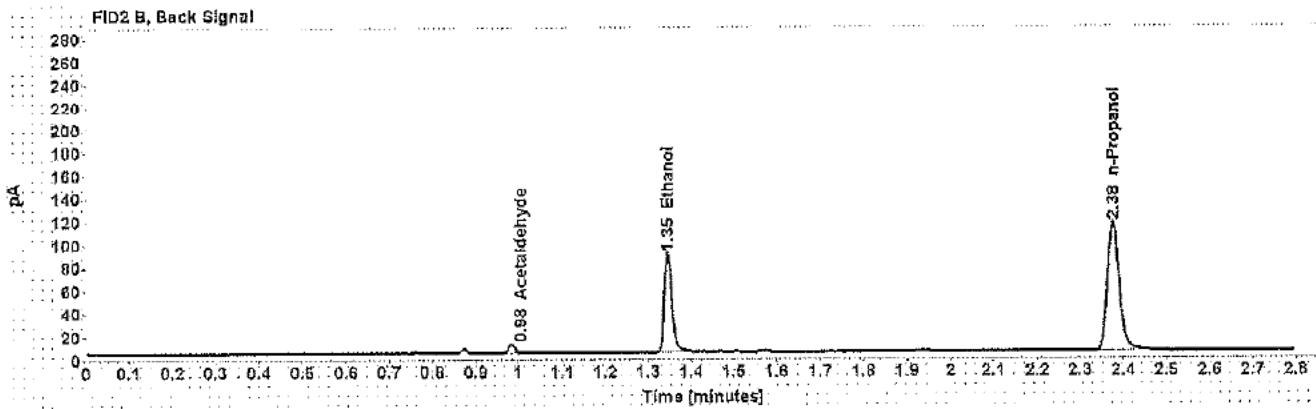
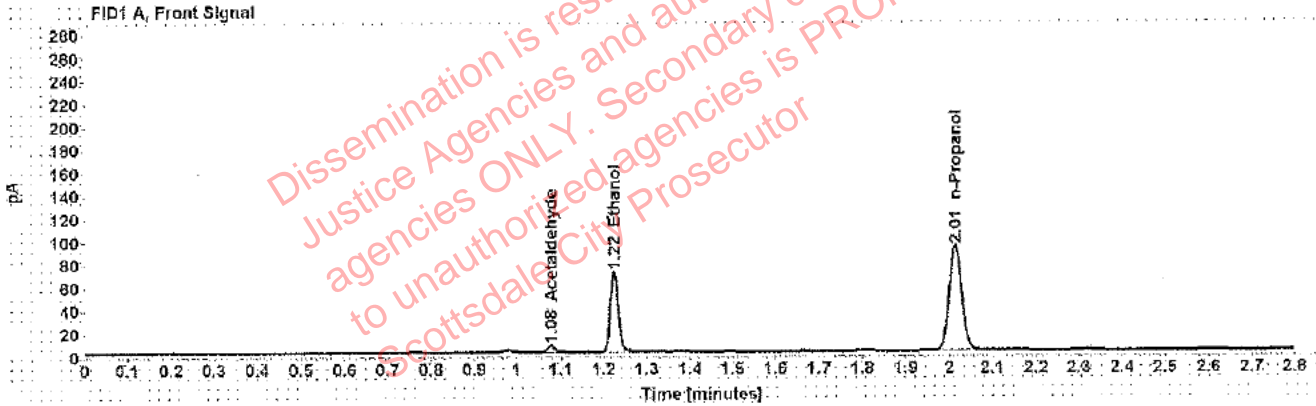


Table 1: FID 1 A (column DB-ALC1)

Compound	Amount (g/100mL)	Time (min)	Peak Area
Acetaldehyde	-----	1.077	5.708
>Ethanol	0.1355	1.224	89.867
n-Propanol	-----	2.014	185.745

Table 2: FID 2 B (column DB-ALC2)

Compound	Time (min)	Peak Area
Acetaldehyde	0.984	7.194
Ethanol	1.346	105.442
n-Propanol	2.376	216.901

Scottsdale Police Department Crime Lab Volatiles Analysis

Sample: [REDACTED]	Item number: 1183724
Injection date: 12/12/2017 12:31:12 PM	Vial: 30
Method: ethanol quant.M	Sequence: 12Dec17
Instrument: US14173023 CN14160045	Analyst: Adrian
Data file: C:\Chem32\1\Data\12Dec17\30.D	

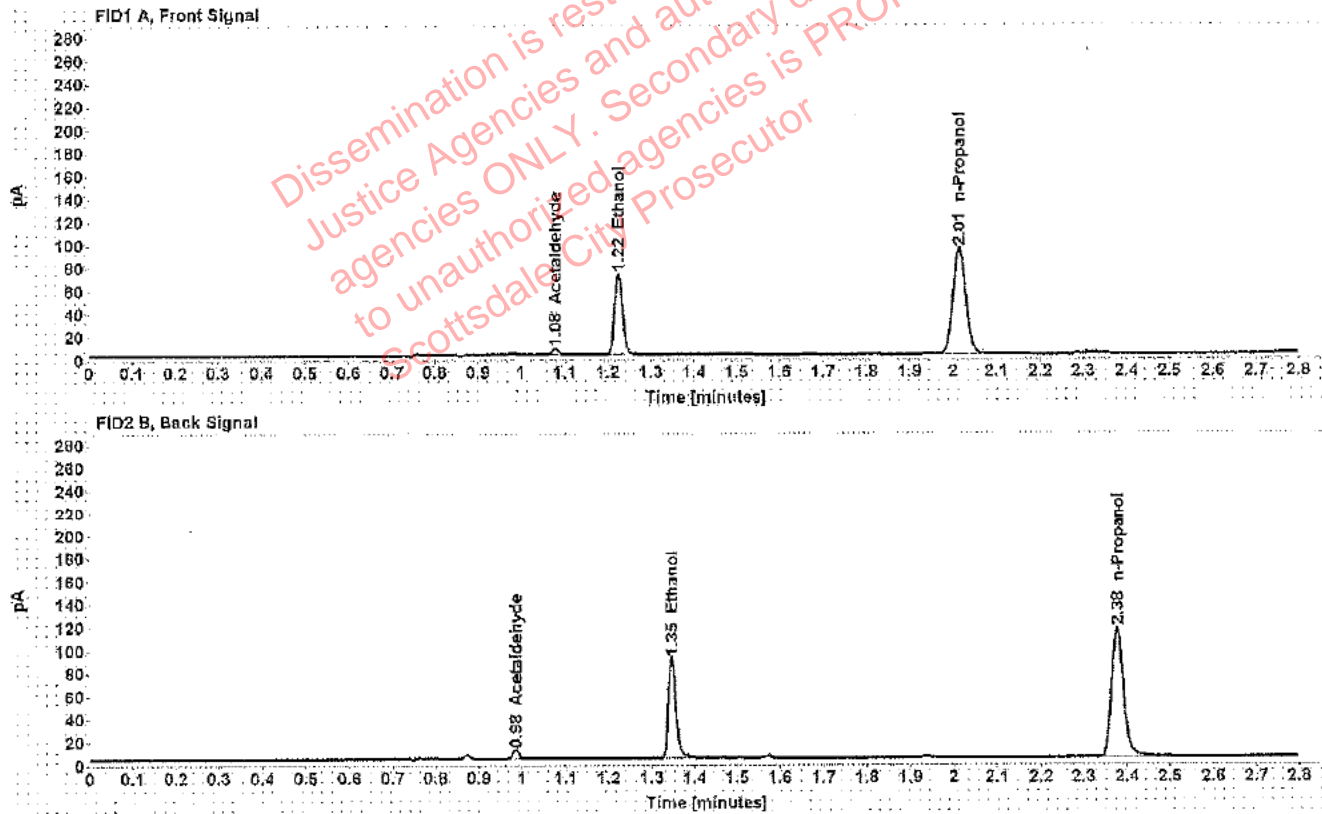


Table 1: FID 1 A (column DB-ALC1)

Compound	Amount (g/100mL)	Time (min)	Peak Area
Acetaldehyde	-----	1.078	5.714
>Ethanol	0.1354	1.225	90.642
n-Propanol	-----	2.014	187.501

Table 2: FID 2 B (column DB-ALC2)

Compound	Time (min)	Peak Area
Acetaldehyde	0.985	7.140
Ethanol	1.348	106.452
n-Propanol	2.377	217.580

Scottsdale Police Department Crime Lab Volatiles Analysis

Sample: [REDACTED]	Item number: 1183796
Injection date: 12/12/2017 12:39:27 PM	Vial: 32
Method: ethanol quant.M	Sequence: 12Dec17
Instrument: US14173023 CN14160045	Analyst: Adrian
Data file: C:\Chem32\1\Data\12Dec17\32.D	

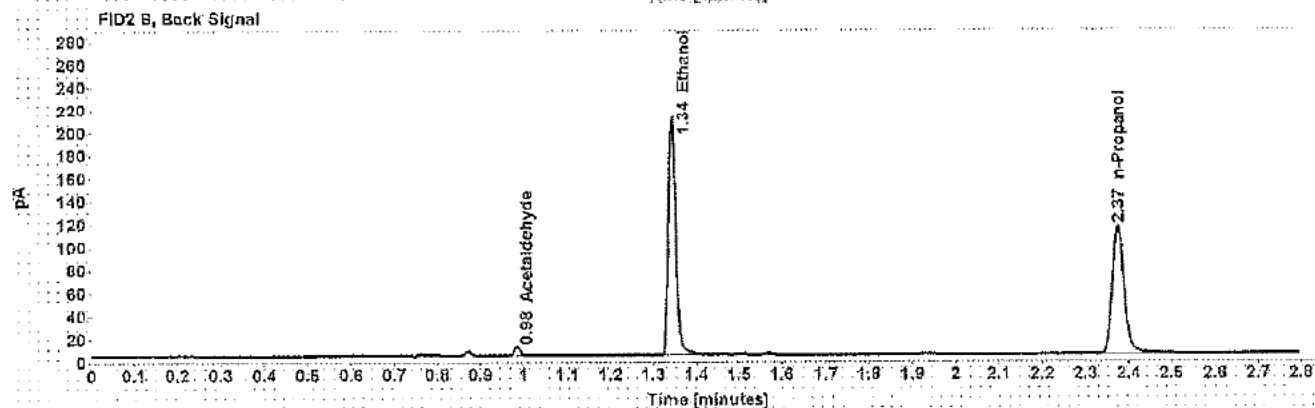
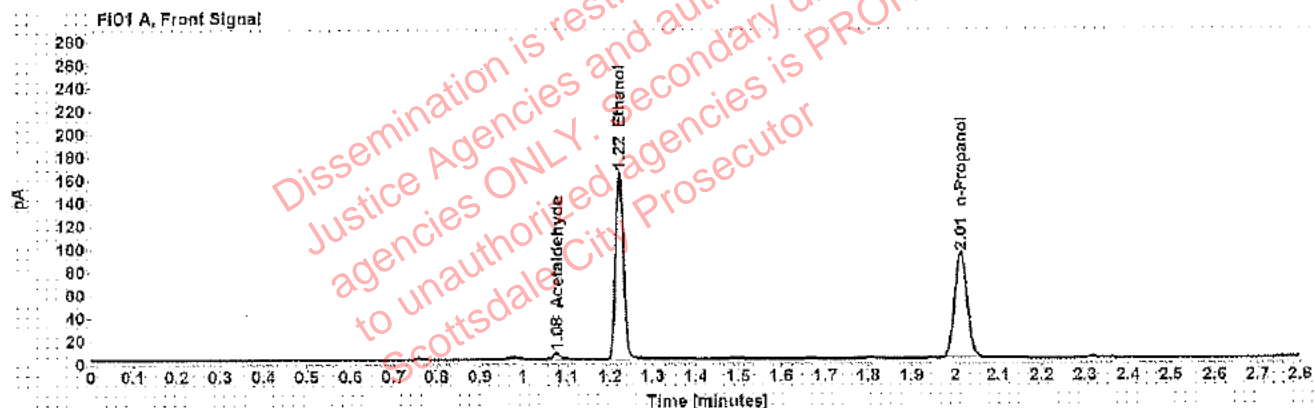


Table 1: FID 1 A (column DB-ALC1)

Compound	Amount (g/100mL)	Time (min)	Peak Area
Acetaldehyde	-----	1.077	5.747
>Ethanol	0.3116	1.222	208.066
n-Propanol	-----	2.012	185.603

Table 2: FID 2 B (column DB-ALC2)

Compound	Time (min)	Peak Area
Acetaldehyde	0.984	7.239
Ethanol	1.343	249.733
n-Propanol	2.375	217.170

Scottsdale Police Department Crime Lab Volatiles Analysis

Sample: [REDACTED]	Item number: 1183796
Injection date: 12/12/2017 12:43:27 PM	Vial: 33
Method: ethanol quant.M	Sequence: 12Dec17
Instrument: US14173023 CN14160045	Analyst: Adrian
Data file: C:\Chem32\1\Data\12Dec17\33.D	

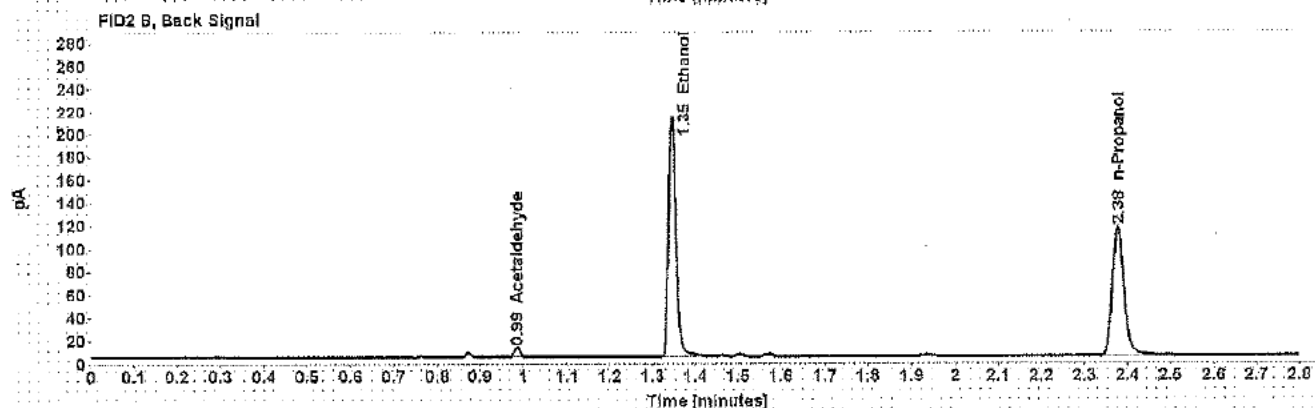
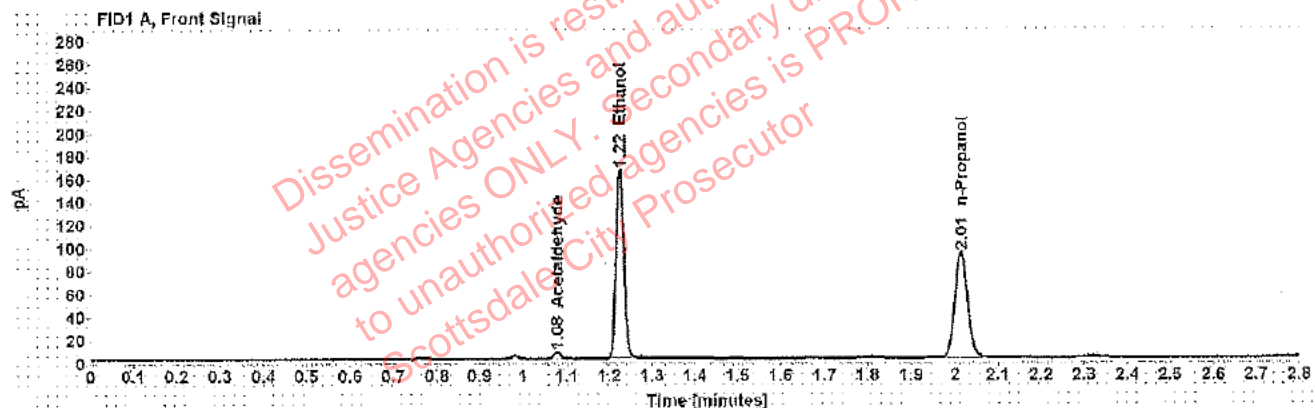


Table 1: FID 1 A (column DB-ALC1)

Compound	Amount (g/100mL)	Time (min)	Peak Area
Acetaldehyde	-----	1.078	5.860
>Ethanol	0.3133	1.224	211.124
n-Propanol	-----	2.014	187.298

Table 2: FID 2 B (column DB-ALC2)

Compound	Time (min)	Peak Area
Acetaldehyde	0.985	7.337
Ethanol	1.346	253.418
n-Propanol	2.377	217.884

Scottsdale Police Department Crime Lab Volatiles Analysis

Sample: [REDACTED]	Item number: 1183686
Injection date: 12/12/2017 12:47:28 PM	Vial: 34
Method: ethanol quant.M	Sequence: 12Dec17
Instrument: US14173023 CN14160045	Analyst: Adrian
Data file: C:\Chem32\1\Data\12Dec17\34.D	

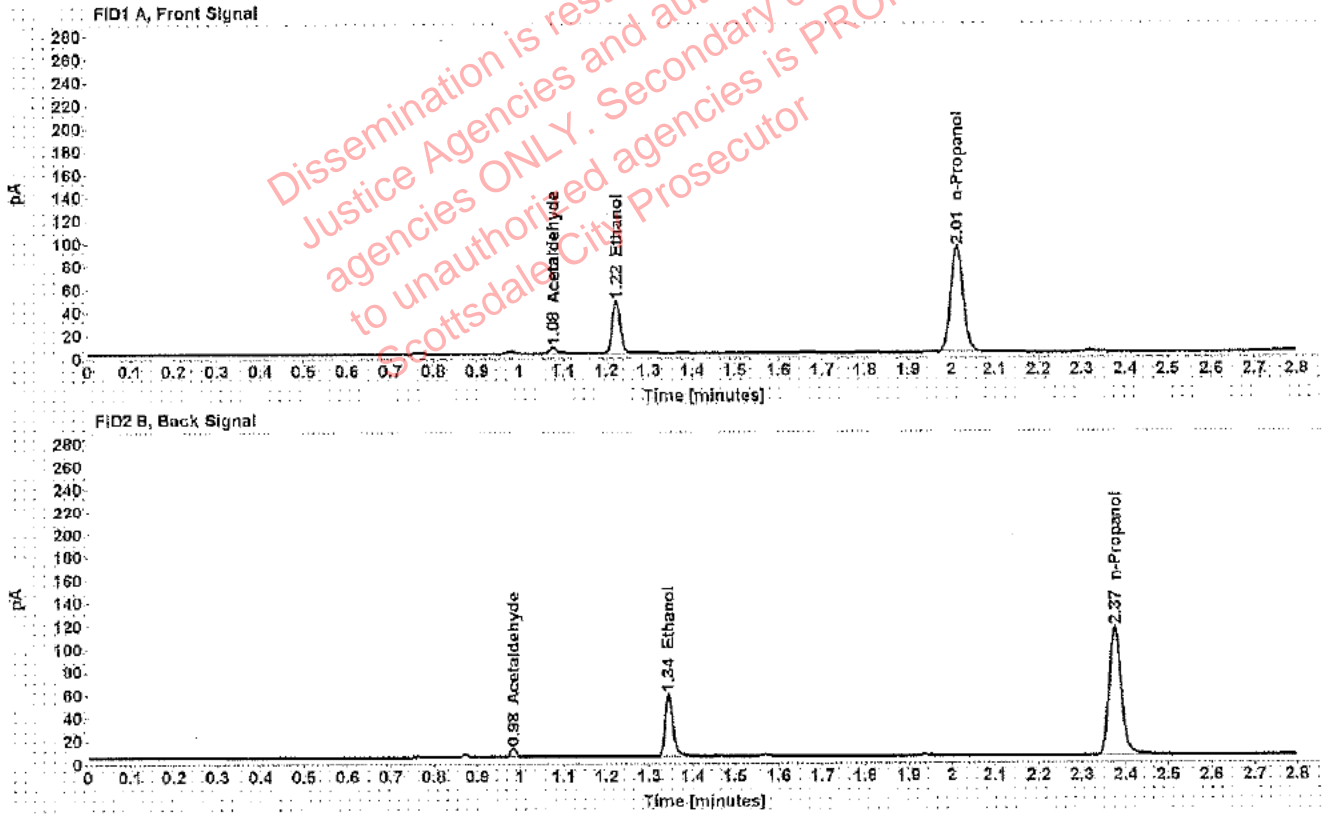


Table 1: FID 1 A (column DB-ALC1)

Compound	Amount (g/100mL)	Time (min)	Peak Area
Acetaldehyde	-----	1.077	5.372
>Ethanol	0.0879	1.223	57.728
n-Propanol	-----	2.013	185.383

Table 2: FID 2 B (column DB-ALC2)

Compound	Time (min)	Peak Area
Acetaldehyde	0.984	6.788
Ethanol	1.344	67.469
n-Propanol	2.375	217.070

Scottsdale Police Department Crime Lab Volatiles Analysis

Sample: [REDACTED]	Item number: 1183686
Injection date: 12/12/2017 12:51:27 PM	Vial: 35
Method: ethanol quant.M	Sequence: 12Dec17
Instrument: US14173023 CN14160045	Analyst: Adrian
Data file: C:\Chem32\1\Data\12Dec17\35.D	

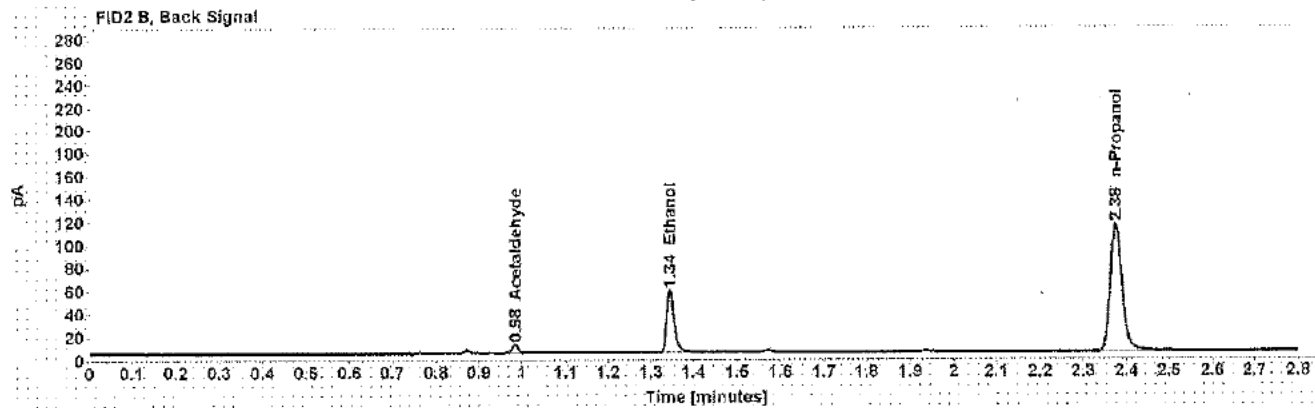
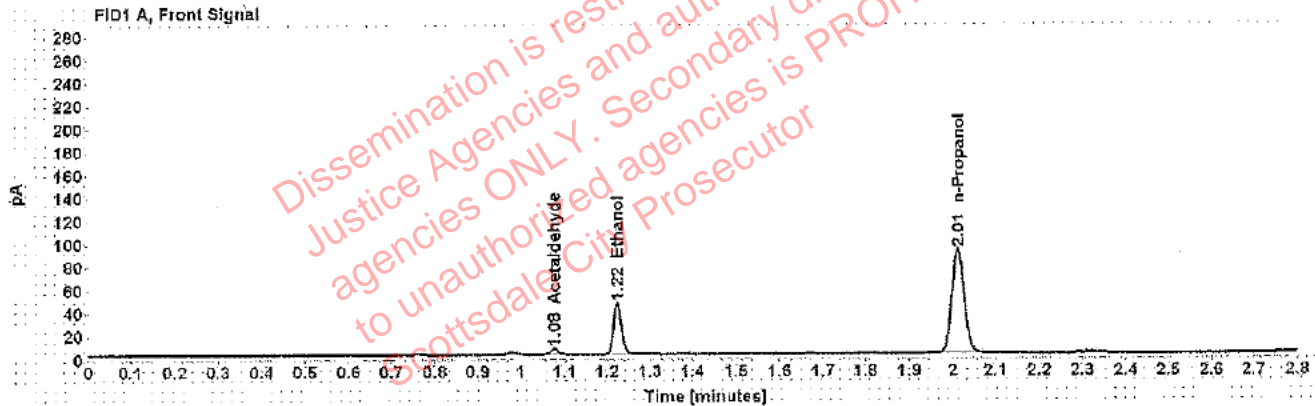


Table 1: FID 1 A (column DB-ALC1)

Compound	Amount (g/100mL)	Time (min)	Peak Area
Acetaldehyde	-----	1.077	5.355
>Ethanol	0.0880	1.224	57.305
n-Propanol	-----	2.013	183.729

Table 2: FID 2 B (column DB-ALC2)

Compound	Time (min)	Peak Area
Acetaldehyde	0.984	6.750
Ethanol	1.345	66.878
n-Propanol	2.375	214.914

Scottsdale Police Department Crime Lab Volatiles Analysis

Sample: [REDACTED]	Item number: 1183559
Injection date: 12/12/2017 12:55:28 PM	Vial: 36
Method: ethanol quant.M	Sequence: 12Dec17
Instrument: US14173023 CN14160045	Analyst: Adrian
Data file: C:\Chem32\1\Data\12Dec17\36.D	

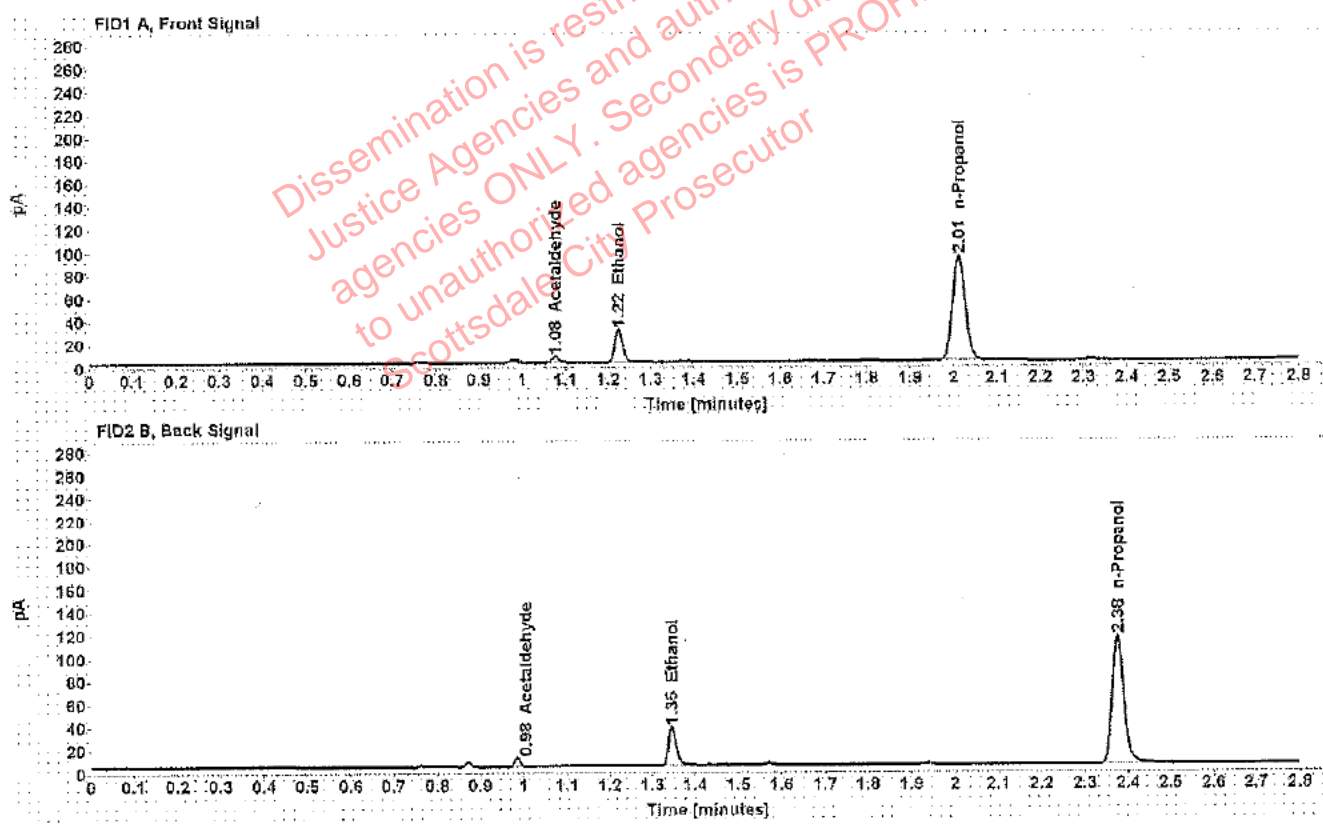


Table 1: FID 1 A (column DB-ALC1)

Compound	Amount (g/100mL)	Time (min)	Peak Area
Acetaldehyde	-----	1.077	5.287
>Ethanol	0.0563	1.224	36.422
n-Propanol	-----	2.013	184.937

Table 2: FID 2 B (column DB-ALC2)

Compound	Time (min)	Peak Area
Acetaldehyde	0.984	6.674
Ethanol	1.346	43.180
n-Propanol	2.376	216.379

Scottsdale Police Department Crime Lab Volatiles Analysis

Sample: [REDACTED]	Item number: 1183559
Injection date: 12/12/2017 12:59:42 PM	Vial: 37
Method: ethanol quant.M	Sequence: 12Dec17
Instrument: US14173023 CN14160045	Analyst: Adrian
Data file: C:\Chem32\11\Data\12Dec17\37.D	

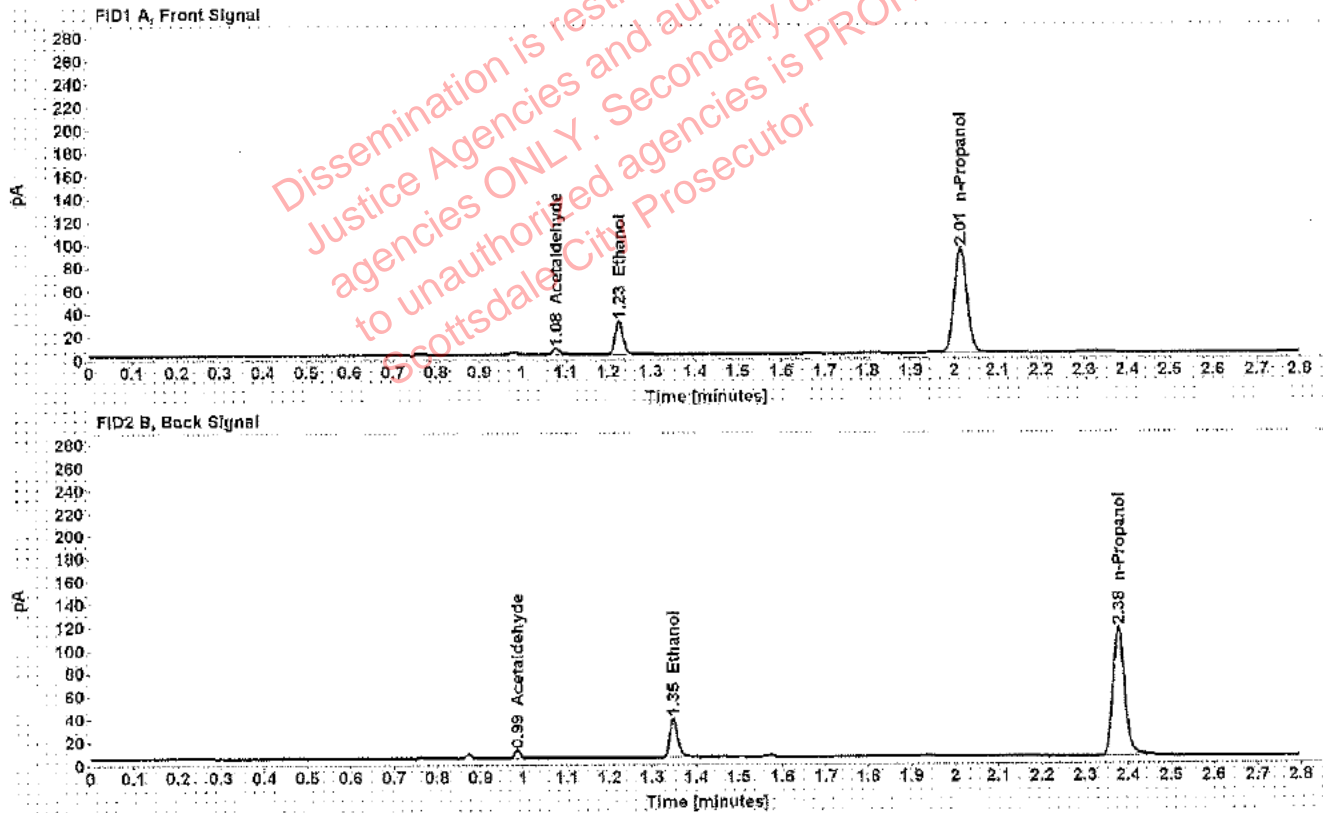


Table 1: FID 1 A (column DB-ALC1)

Compound	Amount (g/100mL)	Time (min)	Peak Area
Acetaldehyde	-----	1.078	5.226
>Ethanol	0.0561	1.225	36.660
n-Propanol	-----	2.014	186.773

Table 2: FID 2 B (column DB-ALC2)

Compound	Time (min)	Peak Area
Acetaldehyde	0.985	6.590
Ethanol	1.348	43.485
n-Propanol	2.377	217.314

Scottsdale Police Department Crime Lab Volatiles Analysis

Sample: [REDACTED]	Item number: 1184599
Injection date: 12/12/2017 1:03:44 PM	Vial: 38
Method: ethanol quant.M	Sequence: 12Dec17
Instrument: US14173023 CN14160045	Analyst: Adrian
Data file: C:\Chem3211\Data\12Dec17\38.D	

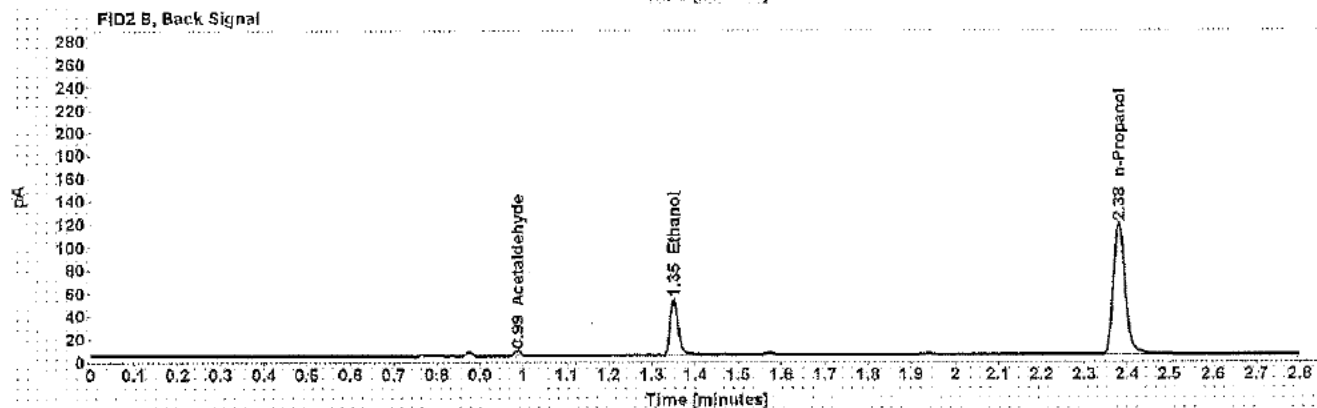
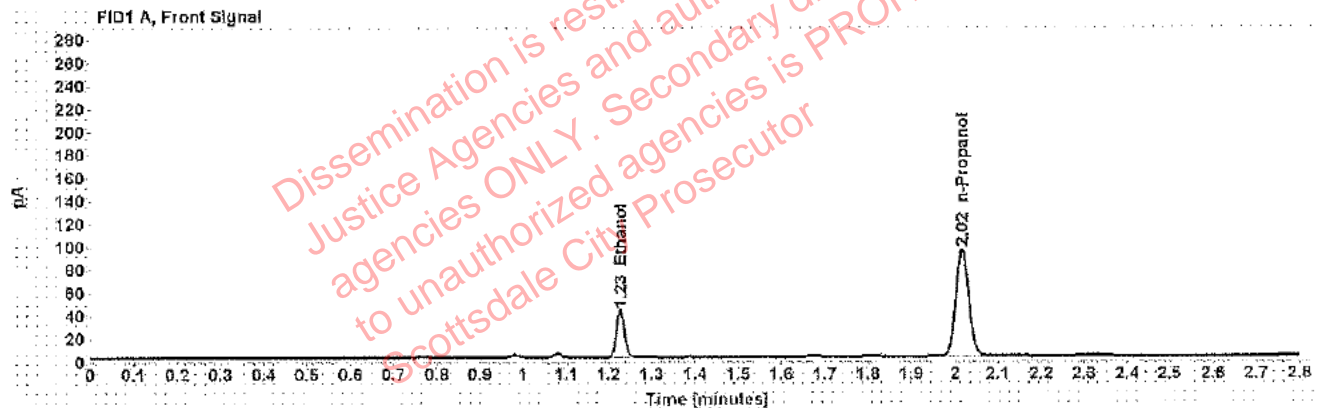


Table 1: FID 1 A (column DB-ALC1)

Compound	Amount (g/100mL)	Time (min)	Peak Area
>Ethanol	0.0776	1.228	52.388
n-Propanol	-----	2.017	191.153

Table 2: FID 2 B (column DB-ALC2)

Compound	Time (min)	Peak Area
Acetaldehyde	0.987	4.045
Ethanol	1.351	62.438
n-Propanol	2.381	222.097

Scottsdale Police Department Crime Lab Volatiles Analysis

Sample: [REDACTED]	Item number: 1184599
Injection date: 12/12/2017 1:07:42 PM	Vial: 39
Method: ethanol quant.M	Sequence: 12Dec17
Instrument: US14173023 CN14160045	Analyst: Adrian
Data file: C:\Chem32\1\Data\12Dec17\39.D	

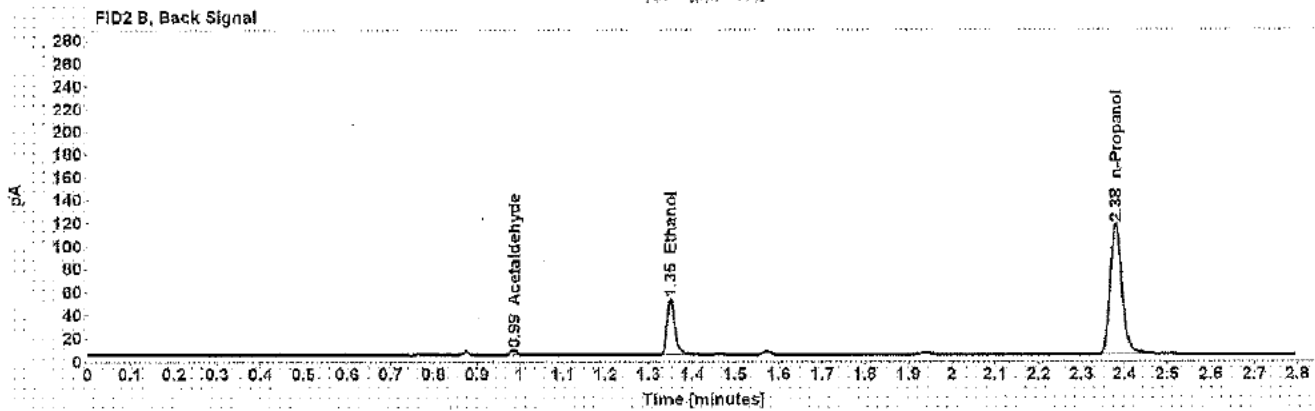
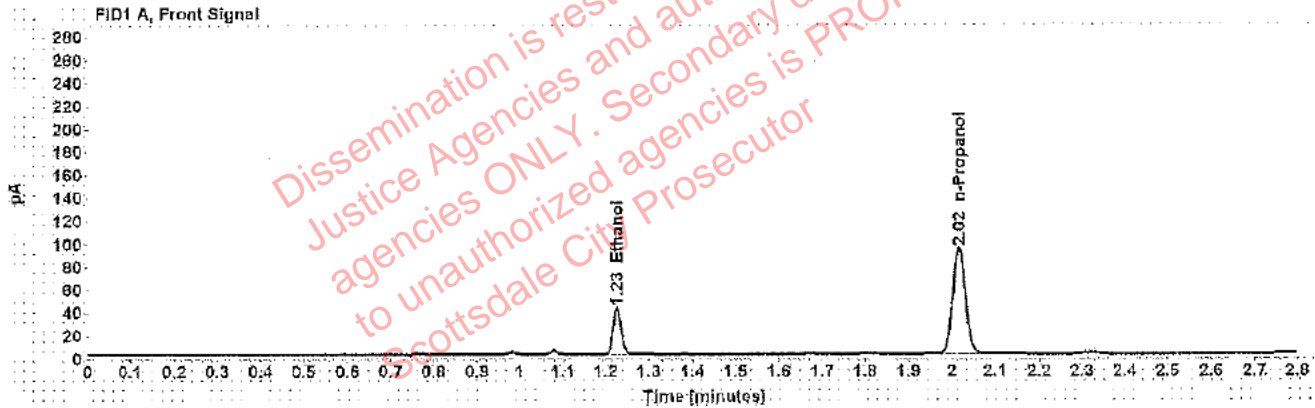


Table 1: FID 1 A (column DB-ALC1)

Compound	Amount (g/100mL)	Time (min)	Peak Area
>Ethanol	0.0778	1.227	51.743
n-Propanol	---	2.016	188.308

Table 2: FID 2 B (column DB-ALC2)

Compound	Time (min)	Peak Area
Acetaldehyde	0.986	3.955
Ethanol	1.349	61.694
n-Propanol	2.379	219.104

Scottsdale Police Department Crime Lab Volatiles Analysis

Sample: [REDACTED]	Item number: 1181646
Injection date: 12/12/2017 1:11:42 PM	Vial: 40
Method: ethanol quant.M	Sequence: 12Dec17
Instrument: US14173023 CN14160045	Analyst: Adrian
Data file: C:\Chem32\1\Data\12Dec17\40.D	

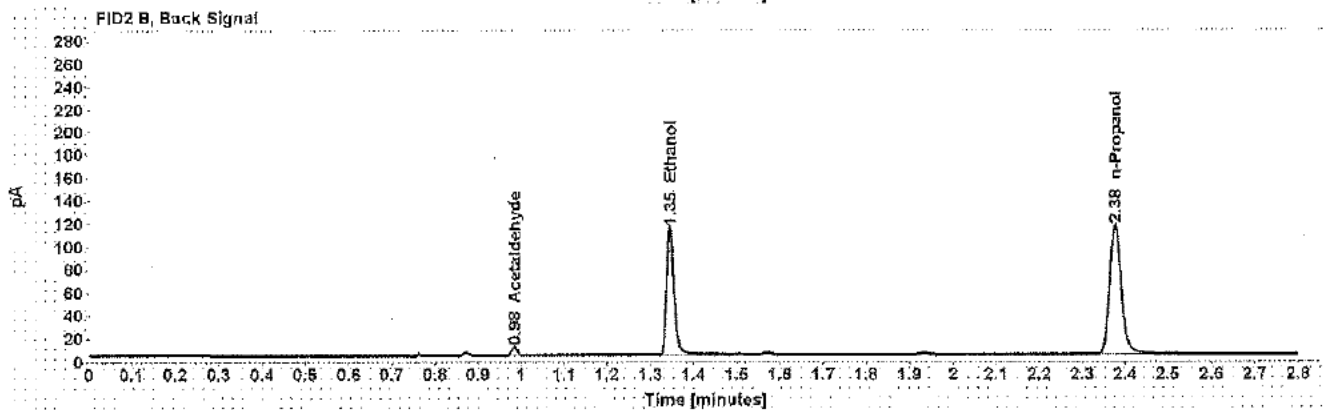
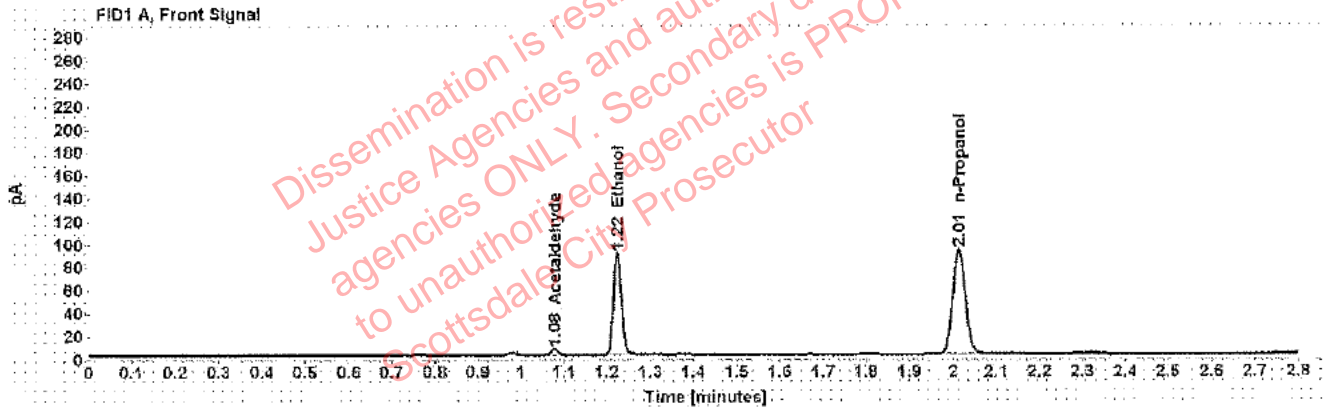


Table 1: FID 1 A (column DB-ALC1)

Compound	Amount (g/100mL)	Time (min)	Peak Area
Acetaldehyde	-----	1.077	5.123
>Ethanol	0.1716	1.224	114.176
n-Propanol	-----	2.014	185.868

Table 2: FID 2 B (column DB-ALC2)

Compound	Time (min)	Peak Area
Acetaldehyde	0.984	6.452
Ethanol	1.345	136.710
n-Propanol	2.376	218.027

Scottsdale Police Department Crime Lab Volatiles Analysis

Sample: [REDACTED]	Item number: 1181646
Injection date: 12/12/2017 1:15:42 PM	Vial: 41
Method: ethanol quant.M	Sequence: 12Dec17
Instrument: US14173023 CN14160045	Analyst: Adrian
Data file: C:\Chem32\1\Data\12Dec17\41.D	

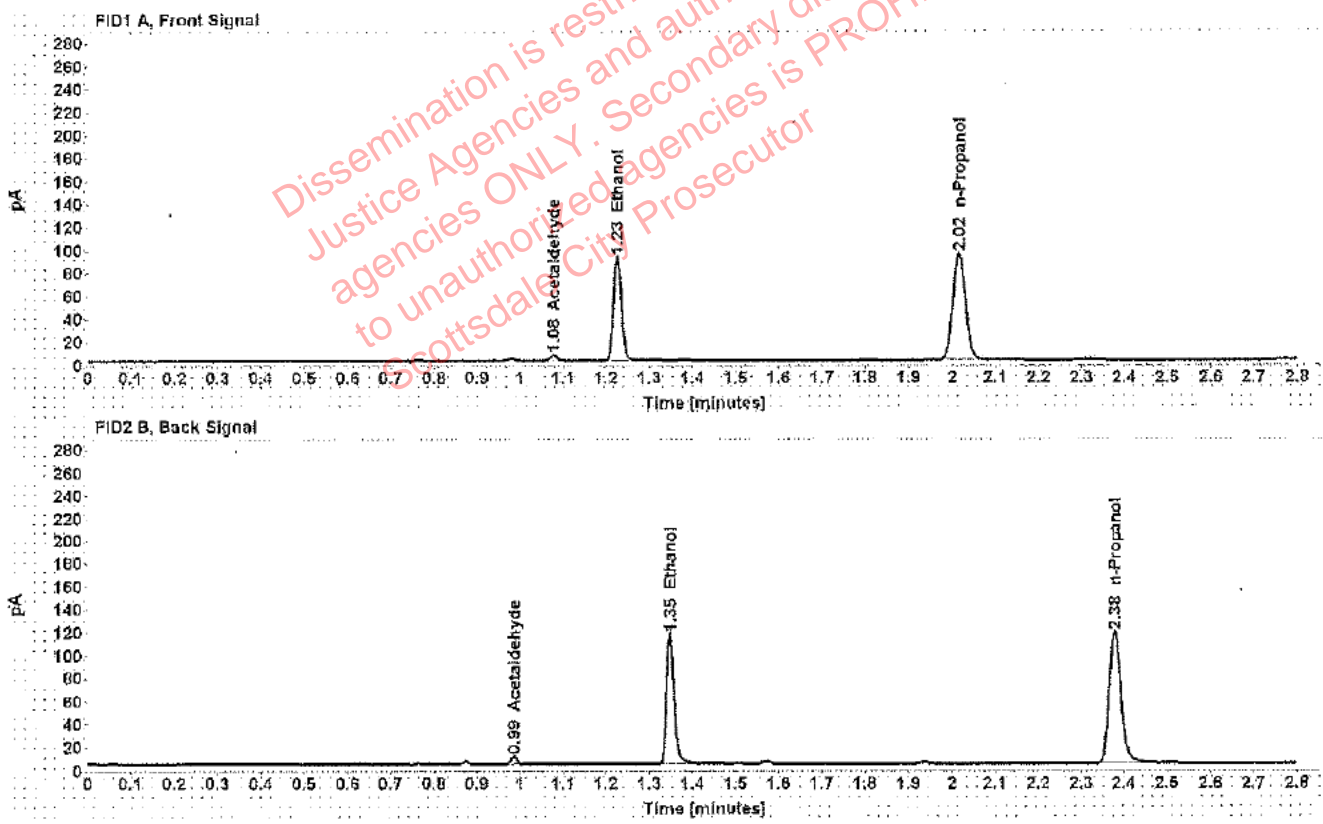


Table 1: FID 1 A (column DB-ALC1)

Compound	Amount (g/100mL)	Time (min)	Peak Area
Acetaldehyde	-----	1.079	5.166
>Ethanol	0.1722	1.226	116,813
n-Propanol	-----	2.016	189,461

Table 2: FID 2 B (column DB-ALC2)

Compound	Time (min)	Peak Area
Acetaldehyde	0.986	6,540
Ethanol	1,348	139,936
n-Propanol	2,379	222,399

Scottsdale Police Department Crime Lab Volatiles Analysis

Sample: [REDACTED]	Item number: 1182200
Injection date: 12/12/2017 1:23:57 PM	Vial: 43
Method: ethanol quant.M	Sequence: 12Dec17
Instrument: US14173023 CN14160045	Analyst: Adrian
Data file: C:\Chem32\11\Data\12Dec17\43.D	

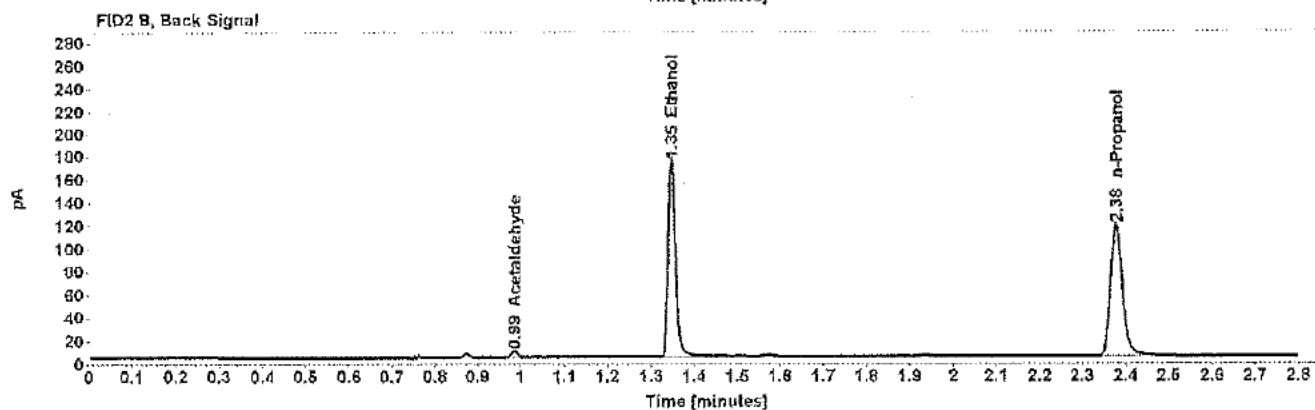
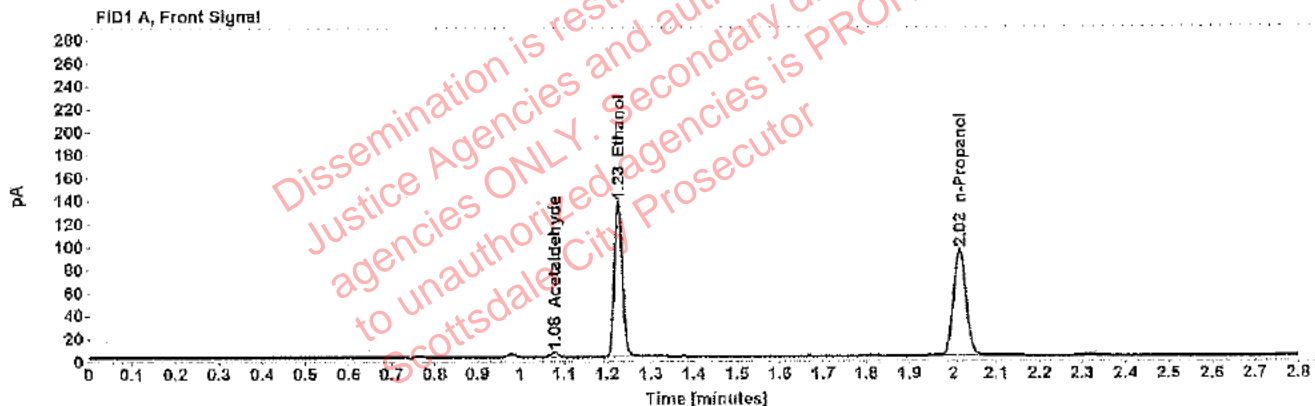


Table 1: FID 1 A (column DB-ALC1)

Compound	Amount (g/100mL)	Time (min)	Peak Area
Acetaldehyde	-----	1.078	4.028
>Ethanol	0.2566	1.225	173.494
n-Propanol	-----	2.015	188.138

Table 2: FID 2 B (column DB-ALC2)

Compound	Time (min)	Peak Area
Acetaldehyde	0.986	5.062
Ethanol	1.347	208.202
n-Propanol	2.378	220.889

Scottsdale Police Department Crime Lab Volatiles Analysis

Sample: [REDACTED]	Item number: 1182200
Injection date: 12/12/2017 1:27:57 PM	Vial: 44
Method: ethanol quant.M	Sequence: 12Dec17
Instrument: US14173023 CN14160045	Analyst: Adrian
Data file: C:\Chem32\1\Data\12Dec17\44.D	

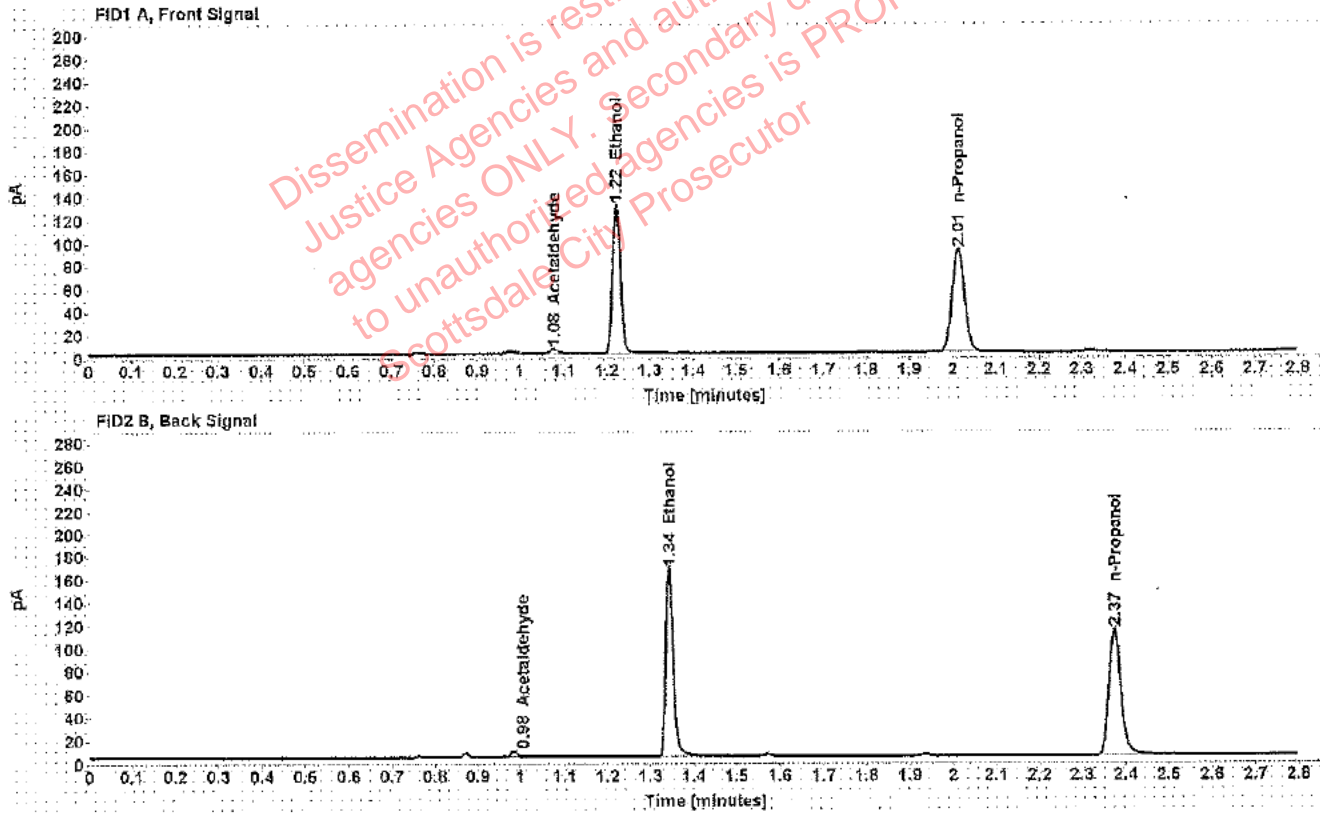


Table 1: FID 1 A (column DB-ALC1)

Compound	Amount (g/100mL)	Time (min)	Peak Area
Acetaldehyde	-----	1.077	3.982
>Ethanol	0.2539	1.222	166.111
n-Propanol	-----	2.012	182.082

Table 2: FID 2 B (column DB-ALC2)

Compound	Time (min)	Peak Area
Acetaldehyde	0.984	5.094
Ethanol	1.343	199.136
n-Propanol	2.375	214.026

Scottsdale Police Department Crime Lab Volatiles Analysis

Sample: [REDACTED]	Item number: 1182557
Injection date: 12/12/2017 1:31:57 PM	Vial: 45
Method: ethanol quant.M	Sequence: 12Dec17
Instrument: US14173023 CN14160045	Analyst: Adrian
Data file: C:\Chem3211\Data\12Dec17\45.D	

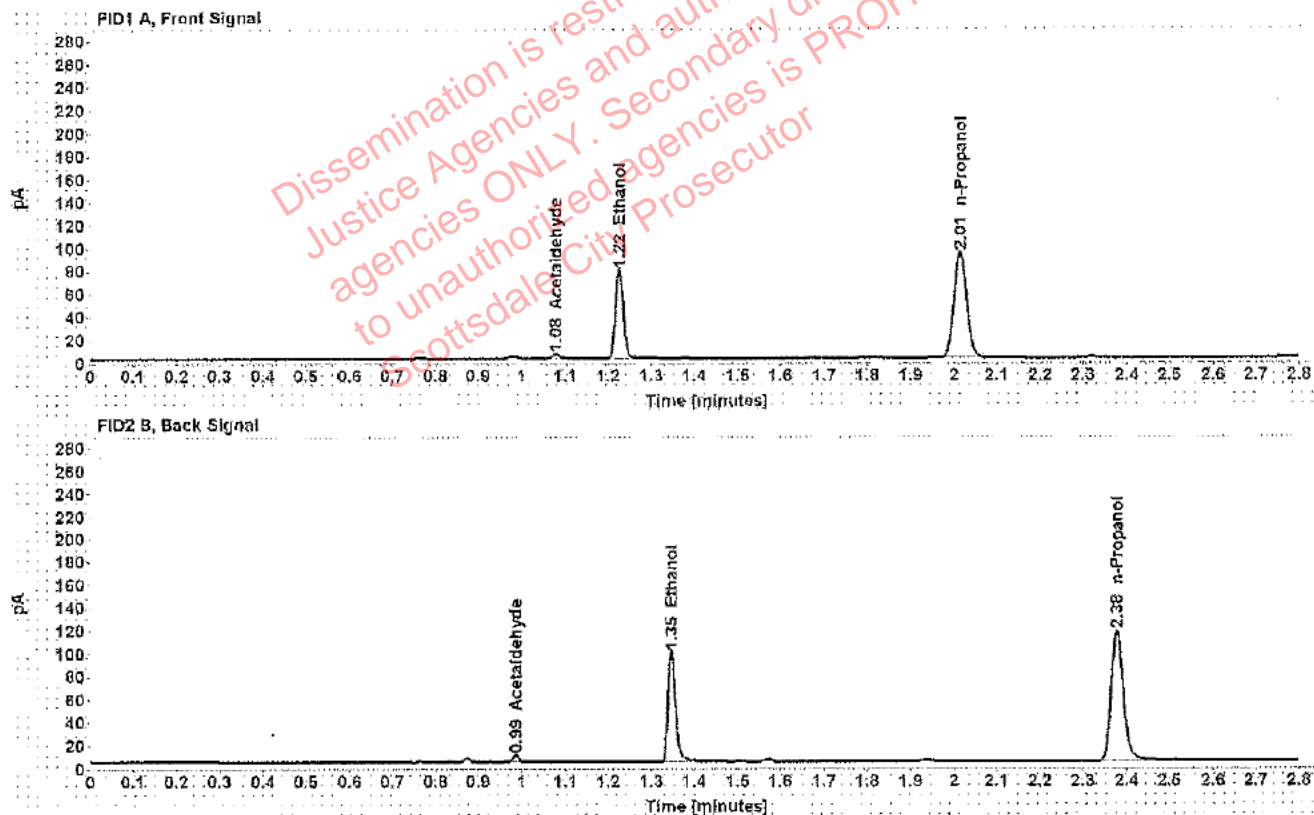


Table 1: FID 1 A (column DB-ALC1)

Compound	Amount (g/100mL)	Time (min)	Peak Area
Acetaldehyde	-----	1.078	4.153
>Ethanol	0.1483	1.225	99.173
n-Propanol	-----	2.015	187.055

Table 2: FID 2 B (column DB-ALC2)

Compound	Time (min)	Peak Area
Acetaldehyde	0.985	5.210
Ethanol	1.347	118.727
n-Propanol	2.378	219.508

Scottsdale Police Department Crime Lab Volatiles Analysis

Sample: [REDACTED]	Item number: 1182557
Injection date: 12/12/2017 1:35:57 PM	Vial: 46
Method: ethanol quant.M	Sequence: 12Dec17
Instrument: US14173023 CN14160045	Analyst: Adrian
Data file: C:\Chem32\1\Data\12Dec17\46.D	

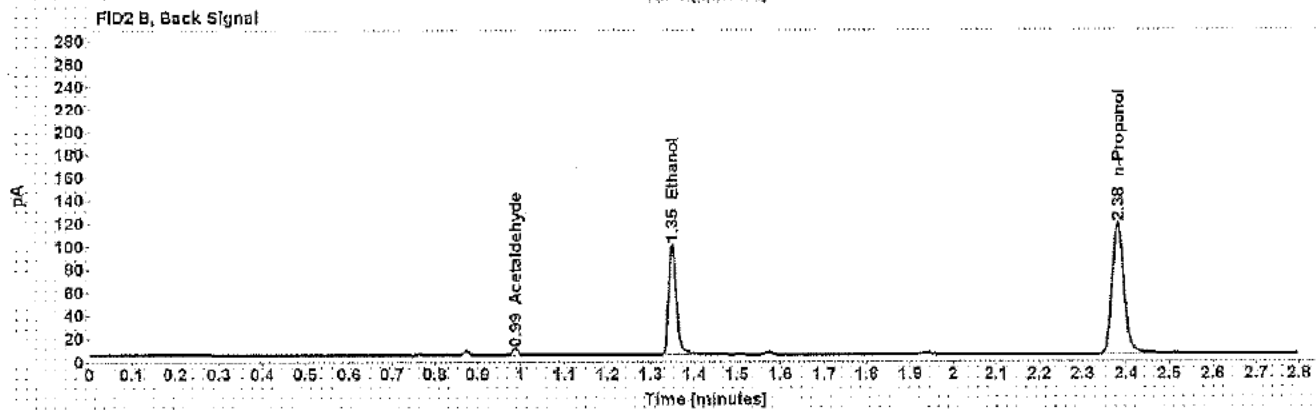
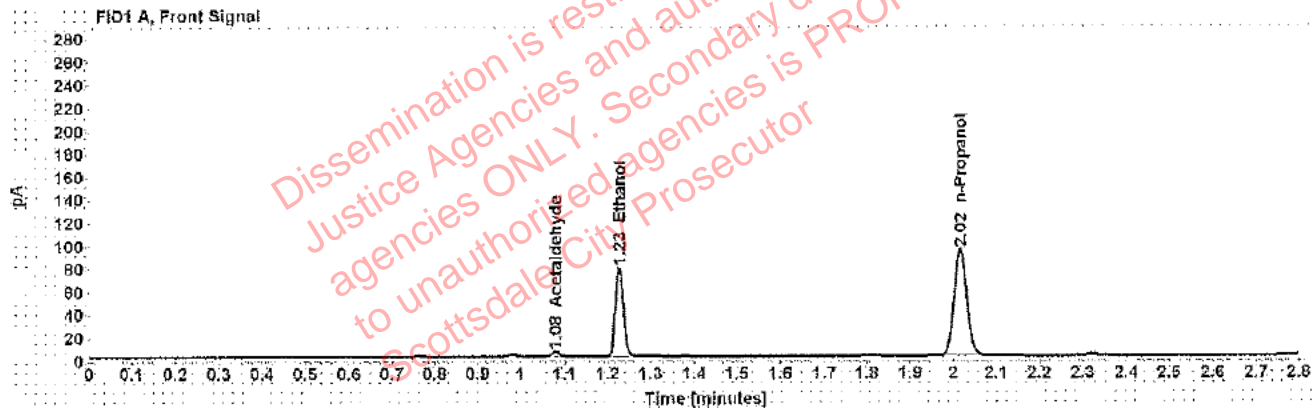


Table 1: FID 1 A (column DB-ALC1)

Compound	Amount (g/100mL)	Time (min)	Peak Area
Acetaldehyde	-----	1.079	4.119
>Ethanol	0.1486	1.227	99.546
n-Propanol	-----	2.016	187.461

Table 2: FID 2 B (column DB-ALC2)

Compound	Time (min)	Peak Area
Acetaldehyde	0.987	5.205
Ethanol	1.350	119.248
n-Propanol	2.380	220.347

Scottsdale Police Department Crime Lab Volatiles Analysis

Sample: [REDACTED]	Item number: 1181524
Injection date: 12/12/2017 1:39:57 PM	Vial: 47
Method: ethanol quant.M	Sequence: 12Dec17
Instrument: US14173023 CN14160045	Analyst: Adrian
Data file: C:\Chem32\1\Data\12Dec17\47.D	

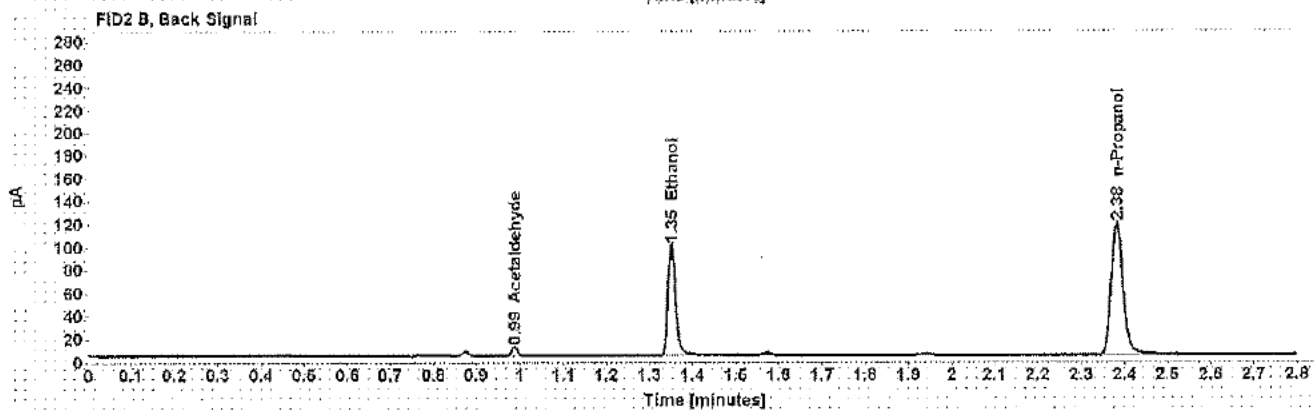
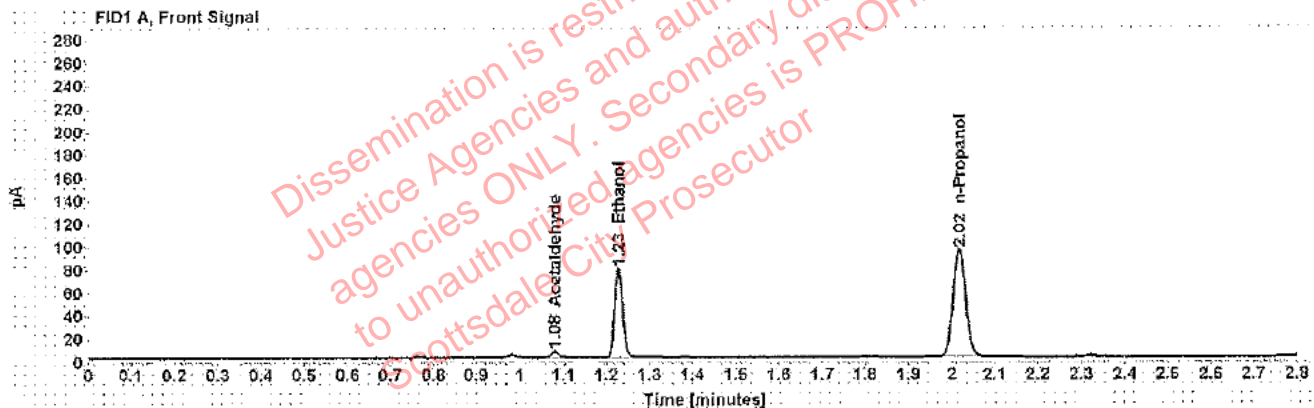


Table 1: FID 1 A (column DB-ALC1)

Compound	Amount (g/100mL)	Time (min)	Peak Area
Acetaldehyde	-----	1.080	5.731
>Ethanol	0.1484	1.228	100.533
n-Propanol	-----	2.017	189.566

Table 2: FID 2 B (column DB-ALC2)

Compound	Time (min)	Peak Area
Acetaldehyde	0.987	7.206
Ethanol	1.351	120.570
n-Propanol	2.382	222.646

Scottsdale Police Department Crime Lab Volatiles Analysis

Sample: [REDACTED]	Item number: 1181524
Injection date: 12/12/2017 1:43:57 PM	Vial: 48
Method: ethanol quant.M	Sequence: 12Dec17
Instrument: US14173023 CN14160045	Analyst: Adrian
Data file: C:\Chem32\11\Data\12Dec17\48.D	

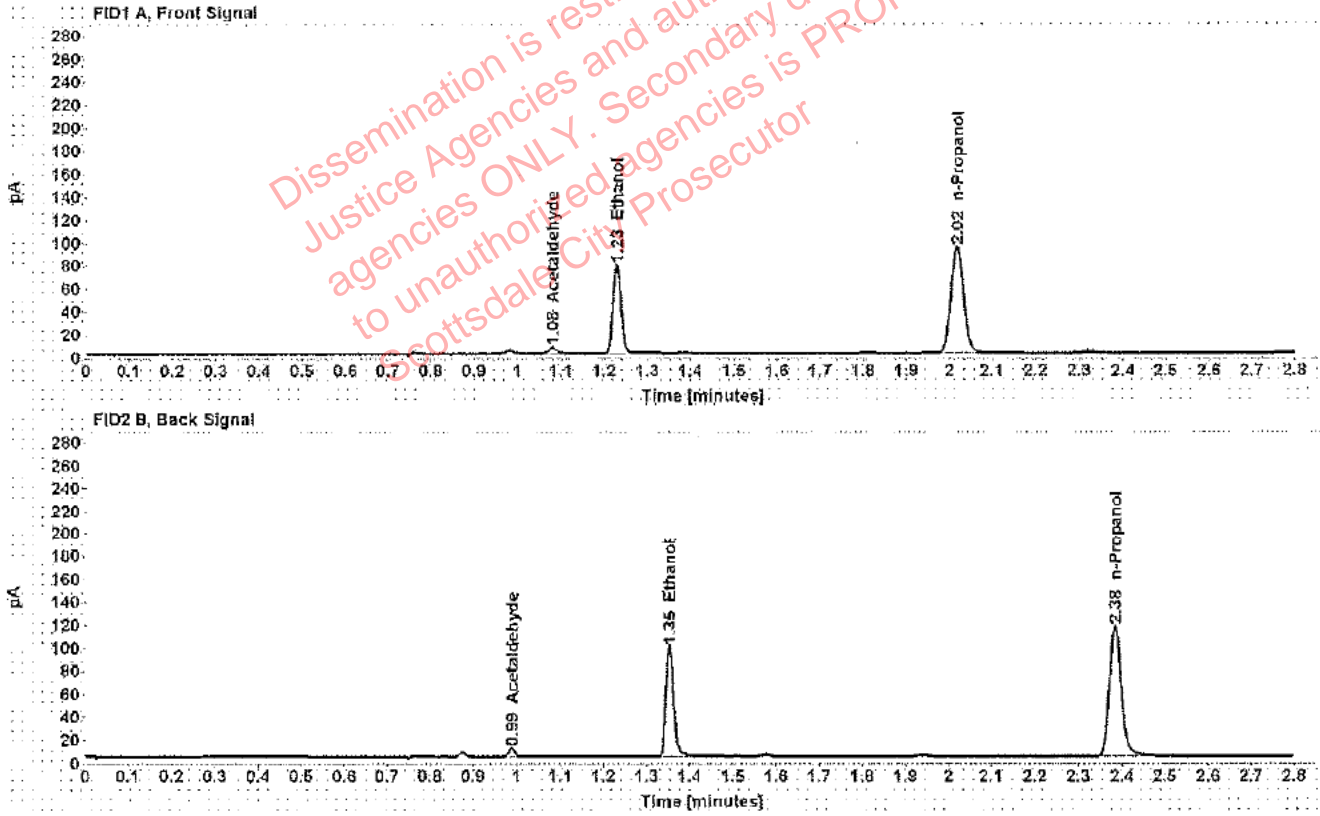


Table 1: FID 1 A (column DB-ALC1)

Compound	Amount (g/100mL)	Time (min)	Peak Area
Acetaldehyde	-----	1.081	5.646
>Ethanol	0.1496	1.229	100.722
n-Propanol	-----	2.018	186.392

Table 2: FID 2 B (column DB-ALC2)

Compound	Time (min)	Peak Area
Acetaldehyde	0.988	7.068
Ethanol	1.353	120.977
n-Propanol	2.383	221.108

Scottsdale Police Department Crime Lab Volatiles Analysis

Sample: [REDACTED]	Item number: 1157853
Injection date: 12/12/2017 1:48:12 PM	Vial: 49
Method: ethanol quant.M	Sequence: 12Dec17
Instrument: US14173023 CN14160045	Analyst: Adrian
Data file: C:\Chem32\1\Data\12Dec17\49.D	

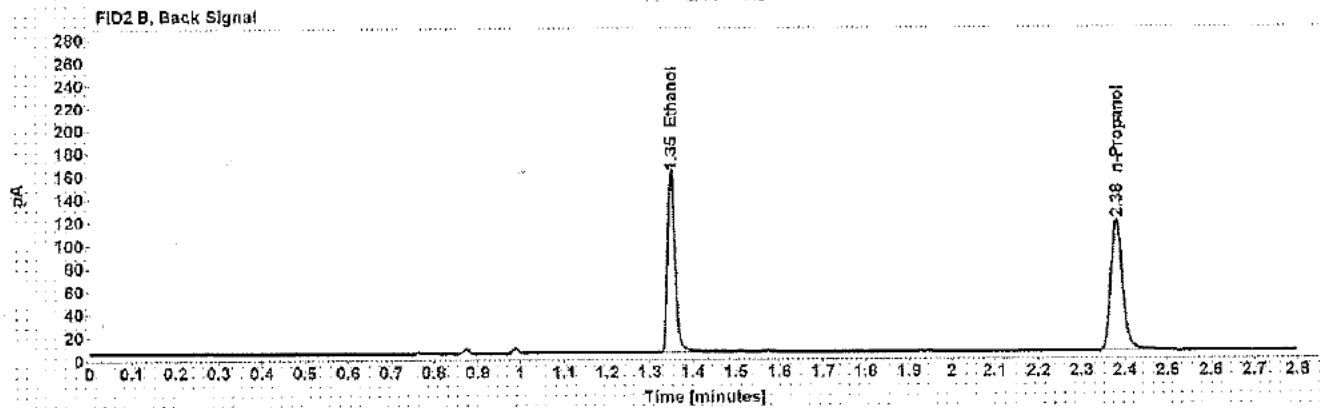
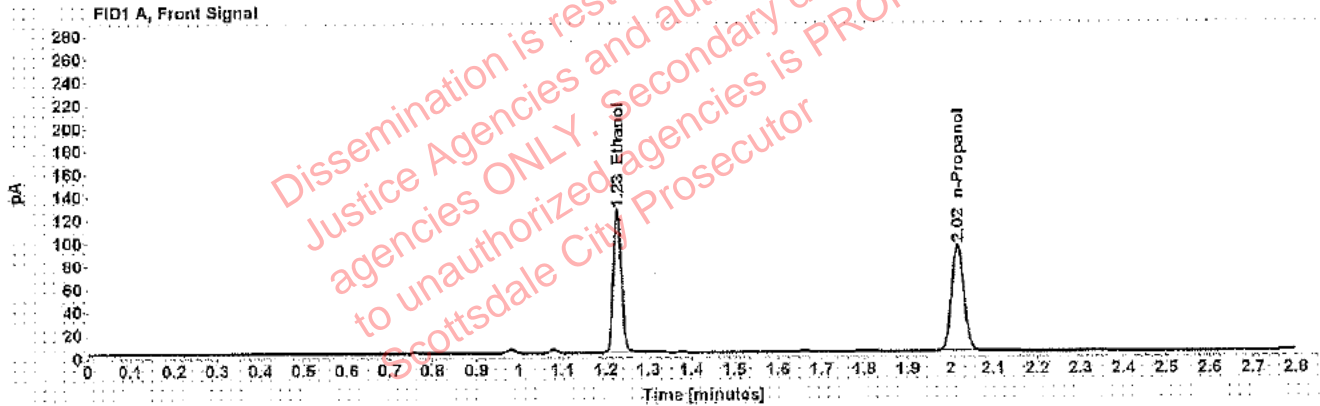


Table 1: FID 1 A (column DB-ALC1)

Compound	Amount (g/100mL)	Time (min)	Peak Area
>Ethanol	0.2374	1.227	160.429
n-Propanol	-----	2.017	188.148

Table 2: FID 2 B (column DB-ALC2)

Compound	Time (min)	Peak Area
Ethanol	1.350	192.377
n-Propanol	2.381	221.481

Scottsdale Police Department Crime Lab Volatiles Analysis

Sample: [REDACTED]	Item number: 1157853
Injection date: 12/12/2017 1:52:14 PM	Vial: 50
Method: ethanol quant.M	Sequence: 12Dec17
Instrument: US14173023 CN14160045	Analyst: Adrian
Data file: C:\Chem32\1\Data\12Dec17\50.D	

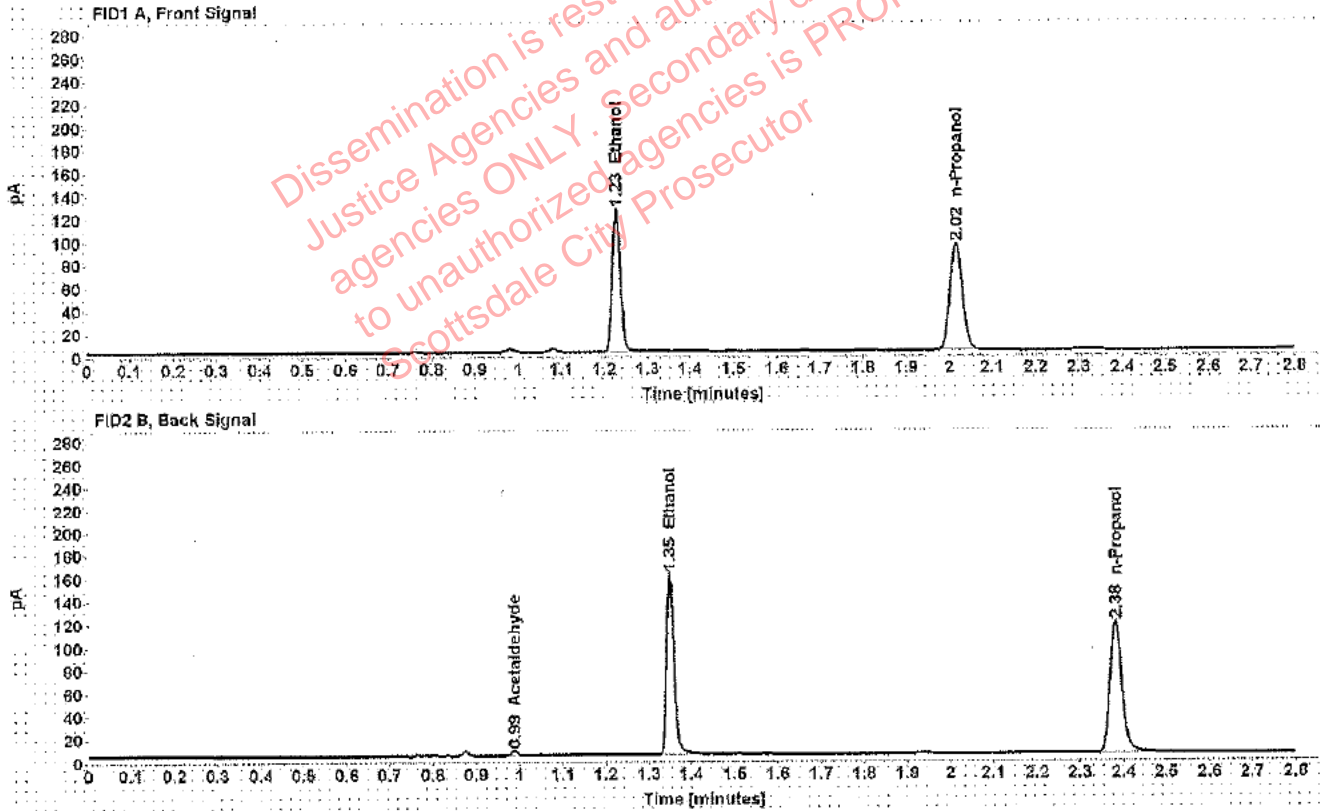


Table 1: FID 1 A (column DB-ALC1)

Compound	Amount (g/100mL)	Time (min)	Peak Area
>Ethanol	0.2362	1.227	162.181
n-Propanol	-----	2.017	189.571

Table 2: FID 2 B (column DB-ALC2)

Compound	Time (min)	Peak Area
Acetaldehyde	0.987	3.793
Ethanol	1.351	194.979
n-Propanol	2.381	222.835

Scottsdale Police Department Crime Lab Volatiles Analysis

Sample: [REDACTED]	Item number: 310-01A
Injection date: 12/12/2017 1:56:13 PM	Vial: 51
Method: ethanol quant.M	Sequence: 12Dec17
Instrument: US14173023 CN14160045	Analyst: Adrian
Data file: C:\Chem32\1\Data\12Dec17\51.D	

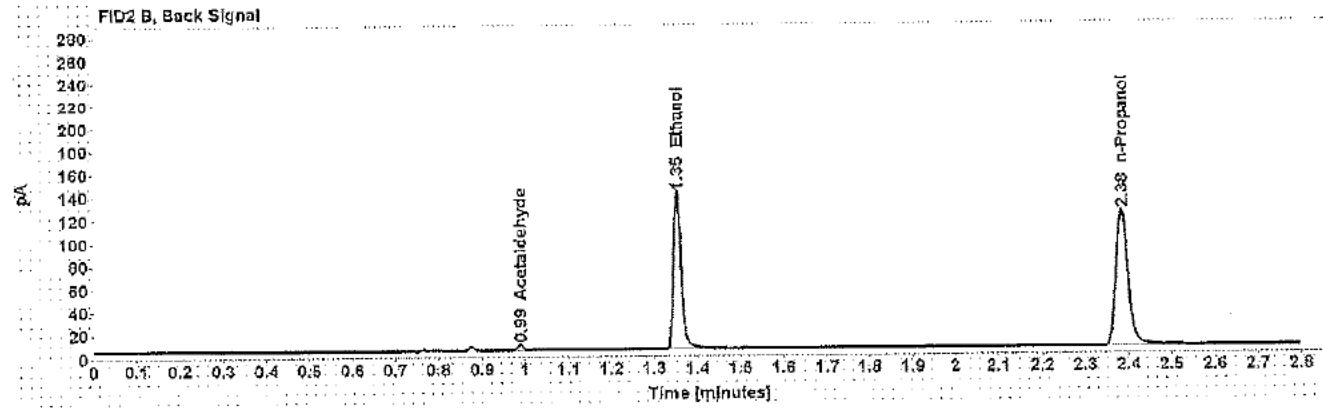
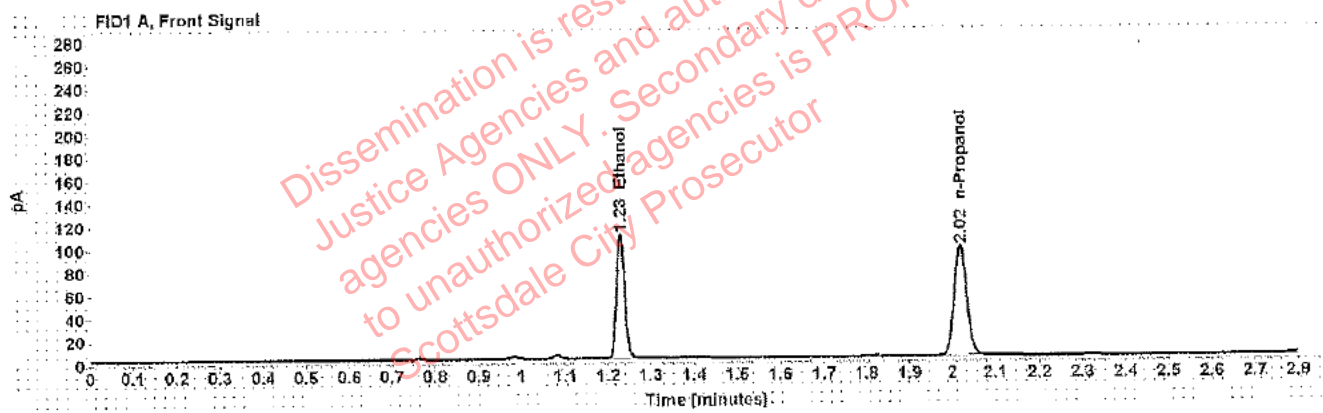


Table 1: FID 1 A (column DB-ALC1)

Compound	Amount (g/100mL)	Time (min)	Peak Area
>Ethanol	0.2018	1.229	141.441
n-Propanol	-----	2.019	195.401

Table 2: FID 2 B (column DB-ALC2)

Compound	Time (min)	Peak Area
Acetaldehyde	0.989	4.254
Ethanol	1.354	167.865
n-Propanol	2.384	229.225

Scottsdale Police Department Crime Lab Volatiles Analysis

Sample: [REDACTED]	Item number: 310-01A
Injection date: 12/12/2017 2:00:13 PM	Vial: 52
Method: ethanol quant.M	Sequence: 12Dec17
Instrument: US14173023 CN14160045	Analyst: Adrian
Data file: C:\Chem321\Data\12Dec17\52.D	

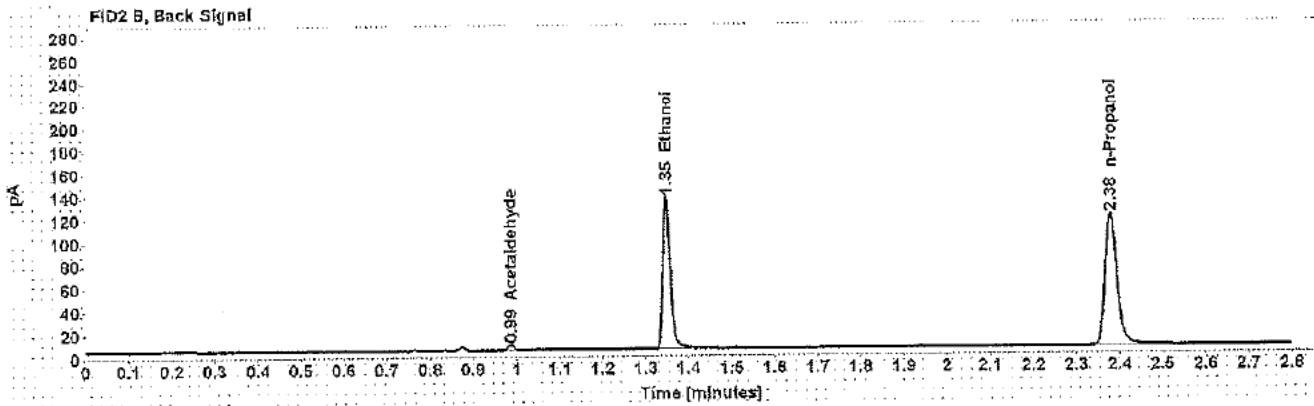
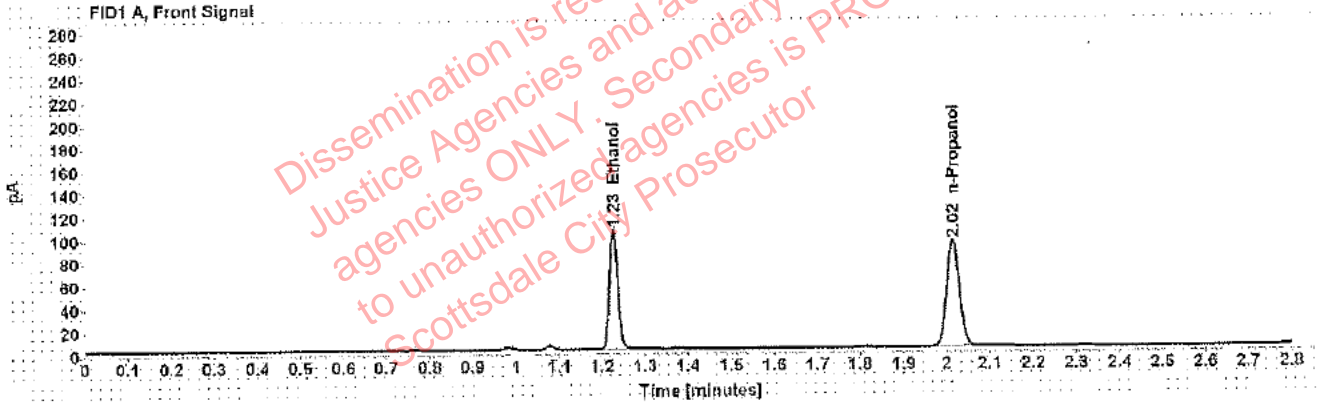


Table 1: FID 1 A (column DB-ALC1)

Compound	Amount (g/100mL)	Time (min)	Peak Area
>Ethanol	0.2002	1.226	135.244
n-Propanol	-----	2.016	188.360

Table 2: FID 2 B (column DB-ALC2)

Compound	Time (min)	Peak Area
Acetaldehyde	0.986	4.123
Ethanol	1.349	160.616
n-Propanol	2.380	220.737

Scottsdale Police Department Crime Lab Volatiles Analysis

Sample: [REDACTED]	Item number: 317-01A
Injection date: 12/12/2017 2:08:14 PM	Vial: 54
Method: ethanol quant.M	Sequence: 12Dec17
Instrument: US14173023 CN14160045	Analyst: Adrian
Data file: C:\Chem32\1\Data\12Dec17\54.D	

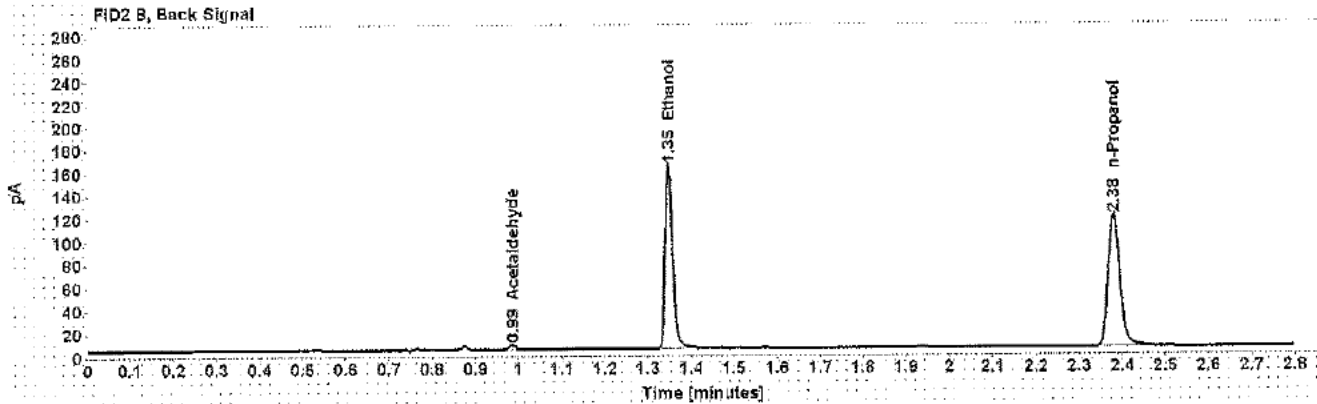
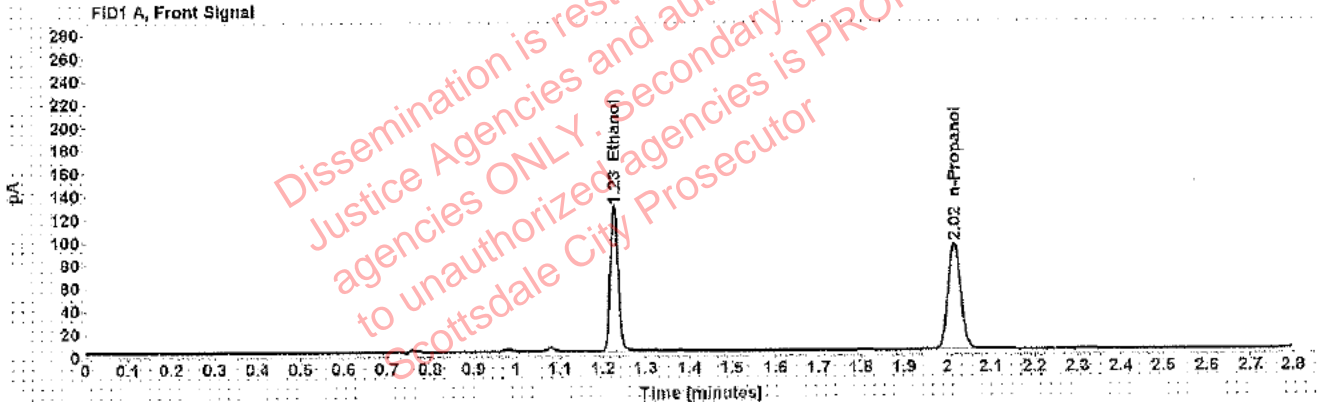


Table 1: FID 1 A (column DB-ALC1)

Compound	Amount (g/100mL)	Time (min)	Peak Area
>Ethanol	0.2403	1.226	163.560
n-Propanol	-----	2.016	189.497

Table 2: FID 2 B (column DB-ALC2)

Compound	Time (min)	Peak Area
Acetaldehyde	0.980	4.013
Ethanol	1.349	194.478
n-Propanol	2.380	221.526

Scottsdale Police Department Crime Lab Volatiles Analysis

Sample: [REDACTED]	Item number: 317-01A
Injection date: 12/12/2017 2:12:27 PM	Vial: 55
Method: ethanol quant.M	Sequence: 12Dec17
Instrument: US14173023 CN14160045	Analyst: Adrian
Data file: C:\Chem321\Data\12Dec17\55.D	

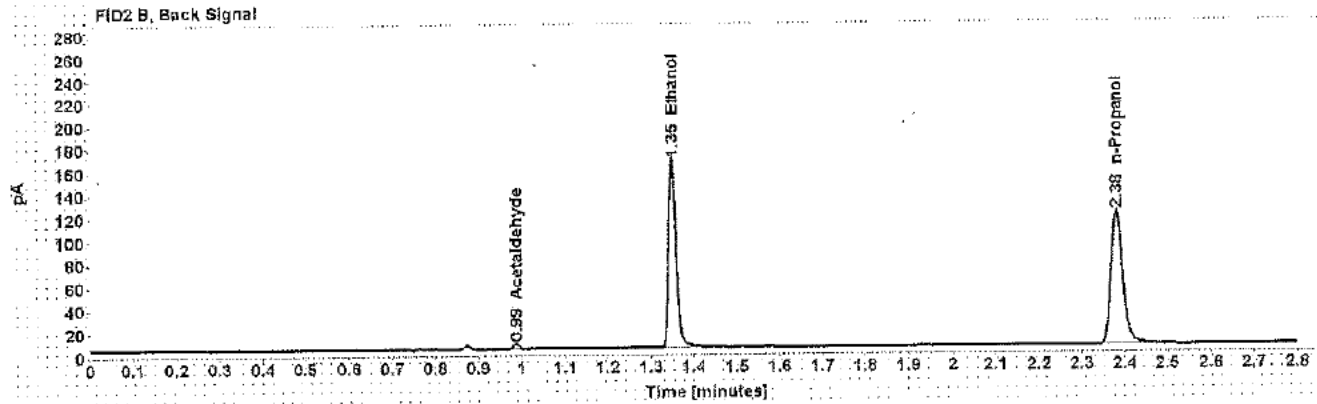
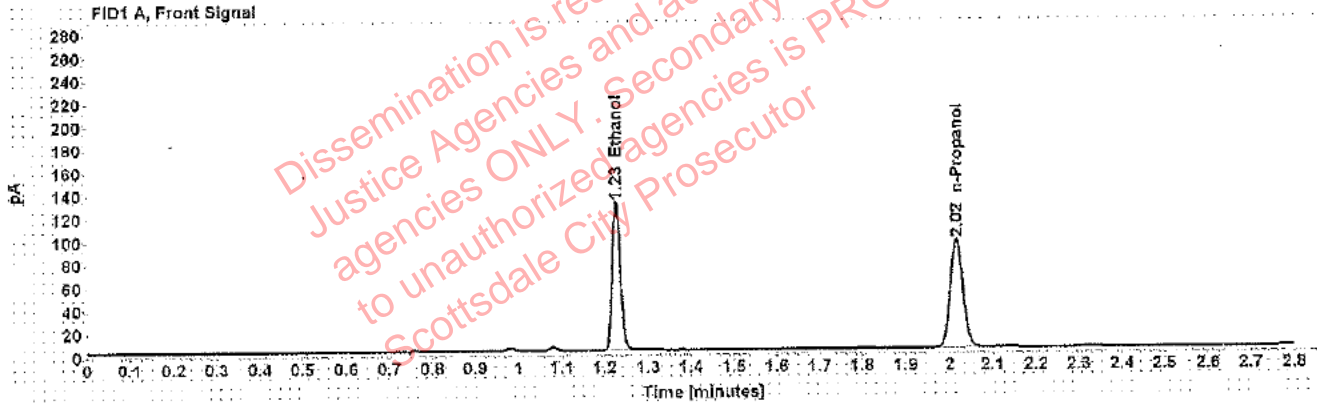


Table 1: FID 1 A (column DB-ALC1)

Compound	Amount (g/100mL)	Time (min)	Peak Area
>Ethanol	0.2430	1.227	167.280
n-Propanol	-----	2.017	191.609

Table 2: FID 2 B (column DB-ALC2)

Compound	Time (min)	Peak Area
Acetaldehyde	0.987	4.149
Ethanol	1.350	198.707
n-Propanol	2.381	225.154

Scottsdale Police Department Crime Lab Volatiles Analysis

Sample: [REDACTED]	Item number: 1186314
Injection date: 12/12/2017 2:16:27 PM	Vial: 56
Method: ethanol quant.M	Sequence: 12Dec17
Instrument: US14173023 CN14160045	Analyst: Adrian
Data file: C:\Chem32\1\Data\12Dec17\56.D	

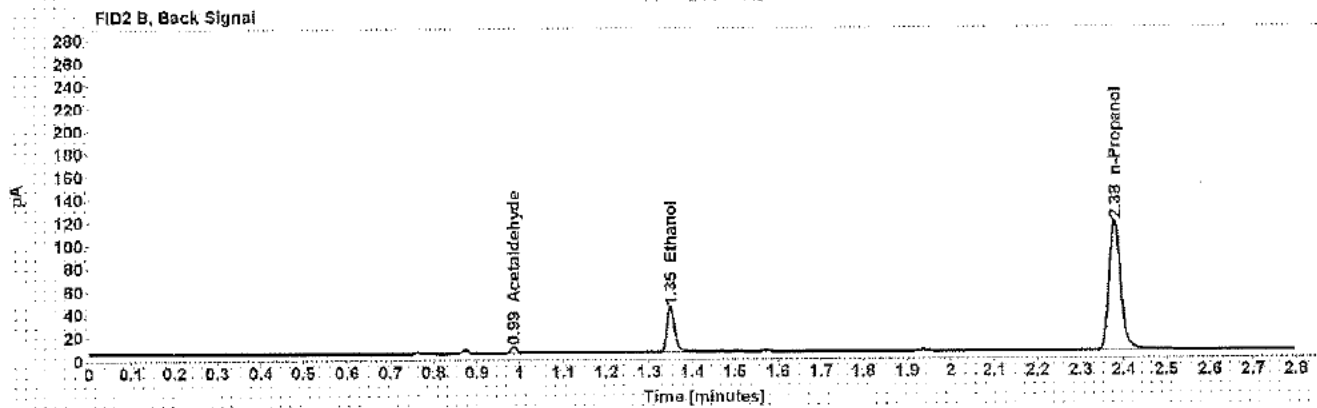
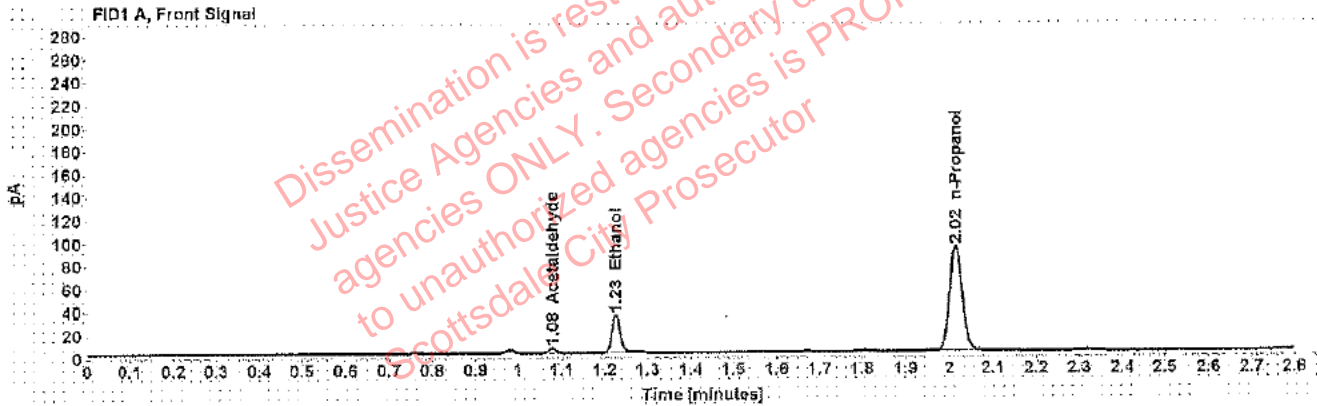


Table 1: FID 1 A (column DB-ALC1)

Compound	Amount (g/100mL)	Time (min)	Peak Area
Acetaldehyde	-----	1.076	3.793
>Ethanol	0.0643	1.226	41.991
n-Propanol	-----	2.015	185.736

Table 2: FID 2 B (column DB-ALC2)

Compound	Time (min)	Peak Area
Acetaldehyde	0.986	4.811
Ethanol	1.349	49.935
n-Propanol	2.379	217.905

Scottsdale Police Department Crime Lab Volatiles Analysis

Sample: [REDACTED]	Item number: 1186314
Injection date: 12/12/2017 2:20:28 PM	Vial: 57
Method: ethanol quant.M	Sequence: 12Dec17
Instrument: US14173023 CN14160045	Analyst: Adrian
Data file: C:\Chem321\Data\12Dec17\57.D	

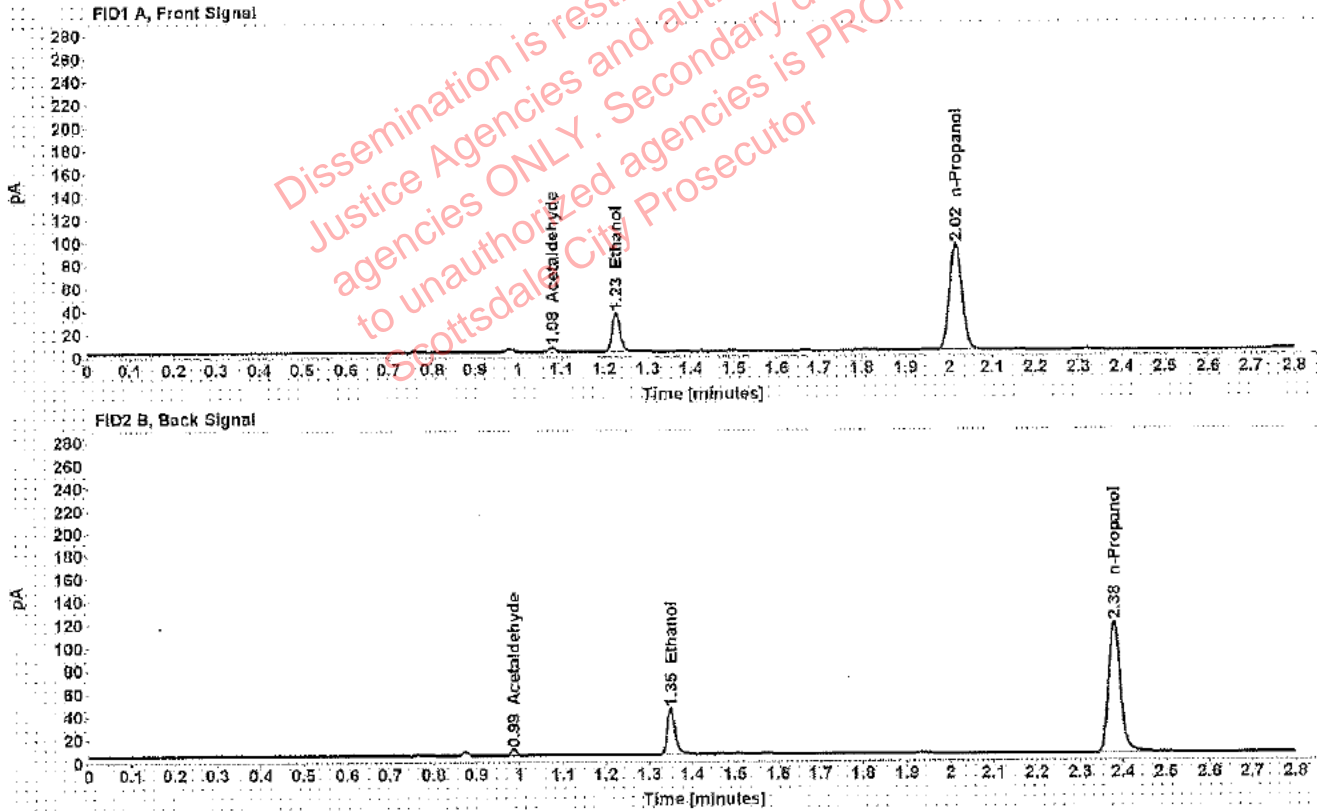


Table 1: FID 1 A (column DB-ALC1)

Compound	Amount (g/100mL)	Time (min)	Peak Area
Acetaldehyde	-----	1.079	3.795
>Ethanol	0.0648	1.227	42.736
n-Propanol	-----	2.016	187.738

Table 2: FID 2 B (column DB-ALC2)

Compound	Time (min)	Peak Area
Acetaldehyde	0.986	4.812
Ethanol	1.350	49.983
n-Propanol	2.379	220.133

Scottsdale Police Department Crime Lab Volatiles Analysis

Sample: [REDACTED]	Item number: 1185098
Injection date: 12/12/2017 2:24:27 PM	Vial: 58
Method: ethanol quant.M	Sequence: 12Dec17
Instrument: US14173023 CN14160045	Analyst: Adrian
Data file: C:\Chem32\1\Data\12Dec17\58.D	

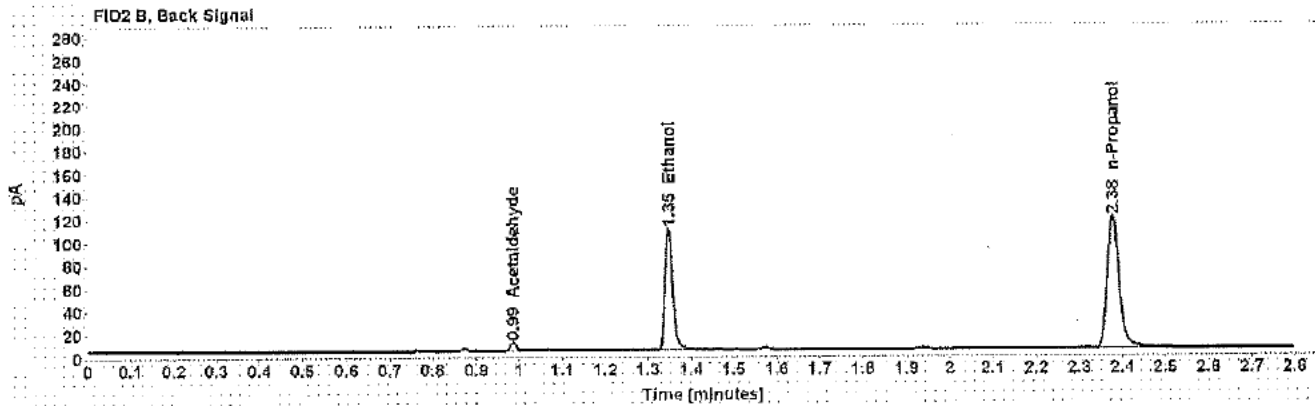
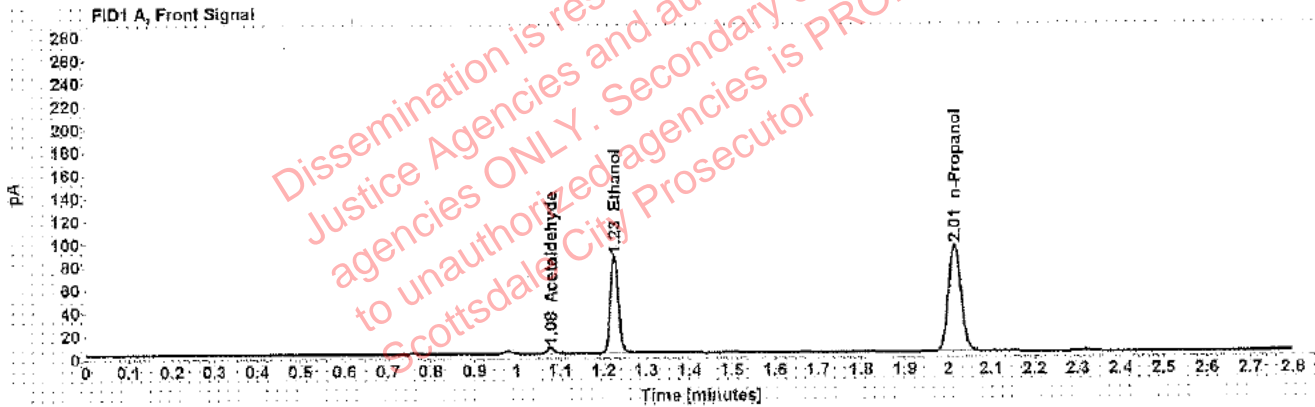


Table 1: FID 1 A (column DB-ALC1)

Compound	Amount (g/100mL)	Time (min)	Peak Area
Acetaldehyde	-----	1.078	5.264
>Ethanol	0.1617	1.225	109.012
n-Propanol	-----	2.015	186.380

Table 2: FID 2 B (column DB-ALC2)

Compound	Time (min)	Peak Area
Acetaldehyde	0.986	6.565
Ethanol	1.347	130.765
n-Propanol	2.378	221.348

Scottsdale Police Department Crime Lab Volatiles Analysis

Sample: [REDACTED]	Item number: 1185098
Injection date: 12/12/2017 2:28:28 PM	Vial: 59
Method: ethanol quant.M	Sequence: 12Dec17
Instrument: US14173023 CN14160045	Analyst: Adrian
Data file: C:\Chem3211\Data\12Dec17\59.D	

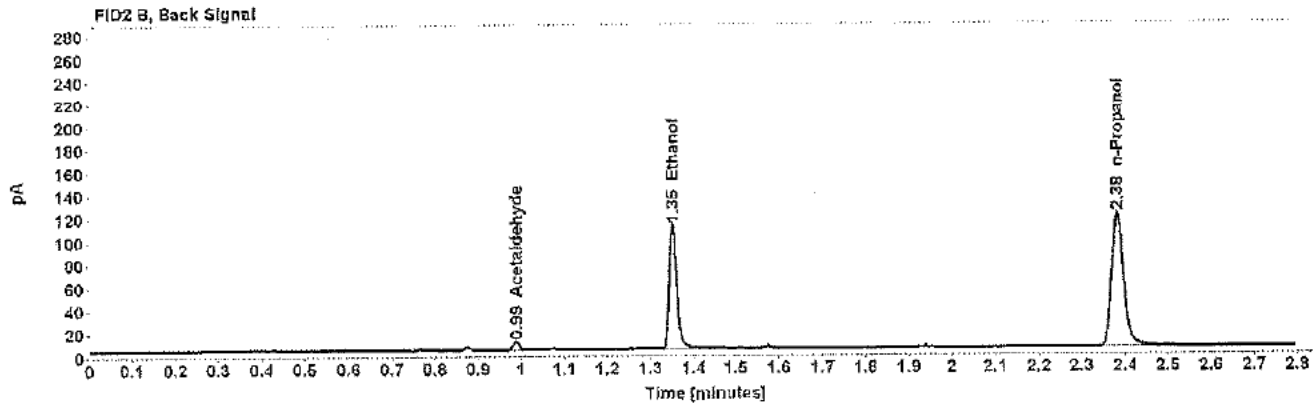
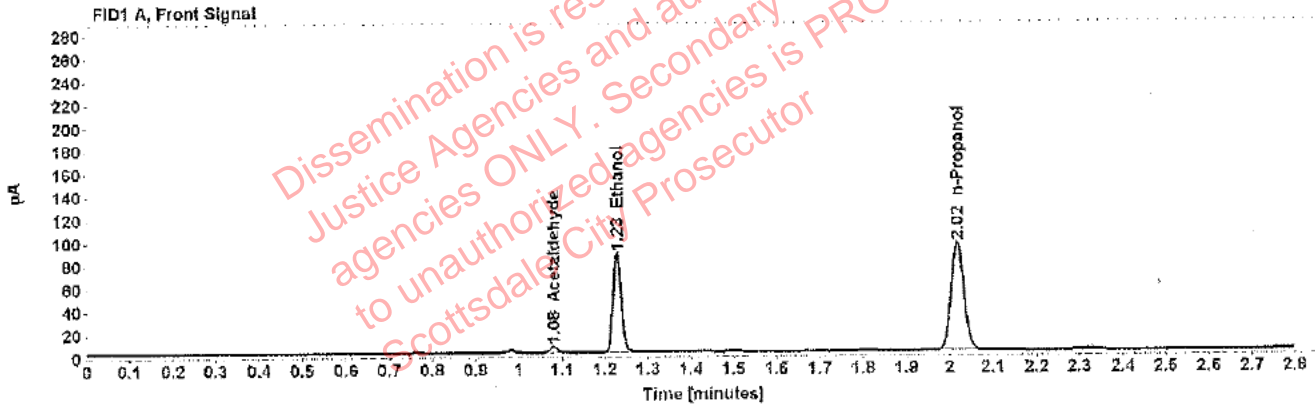


Table 1: FID 1 A (column DB-ALC1)

Compound	Amount (g/100mL)	Time (min)	Peak Area
Acetaldehyde	-----	1.080	5.372
>Ethanol	0.1634	1.228	111.919
n-Propanol	-----	2.018	191.373

Table 2: FID 2 B (column DB-ALC2)

Compound	Time (min)	Peak Area
Acetaldehyde	0.988	6.765
Ethanol	1.352	134.171
n-Propanol	2.382	224.441

Scottsdale Police Department Crime Lab Volatiles Analysis

Sample: [REDACTED]	Item number: 1183561
Injection date: 12/12/2017 2:32:27 PM	Vial: 60
Method: ethanol quant.M	Sequence: 12Dec17
Instrument: US14173023 CN14160045	Analyst: Adrian
Data file: C:\Chem32\1\Data\12Dec17\60.D	

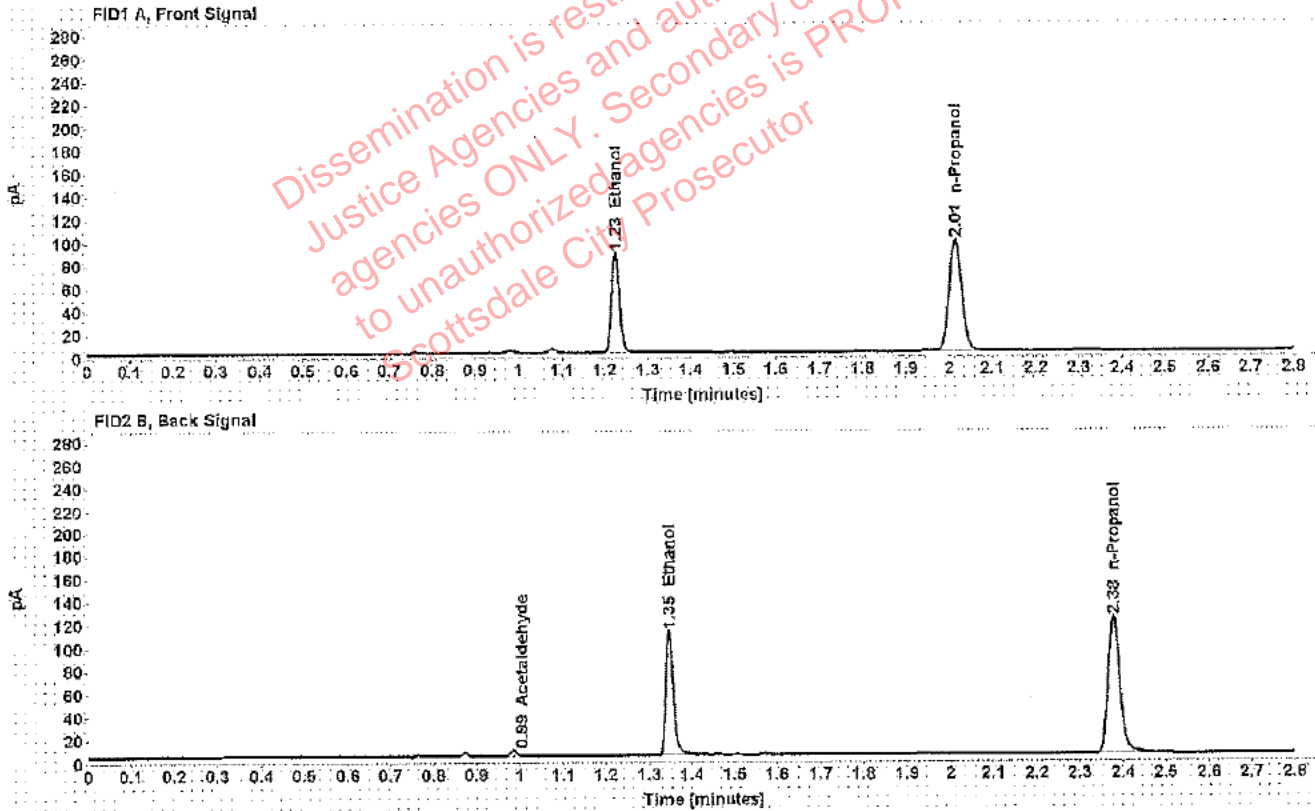


Table 1: FID 1 A (column DB-ALC1)

Compound	Amount (g/100mL)	Time (min)	Peak Area
>Ethanol	0.1585	1.225	111.318
n-Propanol	-----	2.015	196.313

Table 2: FID 2 B (column DB-ALC2)

Compound	Time (min)	Peak Area
Acetaldehyde	0.985	4.598
Ethanol	1.347	133.436
n-Propanol	2.378	230.615

Scottsdale Police Department Crime Lab Volatiles Analysis

Sample: [REDACTED]	Item number: 1183561
Injection date: 12/12/2017 2:36:43 PM	Vial: 61
Method: ethanol quant.M	Sequence: 12Dec17
Instrument: US14173023 CN14160045	Analyst: Adrian
Data file: C:\Chem32\1\Data\12Dec17\61.D	

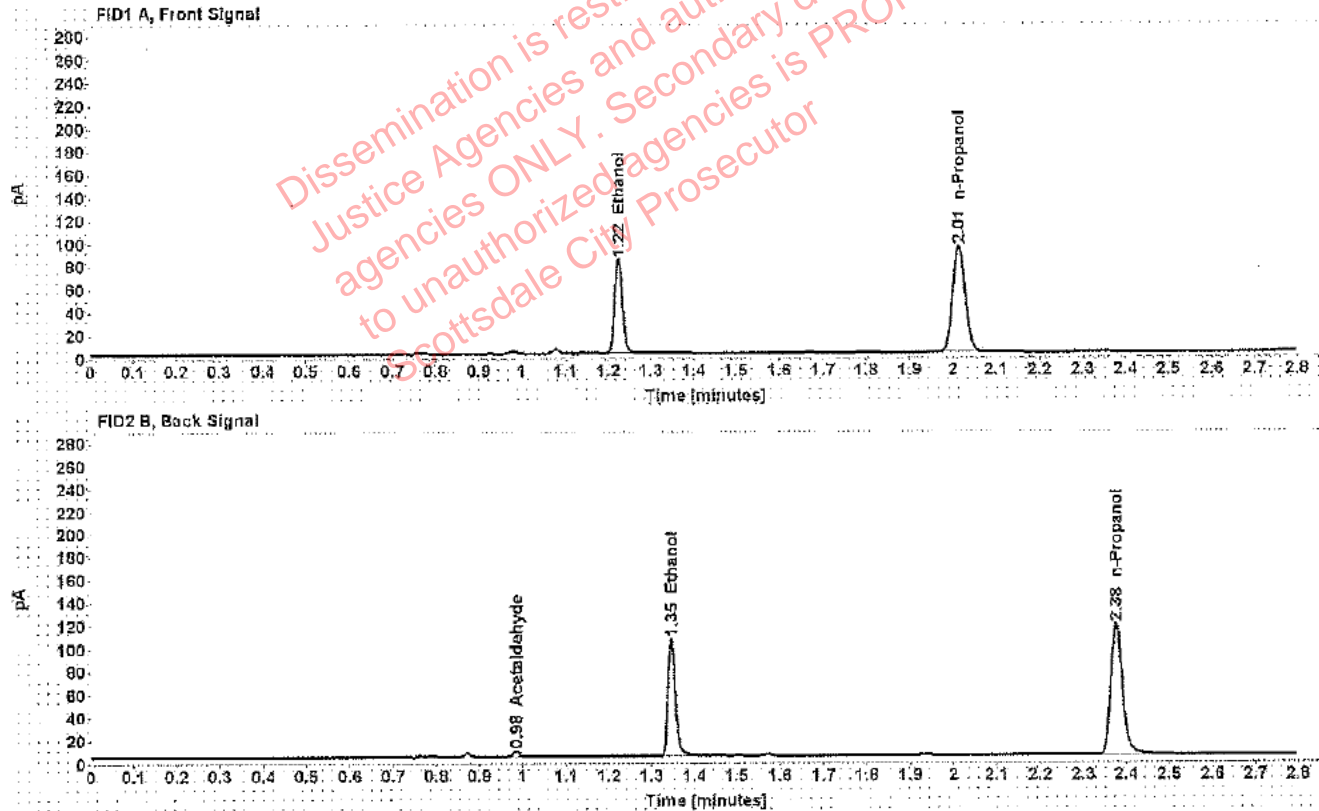


Table 1: FID 1 A (column DB-ALC1)

Compound	Amount (g/100mL)	Time (min)	Peak Area
>Ethanol	0.1574	1.224	105.589
n-Propanol	---	2.014	187.581

Table 2: FID 2 B (column DB-ALC2)

Compound	Time (min)	Peak Area
Acetaldehyde	0.985	4.712
Ethanol	1.346	126.476
n-Propanol	2.377	220.589

Scottsdale Police Department Crime Lab Volatiles Analysis

Sample: [REDACTED]	Item number: 1183236
Injection date: 12/12/2017 2:40:43 PM	Vial: 62
Method: ethanol quant.M	Sequence: 12Dec17
Instrument: US14173023 CN14160045	Analyst: Adrian
Data file: C:\Chem32\1\Data\12Dec17\62.D	

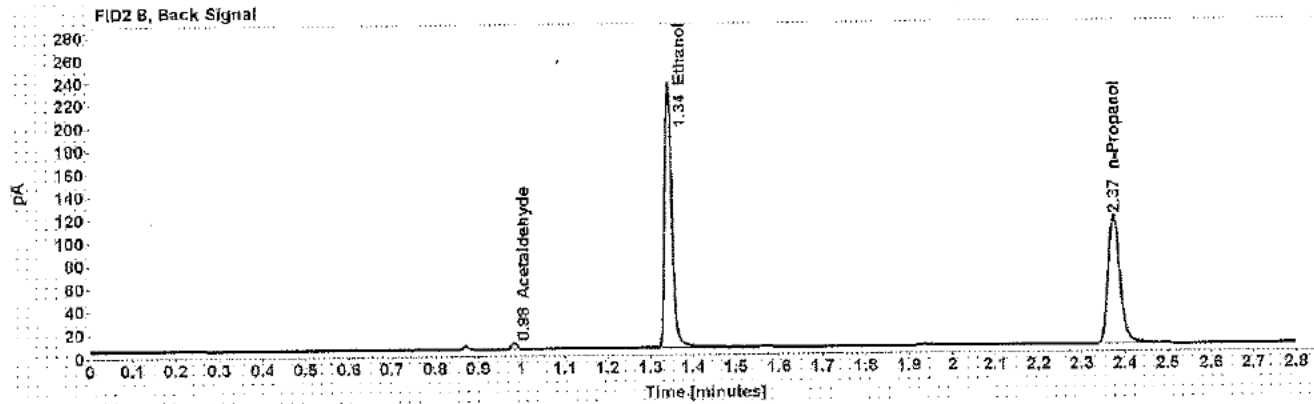
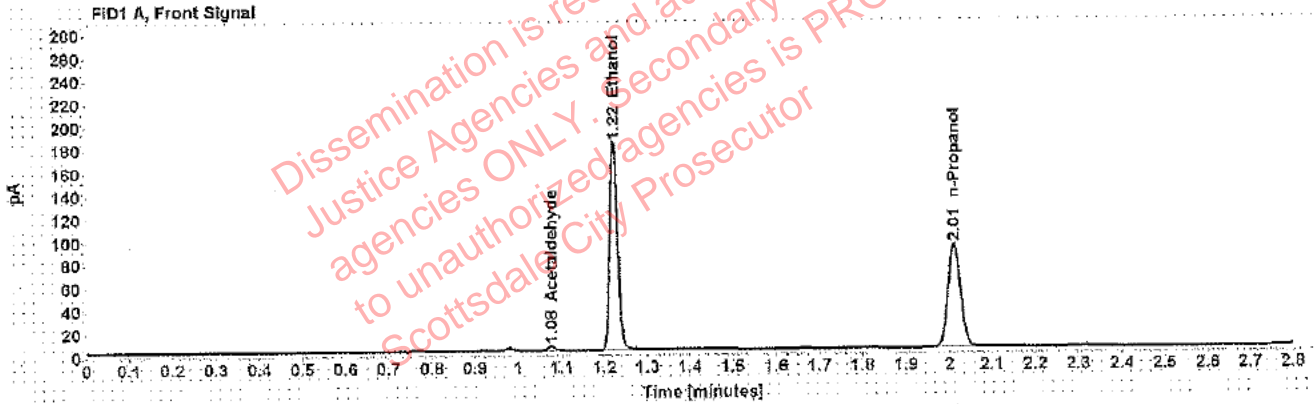


Table 1: FID 1 A (column DB-ALC1)

Compound	Amount (g/100mL)	Time (min)	Peak Area
Acetaldehyde	-----	1.077	3.975
>Ethanol	0.3504	1.222	232.122
n-Propanol	-----	2.012	183.987

Table 2: FID 2 B (column DB-ALC2)

Compound	Time (min)	Peak Area
Acetaldehyde	0.983	5.017
Ethanol	1.342	279.474
n-Propanol	2.374	217.111

Scottsdale Police Department Crime Lab Volatiles Analysis

Sample: [REDACTED]	Item number: 1183236
Injection date: 12/12/2017 2:44:42 PM	Vial: 63
Method: ethanol quant.M	Sequence: 12Dec17
Instrument: US14173023 CN14160045	Analyst: Adrian
Data file: C:\Chem32\1\Data\12Dec17\63.D	

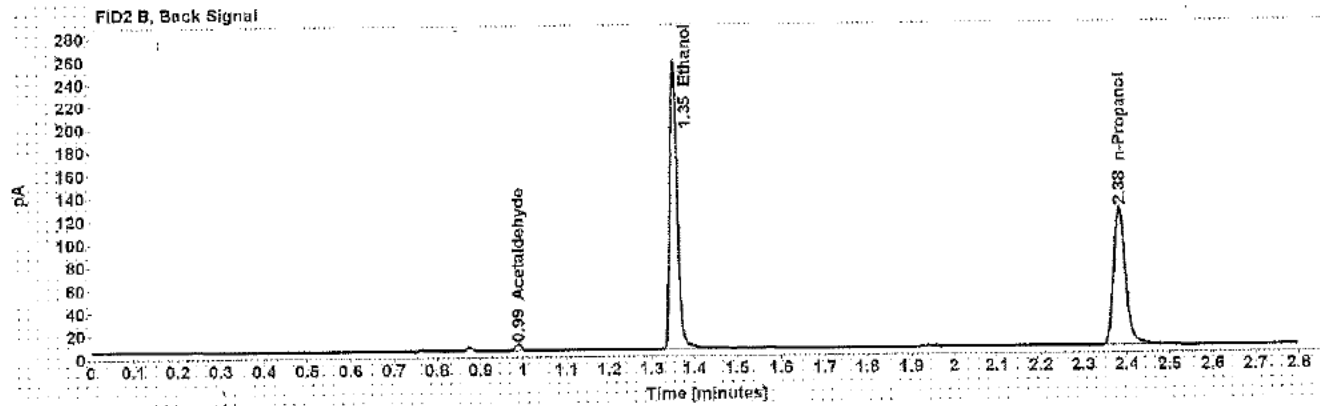
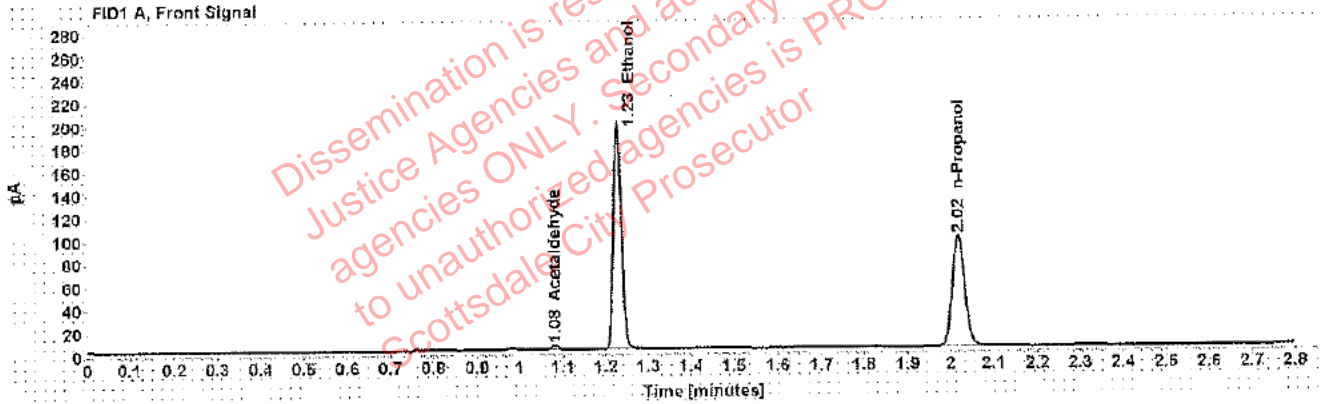


Table 1: FID 1 A (column DB-ALC1)

Compound	Amount (g/100mL)	Time (min)	Peak Area
Acetaldehyde	-----	1.081	4.058
>Ethanol	0.3600	1.229	255.261
n-Propanol	-----	2.019	196.921

Table 2: FID 2 B (column DB-ALC2)

Compound	Time (min)	Peak Area
Acetaldehyde	0.988	5.090
Ethanol	1.352	307.910
n-Propanol	2.383	232.790

Scottsdale Police Department Crime Lab Volatiles Analysis

Sample: [REDACTED]	Item number: 1182743
Injection date: 12/12/2017 2:52:42 PM	Vial: 65
Method: ethanol quant.M	Sequence: 12Dec17
Instrument: US14173023 CN14160045	Analyst: Adrian
Data file: C:\Chem32\11\Data\12Dec17\65.D	

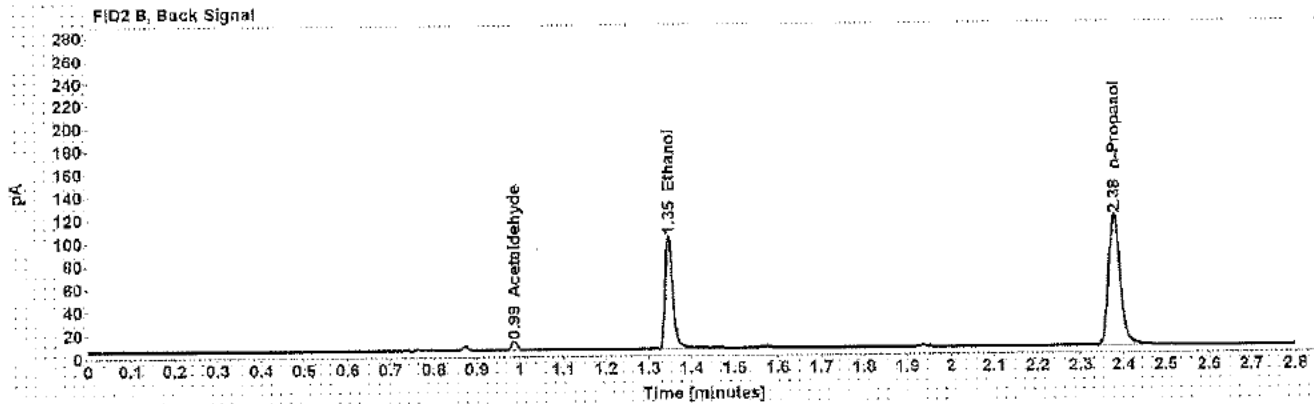
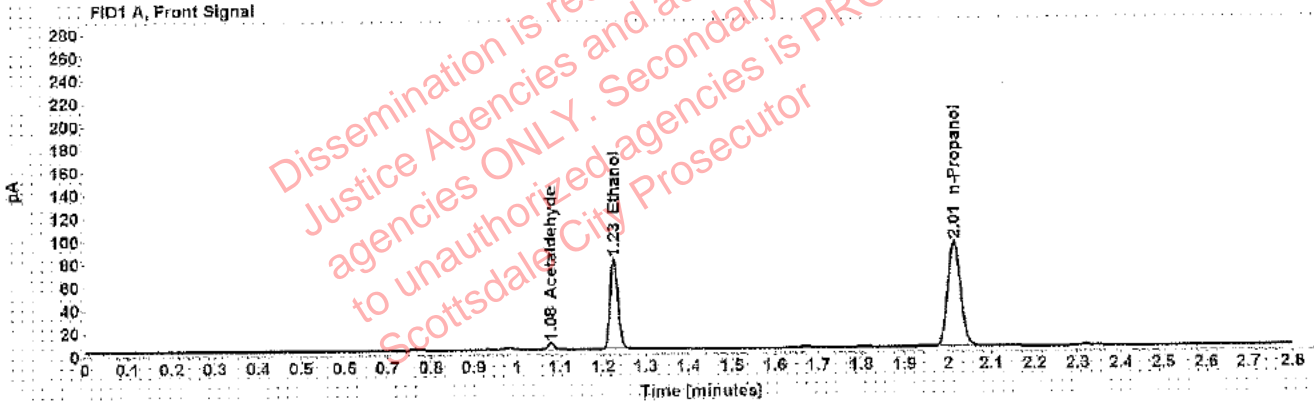


Table 1: FID 1 A (column DB-ALC1)

Compound	Amount (g/100mL)	Time (min)	Peak Area
Acetaldehyde	-----	1.078	5.658
>Ethanol	0.1521	1.225	101.412
n-Propanol	-----	2.015	186.472

Table 2: FID 2 B (column DB-ALC2)

Compound	Time (min)	Peak Area
Acetaldehyde	0.986	7.072
Ethanol	1.347	121.704
n-Propanol	2.378	219.131

Scottsdale Police Department Crime Lab Volatiles Analysis

Sample: [REDACTED]	Item number: 1182743
Injection date: 12/12/2017 2:56:43 PM	Vial: 66
Method: ethanol quant.M	Sequence: 12Dec17
Instrument: US14173023 CN14160045	Analyst: Adrian
Data file: C:\Chem32\1\Data\12Dec17\66.D	

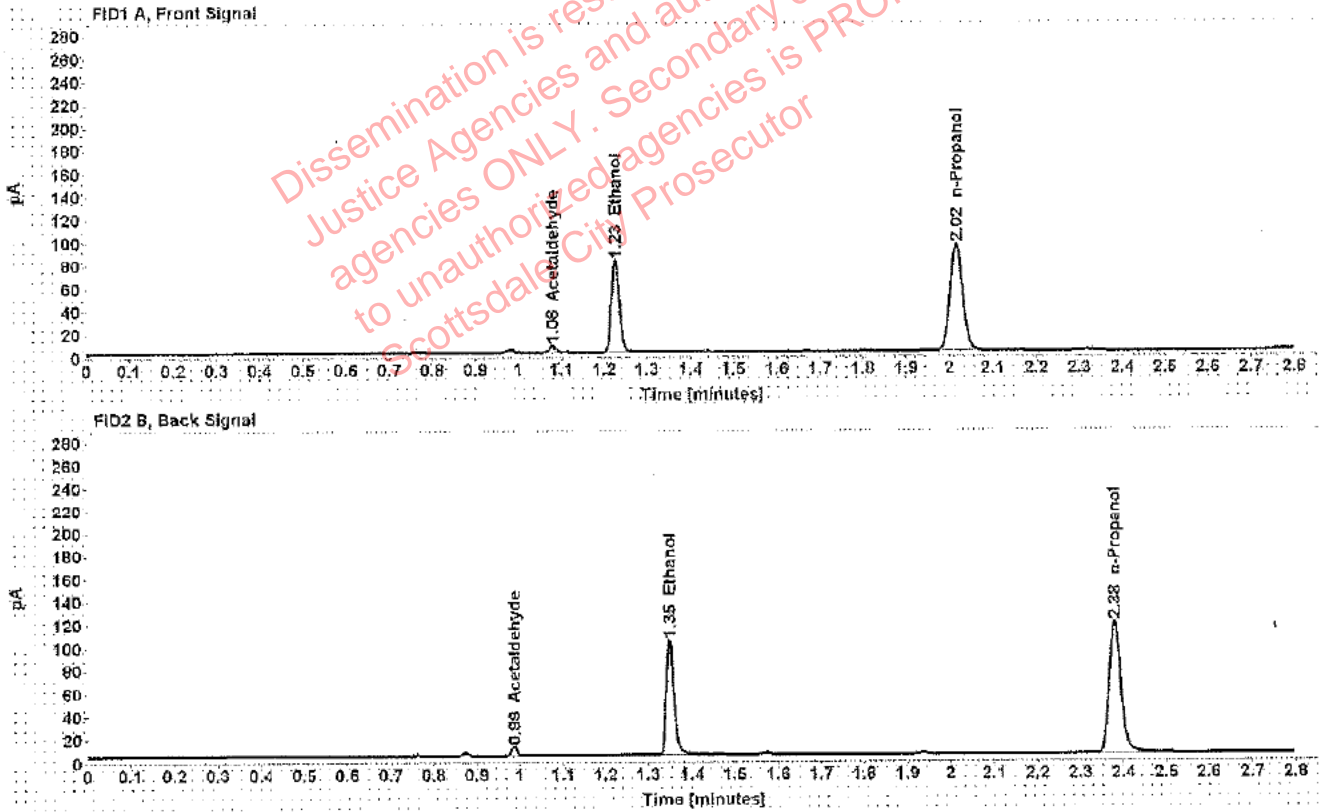


Table 1: FID 1 A (column DB-ALC1)

Compound	Amount (g/100mL)	Time (min)	Peak Area
Acetaldehyde	-----	1.079	5.717
>Ethanol	0.1535	1.226	103.516
n-Propanol	-----	2.016	188.634

Table 2: FID 2 B (column DB-ALC2)

Compound	Time (min)	Peak Area
Acetaldehyde	0.986	7.180
Ethanol	1.349	124.307
n-Propanol	2.380	221.679

Scottsdale Police Department Crime Lab Volatiles Analysis

Sample: [REDACTED]	Item number: 1182212
Injection date: 12/12/2017 3:00:58 PM	Vial: 67
Method: ethanol quant.M	Sequence: 12Dec17
Instrument: US14173023 CN14160045	Analyst: Adrian
Data file: C:\Chem32\1\Data\12Dec17\67.D	

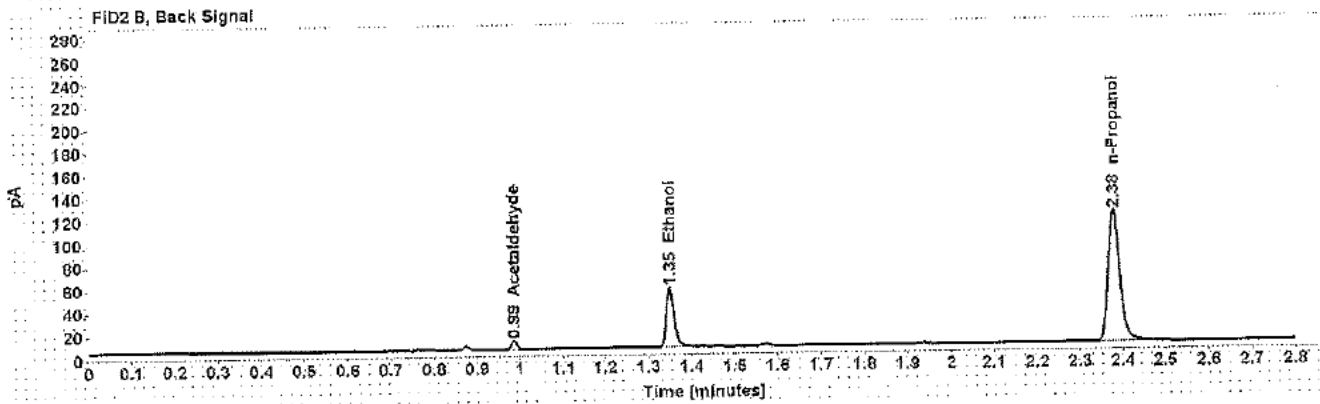
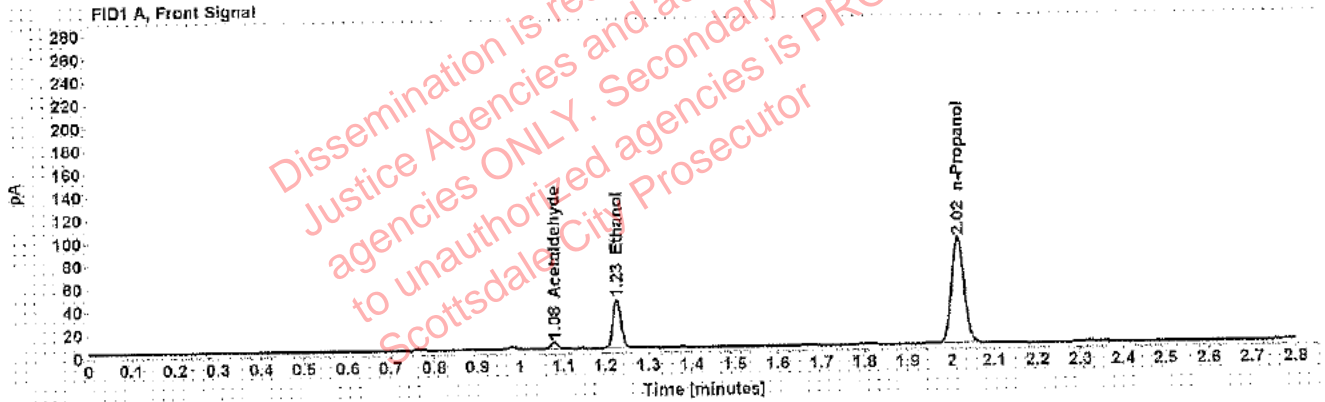


Table 1: FID 1 A (column DB-ALC1)

Compound	Amount (g/100mL)	Time (min)	Peak Area
Acetaldehyde	-----	1.079	5.503
>Ethanol	0.0825	1.227	54.821
n-Propanol	-----	2.016	187.908

Table 2: FID 2 B (column DB-ALC2)

Compound	Time (min)	Peak Area
Acetaldehyde	0.986	6.963
Ethanol	1.350	64.214
n-Propanol	2.380	220.906

Scottsdale Police Department Crime Lab Volatiles Analysis

Sample: [REDACTED]	Item number: 1182212
Injection date: 12/12/2017 3:04:57 PM	Vial: 68
Method: ethanol quant.M	Sequence: 12Dec17
Instrument: US14173023 CN14160045	Analyst: Adrian
Data file: C:\Chem32\11Data\12Dec17\68.D	

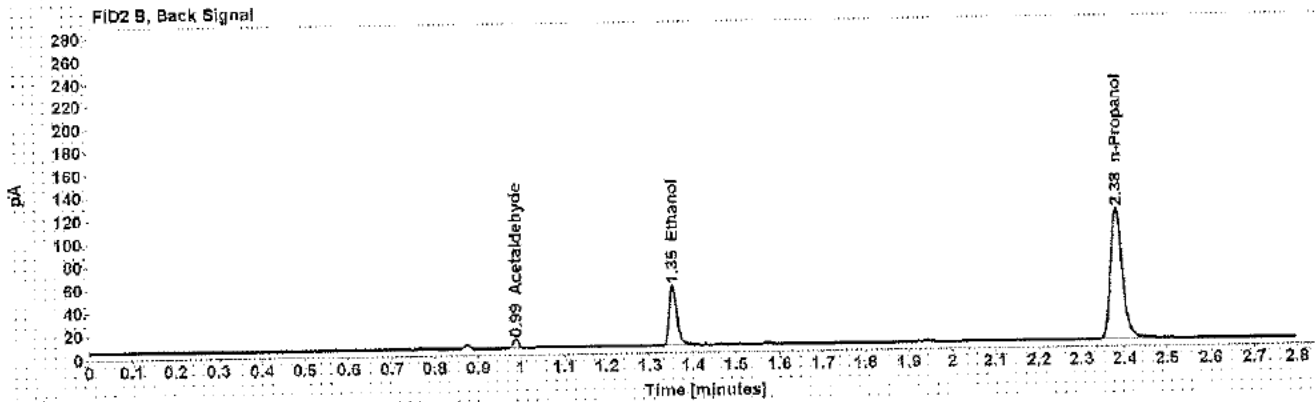
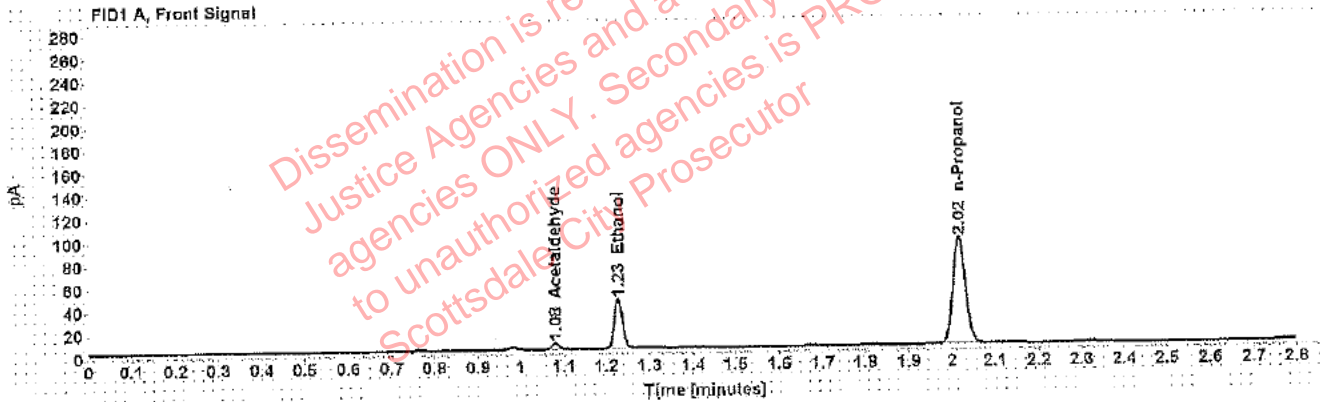


Table 1: FID 1 A (column DB-ALC1)

Compound	Amount (g/100mL)	Time (min)	Peak Area
Acetaldehyde	-----	1.080	5.489
>Ethanol	0.0835	1.229	55.636
n-Propanol	-----	2.018	186.285

Table 2: FID 2 B (column DB-ALC2)

Compound	Time (min)	Peak Area
Acetaldehyde	0.988	6.891
Ethanol	1.352	66.935
n-Propanol	2.382	221.285

Scottsdale Police Department Crime Lab Volatiles Analysis

Sample: [REDACTED]	item number: 1182372
Injection date: 12/12/2017 3:08:57 PM	Vial: 69
Method: ethanol quant.M	Sequence: 12Dec17
Instrument: US14173023 CN14160045	Analyst: Adrian
Data file: C:\Chem32\1\Data\12Dec17\69.D	

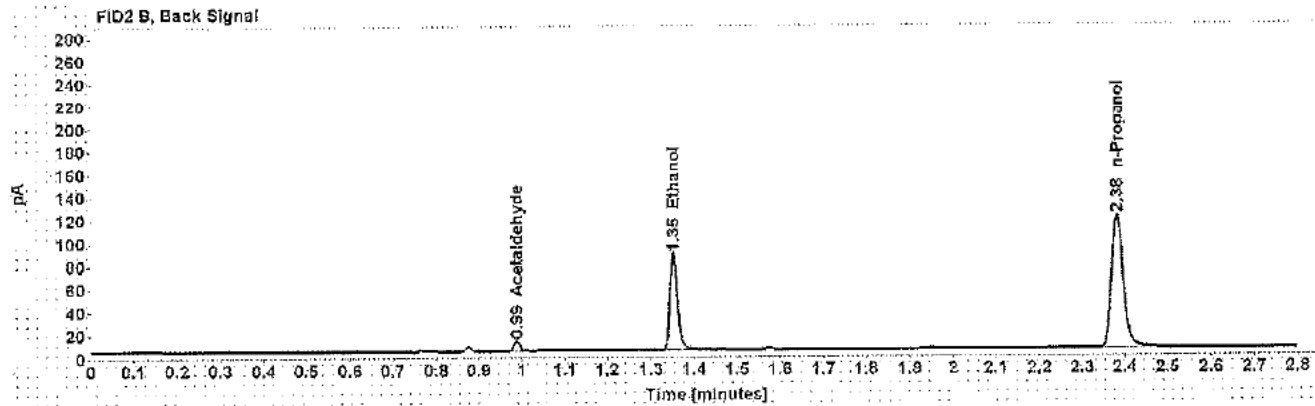
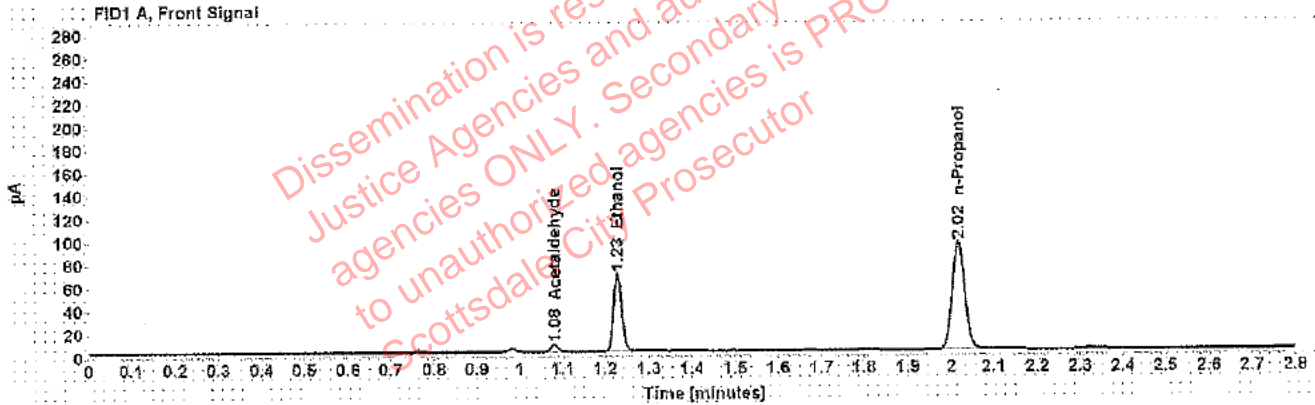


Table 1: FID 1 A (column DB-ALC1)

Compound	Amount (g/100mL)	Time (min)	Peak Area
Acetaldehyde	-----	1.080	6.448
>Ethanol	0.1293	1.228	67.902
n-Propanol	-----	2.018	190.559

Table 2: FID 2 B (column DB-ALC2)

Compound	Time (min)	Peak Area
Acetaldehyde	0.988	8.142
Ethanol	1.352	105.119
n-Propanol	2.382	224.523

Scottsdale Police Department Crime Lab Volatiles Analysis

Sample: [REDACTED]	Item number: 1182372
Injection date: 12/12/2017 3:12:57 PM	Vial: 70
Method: ethanol quant.M	Sequence: 12Dec17
Instrument: US14173023 CN14160045	Analyst: Adrian
Data file: C:\Chem32\1\Data\12Dec17\70.D	

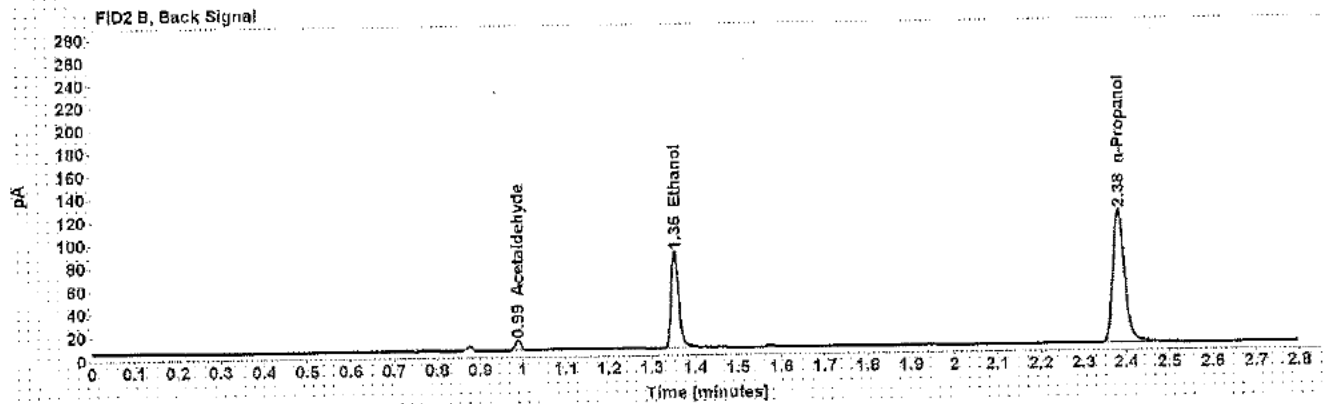
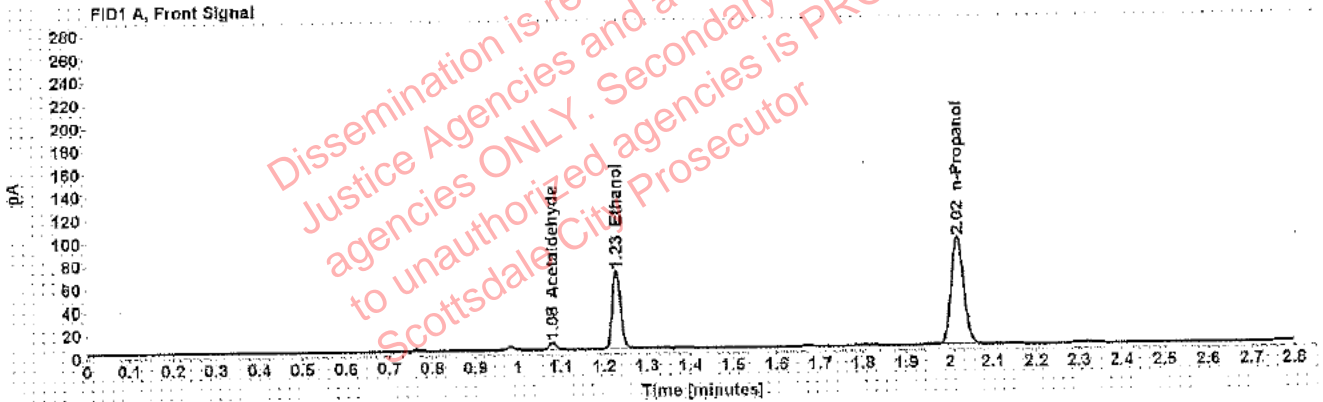


Table 1: FID 1 A (column DB-ALC1)

Compound	Amount (g/100mL)	Time (min)	Peak Area
Acetaldehyde	-----	1.081	6.484
>Ethanol	0.1295	1.229	88.047
n-Propanol	-----	2.018	190.549

Table 2: FID 2 B (column DB-ALC2)

Compound	Time (min)	Peak Area
Acetaldehyde	0.988	8.135
Ethanol	1.353	105.706
n-Propanol	2.383	224.501

Scottsdale Police Department Crime Lab Volatiles Analysis

Sample: [REDACTED]	Item number: 1182762
Injection date: 12/12/2017 3:16:57 PM	Vial: 71
Method: ethanol quant.M	Sequence: 12Dec17
Instrument: US14173023 CN14160045	Analyst: Adrian
Data file: C:\Chem32\1\Data\12Dec17\71.D	

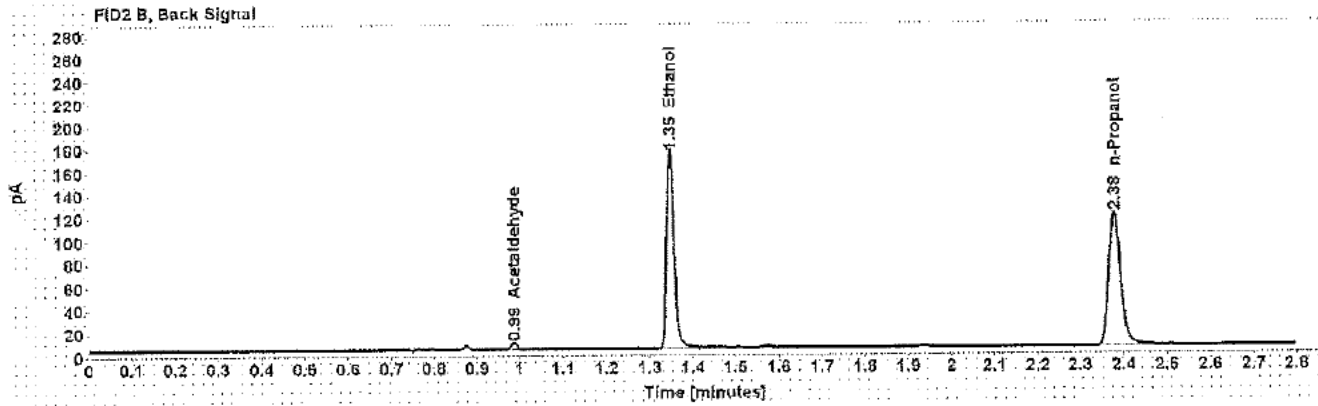
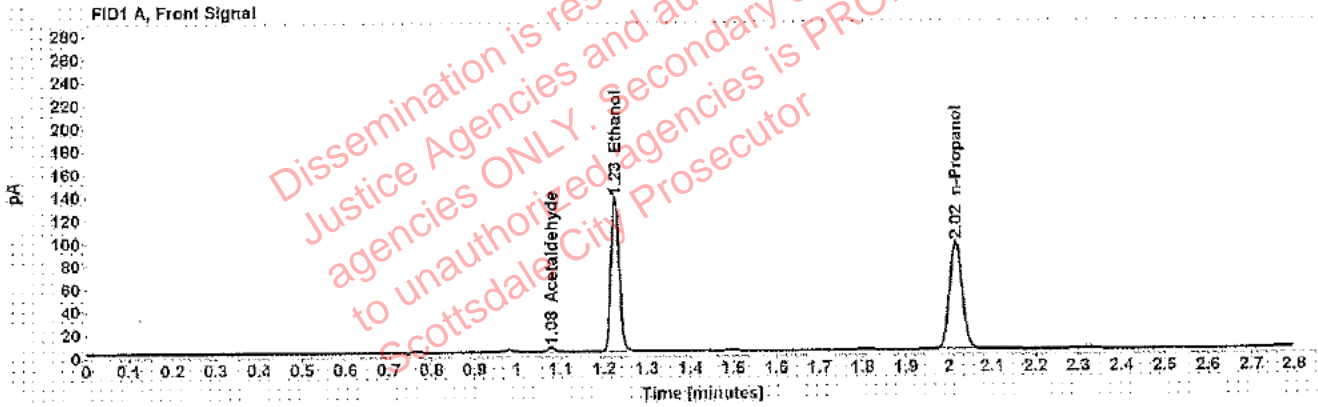


Table 1: FID 1 A (column DB-ALC1)

Compound	Amount (g/100mL)	Time (min)	Peak Area
Acetaldehyde	-----	1.079	3.994
>Ethanol	0.2536	1.226	173.722
n-Propanol	-----	2.015	190.617

Table 2: FID 2 B (column DB-ALC2)

Compound	Time (min)	Peak Area
Acetaldehyde	0.980	5.034
Ethanol	1.348	209.026
n-Propanol	2.379	224.655

Scottsdale Police Department Crime Lab Volatiles Analysis

Sample: [REDACTED]	Item number: 1182762
Injection date: 12/12/2017 3:20:58 PM	Vial: 72
Method: ethanol quant.M	Sequence: 12Dec17
Instrument: US14173023 CN14160045	Analyst: Adrian
Data file: C:\Chem32\1\Data\12Dec17\72.D	

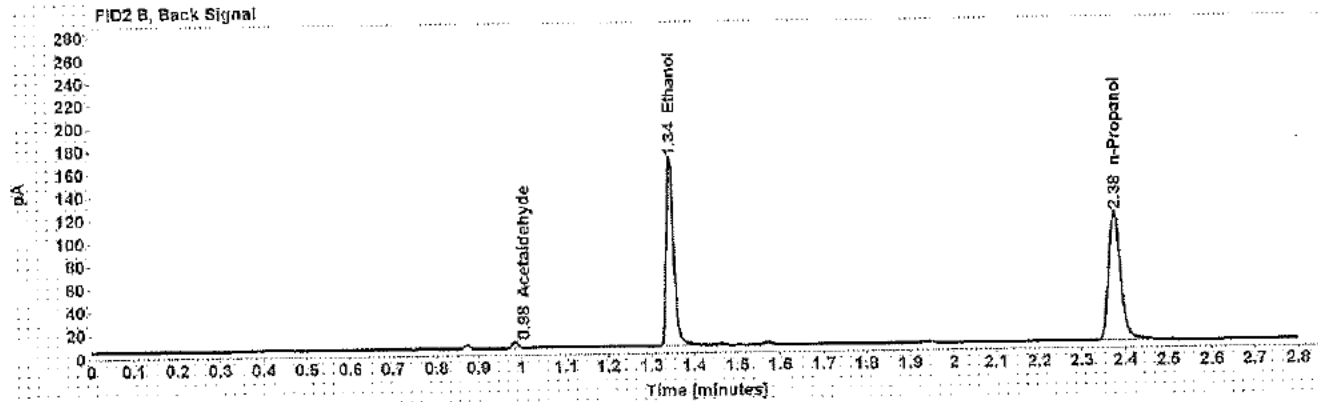
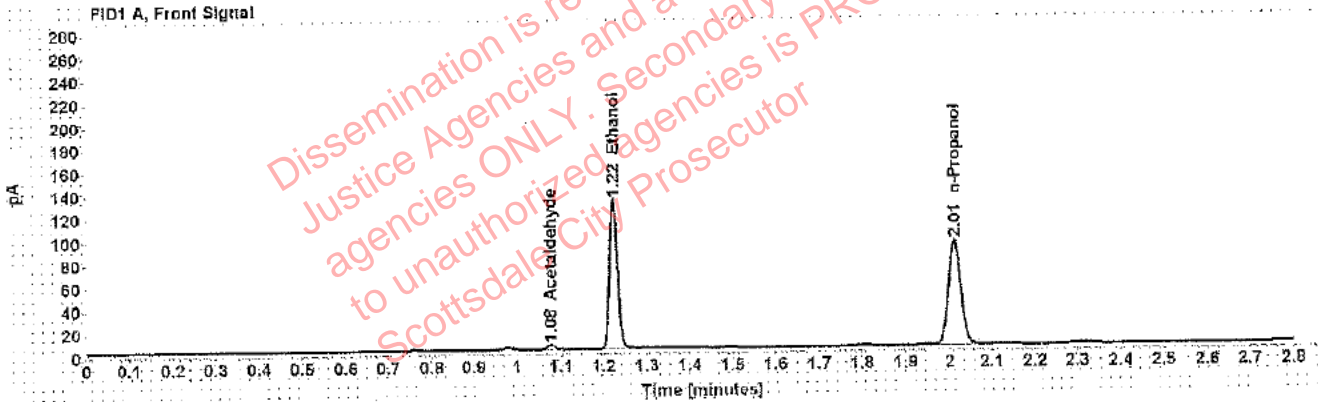


Table 1: FID 1 A (column DB-ALC1)

Compound	Amount (g/100mL)	Time (min)	Peak Area
Acetaldehyde	-----	1.077	4.096
>Ethanol	0.2484	1.223	166.249
n-Propanol	-----	2.013	186.301

Table 2: FID 2 B (column DB-ALC2)

Compound	Time (min)	Peak Area
Acetaldehyde	0.984	5.163
Ethanol	1.344	199.811
n-Propanol	2.376	217.796

Scottsdale Police Department Crime Lab Volatiles Analysis

Sample: [REDACTED]	Item number: 1181619
Injection date: 12/12/2017 3:25:12 PM	Vial: 73
Method: ethanol quant.M	Sequence: 12Dec17
Instrument: US14173023 CN14160045	Analyst: Adrian
Data file: C:\Chem32\1\Data\12Dec17\73.D	

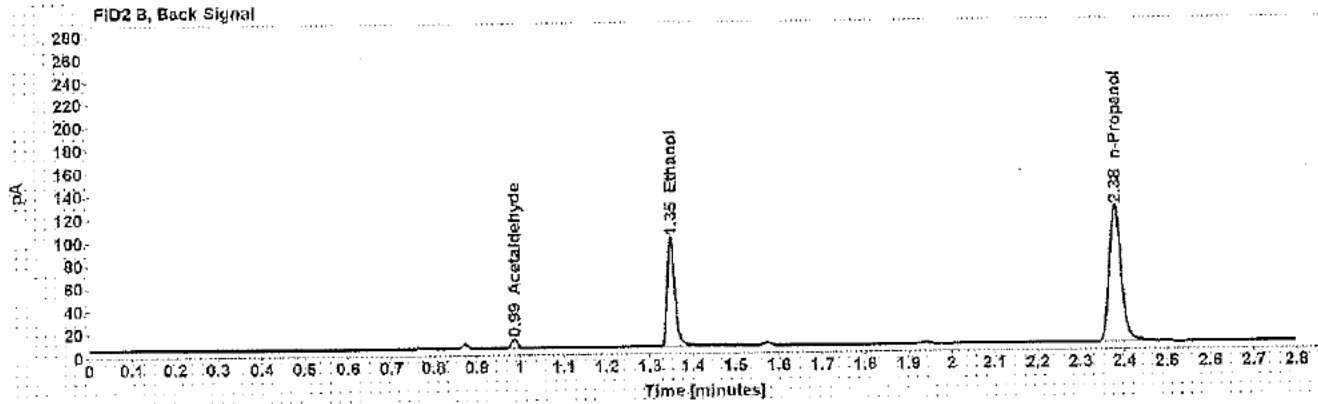
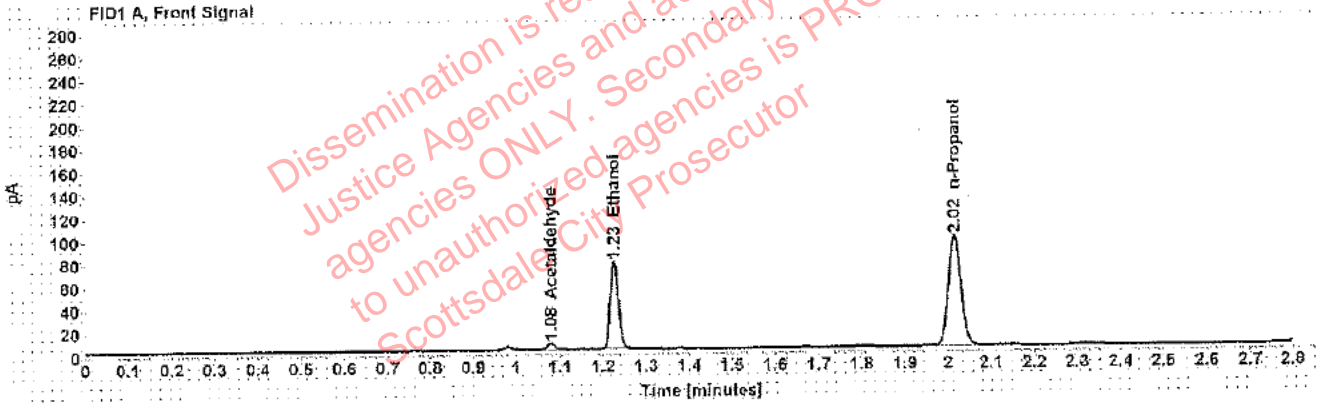


Table 1: FID 1 A (column DB-ALC1)

Compound	Amount (g/100mL)	Time (min)	Peak Area
Acetaldehyde	-----	1.079	5,845
>Ethanol	0.1405	1.226	98,783
n-Propanol	-----	2.016	198,883

Table 2: FID 2 B (column DB-ALC2)

Compound	Time (min)	Peak Area
Acetaldehyde	0.986	7,318
Ethanol	1.349	118,423
n-Propanol	2.379	230,671

Scottsdale Police Department Crime Lab Volatiles Analysis

Sample: [REDACTED]	Item number: 1181619
Injection date: 12/12/2017 3:29:12 PM	Vial: 74
Method: ethanol quant.M	Sequence: 12Dec17
Instrument: US14173023 CN14160045	Analyst: Adrian
Data file: C:\Chem32\1\Data\12Dec17\74.D	

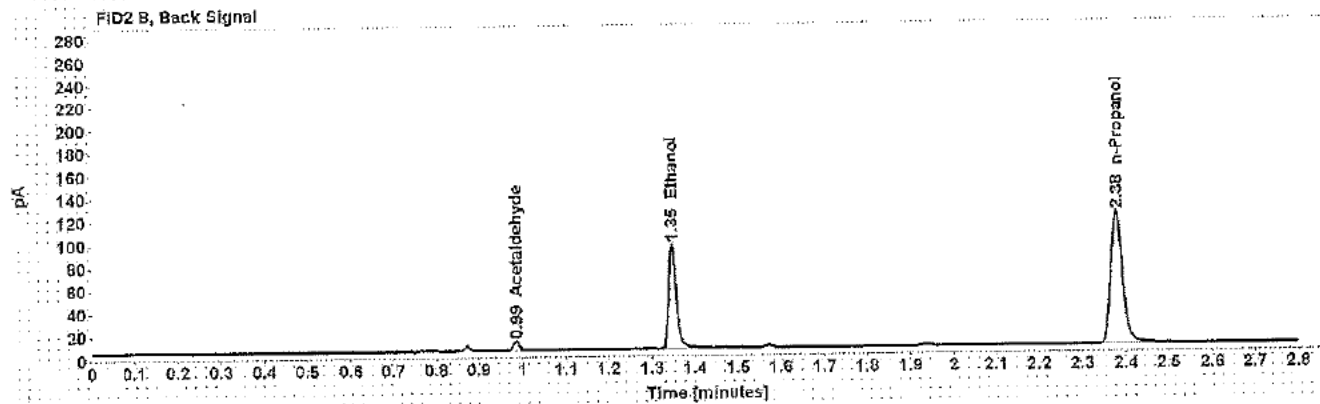
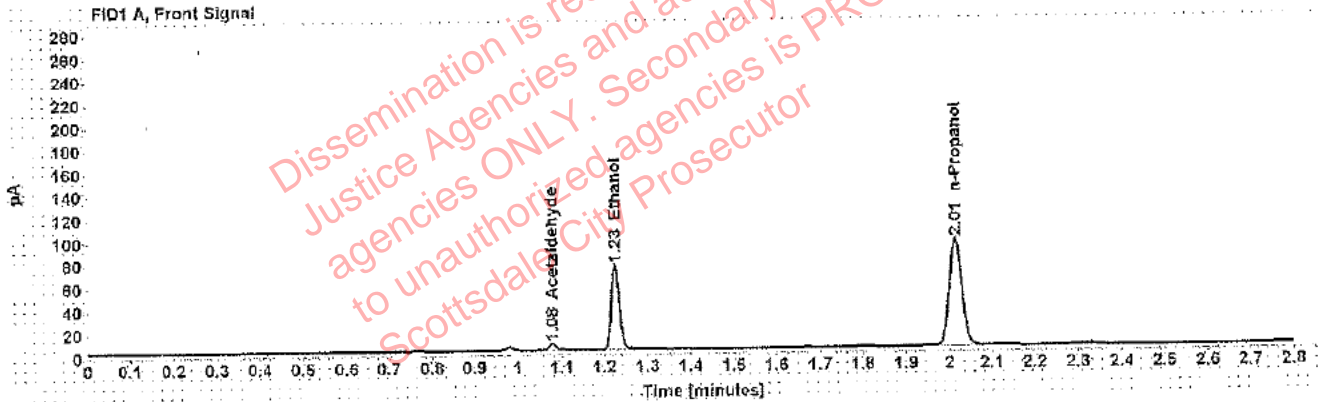


Table 1: FID 1 A (column DB-ALC1)

Compound	Amount (g/100mL)	Time (min)	Peak Area
Acetaldehyde	-----	1.078	5.873
>Ethanol	0.1391	1.225	94.663
n-Propanol	-----	2.015	190.568

Table 2: FID 2 B (column DB-ALC2)

Compound	Time (min)	Peak Area
Acetaldehyde	0.986	7.381
Ethanol	1.348	113.846
n-Propanol	2.378	222.843

Scottsdale Police Department Crime Lab Volatiles Analysis

Sample: [REDACTED]	Item number: 1186687
Injection date: 12/12/2017 3:37:12 PM	Vial: 76
Method: ethanol quant.M	Sequence: 12Dec17
Instrument: US14173023 CN14160045	Analyst: Adrian
Data file: C:\Chem32\1\Data\12Dec17\76.D	

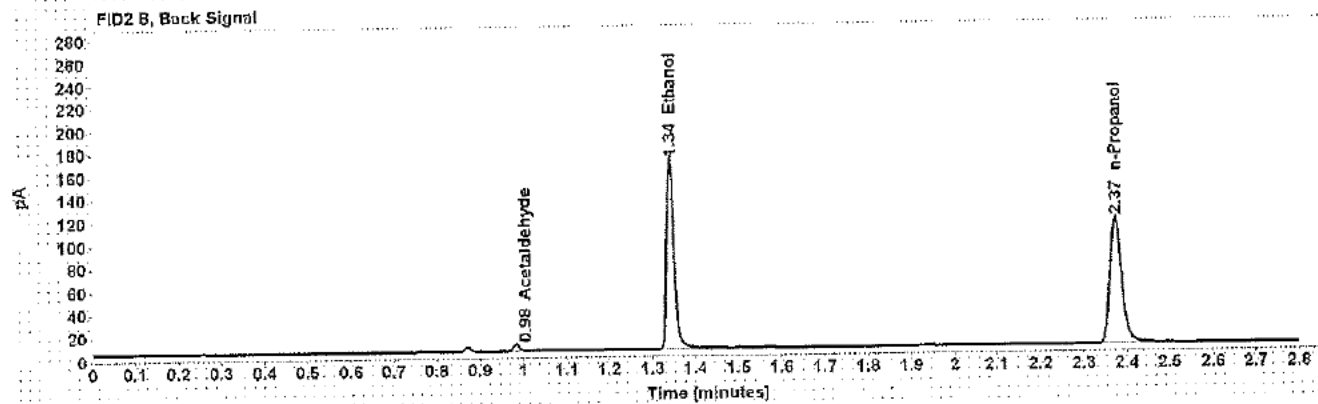
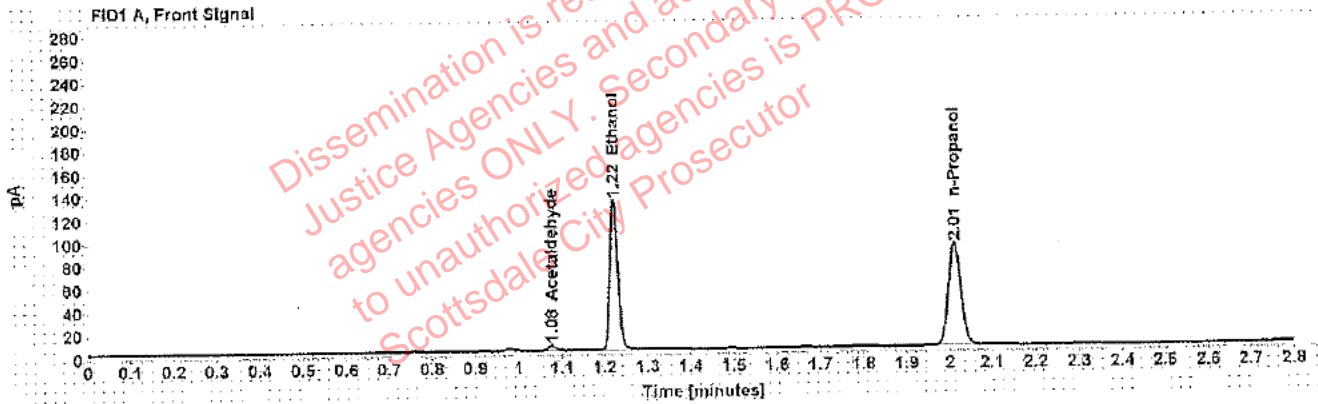


Table 1: FID 1 A (column DB-ALC1)

Compound	Amount (g/100mL)	Time (min)	Peak Area
Acetaldehyde	-----	1.077	4.340
>Ethanol	0.2567	1.222	167.599
n-Propanol	-----	2.012	181.673

Table 2: FID 2 B (column DB-ALC2)

Compound	Time (min)	Peak Area
Acetaldehyde	0.984	5.462
Ethanol	1.343	201.638
n-Propanol	2.375	214.088

Scottsdale Police Department Crime Lab Volatiles Analysis

Sample: [REDACTED]	Item number: 1186687
Injection date: 12/12/2017 3:41:12 PM	Vial: 77
Method: ethanol quant.M	Sequence: 12Dec17
Instrument: US14173023 CN14160045	Analyst: Adrian
Data file: C:\Chem32\1\Data\12Dec17\77.D	

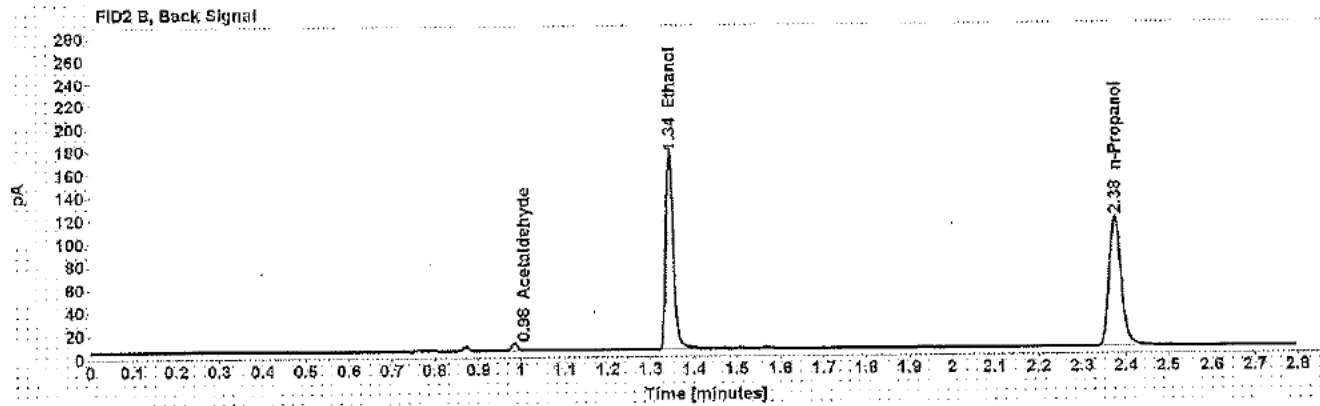
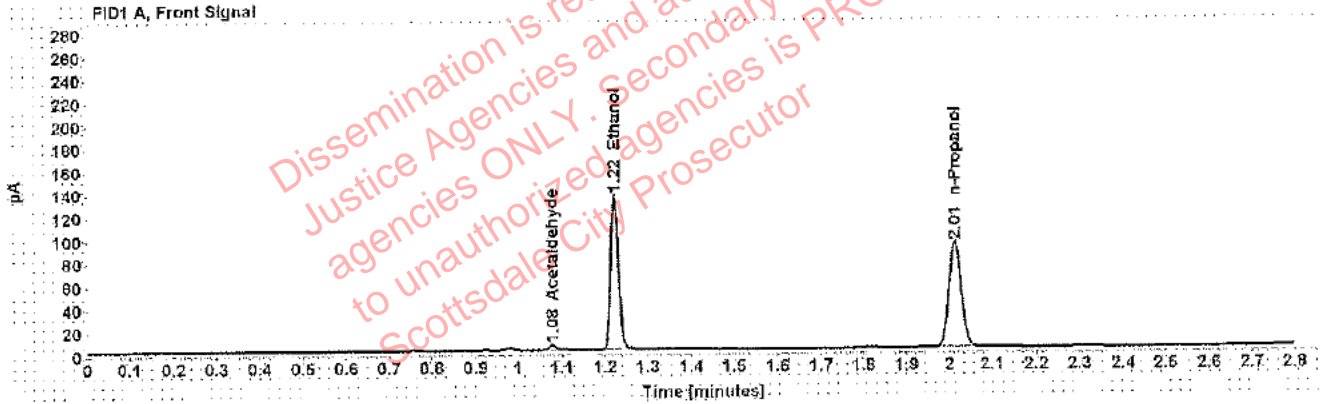


Table 1: FID 1 A (column DB-ALC1)

Compound	Amount (g/100mL)	Time (min)	Peak Area
Acetaldehyde	-----	1.077	4.381
>Ethanol	0.2580	1.223	172.594
n-Propanol	-----	2.013	186.160

Table 2: FID 2 B (column DB-ALC2)

Compound	Time (min)	Peak Area
Acetaldehyde	0.984	5.559
Ethanol	1.343	207.513
n-Propanol	2.375	219.218

Scottsdale Police Department Crime Lab Volatiles Analysis

Sample: [REDACTED]	Item number: 1185677
Injection date: 12/12/2017 3:45:13 PM	Vial: 78
Method: ethanol quant.M	Sequence: 12Dec17
Instrument: US14173023 CN14160045	Analyst: Adrian
Data file: C:\Chem32\1\Data\12Dec17\78.D	

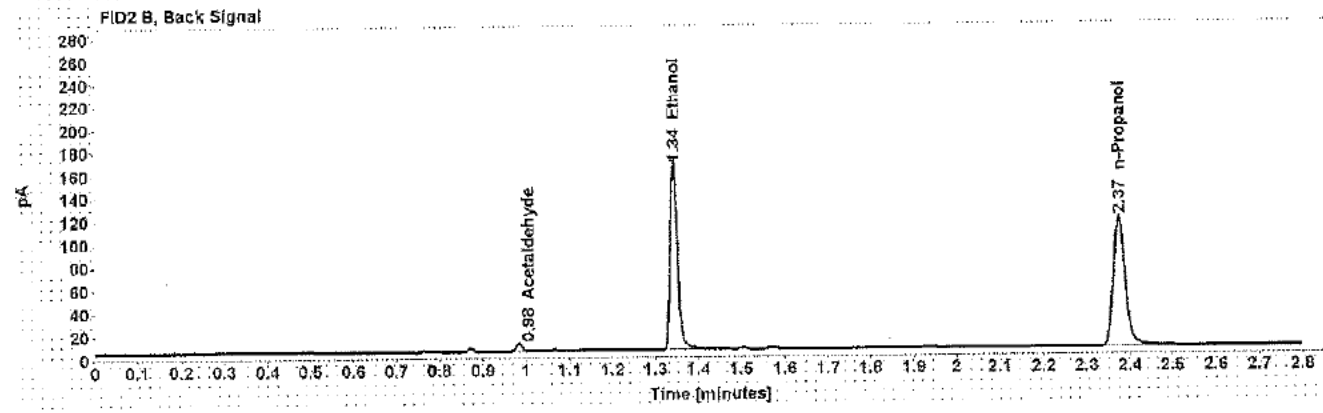
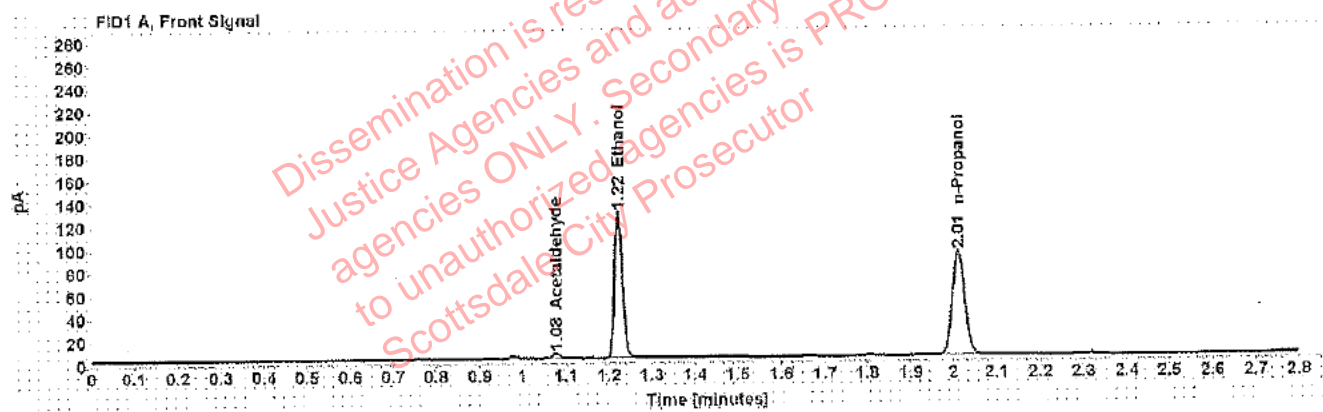


Table 1: FID 1 A (column DB-ALC1)

Compound	Amount (g/100mL)	Time (min)	Peak Area
Acetaldehyde	-----	1.077	4.747
>Ethanol	0.2457	1.223	163.191
n-Propanol	-----	2.013	184.875

Table 2: FID 2 B (column DB-ALC2)

Compound	Time (min)	Peak Area
Acetaldehyde	0.984	5.984
Ethanol	1.343	196.382
n-Propanol	2.375	217.682

Scottsdale Police Department Crime Lab Volatiles Analysis

Sample:	[REDACTED]	Item number:	1185677
Injection date:	12/12/2017 3:49:28 PM	Vial:	79
Method:	ethanol quant.M	Sequence:	12Dec17
Instrument:	US14173023 CN14160045	Analyst:	Adrian
Data file:	C:\Chem32\1\Data\12Dec17\79.D		

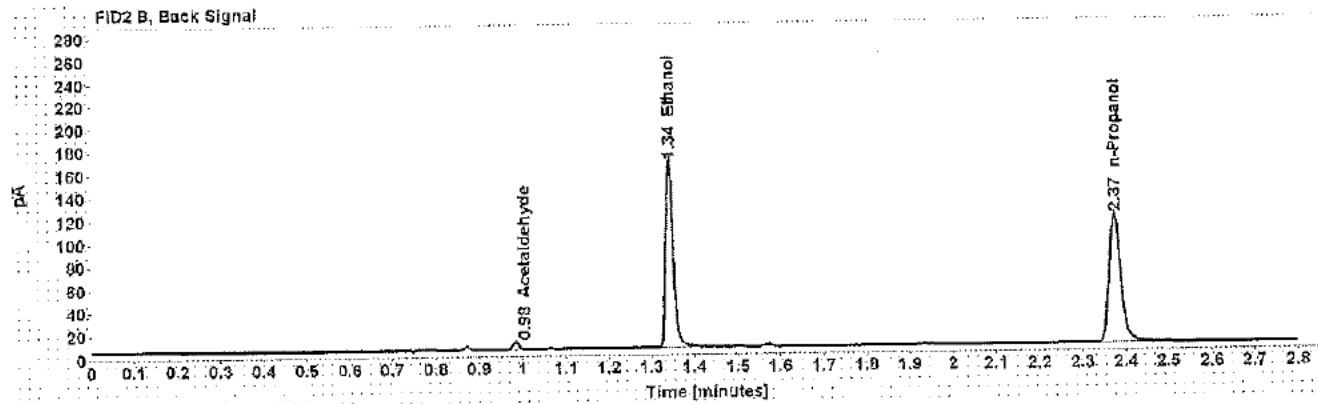
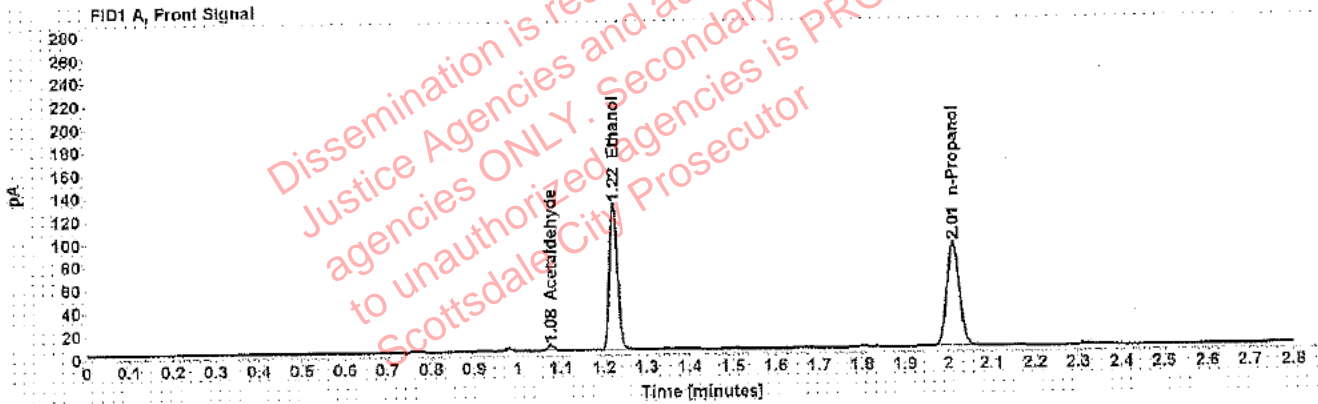


Table 1: FID 1 A (column DB-ALC1)

Compound	Amount (g/100mL)	Time (min)	Peak Area
Acetaldehyde	-----	1.077	4.881
>Ethanol	0.2480	1.222	163.953
n-Propanol	-----	2.012	183.987

Table 2: FID 2 B (column DB-ALC2)

Compound	Time (min)	Peak Area
Acetaldehyde	0.984	6.205
Ethanol	1.343	197.317
n-Propanol	2.375	217.338

Scottsdale Police Department Crime Lab Volatiles Analysis

Sample: [REDACTED]	Item number: 1183734
Injection date: 12/12/2017 3:53:27 PM	Vial: 80
Method: ethanol quant.M	Sequence: 12Dec17
Instrument: US14173023 CN14160045	Analyst: Adrian
Data file: C:\Chem32\11\Data\12Dec17\80.D	

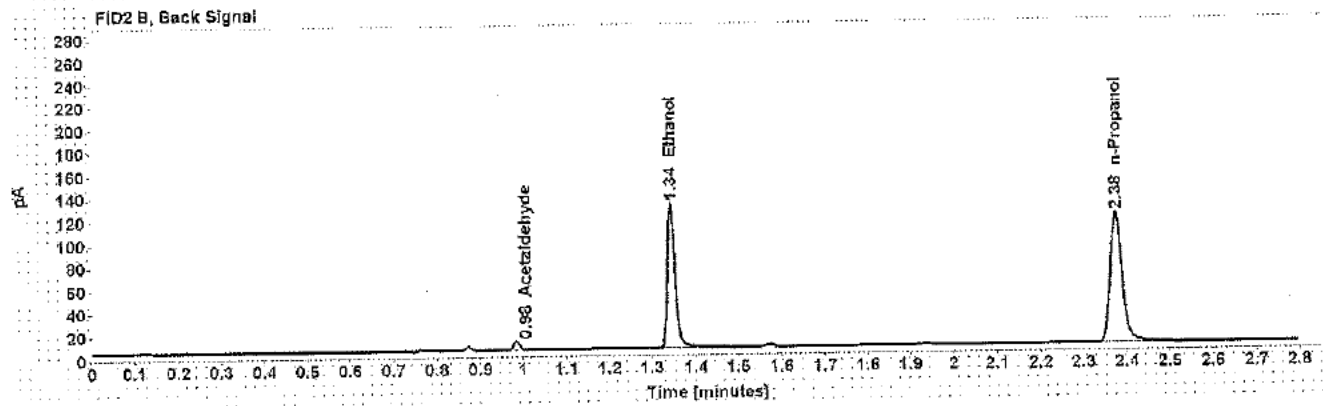
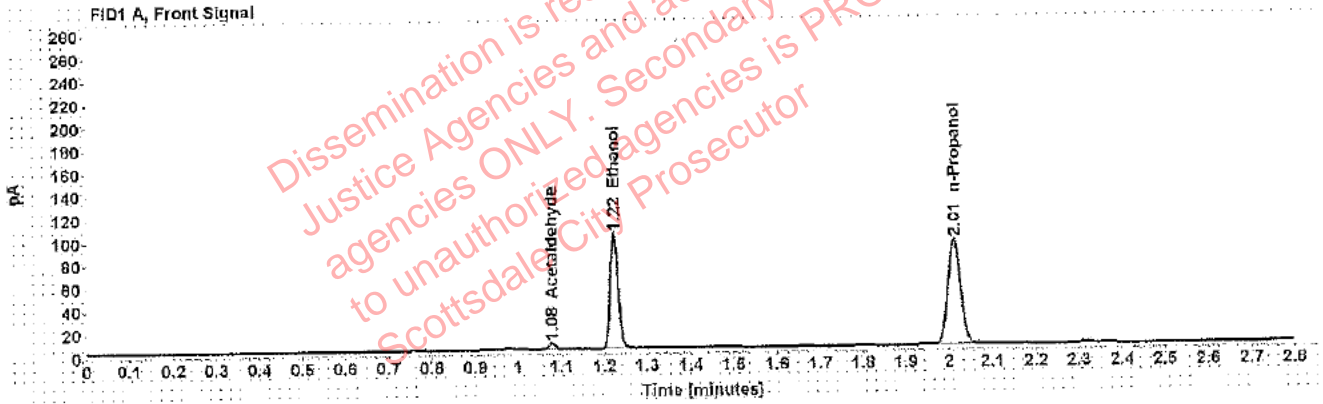


Table 1: FID 1 A (column DB-ALC1)

Compound	Amount (g/100mL)	Time (min)	Peak Area
Acetaldehyde	-----	1.077	5.555
>Ethanol	0.1928	1.223	128.700
n-Propanol	-----	2.013	186.238

Table 2: FID 2 B (column DB-ALC2)

Compound	Time (min)	Peak Area
Acetaldehyde	0.984	6.992
Ethanol	1.344	154.770
n-Propanol	2.375	219.822

Scottsdale Police Department Crime Lab Volatiles Analysis

Sample: [REDACTED]	Item number: 1183734
Injection date: 12/12/2017 3:57:27 PM	Vial: 81
Method: ethanol quant.M	Sequence: 12Dec17
Instrument: US14173023 CN14160045	Analyst: Adrian
Data file: C:\Chem32\1\Data\12Dec17\81.D	

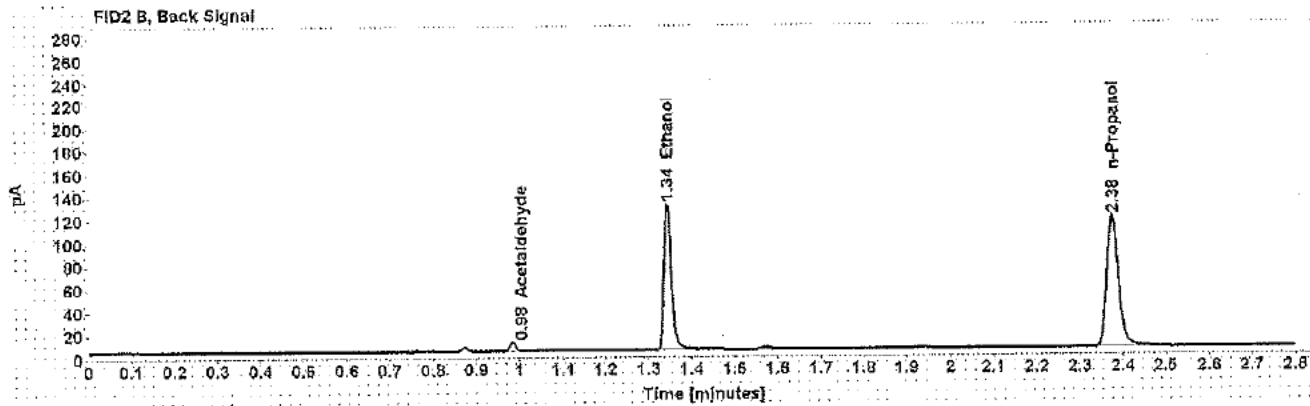
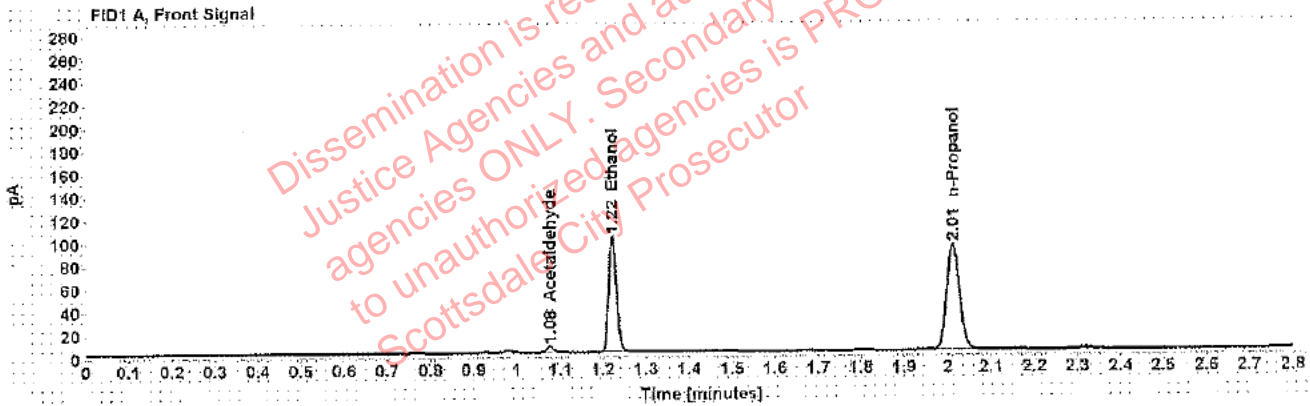


Table 1: FID 1 A (column DB-ALC1)

Compound	Amount (g/100mL)	Time (min)	Peak Area
Acetaldehyde	-----	1.077	5.811
>Ethanol	0.1934	1.223	129.651
n-Propanol	-----	2.013	167.011

Table 2: FID 2 B (column DB-ALC2)

Compound	Time (min)	Peak Area
Acetaldehyde	0.984	7.069
Ethanol	1.344	155.772
n-Propanol	2.376	220.652

Scottsdale Police Department Crime Lab Volatiles Analysis

Sample: [REDACTED]	Item number: 1184714
Injection date: 12/12/2017 4:01:28 PM	Vial: 82
Method: ethanol quant.M	Sequence: 12Dec17
Instrument: US14173023 CN14160045	Analyst: Adrian
Data file: C:\Chem32\1\Data\12Dec17\82.D	

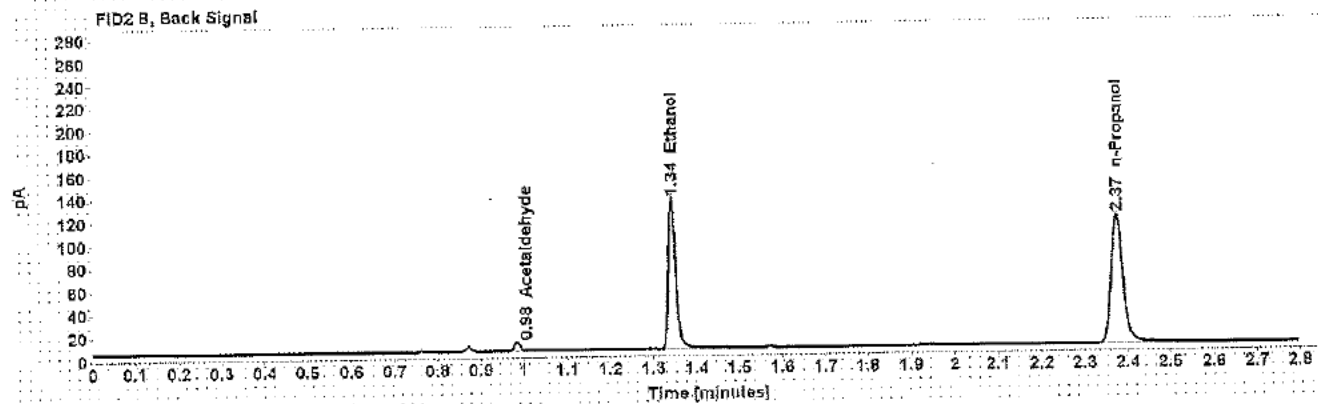
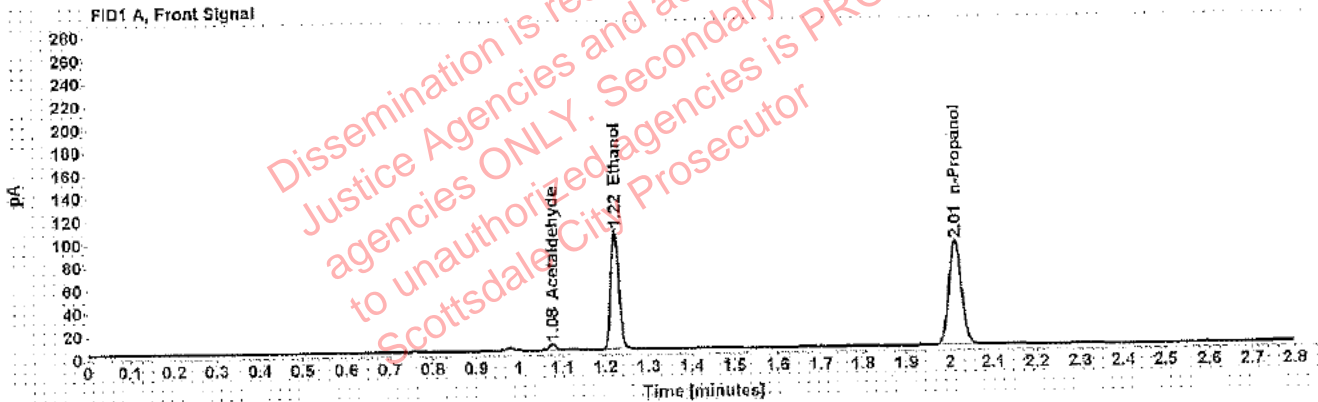


Table 1: FID 1 A (column DB-ALC1)

Compound	Amount (g/100mL)	Time (min)	Peak Area
Acetaldehyde	-----	1.077	5.706
>Ethanol	0.2012	1.223	133.260
n-Propanol	-----	2.013	184.673

Table 2: FID 2 B (column DB-ALC2)

Compound	Time (min)	Peak Area
Acetaldehyde	0.984	7.187
Ethanol	1.343	160.056
n-Propanol	2.375	217.914

Scottsdale Police Department Crime Lab Volatiles Analysis

Sample: [REDACTED]	Item number: 1184714
Injection date: 12/12/2017 4:05:27 PM	Vial: 83
Method: ethanol quant.M	Sequence: 12Dec17
Instrument: US14173023 CN14160045	Analyst: Adrian
Data file: C:\Chem32\1\Data\12Dec17\83.D	

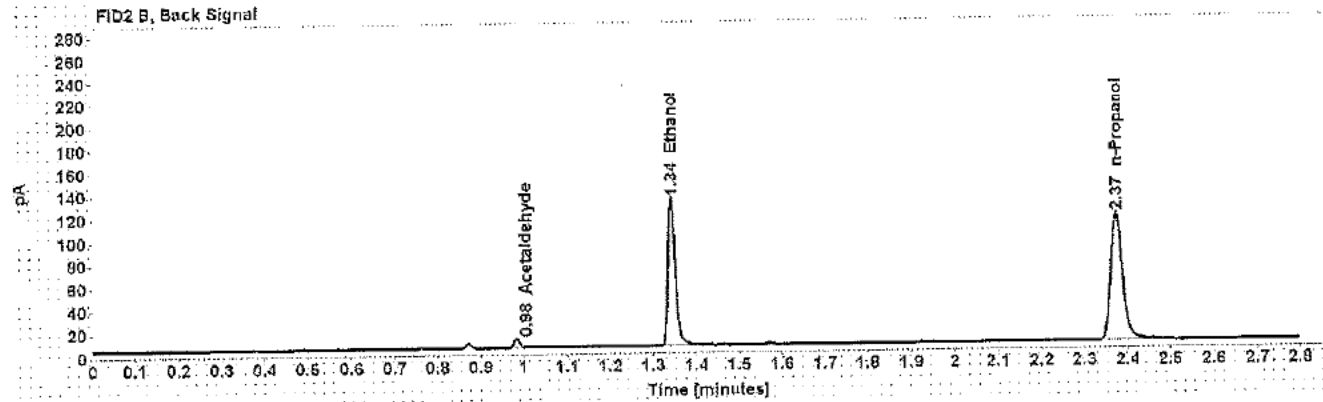
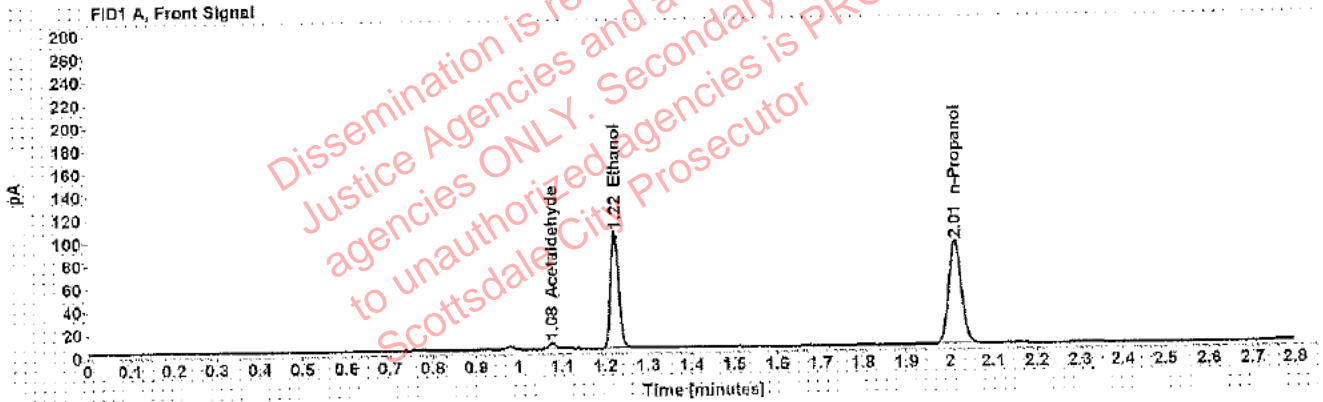


Table 1: FID 1 A (column DB-ALC1)

Compound	Amount (g/100mL)	Time (min)	Peak Area
Acetaldehyde	-----	1.077	5.746
>Ethanol	0.2002	1.223	130.989
n-Propanol	-----	2.012	182.432

Table 2: FID 2 B (column DB-ALC2)

Compound	Time (min)	Peak Area
Acetaldehyde	0.983	7.253
Ethanol	1.343	157.523
n-Propanol	2.374	215.039

Scottsdale Police Department Crime Lab Volatiles Analysis

Sample: [REDACTED]	Item number: 1184433
Injection date: 12/12/2017 4:09:27 PM	Vial: 84
Method: ethanol quant.M	Sequence: 12Dec17
Instrument: US14173023 CN14160045	Analyst: Adrian
Data file: C:\Chem32\1\Data\12Dec17\84.D	

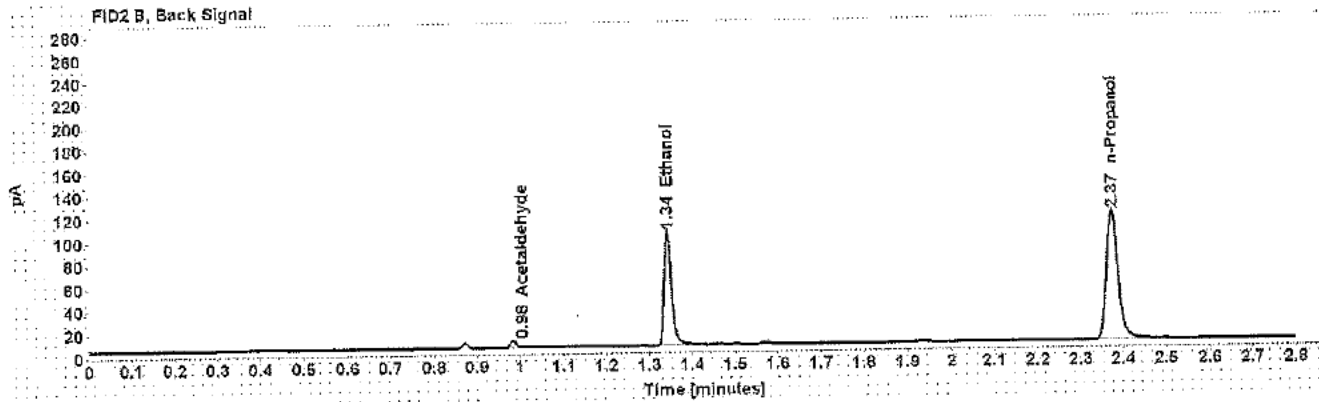
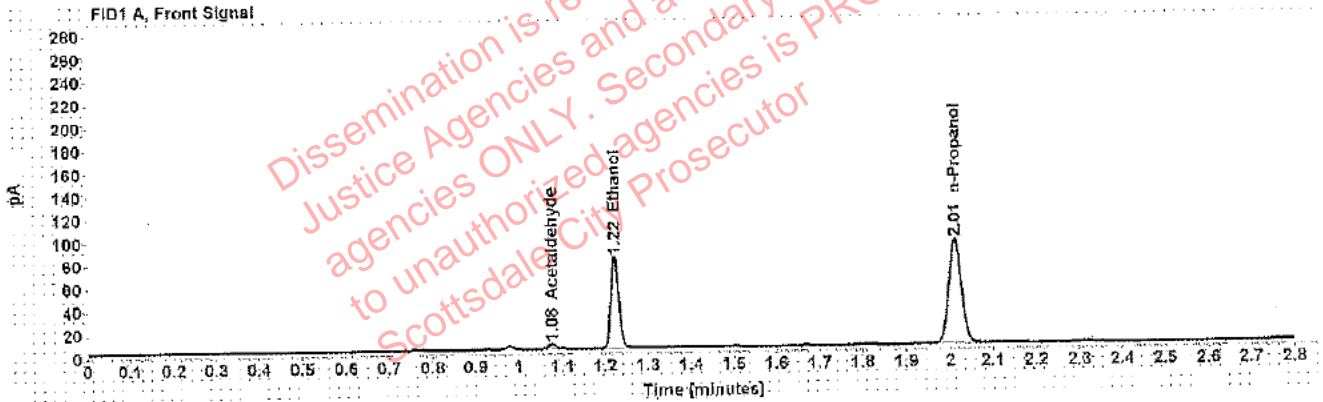


Table 1: FID 1 A (column DB-ALC1)

Compound	Amount (g/100mL)	Time (min)	Peak Area
Acetaldehyde	-----	1.077	4.407
>Ethanol	0.1531	1.223	102.026
n-Propanol	-----	2.012	186.340

Table 2: FID 2 B (column DB-ALC2)

Compound	Time (min)	Peak Area
Acetaldehyde	0.984	5.584
Ethanol	1.343	122.684
n-Propanol	2.375	218.193

Scottsdale Police Department Crime Lab Volatiles Analysis

Sample: [REDACTED]	Item number: 1184433
Injection date: 12/12/2017 4:13:43 PM	Vial: 85
Method: ethanol quant.M	Sequence: 12Dec17
Instrument: US14173023 CN14160045	Analyst: Adrian
Data file: C:\Chem321\Data\12Dec17\85.D	

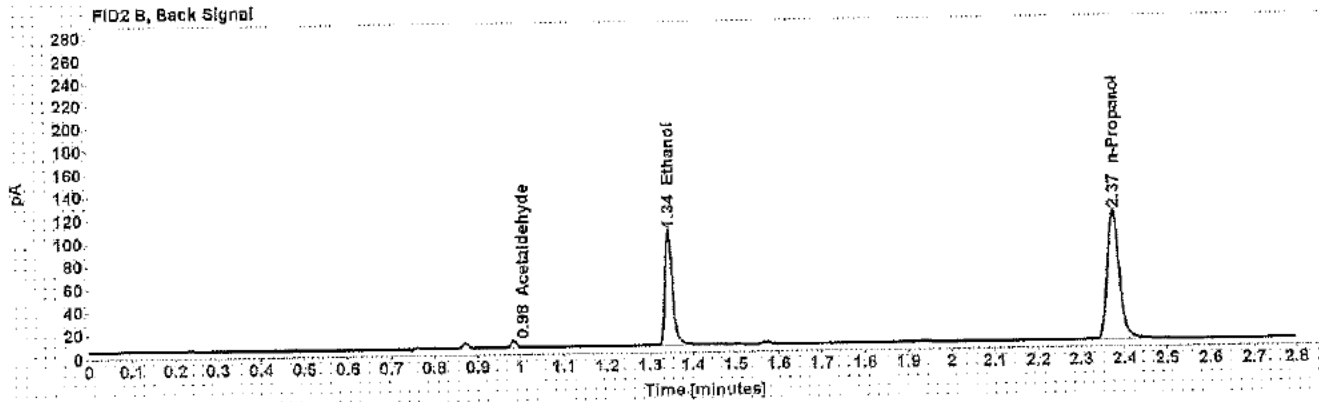
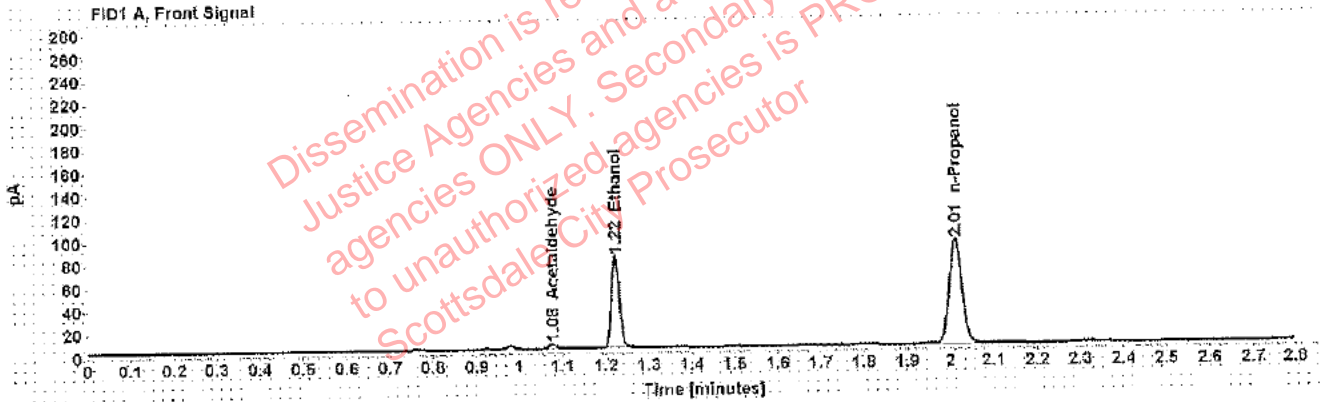


Table 1: FID 1 A (column DB-ALC1)

Compound	Amount (g/100mL)	Time (min)	Peak Area
Acetaldehyde	-----	1.077	4.356
>Ethanol	0.1544	1.223	102.754
n-Propanol	-----	2.012	186.104

Table 2: FID 2 B (column DB-ALC2)

Compound	Time (min)	Peak Area
Acetaldehyde	0.984	5.580
Ethanol	1.343	123.195
n-Propanol	2.374	218.233

Scottsdale Police Department Crime Lab Volatiles Analysis

Sample: [REDACTED]	Item number: 1183608 ³
Injection date: 12/12/2017 4:21:43 PM	Vial: 87 ^{WA 12/14/17}
Method: ethanol quant.M	Sequence: 12Dec17
Instrument: US14173023 CN14160045	Analyst: Adrian
Data file: C:\Chem32\1\Data\12Dec17\87.D	

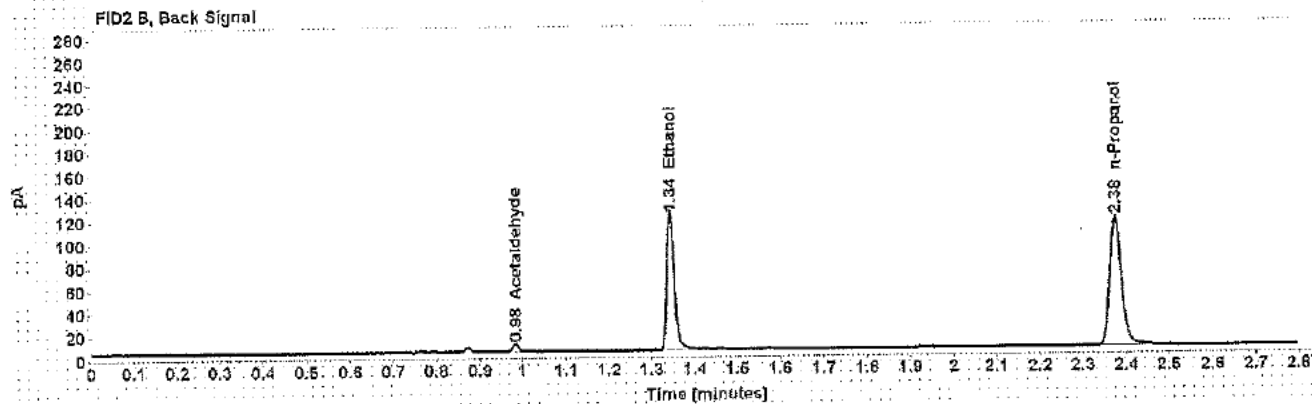
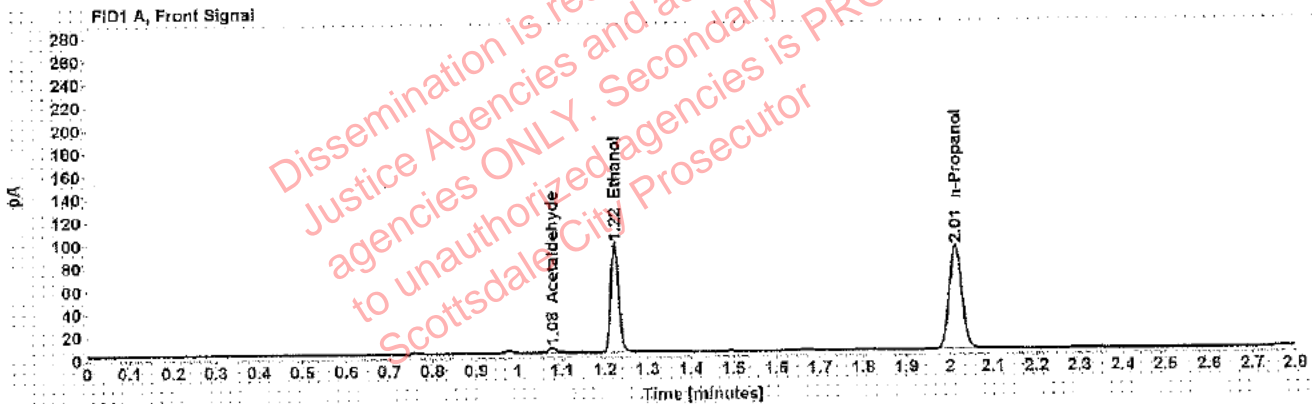


Table 1: FID 1 A (column DB-ALC1)

Compound	Amount (g/100mL)	Time (min)	Peak Area
Acetaldehyde	-----	1.077	4.678
>Ethanol	0.1639	1.223	121.229
n-Propanol	-----	2.013	184.035

Table 2: FID 2 B (column DB-ALC2)

Compound	Time (min)	Peak Area
Acetaldehyde	0.984	5.905
Ethanol	1.344	145.724
n-Propanol	2.375	217.011

Scottsdale Police Department Crime Lab Volatiles Analysis

Sample: [REDACTED]	Item number: 1183608
Injection date: 12/12/2017 4:25:42 PM	Vial: 88
Method: ethanol quant.M	Sequence: 12Dec17
Instrument: US14173023 CN14160045	Analyst: Adrian
Data file: C:\Chem32\1\Data\12Dec17\188.D	

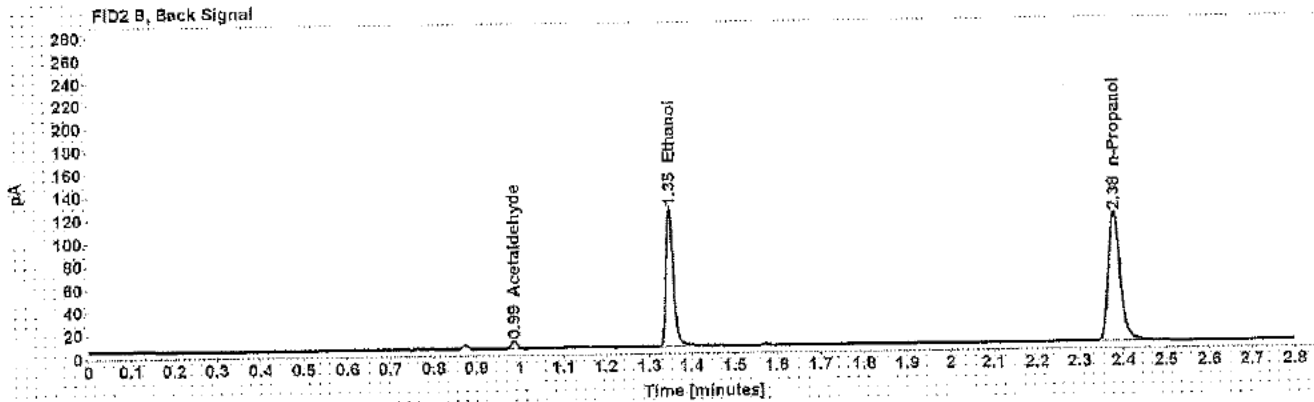
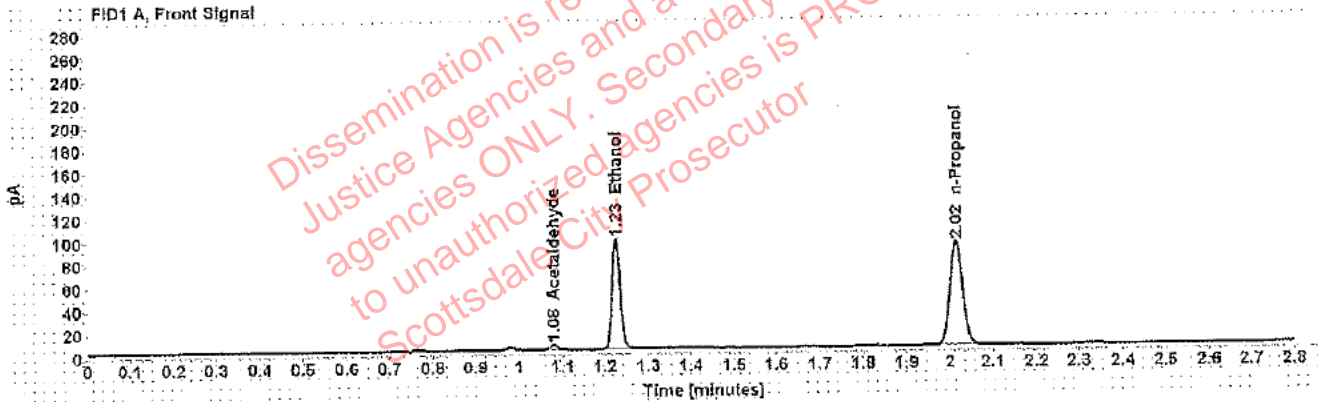


Table 1: FID 1 A (column DB-ALC1)

Compound	Amount (g/100mL)	Time (min)	Peak Area
Acetaldehyde	-----	1.079	4.647
>Ethanol	0.1873	1.226	123.699
n-Propanol	-----	2.016	184.270

Table 2: FID 2 B (column DB-ALC2)

Compound	Time (min)	Peak Area
Acetaldehyde	0.986	5.840
Ethanol	1.349	148.858
n-Propanol	2.379	217.193

Scottsdale Police Department Crime Lab Volatiles Analysis

Sample: [REDACTED]	Item number: 1183571
Injection date: 12/12/2017 4:29:43 PM	Vial: 89
Method: ethanol quant.M	Sequence: 12Dec17
Instrument: US14173023 CN14160045	Analyst: Adrian
Data file: C:\Chem32\1\Data\12Dec17\89.D	

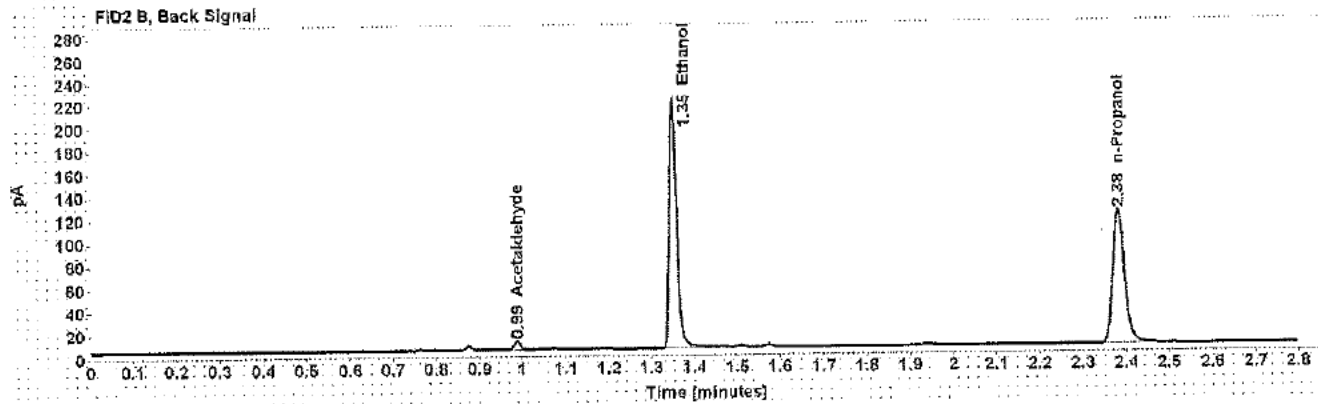
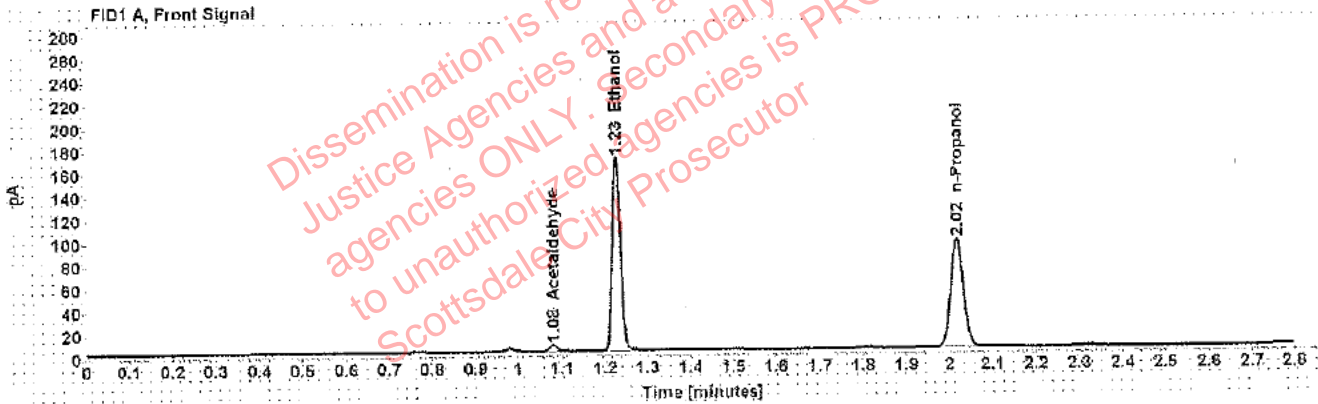


Table 1: FID 1 A (column DB-ALC1)

Compound	Amount (g/100mL)	Time (min)	Peak Area
Acetaldehyde	-----	1.080	5.581
>Ethanol	0.3167	1.228	219.036
n-Propanol	-----	2.018	192.182

Table 2: FID 2 B (column DB-ALC2)

Compound	Time (min)	Peak Area
Acetaldehyde	0.988	7.050
Ethanol	1.351	264.295
n-Propanol	2.382	225.406

Scottsdale Police Department Crime Lab Volatiles Analysis

Sample: [REDACTED]	Item number: 1183571
Injection date: 12/12/2017 4:33:43 PM	Vial: 90
Method: ethanol quant.M	Sequence: 12Dec17
Instrument: US14173023 CN14160045	Analyst: Adrian
Data file: C:\Chem32\1\Data\12Dec17\90.D	

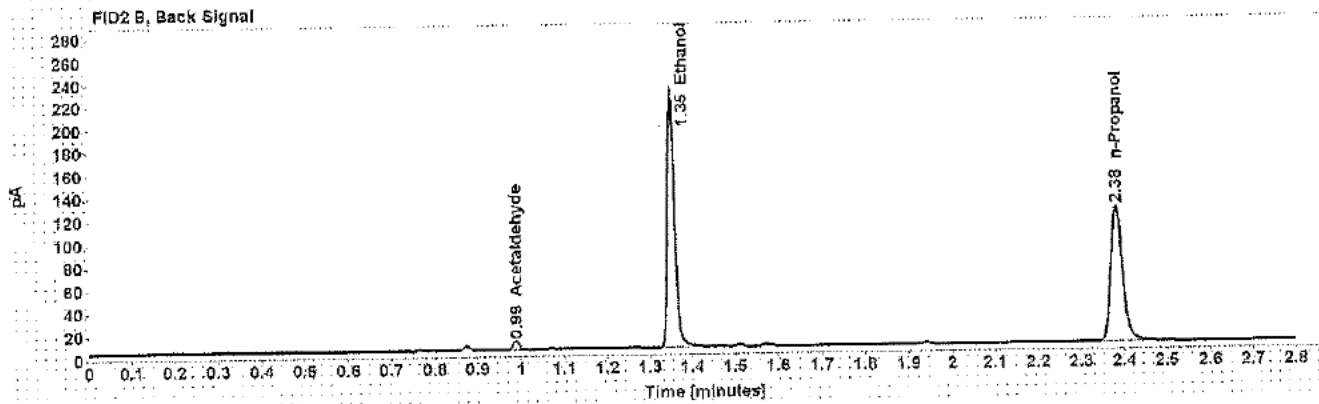
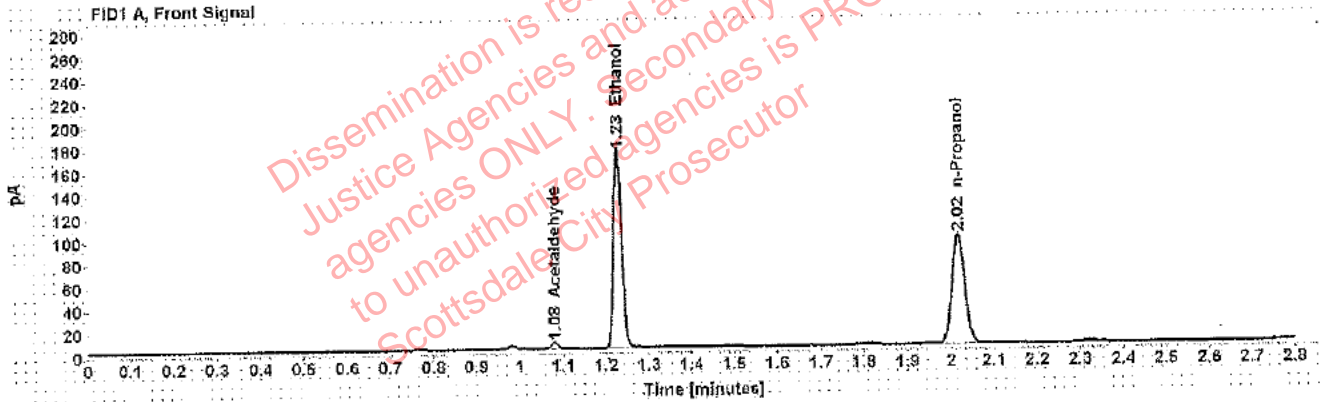


Table 1: FID 1 A (column DB-ALC1)

Compound	Amount (g/100mL)	Time (min)	Peak Area
Acetaldehyde	-----	1.080	5.659
>Ethanol	0.3186	1.228	224.084
n-Propanol	-----	2.018	195.444

Table 2: FID 2 B (column DB-ALC2)

Compound	Time (min)	Peak Area
Acetaldehyde	0.988	7.129
Ethanol	1.352	270.253
n-Propanol	2.383	229.500

Scottsdale Police Department Crime Lab Volatiles Analysis

Sample: [REDACTED]	Item number: 1183065
Injection date: 12/12/2017 4:37:58 PM	Vial: 91
Method: ethanol quant.M	Sequence: 12Dec17
Instrument: US14173023 CN14160045	Analyst: Adrian
Data file: C:\Chem32\1\Data\12Dec17\91.D	

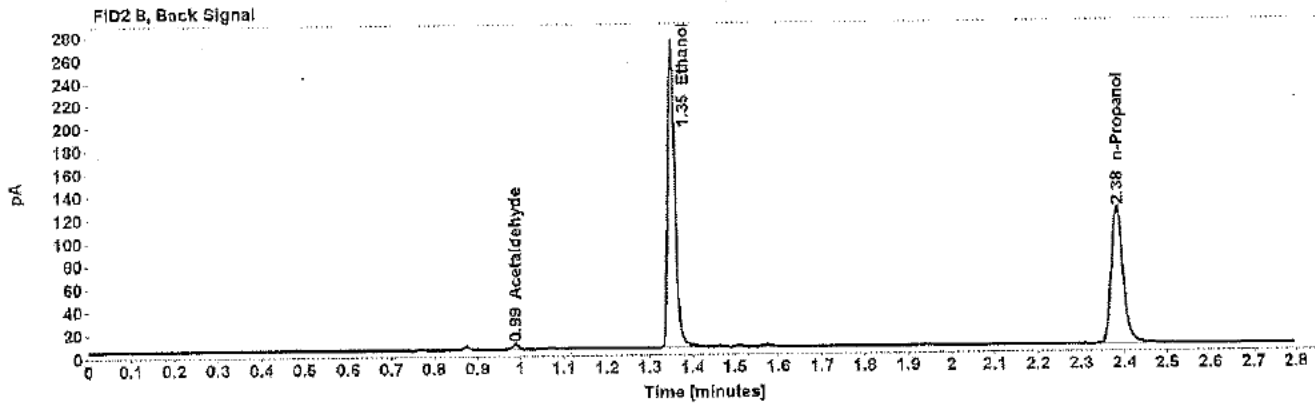
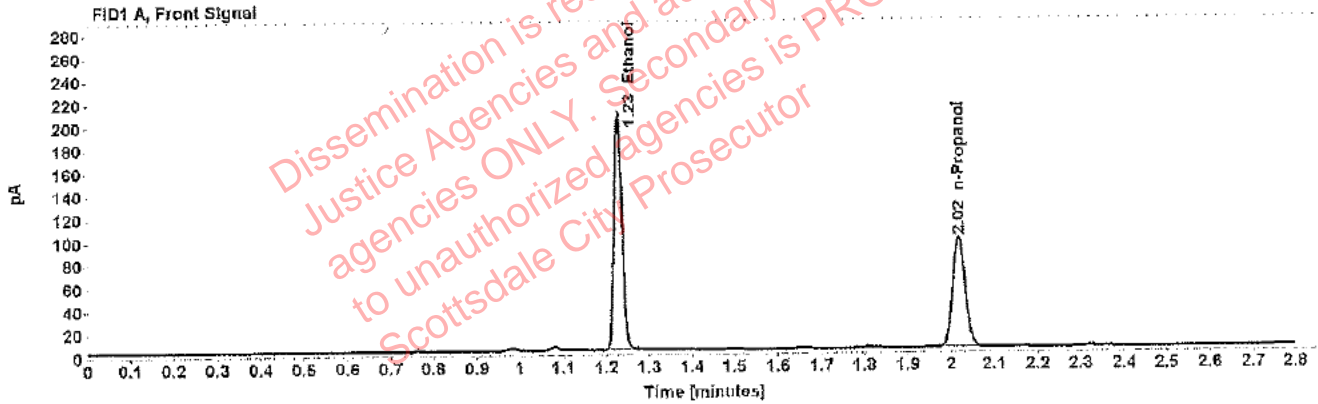


Table 1: FID 1 A (column DB-ALC1)

Compound	Amount (g/100mL)	Time (min)	Peak Area
>Ethanol	0.3760	1.228	263.879
n-Propanol	-----	2.018	194.859

Table 2: FID 2 B (column DB-ALC2)

Compound	Time (min)	Peak Area
Acetaldehyde	0.988	4.291
Ethanol	1.352	318.557
n-Propanol	2.383	230.047

Scottsdale Police Department Crime Lab Volatiles Analysis

Sample: [REDACTED]	Item number: 1183065
Injection date: 12/12/2017 4:41:58 PM	Vial: 92
Method: ethanol quant.M	Sequence: 12Dec17
Instrument: US14173023 CN14160045	Analyst: Adrian
Data file: C:\Chem32\1\Data\12Dec17\92.D	

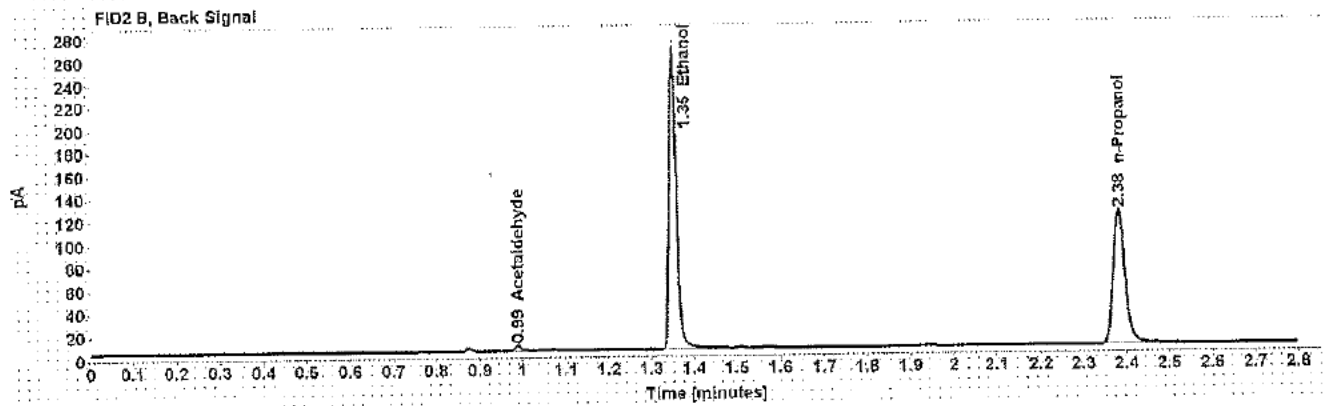
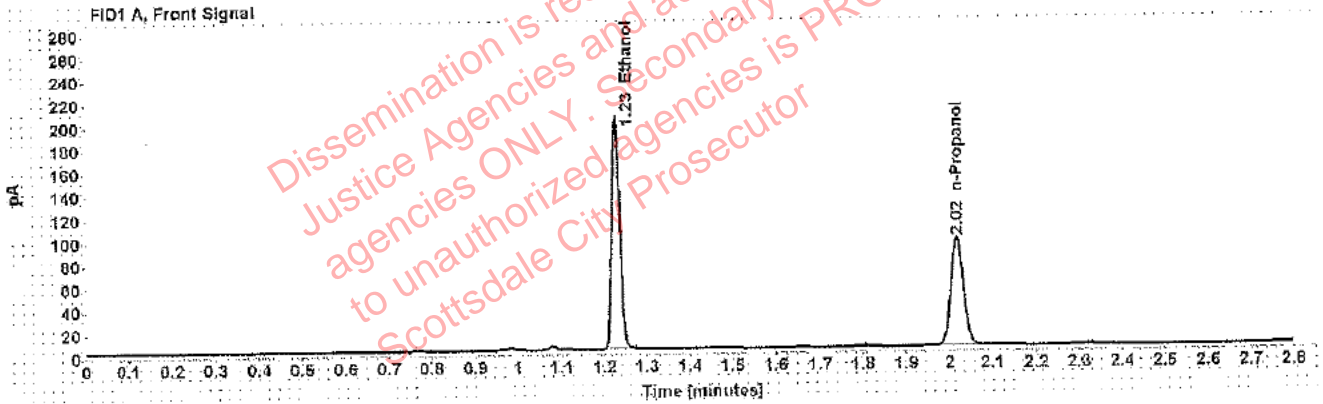


Table 1: FID 1 A (column DB-ALC1)

Compound	Amount (g/100mL)	Time (min)	Peak Area
>Ethanol	0.3779	1.228	260.799
n-Propanol	-----	2.018	191.591

Table 2: FID 2 B (column DB-ALC2)

Compound	Time (min)	Peak Area
Acetaldehyde	0.988	4.298
Ethanol	1.352	314.694
n-Propanol	2.383	226.326

Scottsdale Police Department Crime Lab Volatiles Analysis

Sample: [REDACTED]	Item number: 1159243
Injection date: 12/12/2017 4:45:58 PM	Vial: 93
Method: ethanol quant.M	Sequence: 12Dec17
Instrument: US14173023 CN14160045	Analyst: Adrian
Data file: C:\Chem32\1\Data\12Dec17\93.D	

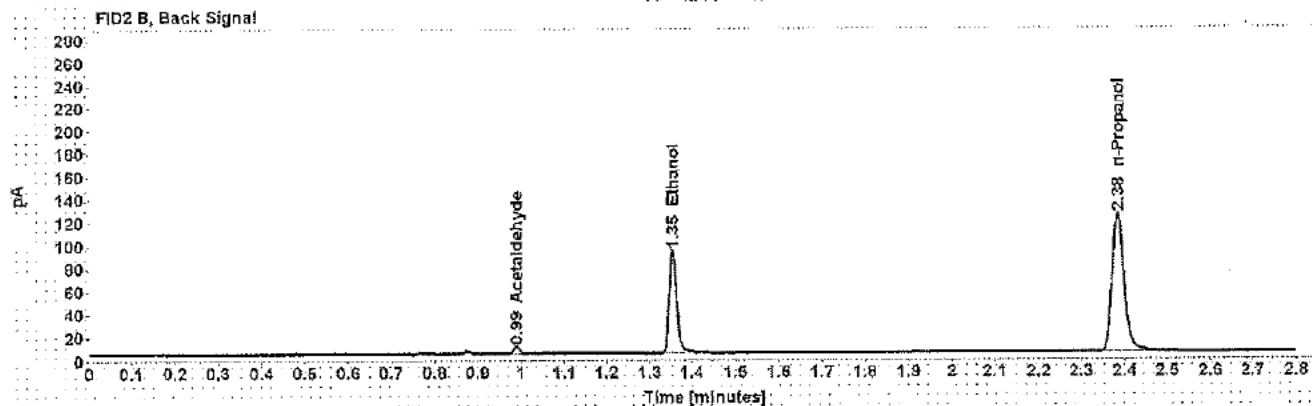
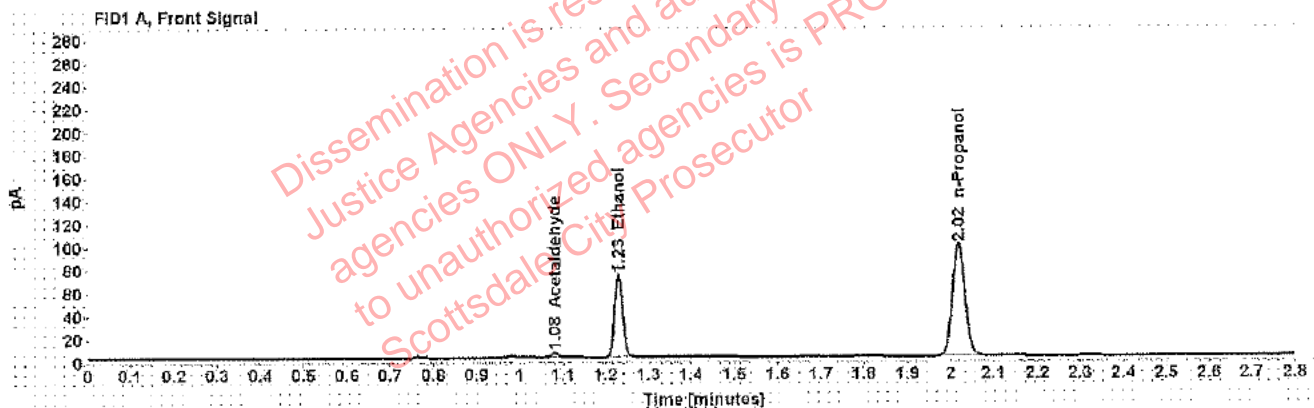


Table 1: FID 1 A (column DB-ALC1)

Compound	Amount (g/100mL)	Time (min)	Peak Area
Acetaldehyde	-----	1.081	4.612
>Ethanol	0.1323	1.230	93.795
n-Propanol	-----	2.019	198.688

Table 2: FID 2 B (column DB-ALC2)

Compound	Time (min)	Peak Area
Acetaldehyde	0.989	5.784
Ethanol	1.354	111.316
n-Propanol	2.384	234.096

Scottsdale Police Department Crime Lab Volatiles Analysis

Sample: [REDACTED]	Item number: 1159243
Injection date: 12/12/2017 4:49:57 PM	Vial: 94
Method: ethanol quant.M	Sequence: 12Dec17
Instrument: US14173023 CN14160045	Analyst: Adrian
Data file: C:\Chem32\1\Data\12Dec17\94.D	

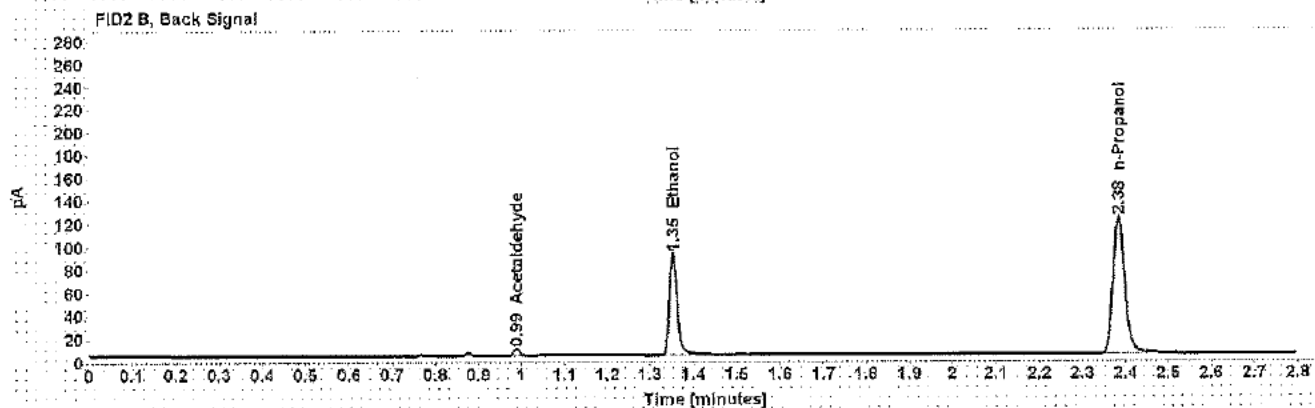
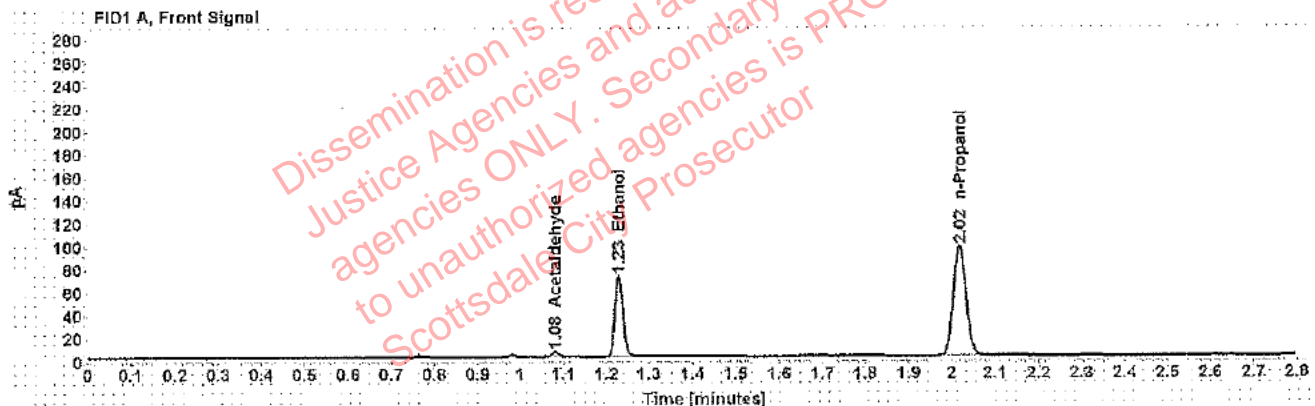


Table 1: FID 1 A (column DB-ALC1)

Compound	Amount (g/100mL)	Time (min)	Peak Area
Acetaldehyde	-----	1.081	4.576
>Ethanol	0.1317	1.229	92.069
n-Propanol	-----	2.019	195.879

Table 2: FID 2 B (column DB-ALC2)

Compound	Time (min)	Peak Area
Acetaldehyde	0.988	5.712
Ethanol	1.353	109.438
n-Propanol	2.384	229.956