

SCOTTSDALE POLICE DEPARTMENT CRIME LABORATORY BLOOD ALCOHOL FACE SHEET

ANALYSIS DATE 5/8/2018 SEQUENCE NAME 08May18

EQUIPMENT

Pipettor Hamilton ML600EH7497 Hamilton ML600GJ10749
 Gas Chromatograph Agilent US14173023

INSTRUMENT CALIBRATION

Vial 1 0.02 calibrator Lot FN03241604 Coefficient of determination (r²)
 Vial 2 0.10 calibrator Lot FN06181501 1.00000
 Vial 3 0.20 calibrator Lot FN07201502
 Vial 4 0.40 calibrator Lot FN11191402

CALIBRATION VERIFICATION AND RESOLUTION TEST

Vial	Sample	Expected result	Measured result	Manufacturer/lot
5	Blank	Not detected	Not detected	SPD lab 042518
6	Volatiles mixture	6 compounds	6 compounds	SPD lab 020917WLA
7	Aqueous control	0.400 g/dL	0.397 g/dL	Lipomed 08012015-C
8	Aqueous control	0.040 g/dL	0.039 g/dL	Lipomed 09022015-A
9	Blood control	0.198 g/dL	0.201 g/dL	ACQ 407041529/3
20	Aqueous control	0.080 g/dL	0.081 g/dL	Lipomed 28082014-B
31	Aqueous control	0.150 g/dL	0.152 g/dL	Lipomed 09022015-C
42	Blood control	0.198 g/dL	0.200 g/dL	ACQ 407041529/3
53	Aqueous control	0.080 g/dL	0.081 g/dL	Lipomed 28082014-B
58	Aqueous control	0.400 g/dL	0.406 g/dL	Lipomed 08012015-C
59	Aqueous control	0.040 g/dL	0.040 g/dL	Lipomed 09022015-A
60	Blood control	0.198 g/dL	0.201 g/dL	ACQ 407041529/3
61	Blank	Not detected	Not detected	SPD lab 042518

SUBJECT SAMPLES

Subjects in the sequence 22 Subjects requiring reanalysis 0

ADDITIONAL NOTES: All testing proceeded as expected.

Run valid Run invalid WA B1570 5/9/18 Analyst
 Run valid Run invalid KOSECKI 5/10/18 Technical Reviewer

Scottsdale Police Department Crime Laboratory Sequence Quality Assurance Summary

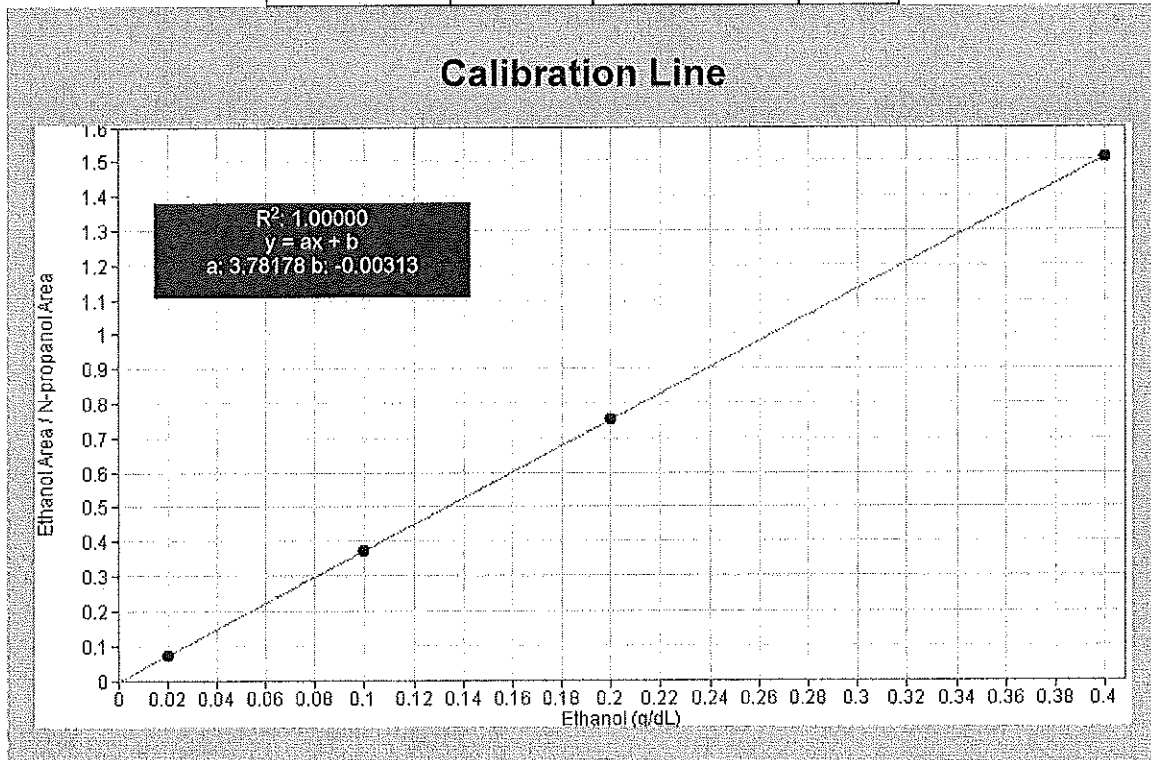
SEQUENCE NAME: 08May18

ANALYST: Adrian WA

Sample Name	Vial	Measured Value (g/dL)	Expected Value (g/dL)	Percent Difference	Absolute Difference (g/dL)
blank 042518	5	negative	negative	-	-
0.400 Lipomed 08012015-C	7	0.397	0.400	0.75	-0.003
0.040 Lipomed 09022015-A	8	0.039	0.040	2.50	-0.001
0.198 ACQ 407041529/3	9	0.201	0.198	1.52	0.003
0.080 Lipomed 28082014-B	20	0.081	0.080	1.25	0.001
0.150 Lipomed 09022015-C	31	0.152	0.150	1.33	0.002
0.198 ACQ 407041529/3	42	0.200	0.198	1.01	0.002
0.080 Lipomed 28082014-B	53	0.081	0.080	1.25	0.001
0.40 Lipomed 08012015-C	58	0.406	0.400	1.50	0.006
0.04 Lipomed 09022015-A	59	0.040	0.040	0.00	0.000
0.198 ACQ 407041529/3	60	0.201	0.198	1.52	0.003
blank 042518	61	negative	negative	-	-

Calibrator	Ethanol Area	N-propanol Area	Ratio
0.020	12.768	174.719	0.073
0.100	62.070	165.973	0.374
0.200	126.201	167.434	0.754
0.400	257.412	170.521	1.510

Calibration Line



Scottsdale Police Department Crime Lab Volatiles Analysis

LWA

Sample: 0.020 Cerilliant FN03241604	Item number:
Injection date: 5/8/2018 10:04:34 AM	Vial: 1
Method: ethanol quant.M	Sequence: 08May18
Instrument: US14173023 CN14160045	Analyst: Adrian
Data file: C:\Chem32\1\Data\08May18\1.D	

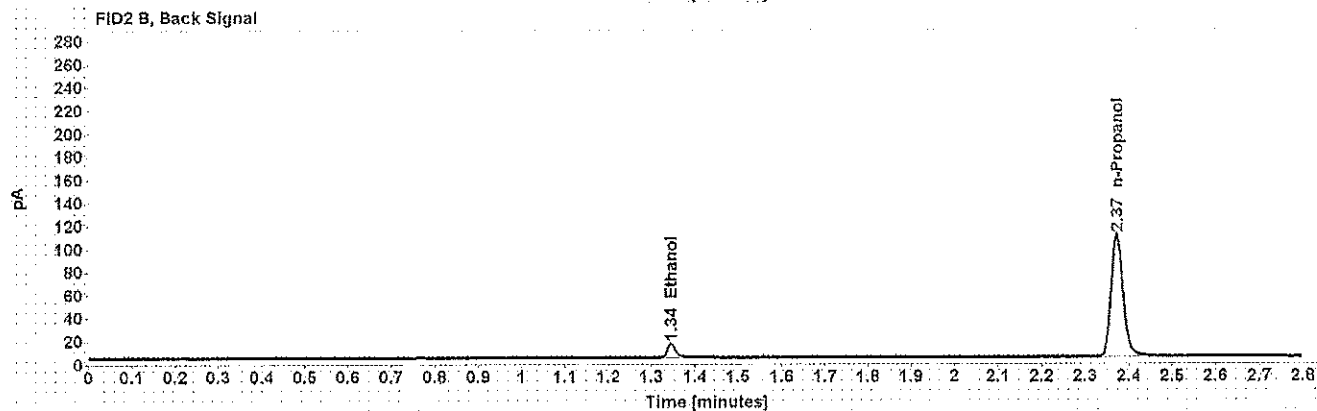
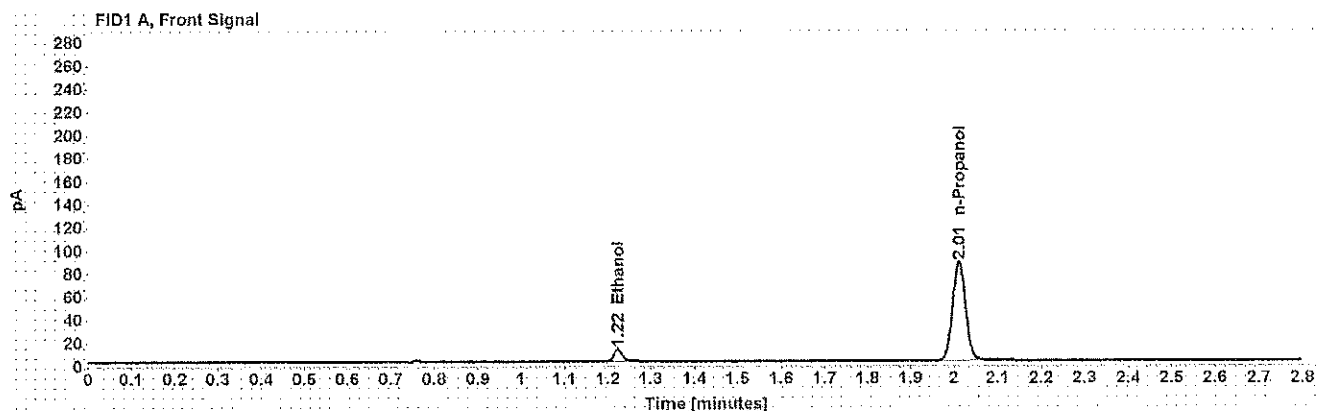


Table 1: FID 1 A (column DB-ALC1)

Compound	Time (min)	Peak Area
Ethanol	1.223	12.768
n-Propanol	2.011	174.719

Table 2: FID 2 B (column DB-ALC2)

Compound	Time (min)	Peak Area
Ethanol	1.345	14.950
n-Propanol	2.373	203.739

Scottsdale Police Department Crime Lab Volatiles Analysis

WA

Sample: 0.100 Cerilliant FN06181501	Item number:
Injection date: 5/8/2018 10:08:33 AM	Vial: 2
Method: ethanol quant.M	Sequence: 08May18
Instrument: US14173023 CN14160045	Analyst: Adrian
Data file: C:\Chem32\1\Data\08May18\2.D	

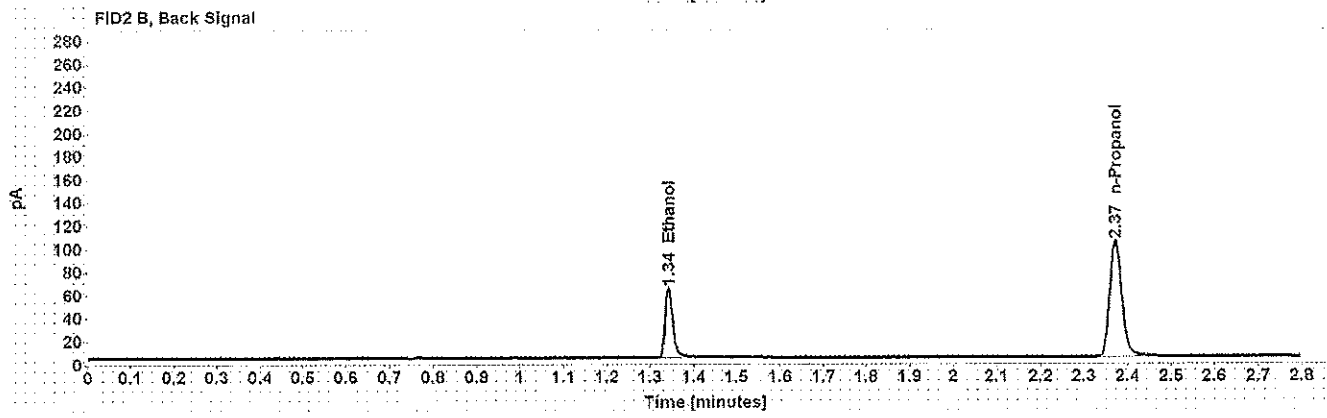
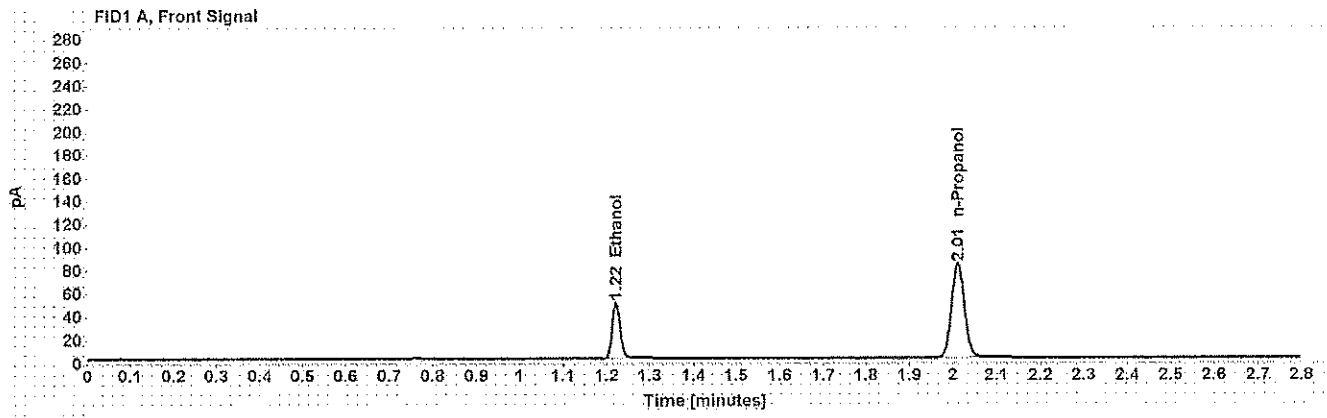


Table 1: FID 1 A (column DB-ALC1)

Compound	Time (min)	Peak Area
Ethanol	1.222	62.070
n-Propanol	2.011	165.973

Table 2: FID 2 B (column DB-ALC2)

Compound	Time (min)	Peak Area
Ethanol	1.342	73.439
n-Propanol	2.373	193.478

Scottsdale Police Department Crime Lab Volatiles Analysis

WA

Sample: 0.200 Cerilliant FN07201502	Item number:
Injection date: 5/8/2018 10:12:34 AM	Vial: 3
Method: ethanol quant.M	Sequence: 08May18
Instrument: US14173023 CN14160045	Analyst: Adrian
Data file: C:\Chem32\1\Data\08May18\3.D	

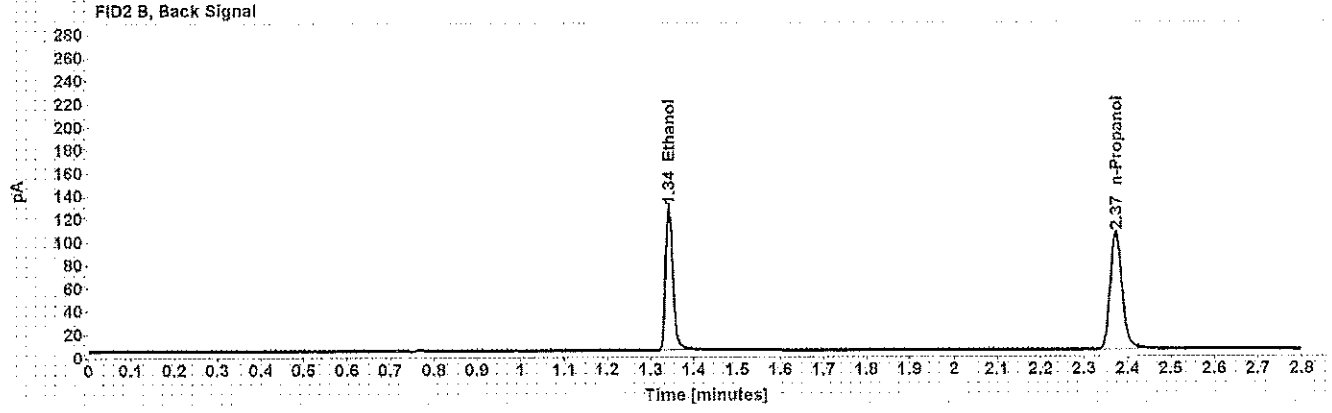
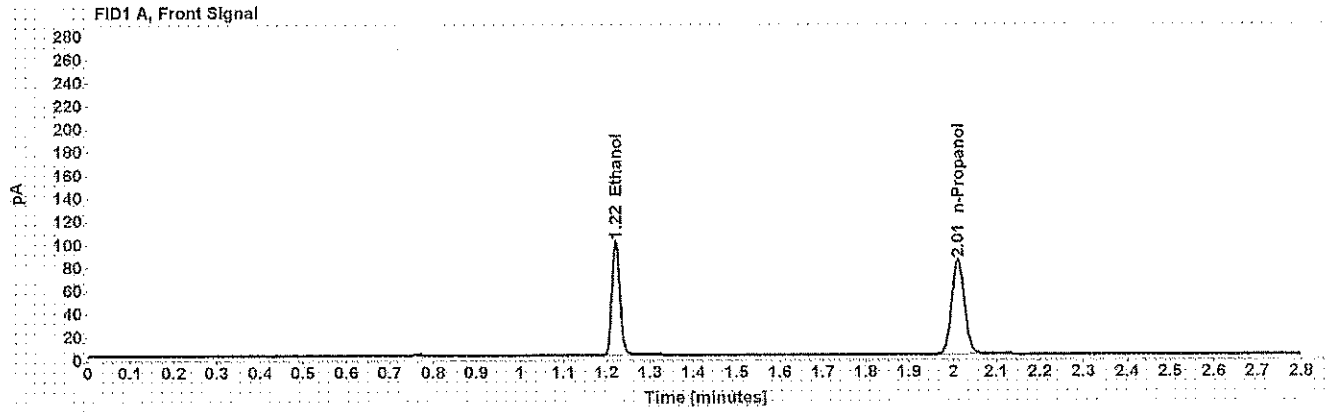


Table 1: FID 1 A (column DB-ALC1)

Compound	Time (min)	Peak Area
Ethanol	1.222	126.201
n-Propanol	2.011	167.434

Table 2: FID 2 B (column DB-ALC2)

Compound	Time (min)	Peak Area
Ethanol	1.342	150.324
n-Propanol	2.373	195.485

Scottsdale Police Department Crime Lab Volatiles Analysis

MA

Sample: 0.400 Cerilliant FN11191402	Item number:
Injection date: 5/8/2018 10:16:33 AM	Vial: 4
Method: ethanol quant.M	Sequence: 08May18
Instrument: US14173023 CN14160045	Analyst: Adrian
Data file: C:\Chem32\1\Data\08May18\4.D	

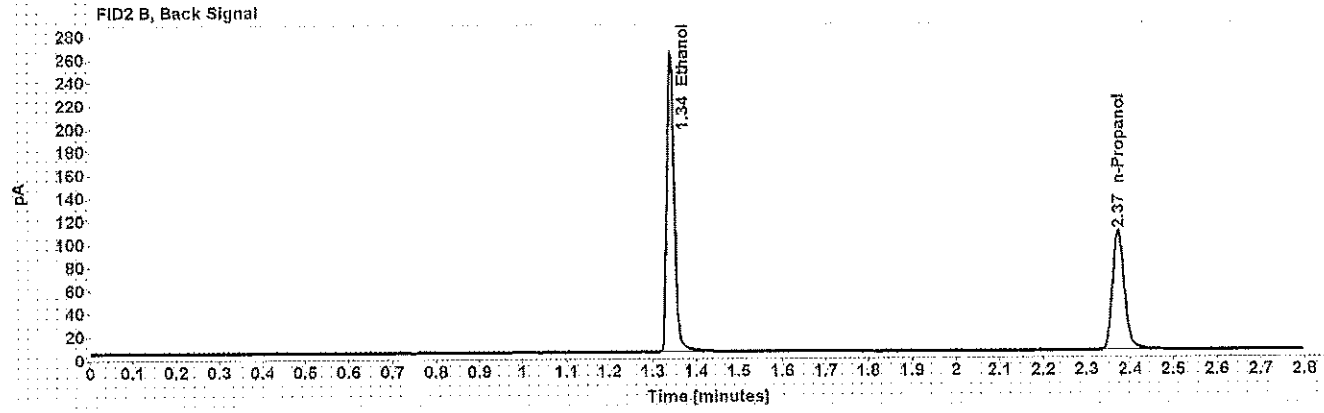
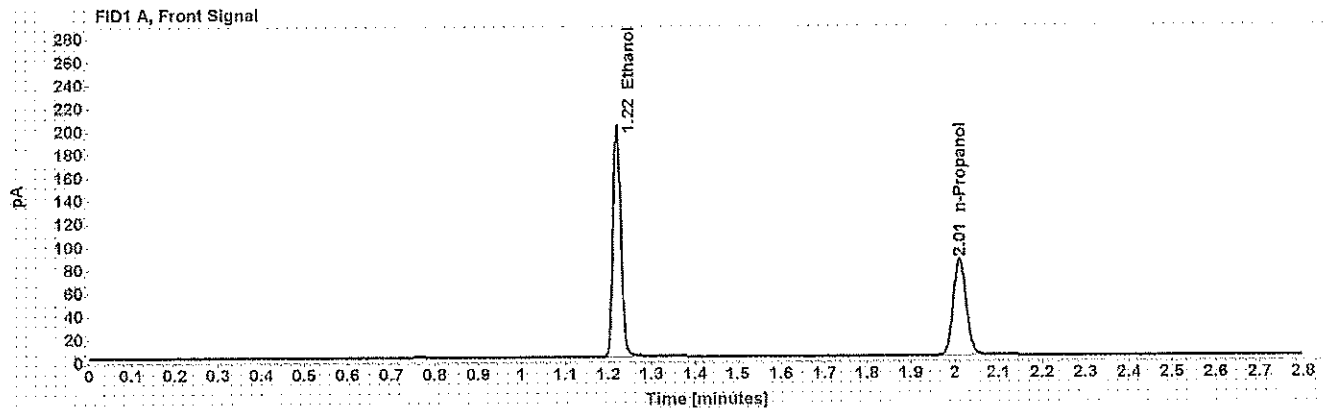


Table 1: FID 1 A (column DB-ALC1)

Compound	Time (min)	Peak Area
Ethanol	1.221	257.412
n-Propanol	2.011	170.521

Table 2: FID 2 B (column DB-ALC2)

Compound	Time (min)	Peak Area
Ethanol	1.341	308.428
n-Propanol	2.372	199.110

Scottsdale Police Department Crime Lab Volatiles Analysis

WA

Sample: blank 042518	Item number:
Injection date: 5/8/2018 10:20:34 AM	Vial: 5
Method: ethanol quant.M	Sequence: 08May18
Instrument: US14173023 CN14160045	Analyst: Adrian
Data file: C:\Chem32\1\Data\08May18\5.D	

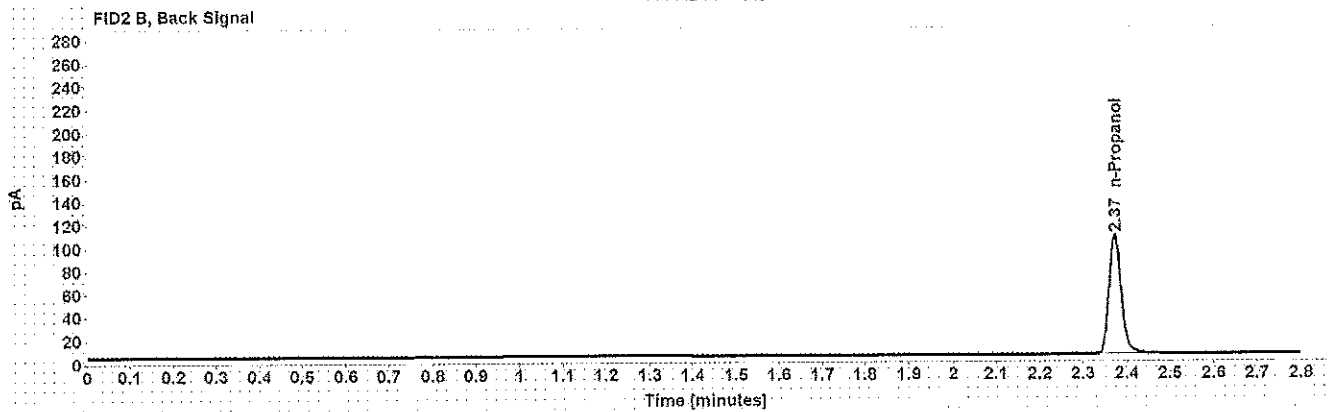
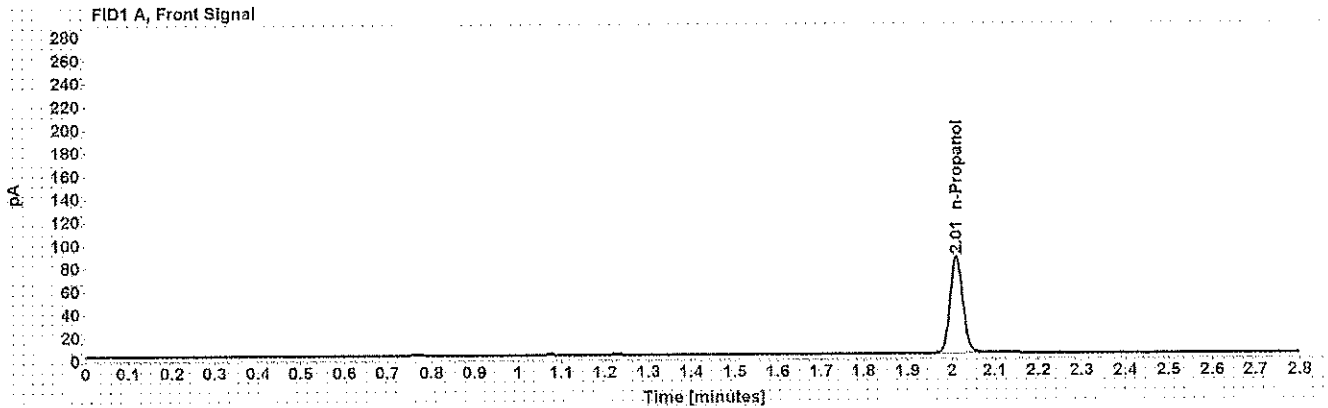


Table 1: FID 1 A (column DB-ALC1)

Compound	Amount (g/100mL)	Time (min)	Peak Area
n-Propanol	-----	2.011	171.071

Table 2: FID 2 B (column DB-ALC2)

Compound	Time (min)	Peak Area
n-Propanol	2.373	199.079

Scottsdale Police Department Crime Lab Volatiles Analysis

WLA

Sample: volatiles mix 020917 WLA	Item number:
Injection date: 5/8/2018 10:24:33 AM	Vial: 6
Method: ethanol quant.M	Sequence: 08May18
Instrument: US14173023 CN14160045	Analyst: Adrian
Data file: C:\Chem32\1\Data\08May18\6.D	

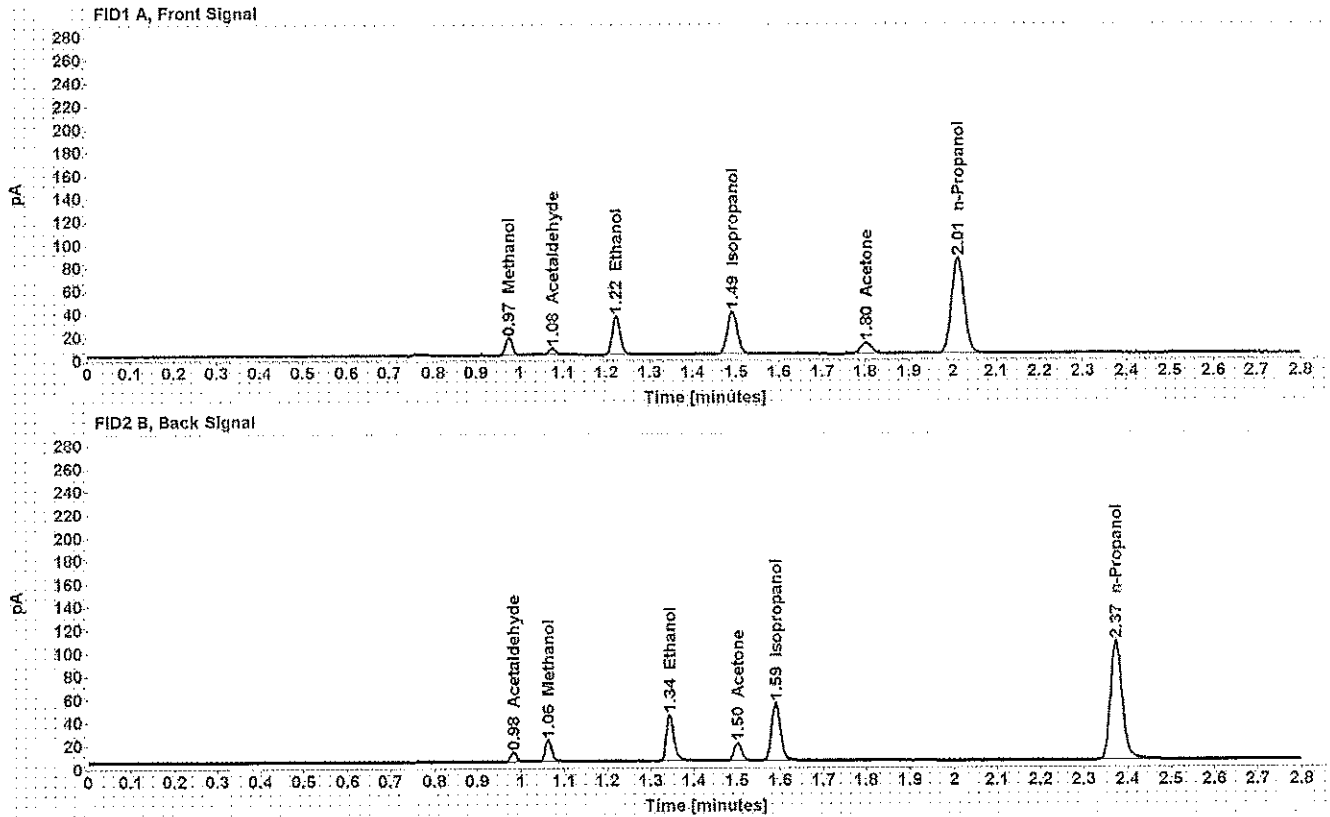


Table 1: FID 1 A (column DB-ALC1)

Compound	Amount (g/100mL)	Time (min)	Peak Area
Methanol	-----	0.975	16.643
Acetaldehyde	-----	1.076	5.967
>Ethanol	0.0669	1.223	42.455
Isopropanol	-----	1.491	60.827
Acetone	-----	1.802	17.085
n-Propanol	-----	2.011	169.799

Table 2: FID 2 B (column DB-ALC2)

Compound	Time (min)	Peak Area
Acetaldehyde	0.983	7.445
Methanol	1.063	19.888
Ethanol	1.344	50.057
Acetone	1.501	19.455
Isopropanol	1.589	72.579
n-Propanol	2.373	198.127

Scottsdale Police Department Crime Lab Volatiles Analysis

WA

Sample: 0.400 Lipomed 08012015-C	Item number:
Injection date: 5/8/2018 10:28:48 AM	Vial: 7
Method: ethanol quant.M	Sequence: 08May18
Instrument: US14173023 CN14160045	Analyst: Adrian
Data file: C:\Chem32\1\Data\08May18\7.D	

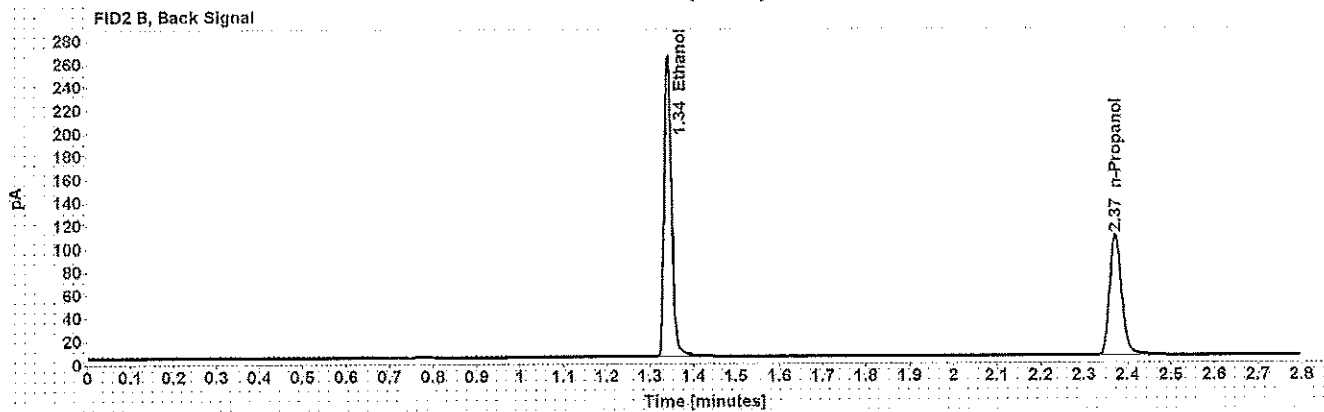
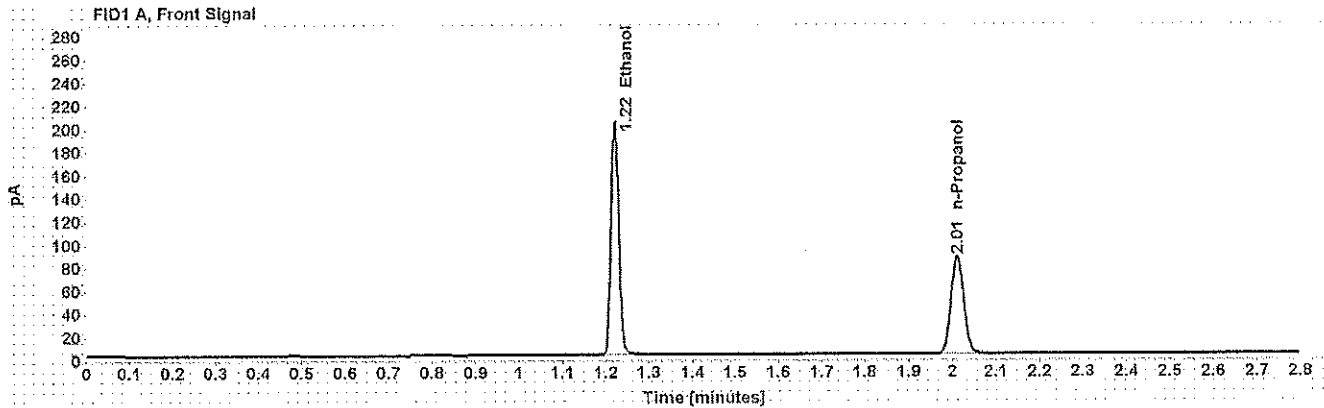


Table 1: FID 1 A (column DB-ALC1)

Compound	Amount (g/100mL)	Time (min)	Peak Area
>Ethanol	0.3978	1.221	259.928
n-Propanol	-----	2.011	173.155

Table 2: FID 2 B (column DB-ALC2)

Compound	Time (min)	Peak Area
Ethanol	1.341	311.254
n-Propanol	2.373	201.998

Scottsdale Police Department Crime Lab Volatiles Analysis

WA

Sample: 0.040 Lipomed 09022015-A	Item number:
Injection date: 5/8/2018 10:32:48 AM	Vial: 8
Method: ethanol quant.M	Sequence: 08May18
Instrument: US14173023 CN14160045	Analyst: Adrian
Data file: C:\Chem32\1\Data\08May18\8.D	

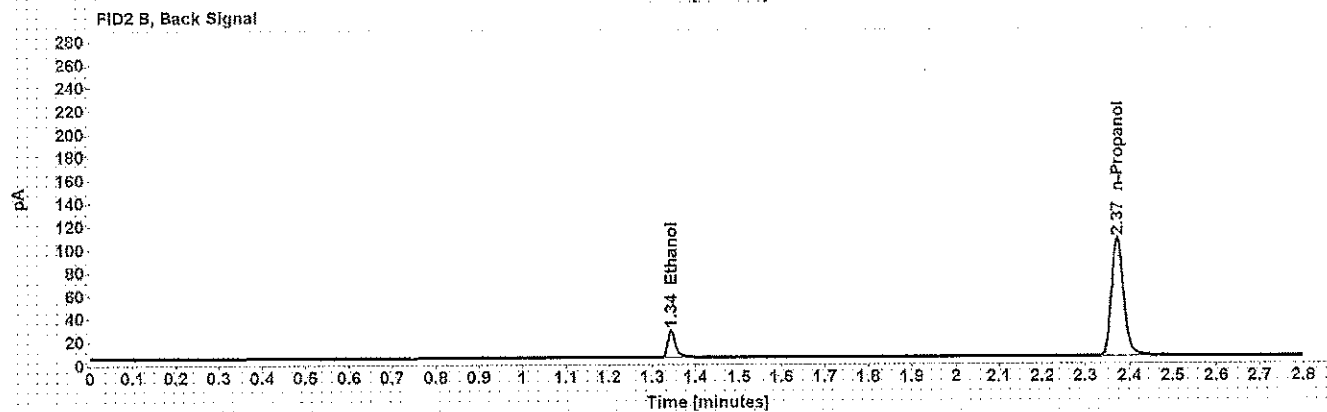
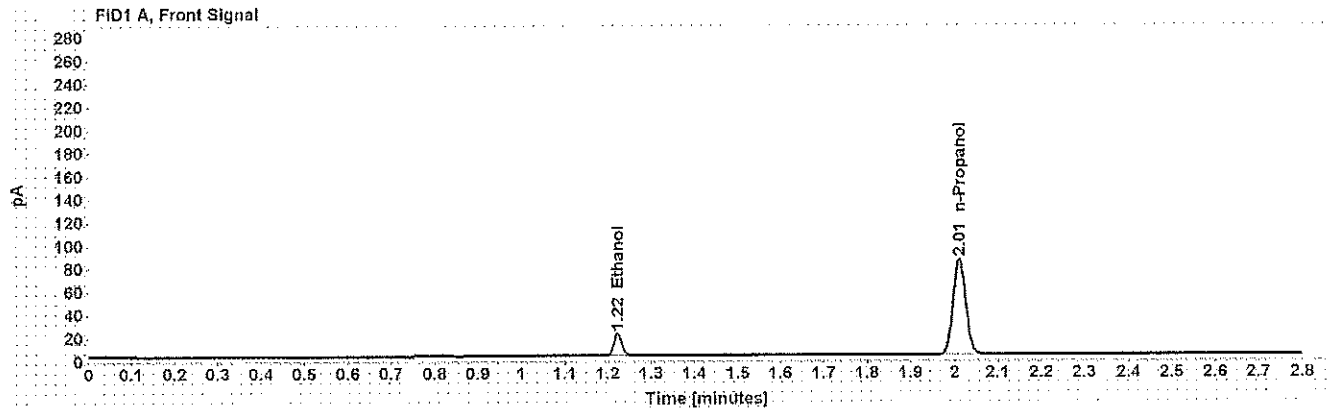


Table 1: FID 1 A (column DB-ALC1)

Compound	Amount (g/100mL)	Time (min)	Peak Area
>Ethanol	0.0399	1.223	25.003
n-Propanol	-----	2.011	169.421

Table 2: FID 2 B (column DB-ALC2)

Compound	Time (min)	Peak Area
Ethanol	1.343	29.047
n-Propanol	2.372	197.466

Scottsdale Police Department Crime Lab Volatiles Analysis

WWT

Sample: 0.198 ACQ 407041529/3	Item number:
Injection date: 5/8/2018 10:36:49 AM	Vial: 9
Method: ethanol quant.M	Sequence: 08May18
Instrument: US14173023 CN14160045	Analyst: Adrian
Data file: C:\Chem32\1\Data\08May18\9.D	

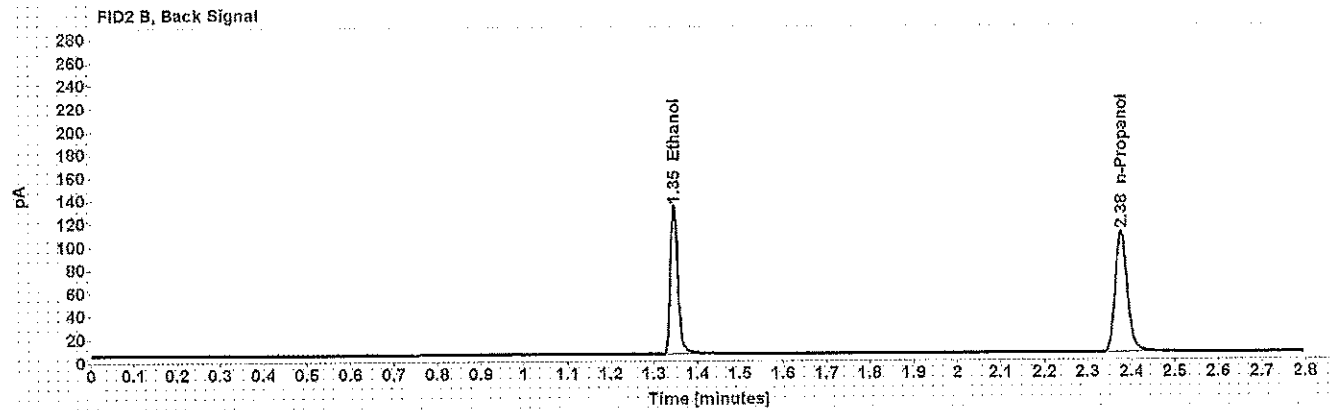
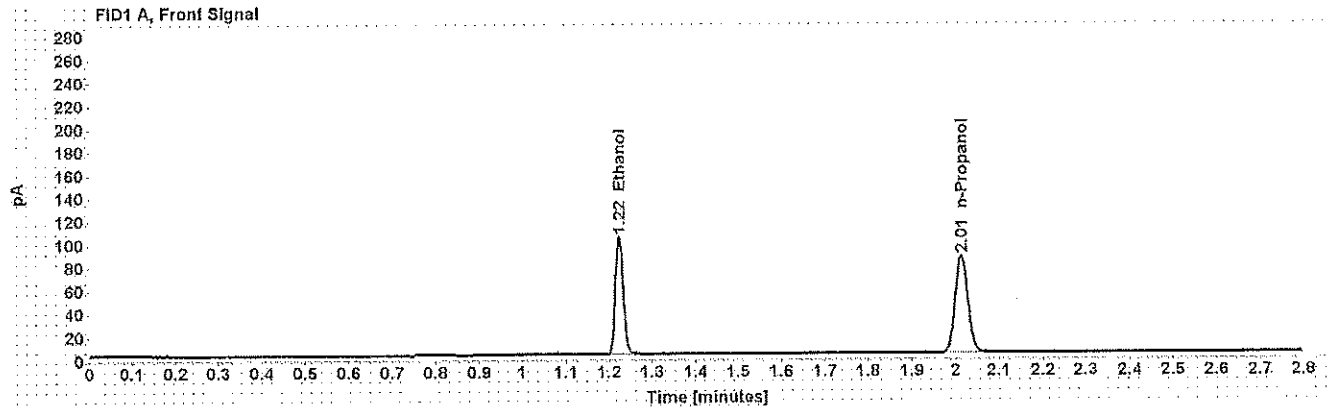


Table 1: FID 1 A (column DB-ALC1)

Compound	Amount (g/100mL)	Time (min)	Peak Area
>Ethanol	0.2017	1.224	131.026
n-Propanol	-----	2.013	172.493

Table 2: FID 2 B (column DB-ALC2)

Compound	Time (min)	Peak Area
Ethanol	1.346	155.990
n-Propanol	2.376	201.618

Scottsdale Police Department Crime Lab Volatiles Analysis

WMA

Sample: 0.080 Lipomed 28082014-B	Item number:
Injection date: 5/8/2018 11:21:19 AM	Vial: 20
Method: ethanol quant.M	Sequence: 08May18
Instrument: US14173023 CN14160045	Analyst: Adrian
Data file: C:\Chem32\1\Data\08May18\20.D	

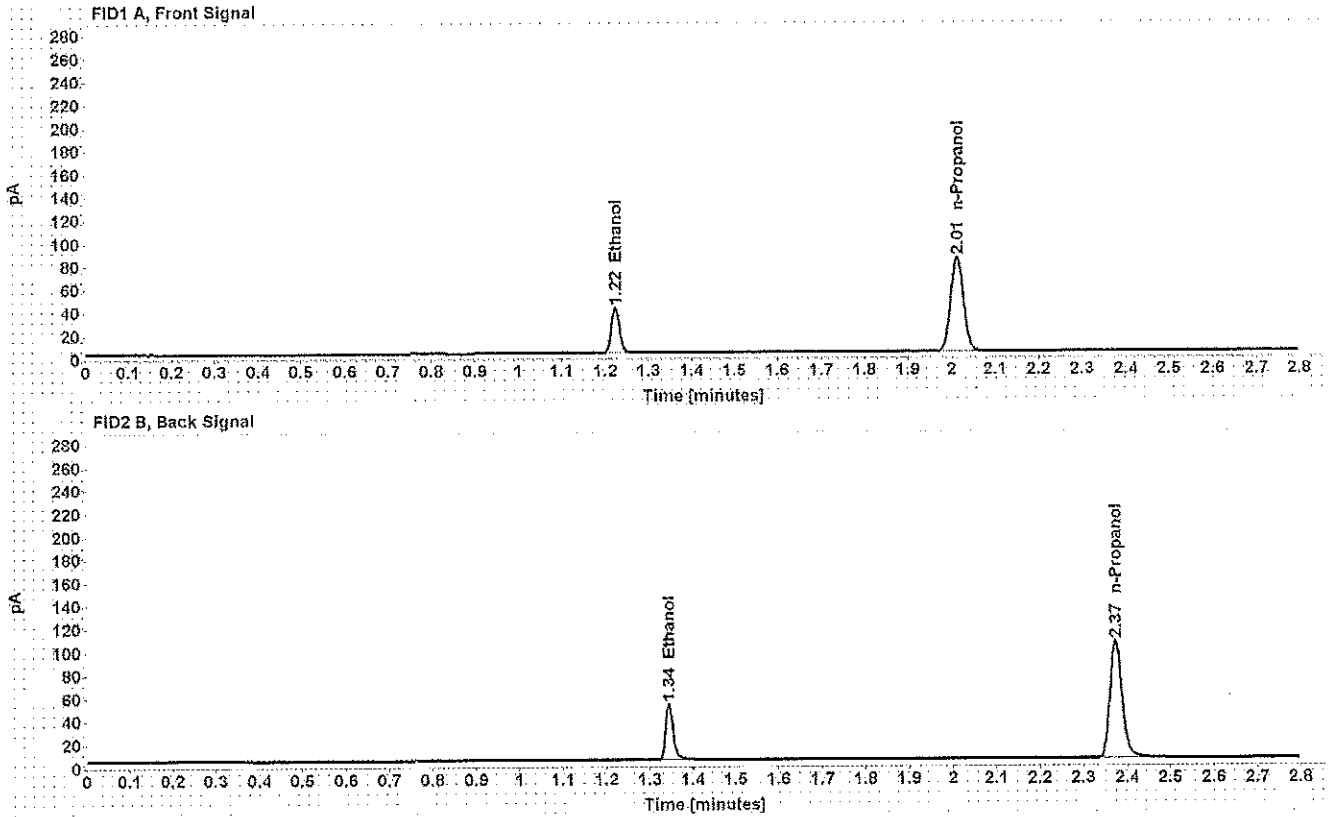


Table 1: FID 1 A (column DB-ALC1)

Compound	Amount (g/100mL)	Time (min)	Peak Area
>Ethanol	0.0810	1.223	50.934
n-Propanol	-----	2.012	167.935

Table 2: FID 2 B (column DB-ALC2)

Compound	Time (min)	Peak Area
Ethanol	1.344	60.095
n-Propanol	2.374	196.079

Scottsdale Police Department Crime Lab Volatiles Analysis

WA

Sample: 0.150 Lipomed 09022015-C	Item number:
Injection date: 5/8/2018 12:05:49 PM	Vial: 31
Method: ethanol quant.M	Sequence: 08May18
Instrument: US14173023 CN14160045	Analyst: Adrian
Data file: C:\Chem32\1\Data\08May18\31.D	

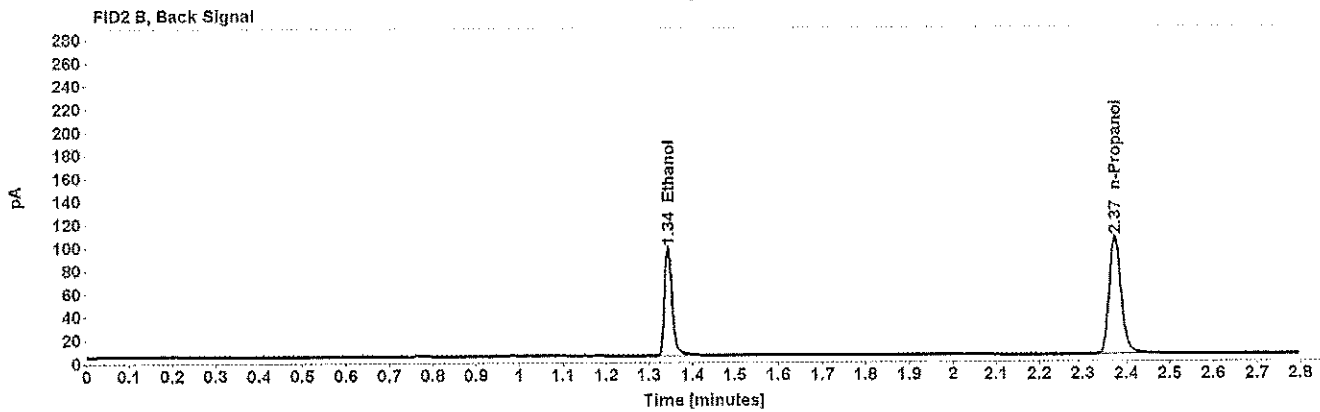
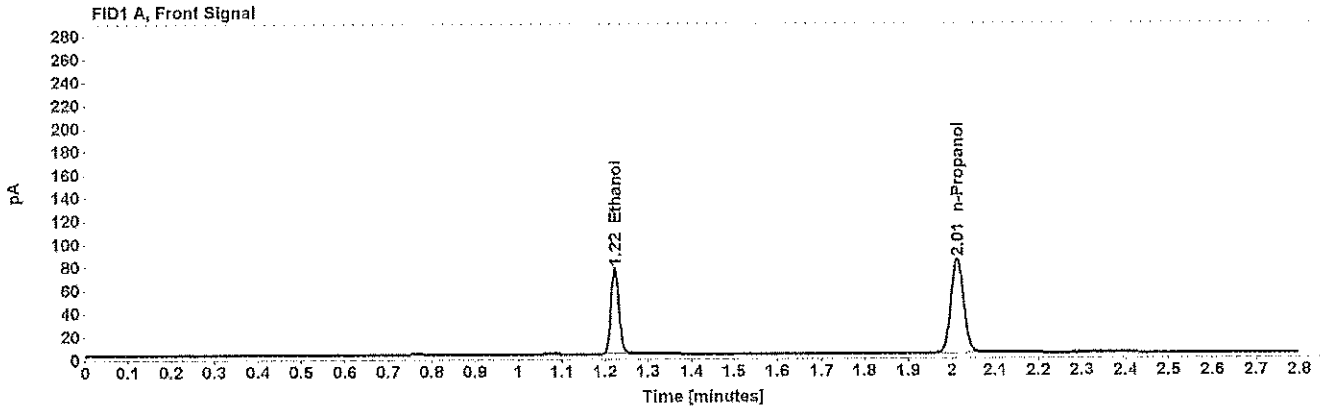


Table 1: FID 1 A (column DB-ALC1)

Compound	Amount (g/100mL)	Time (min)	Peak Area
>Ethanol	0.1526	1.222	95.982
n-Propanol	-----	2.012	167.229

Table 2: FID 2 B (column DB-ALC2)

Compound	Time (min)	Peak Area
Ethanol	1.343	114.220
n-Propanol	2.374	196.065

Scottsdale Police Department Crime Lab Volatiles Analysis

W4

Sample: 0.198 ACQ 407041529/3	Item number:
Injection date: 5/8/2018 12:50:04 PM	Vial: 42
Method: ethanol quant.M	Sequence: 08May18
Instrument: US14173023 CN14160045	Analyst: Adrian
Data file: C:\Chem32\1\Data\08May18\42.D	

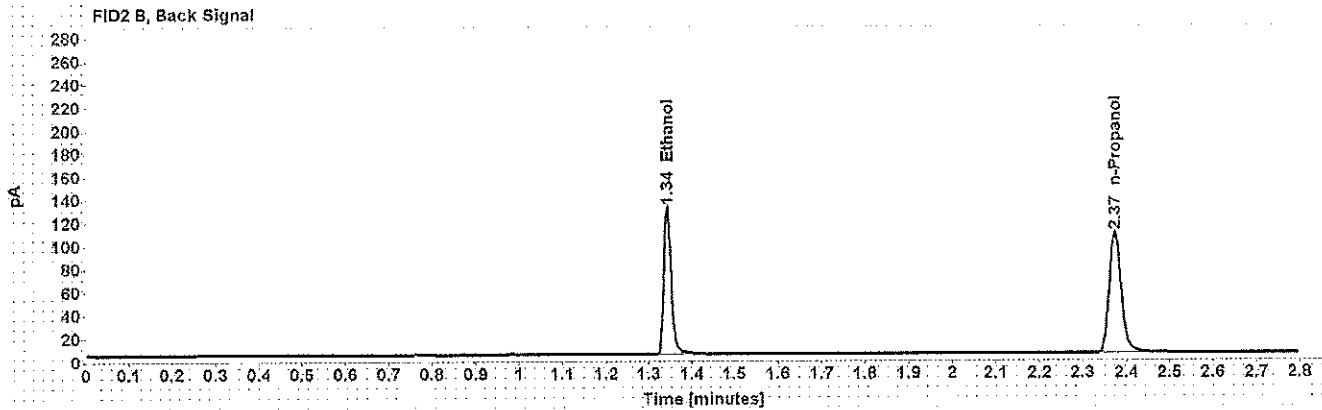
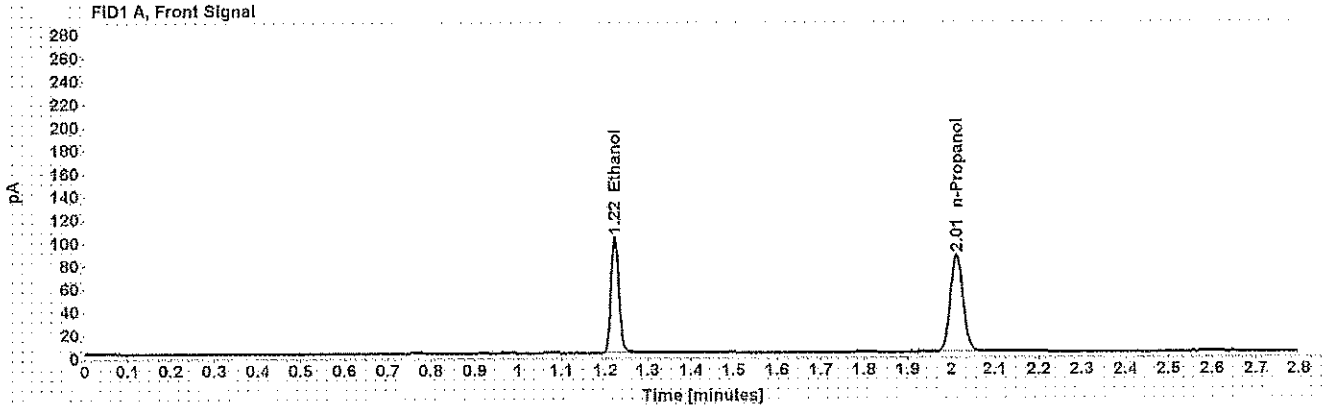


Table 1: FID 1 A (column DB-ALC1)

Compound	Amount (g/100mL)	Time (min)	Peak Area
>Ethanol	0.2002	1.222	129.463
n-Propanol	-----	2.012	171.691

Table 2: FID 2 B (column DB-ALC2)

Compound	Time (min)	Peak Area
Ethanol	1.343	154.623
n-Propanol	2.374	201.790

Scottsdale Police Department Crime Lab Volatiles Analysis

WA

Sample: 0.080 Lipomed 28082014-B	Item number:
Injection date: 5/8/2018 1:34:33 PM	Vial: 53
Method: ethanol quant.M	Sequence: 08May18
Instrument: US14173023 CN14160045	Analyst: Adrian
Data file: C:\Chem32\1\Data\08May18\53.D	

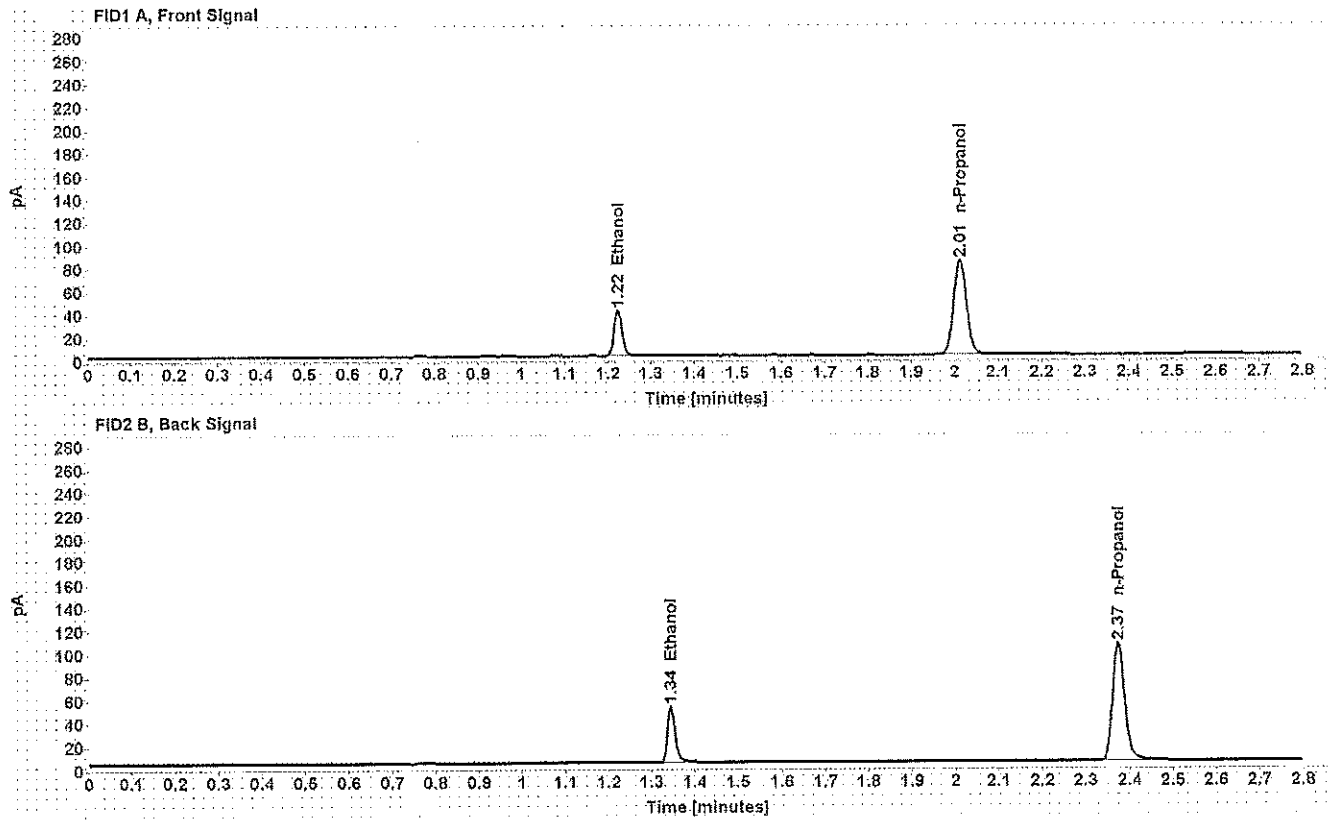


Table 1: FID 1 A (column DB-ALC1)

Compound	Amount (g/100mL)	Time (min)	Peak Area
>Ethanol	0.0814	1.223	51.122
n-Propanol	-----	2.012	167.816

Table 2: FID 2 B (column DB-ALC2)

Compound	Time (min)	Peak Area
Ethanol	1.344	60.619
n-Propanol	2.374	196.854

Scottsdale Police Department Crime Lab Volatiles Analysis

WNA

Sample: 0.40 Lipomed 08012015-C	Item number:
Injection date: 5/8/2018 1:54:49 PM	Vial: 58
Method: ethanol quant.M	Sequence: 08May18
Instrument: US14173023 CN14160045	Analyst: Adrian
Data file: C:\Chem32\1\Data\08May18\58.D	

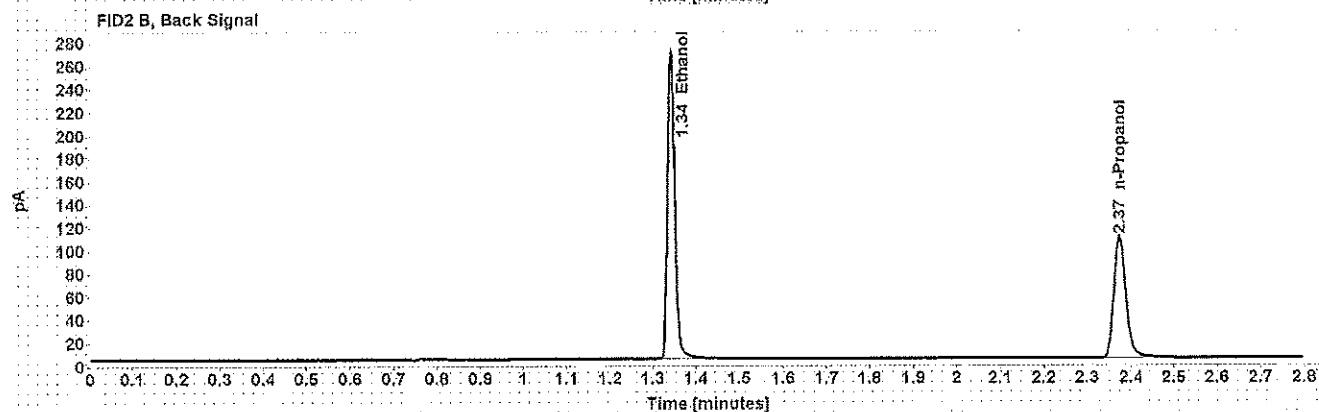
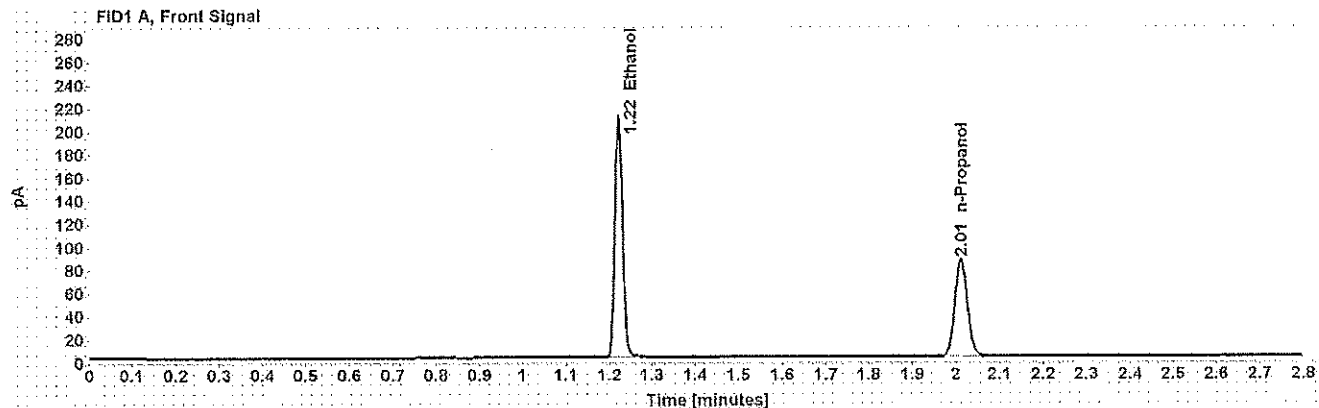


Table 1: FID 1 A (column DB-ALC1)

Compound	Amount (g/100mL)	Time (min)	Peak Area
>Ethanol	0.4060	1.222	264.091
n-Propanol	-----	2.012	172.351

Table 2: FID 2 B (column DB-ALC2)

Compound	Time (min)	Peak Area
Ethanol	1.342	318.947
n-Propanol	2.374	203.672

Scottsdale Police Department Crime Lab Volatiles Analysis

WA

Sample: 0.04 Lipomed 09022015-A	Item number:
Injection date: 5/8/2018 1:58:48 PM	Vial: 59
Method: ethanol quant.M	Sequence: 08May18
Instrument: US14173023 CN14160045	Analyst: Adrian
Data file: C:\Chem32\1\Data\08May18\59.D	

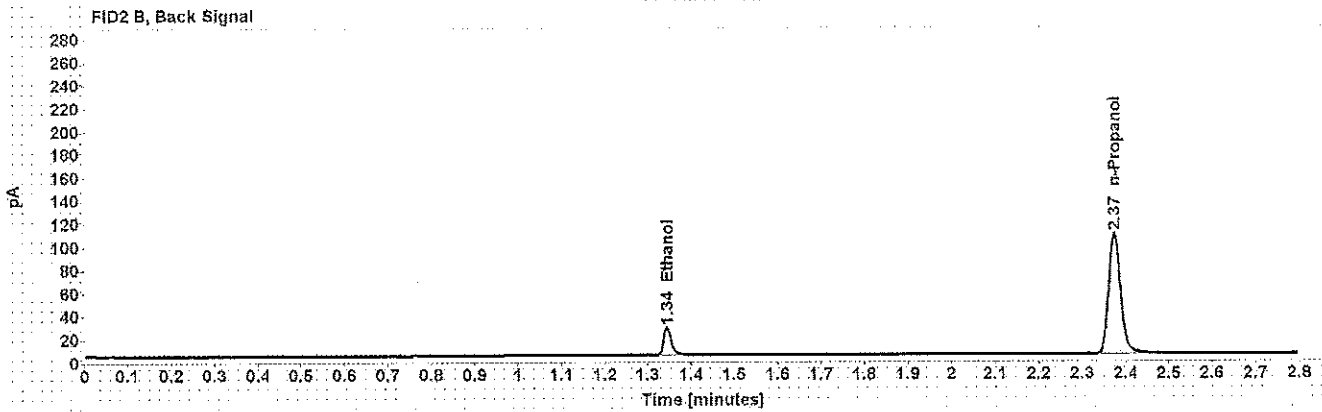
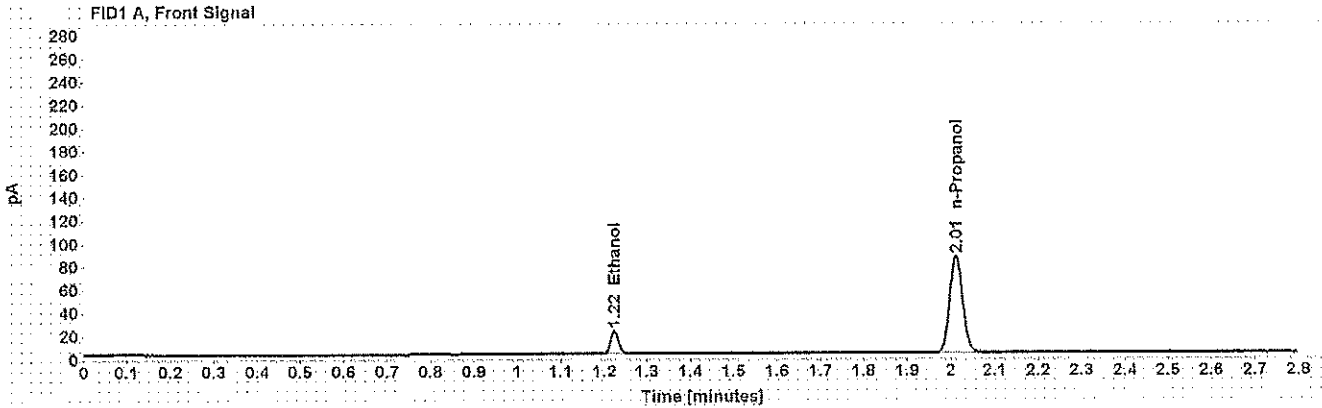


Table 1: FID 1 A (column DB-ALC1)

Compound	Amount (g/100mL)	Time (min)	Peak Area
>Ethanol	0.0406	1.224	25.860
n-Propanol	-----	2.012	172.023

Table 2: FID 2 B (column DB-ALC2)

Compound	Time (min)	Peak Area
Ethanol	1.345	30.431
n-Propanol	2.374	202.173

Scottsdale Police Department Crime Lab Volatiles Analysis

WA

Sample: 0.198 ACQ 407041529/3	Item number:
Injection date: 5/8/2018 2:02:48 PM	Vial: 60
Method: ethanol quant.M	Sequence: 08May18
Instrument: US14173023 CN14160045	Analyst: Adrian
Data file: C:\Chem32\1\Data\08May18\60.D	

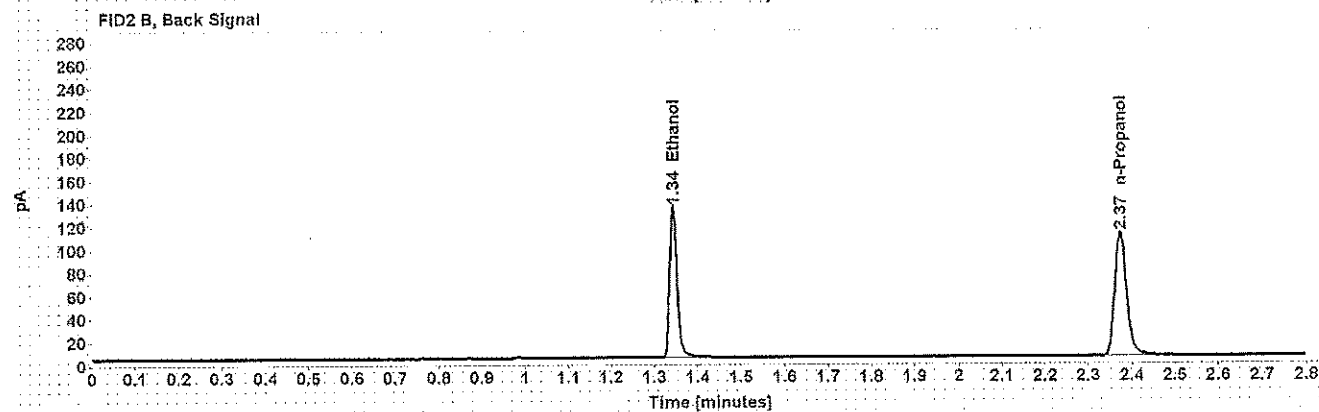
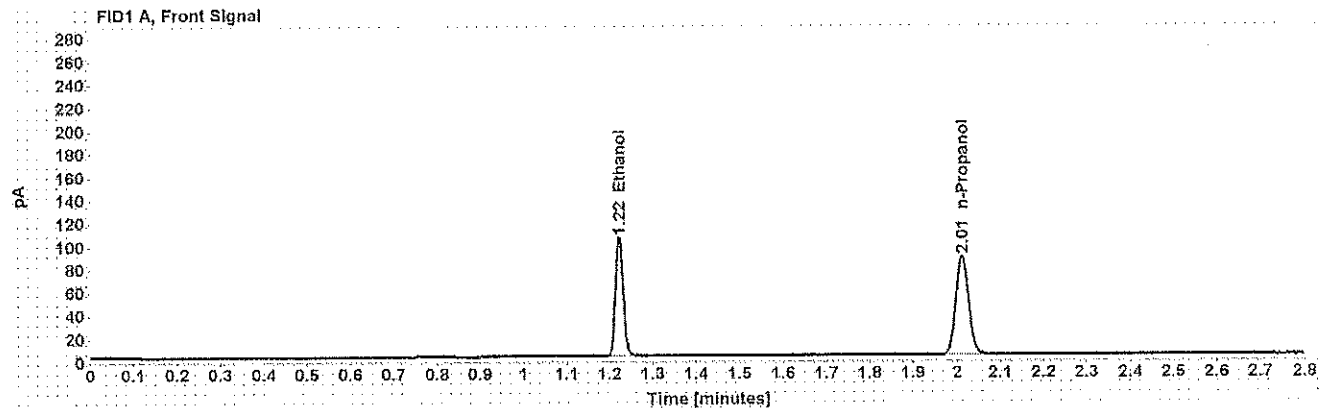


Table 1: FID 1 A (column DB-ALC1)

Compound	Amount (g/100mL)	Time (min)	Peak Area
>Ethanol	0.2012	1.222	133.002
n-Propanol	-----	2.012	175.503

Table 2: FID 2 B (column DB-ALC2)

Compound	Time (min)	Peak Area
Ethanol	1.343	158.828
n-Propanol	2.374	206.417

Scottsdale Police Department Crime Lab Volatiles Analysis

WJA

Sample: blank 042518	Item number:
Injection date: 5/8/2018 2:07:04 PM	Vial: 61
Method: ethanol quant.M	Sequence: 08May18
Instrument: US14173023 CN14160045	Analyst: Adrian
Data file: C:\Chem32\1\Data\08May18\61.D	

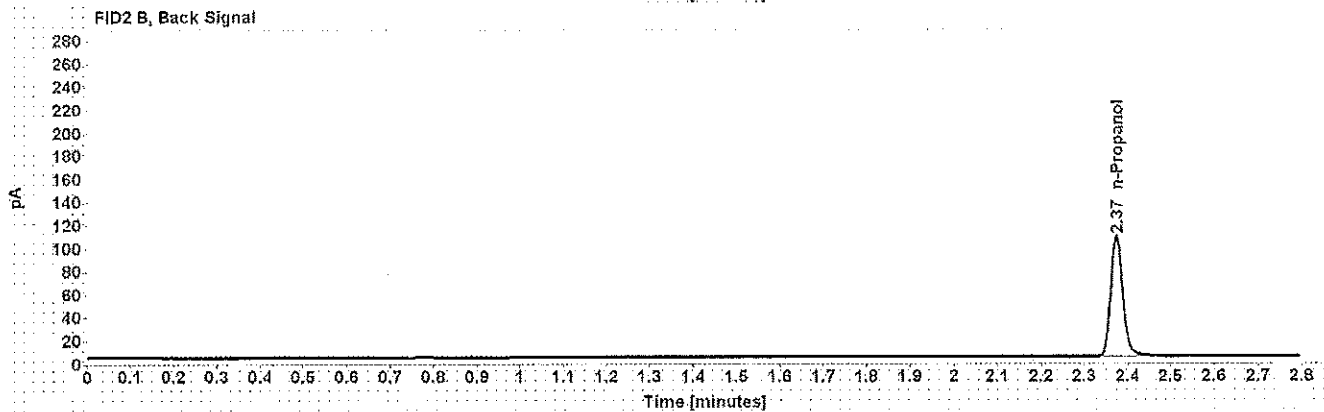
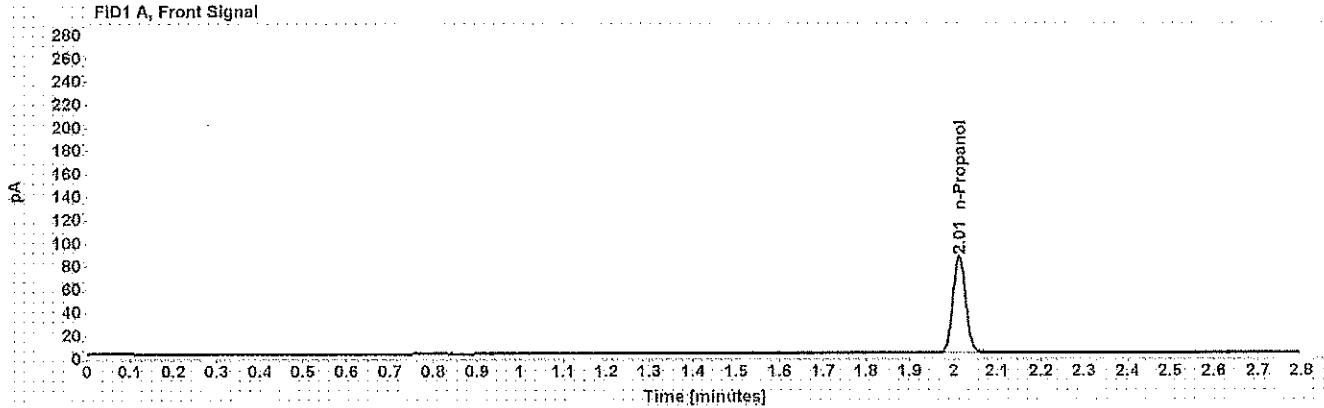


Table 1: FID 1 A (column DB-ALC1)

Compound	Amount (g/100mL)	Time (min)	Peak Area
n-Propanol	-----	2.012	171.622

Table 2: FID 2 B (column DB-ALC2)

Compound	Time (min)	Peak Area
n-Propanol	2.374	201.585

Sequence Summary

WNA

Sequence name: 08May18 Instrument: US14173023 CN14160045 Analyst: Adrian

Vial	Sample	Type	Item Number	Method
1	0.020 Cerilliant FN03241604	Calibration		ethanol quant.M
2	0.100 Cerilliant FN06181501	Calibration		ethanol quant.M
3	0.200 Cerilliant FN07201502	Calibration		ethanol quant.M
4	0.400 Cerilliant FN11191402	Calibration		ethanol quant.M
5	blank 042518	Control		ethanol quant.M
6	volatiles mix 020917 WLA	Control		ethanol quant.M
7	0.400 Lipomed 08012015-C	Control		ethanol quant.M
8	0.040 Lipomed 09022015-A	Control		ethanol quant.M
9	0.198 ACQ 407041529/3	Control		ethanol quant.M
10	L17-12-04634-0003 Wesley	Sample	1183257	ethanol quant.M
11	L17-12-04634-0003 Wesley	Sample	1183257	ethanol quant.M
12	L18-04-01633-0001 Wert	Sample	1182701	ethanol quant.M
13	L18-04-01633-0001 Wert	Sample	1182701	ethanol quant.M
14	L18-04-01638-0001 Usher	Sample	1185299	ethanol quant.M
15	L18-04-01638-0001 Usher	Sample	1185299	ethanol quant.M
16	L18-04-01649-0001 Whitt	Sample	1210290	ethanol quant.M
17	L18-04-01649-0001 Whitt	Sample	1210290	ethanol quant.M
18	L18-04-01650-0001 Meraz	Sample	1208133	ethanol quant.M
19	L18-04-01650-0001 Meraz	Sample	1208133	ethanol quant.M
20	0.080 Lipomed 28082014-B	Control		ethanol quant.M
21	L18-04-01651-0001 Wilhelm	Sample	1207998	ethanol quant.M
22	L18-04-01651-0001 Wilhelm	Sample	1207998	ethanol quant.M
23	L18-04-01725-0001 Davella	Sample	1196116	ethanol quant.M
24	L18-04-01725-0001 Davella	Sample	1196116	ethanol quant.M
25	L18-05-01742-0001 Thomas	Sample	1184972	ethanol quant.M
26	L18-05-01742-0001 Thomas	Sample	1184972	ethanol quant.M
27	L18-05-01744-0001 Unknown	Sample	000141	ethanol quant.M
28	L18-05-01744-0001 Unknown	Sample	000141	ethanol quant.M
29	L18-05-01744-0001 Unknown	Sample	000189	ethanol quant.M
30	L18-05-01744-0001 Unknown	Sample	000189	ethanol quant.M
31	0.150 Lipomed 09022015-C	Control		ethanol quant.M
32	L18-05-01744-0001 Unknown	Sample	000253	ethanol quant.M
33	L18-05-01744-0001 Unknown	Sample	000253	ethanol quant.M
34	L18-05-01744-0001 Unknown	Sample	000339	ethanol quant.M
35	L18-05-01744-0001 Unknown	Sample	000339	ethanol quant.M
36	L18-05-01751-0001 Coronado	Sample	1205460	ethanol quant.M
37	L18-05-01751-0001 Coronado	Sample	1205460	ethanol quant.M
38	L18-05-01756-0001 Garivo	Sample	340-01A	ethanol quant.M
39	L18-05-01756-0001 Garivo	Sample	340-01A	ethanol quant.M
40	L18-05-01773-0001 Oh	Sample	1189383	ethanol quant.M
41	L18-05-01773-0001 Oh	Sample	1189383	ethanol quant.M
42	0.198 ACQ 407041529/3	Control		ethanol quant.M
43	L18-05-01774-0001 Acedo	Sample	1190493	ethanol quant.M
44	L18-05-01774-0001 Acedo	Sample	1190493	ethanol quant.M
45	L18-05-01776-0001 Valentino	Sample	1209196	ethanol quant.M
46	L18-05-01776-0001 Valentino	Sample	1209196	ethanol quant.M
47	L18-05-01777-0001 Howe	Sample	1209766	ethanol quant.M

Sequence Summary

WAA

48	L18-05-01777-0001 Howe	Sample	1209766	ethanol quant.M
49	L18-05-01778-0001 Fisher	Sample	1209513	ethanol quant.M
50	L18-05-01778-0001 Fisher	Sample	1209513	ethanol quant.M
51	L18-05-01779-0001 Key	Sample	1209471	ethanol quant.M
52	L18-05-01779-0001 Key	Sample	1209471	ethanol quant.M
53	0.080 Lipomed 28082014-B	Control		ethanol quant.M
54	L18-05-01781-0001 Willand	Sample	1213288	ethanol quant.M
55	L18-05-01781-0001 Willand	Sample	1213288	ethanol quant.M
56	L18-05-01782-0001 Arguelles	Sample	1213113	ethanol quant.M
57	L18-05-01782-0001 Arguelles	Sample	1213113	ethanol quant.M
58	0.40 Lipomed 08012015-C	Control		ethanol quant.M
59	0.04 Lipomed 09022015-A	Control		ethanol quant.M
60	0.198 ACQ 407041529/3	Control		ethanol quant.M
61	blank 042518	Control		ethanol quant.M

Scottsdale Police Department Crime Laboratory Summary of Cases

SEQUENCE NAME: 08May18

ANALYST: Adrian *WA*

Vials	Test 1 (g/dL)	Test 2 (g/dL)	Mean (g/dL)	Percent Difference*	Absolute Difference (g/dL)*
10 11	0.1303	0.1312	0.13075	0.34	0.00045
12 13	0.1587	0.1586	0.15865	0.03	0.00005
14 15	0.2154	0.2230	0.21920	1.73	0.00380
16 17	0.0866	0.0868	0.08670	0.12	0.00010
18 19	0.1427	0.1425	0.14260	0.07	0.00010
21 22	0.1885	0.1880	0.18825	0.13	0.00025
23 24	0.1382	0.1382	0.13820	0.00	0.00000
25 26	0.2192	0.2171	0.21815	0.48	0.00105
27 28	0.0409	0.0404	0.04065	0.62	0.00025
29 30	0.0839	0.0811	0.08250	1.70	0.00140
32 33	0.1564	0.1596	0.15800	1.01	0.00160
34 35	0.3165	0.3136	0.31505	0.46	0.00145
36 37	0.0987	0.0991	0.09890	0.20	0.00020
38 39	0.1437	0.1423	0.14300	0.49	0.00070
40 41	0.1053	0.1051	0.10520	0.10	0.00010
43 44	0.1694	0.1679	0.16865	0.44	0.00075
45 46	0.1681	0.1670	0.16755	0.33	0.00055
47 48	0.2830	0.2825	0.28275	0.09	0.00025
49 50	0.1533	0.1545	0.15390	0.39	0.00060
51 52	0.3210	0.3228	0.32190	0.28	0.00090
54 55	0.1382	0.1401	0.13915	0.68	0.00095
56 57	0.1563	0.1557	0.15600	0.19	0.00030

*Calculated differences are differences from the mean of the two results.

Scottsdale Police Department Crime Lab Volatiles Analysis

Sample:	L17-12-04634-0003 Wesley	Item number:	1183257
Injection date:	5/8/2018 10:40:49 AM	Vial:	10
Method:	ethanol quant.M	Sequence:	08May18
Instrument:	US14173023 CN14160045	Analyst:	Adrian
Data file:	C:\Chem32\1\Data\08May18\10.D		

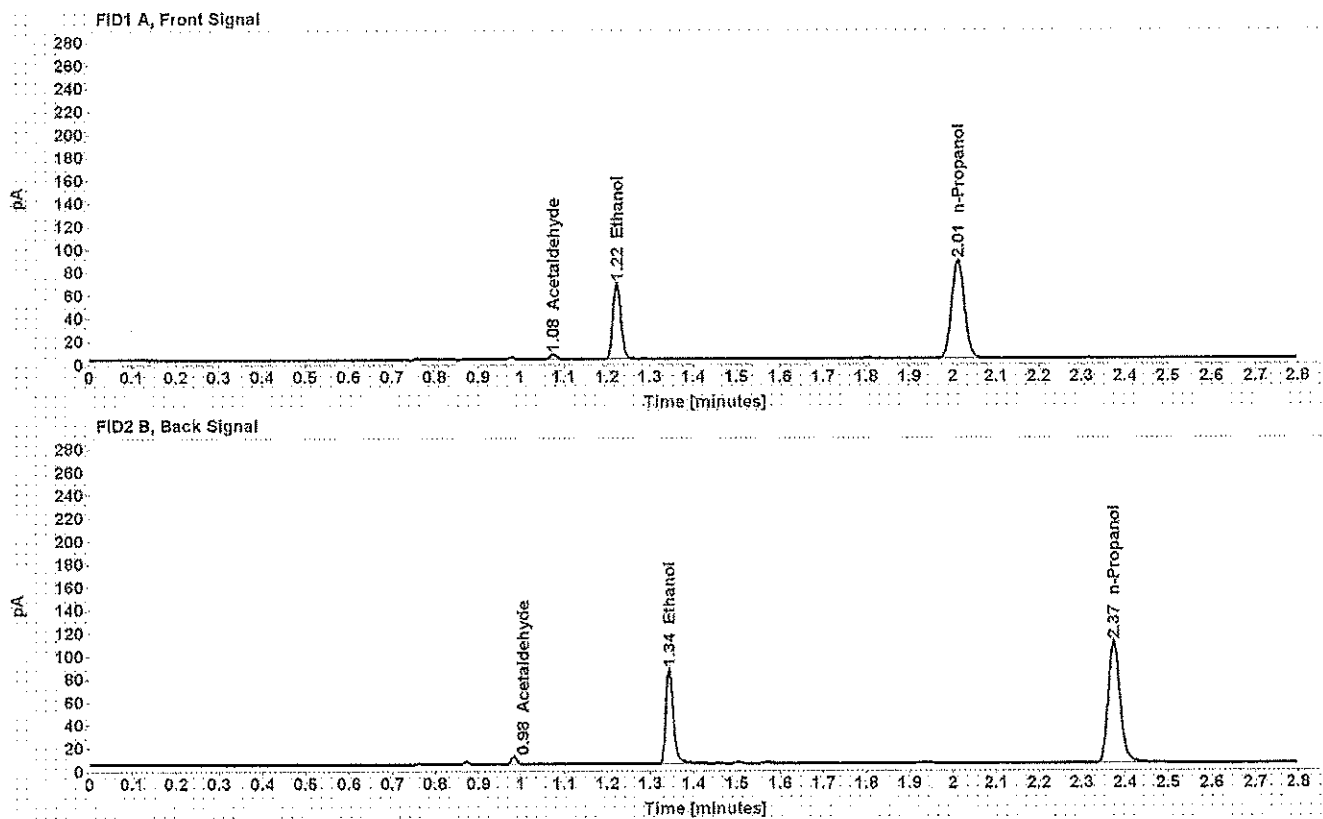


Table 1: FID 1 A (column DB-ALC1)

Compound	Amount (g/100mL)	Time (min)	Peak Area
Acetaldehyde	-----	1.076	4.722
>Ethanol	0.1303	1.223	85.323
n-Propanol	-----	2.012	174.317

Table 2: FID 2 B (column DB-ALC2)

Compound	Time (min)	Peak Area
Acetaldehyde	0.983	5.940
Ethanol	1.343	100.293
n-Propanol	2.374	204.645

Scottsdale Police Department Crime Lab Volatiles Analysis

Sample:	L17-12-04634-0003 Wesley	Item number:	1183257
Injection date:	5/8/2018 10:44:48 AM	Vial:	11
Method:	ethanol quant.M	Sequence:	08May18
Instrument:	US14173023 CN14160045	Analyst:	Adrian
Data file:	C:\Chem32\11\Data\08May18\11.D		

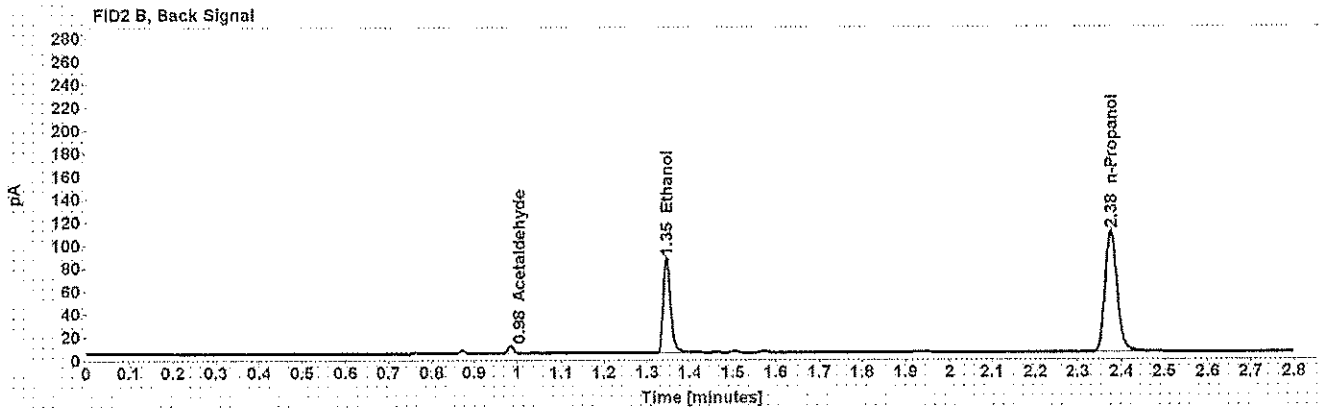
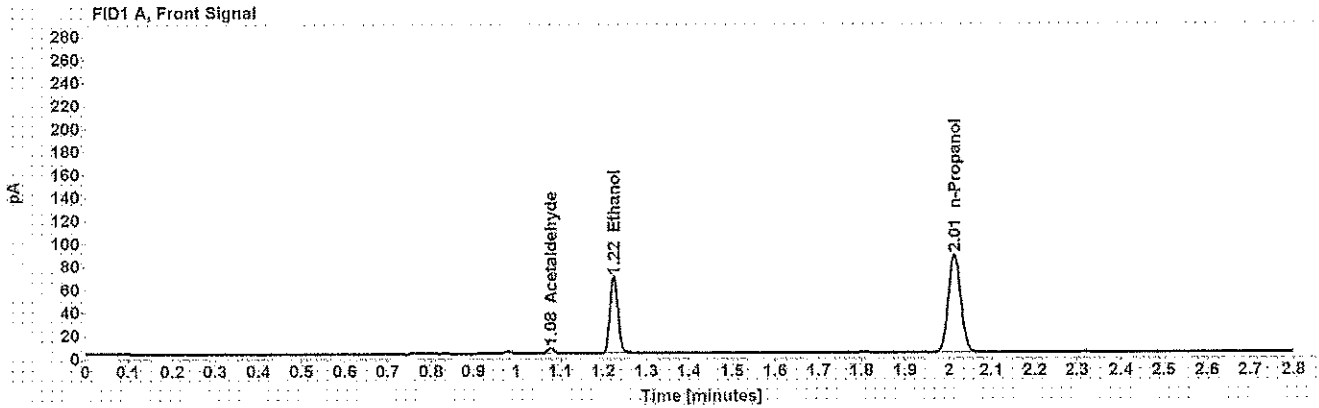


Table 1: FID 1 A (column DB-ALC1)

Compound	Amount (g/100mL)	Time (min)	Peak Area
Acetaldehyde	-----	1.077	4.795
>Ethanol	0.1312	1.224	85.706
n-Propanol	-----	2.013	173.795

Table 2: FID 2 B (column DB-ALC2)

Compound	Time (min)	Peak Area
Acetaldehyde	0.984	6.023
Ethanol	1.345	102.136
n-Propanol	2.376	204.098

Scottsdale Police Department Crime Lab Volatiles Analysis

Sample: L18-04-01633-0001 Wert	Item number: 1182701
Injection date: 5/8/2018 10:48:48 AM	Vial: 12
Method: ethanol quant.M	Sequence: 08May18
Instrument: US14173023 CN14160045	Analyst: Adrian
Data file: C:\Chem32\1\Data\08May18\12.D	

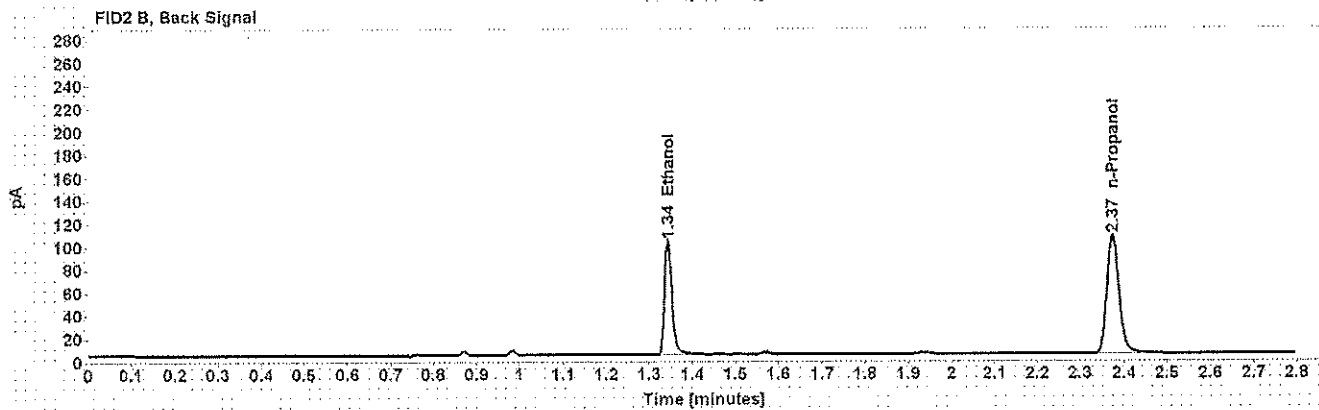
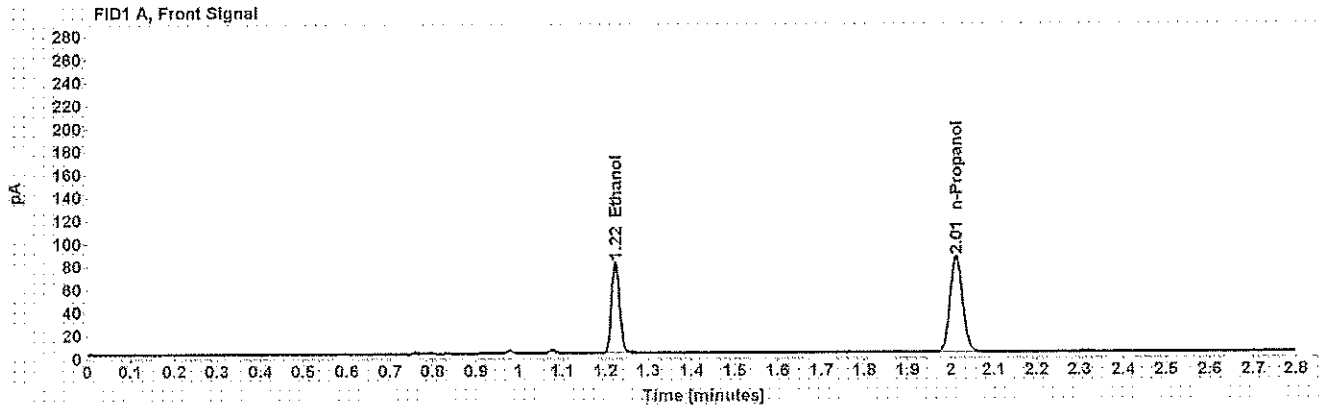


Table 1: FID 1 A (column DB-ALC1)

Compound	Amount (g/100mL)	Time (min)	Peak Area
>Ethanol	0.1587	1.223	101.910
n-Propanol	-----	2.012	170.722

Table 2: FID 2 B (column DB-ALC2)

Compound	Time (min)	Peak Area
Ethanol	1.343	121.828
n-Propanol	2.374	199.121

Scottsdale Police Department Crime Lab Volatiles Analysis

Sample:	L18-04-01633-0001 Wert	Item number:	1182701
Injection date:	5/8/2018 10:53:03 AM	Vial:	13
Method:	ethanol quant.M	Sequence:	08May18
Instrument:	US14173023 CN14160045	Analyst:	Adrian
Data file:	C:\Chem32\1\Data\08May18\13.D		

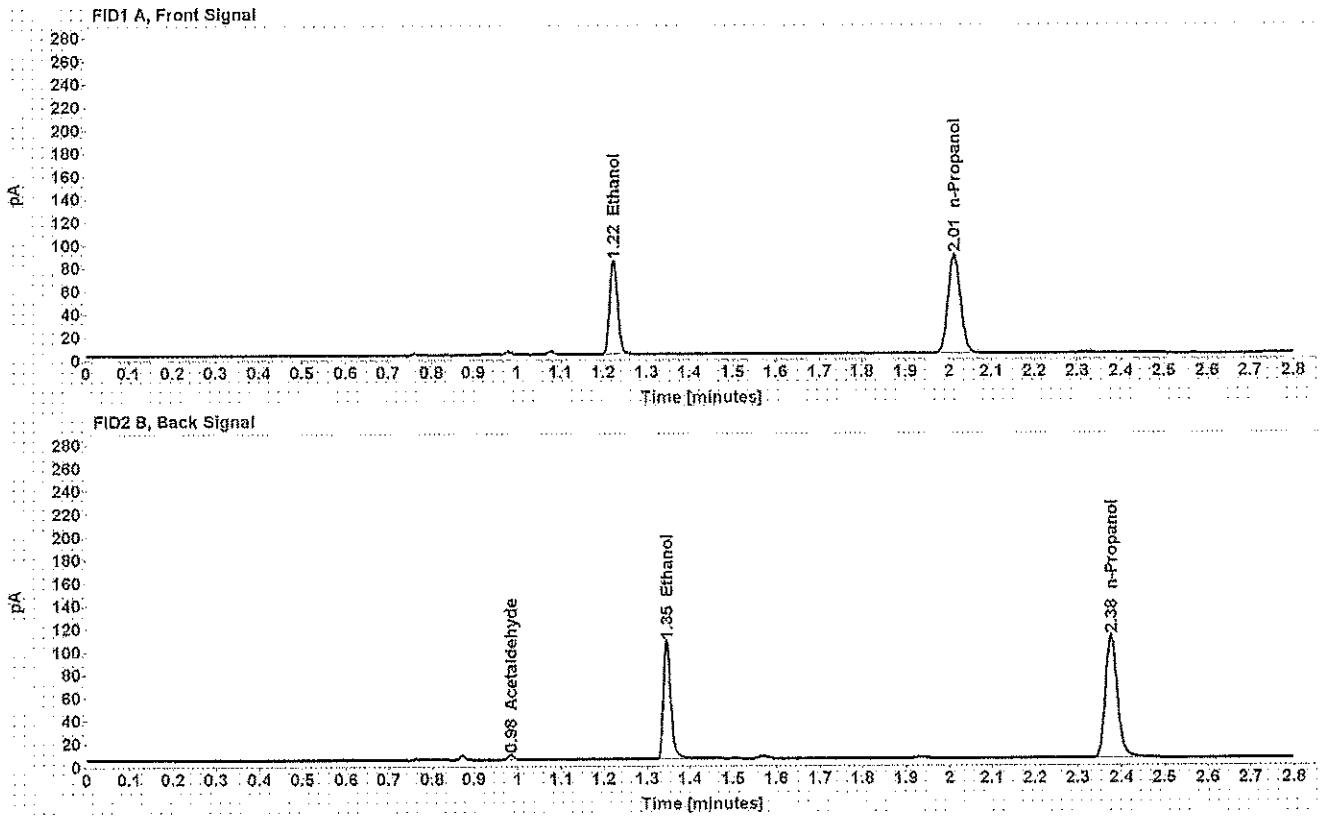


Table 1: FID 1 A (column DB-ALC1)

Compound	Amount (g/100mL)	Time (min)	Peak Area
>Ethanol	0.1586	1.224	105.274
n-Propanol	-----	2.013	176.437

Table 2: FID 2 B (column DB-ALC2)

Compound	Time (min)	Peak Area
Acetaldehyde	0.985	3.755
Ethanol	1.345	125.923
n-Propanol	2.376	206.221

Scottsdale Police Department Crime Lab Volatiles Analysis

Sample:	L18-04-01638-0001 Usher	Item number:	1185299
Injection date:	5/8/2018 10:57:04 AM	Vial:	14
Method:	ethanol quant.M	Sequence:	08May18
Instrument:	US14173023 CN14160045	Analyst:	Adrian
Data file:	C:\Chem32\11\Data\08May18\14.D		

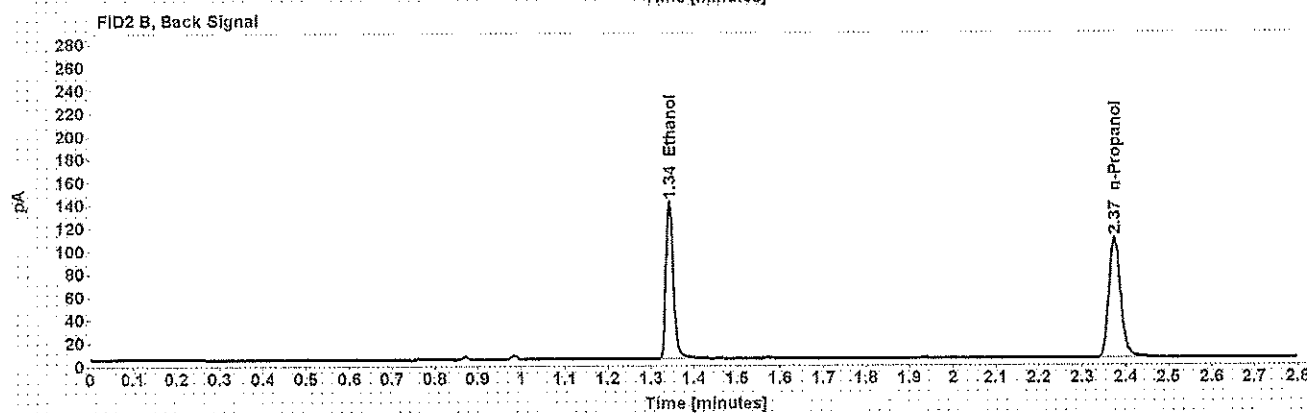
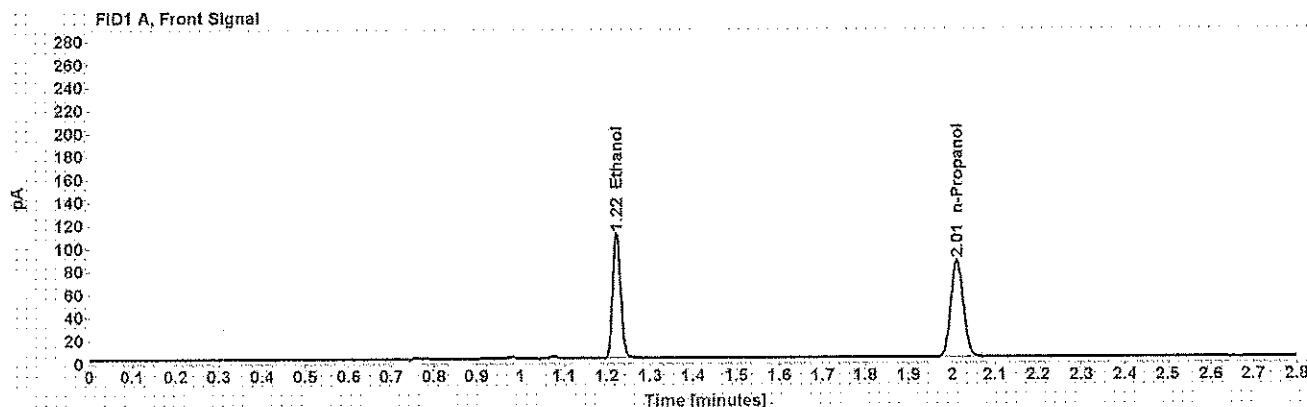


Table 1: FID 1 A (column DB-ALC1)

Compound	Amount (g/100mL)	Time (min)	Peak Area
>Ethanol	0.2154	1.222	139.476
n-Propanol	-----	2.012	171.888

Table 2: FID 2 B (column DB-ALC2)

Compound	Time (min)	Peak Area
Ethanol	1.343	167.028
n-Propanol	2.374	202.073

Scottsdale Police Department Crime Lab Volatiles Analysis

Sample:	L18-04-01638-0001 Usher	Item number:	1185299
Injection date:	5/8/2018 11:01:03 AM	Vial:	15
Method:	ethanol quant.M	Sequence:	08May18
Instrument:	US14173023 CN14160045	Analyst:	Adrian
Data file:	C:\Chem32\1\Data\08May18\15.D		

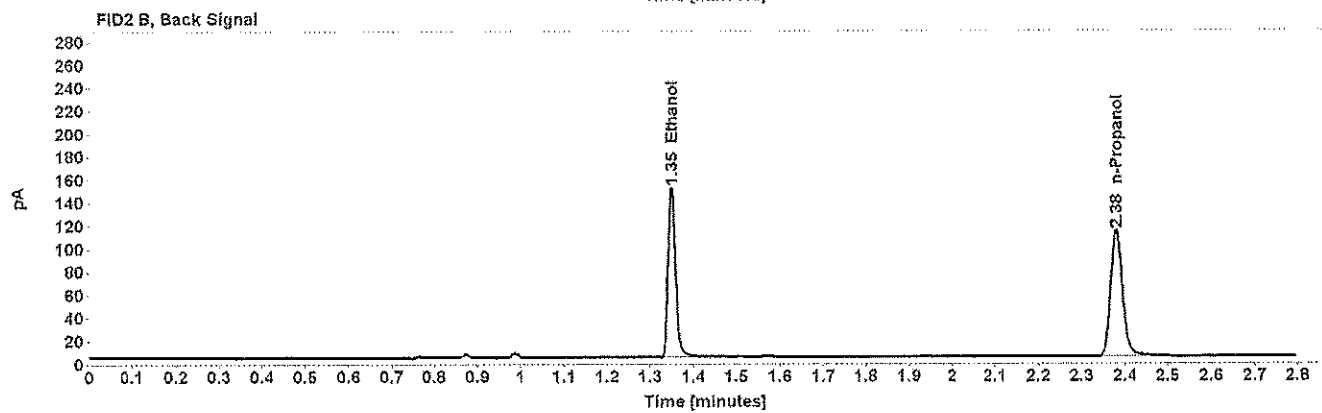
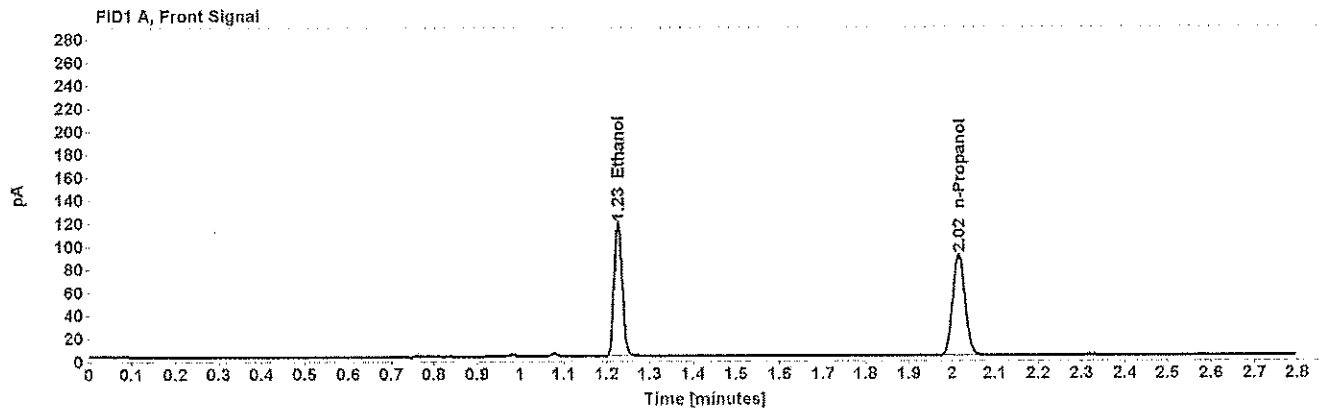


Table 1: FID 1 A (column DB-ALC1)

Compound	Amount (g/100mL)	Time (min)	Peak Area
>Ethanol	0.2230	1.226	150.627
n-Propanol	-----	2.016	179.237

Table 2: FID 2 B (column DB-ALC2)

Compound	Time (min)	Peak Area
Ethanol	1.349	180.497
n-Propanol	2.380	210.940

Scottsdale Police Department Crime Lab Volatiles Analysis

Sample:	L18-04-01649-0001 Whitt	Item number:	1210290
Injection date:	5/8/2018 11:05:03 AM	Vial:	16
Method:	ethanol quant.M	Sequence:	08May18
Instrument:	US14173023 CN14160045	Analyst:	Adrian
Data file:	C:\Chem32\1\Data\08May18\16.D		

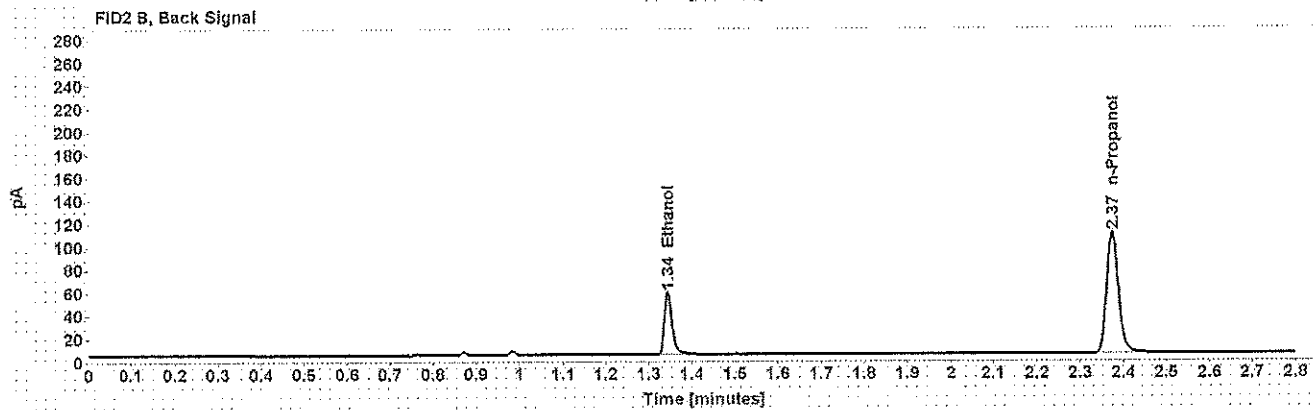
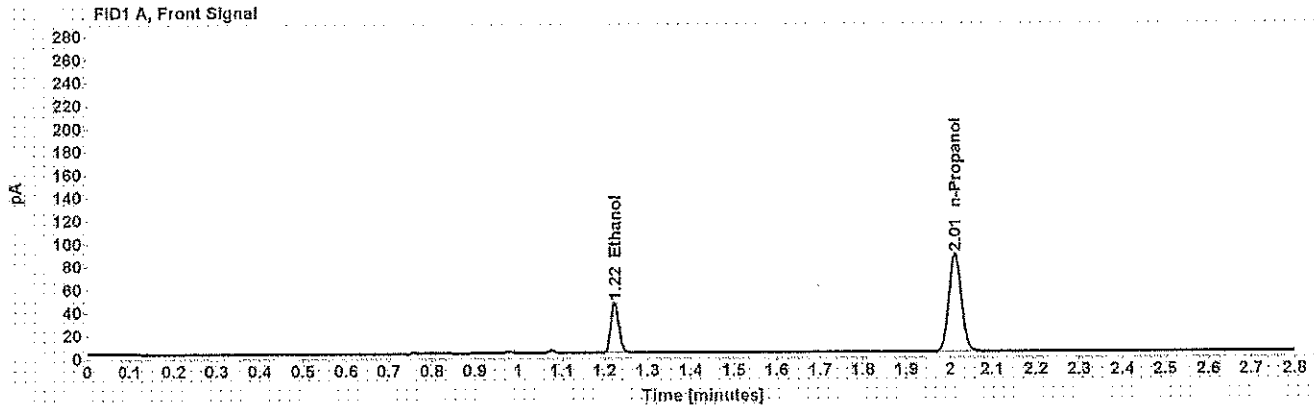


Table 1: FID 1 A (column DB-ALC1)

Compound	Amount (g/100mL)	Time (min)	Peak Area
>Ethanol	0.0866	1.223	56.445
n-Propanol	-----	2.012	173.962

Table 2: FID 2 B (column DB-ALC2)

Compound	Time (min)	Peak Area
Ethanol	1.344	66.169
n-Propanol	2.374	204.100

Scottsdale Police Department Crime Lab Volatiles Analysis

Sample: L18-04-01649-0001 Whitt	Item number: 1210290
Injection date: 5/8/2018 11:09:04 AM	Vial: 17
Method: ethanol quant.M	Sequence: 08May18
Instrument: US14173023 CN14160045	Analyst: Adrian
Data file: C:\Chem32\1\Data\08May18\17.D	

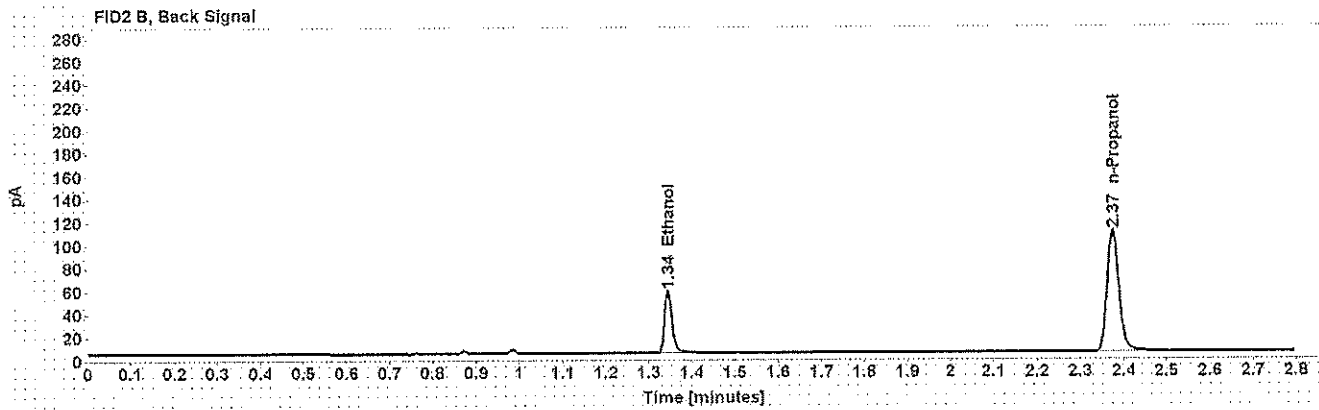
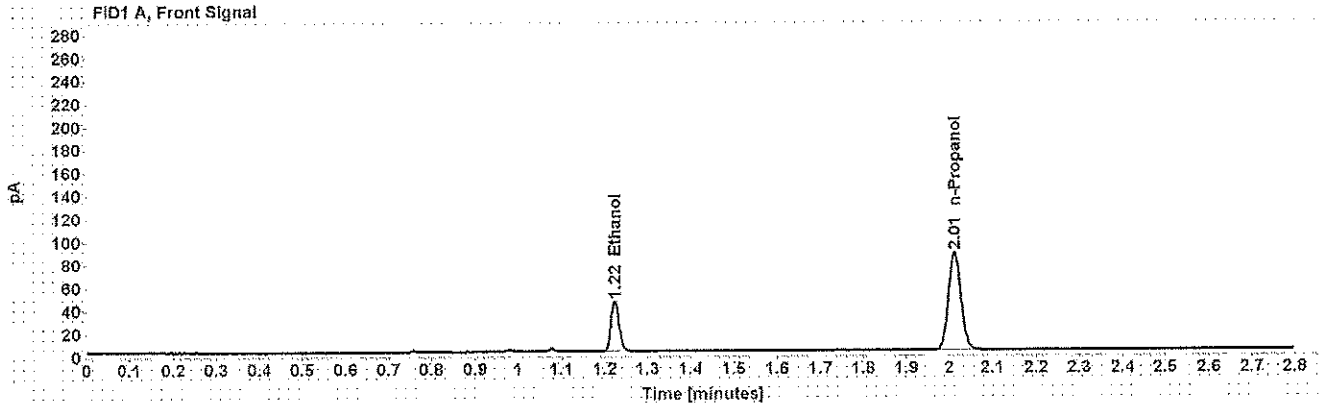


Table 1: FID 1 A (column DB-ALC1)

Compound	Amount (g/100mL)	Time (min)	Peak Area
>Ethanol	0.0868	1.223	56.501
n-Propanol	-----	2.012	173.810

Table 2: FID 2 B (column DB-ALC2)

Compound	Time (min)	Peak Area
Ethanol	1.344	66.185
n-Propanol	2.374	203.567

Scottsdale Police Department Crime Lab Volatiles Analysis

Sample:	L18-04-01650-0001 Meraz	Item number:	1208133
Injection date:	5/8/2018 11:13:04 AM	Vial:	18
Method:	ethanol quant.M	Sequence:	08May18
Instrument:	US14173023 CN14160045	Analyst:	Adrian
Data file:	C:\Chem32\1\Data\08May18\18.D		

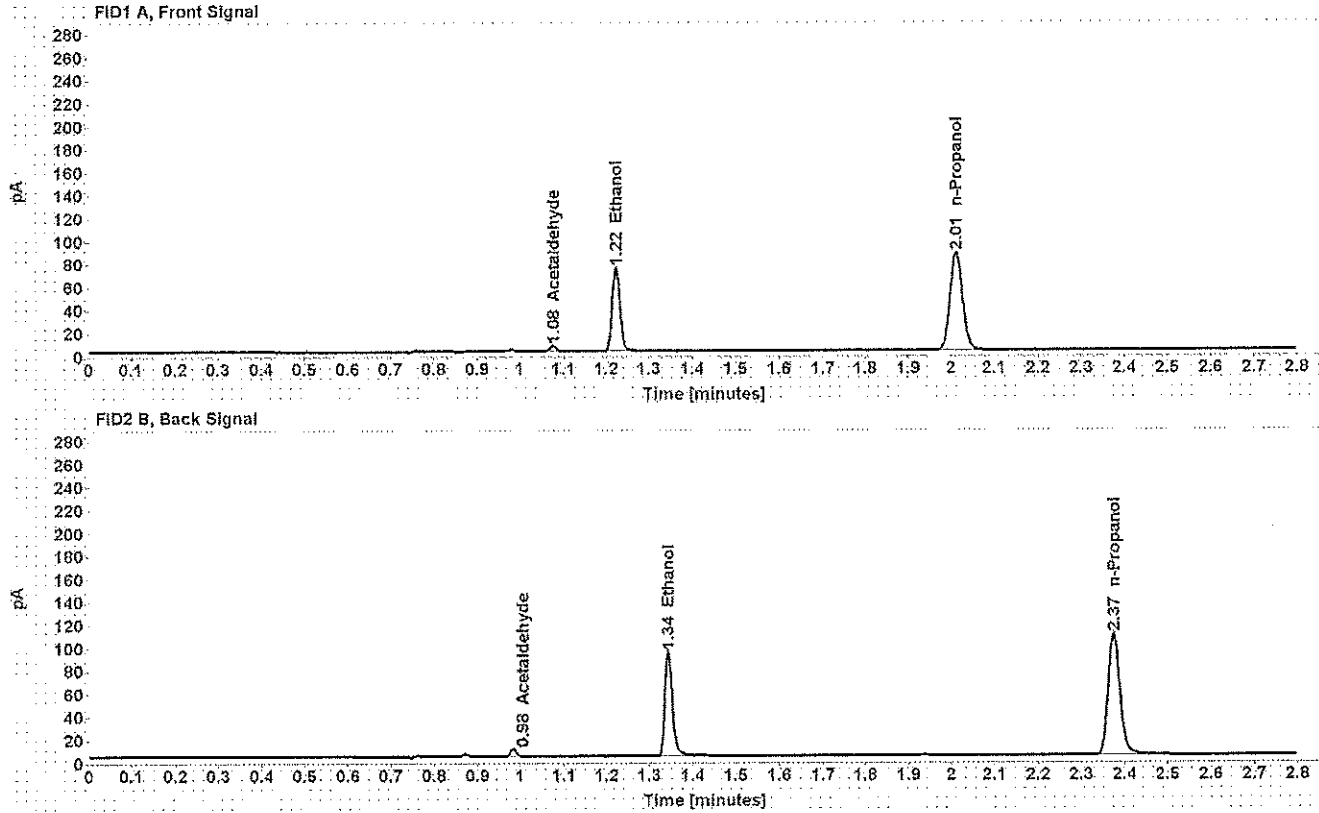


Table 1: FID 1 A (column DB-ALC1)

Compound	Amount (g/100mL)	Time (min)	Peak Area
Acetaldehyde	-----	1.077	4.810
>Ethanol	0.1427	1.223	93.457
n-Propanol	-----	2.012	174.166

Table 2: FID 2 B (column DB-ALC2)

Compound	Time (min)	Peak Area
Acetaldehyde	0.984	6.063
Ethanol	1.344	110.608
n-Propanol	2.374	203.875

Scottsdale Police Department Crime Lab Volatiles Analysis

Sample:	L18-04-01650-0001 Meraz	Item number:	1208133
Injection date:	5/8/2018 11:17:19 AM	Vial:	19
Method:	ethanol quant.M	Sequence:	08May18
Instrument:	US14173023 CN14160045	Analyst:	Adrian
Data file:	C:\Chem32\1\Data\08May18\19.D		

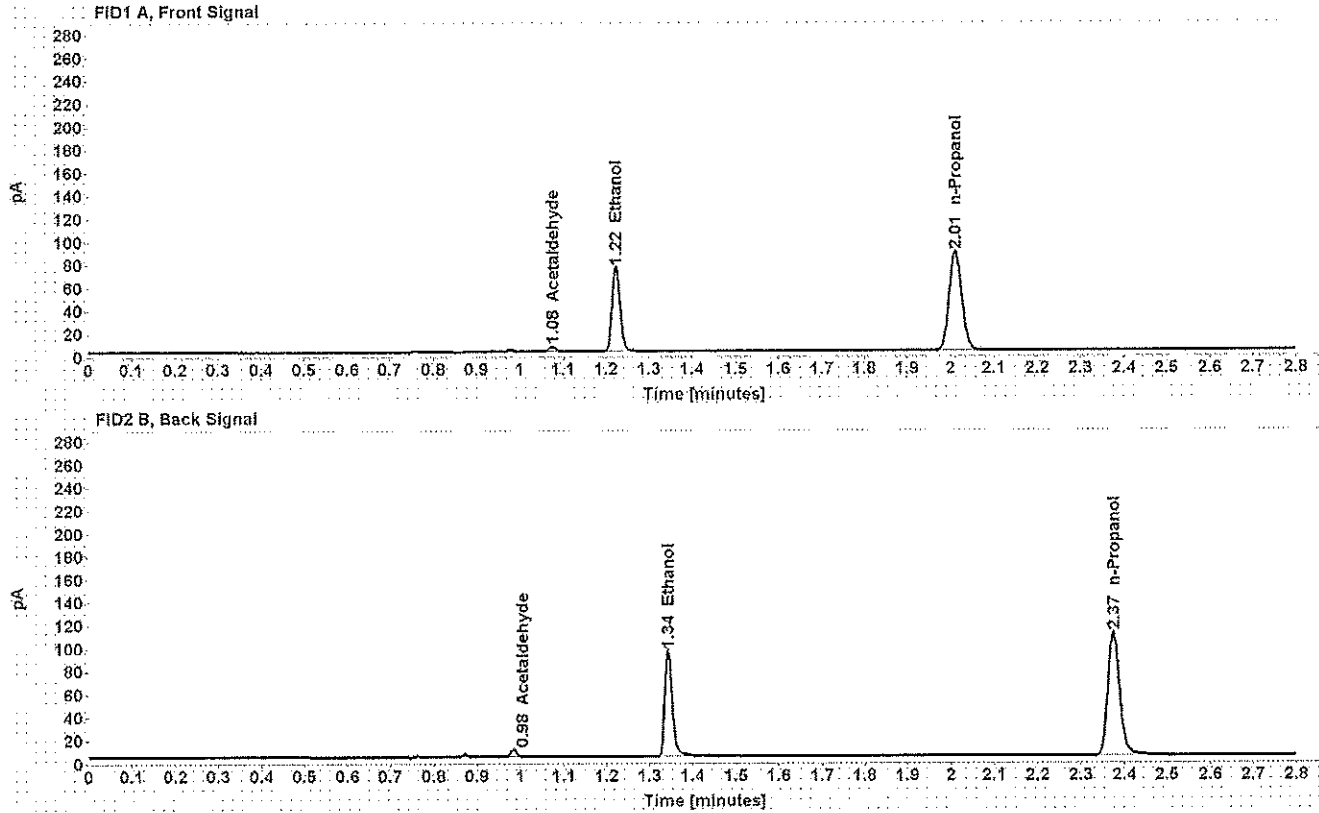


Table 1: FID 1 A (column DB-ALC1)

Compound	Amount (g/100mL)	Time (min)	Peak Area
Acetaldehyde	-----	1.077	4.776
>Ethanol	0.1425	1.223	94.430
n-Propanol	-----	2.012	176.283

Table 2: FID 2 B (column DB-ALC2)

Compound	Time (min)	Peak Area
Acetaldehyde	0.984	6.037
Ethanol	1.343	111.989
n-Propanol	2.374	206.886

Scottsdale Police Department Crime Lab Volatiles Analysis

Sample: L18-04-01651-0001 Wilhelm	Item number: 1207998
Injection date: 5/8/2018 11:25:19 AM	Vial: 21
Method: ethanol quant.M	Sequence: 08May18
Instrument: US14173023 CN14160045	Analyst: Adrian
Data file: C:\Chem32\1\Data\08May18\21.D	

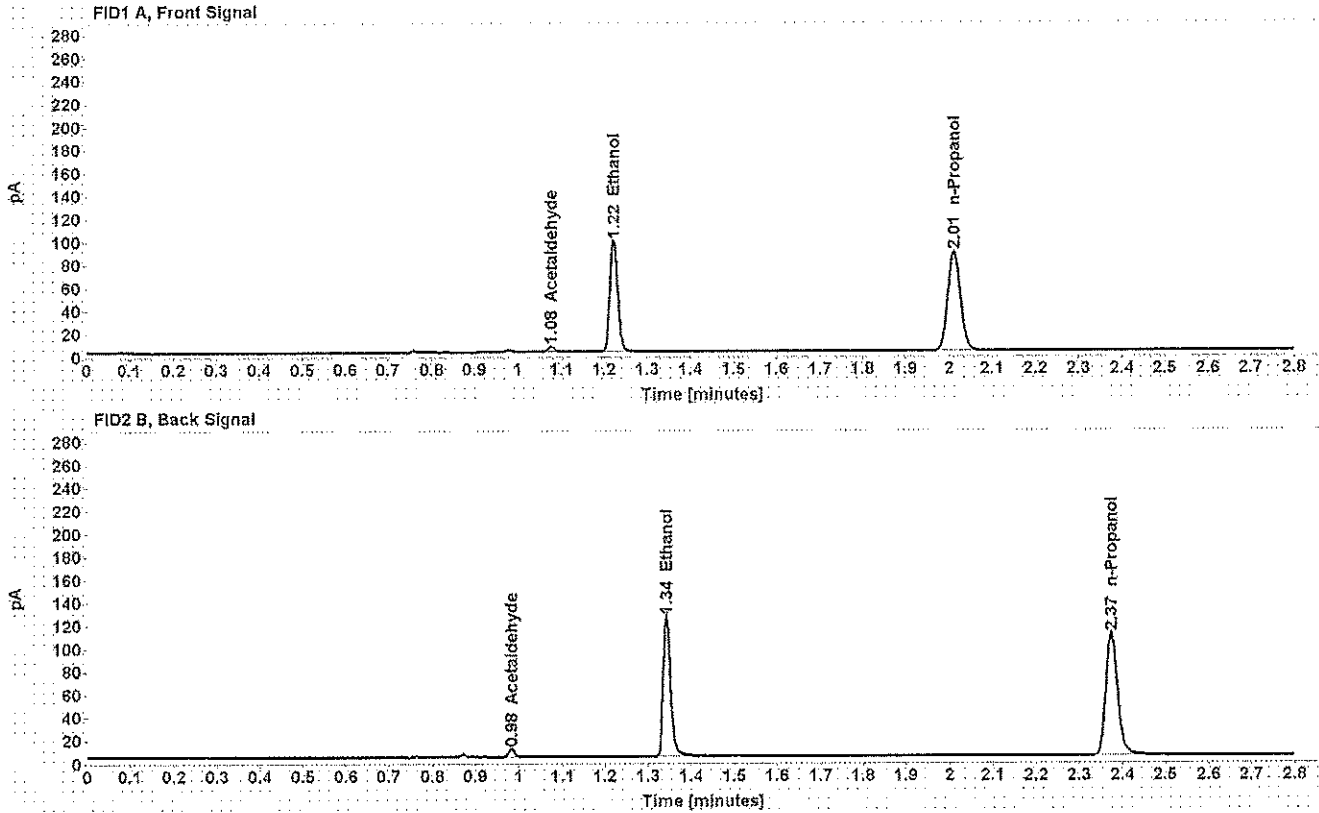


Table 1: FID 1 A (column DB-ALC1)

Compound	Amount (g/100mL)	Time (min)	Peak Area
Acetaldehyde	-----	1.076	5.060
>Ethanol	0.1885	1.222	124.704
n-Propanol	-----	2.012	175.694

Table 2: FID 2 B (column DB-ALC2)

Compound	Time (min)	Peak Area
Acetaldehyde	0.983	6.367
Ethanol	1.343	148.299
n-Propanol	2.374	206.620

Scottsdale Police Department Crime Lab Volatiles Analysis

Sample:	L18-04-01651-0001 Wilhelm	Item number:	1207998
Injection date:	5/8/2018 11:29:19 AM	Vial:	22
Method:	ethanol quant.M	Sequence:	08May18
Instrument:	US14173023 CN14160045	Analyst:	Adrian
Data file:	C:\Chem32\1\Data\08May18\22.D		

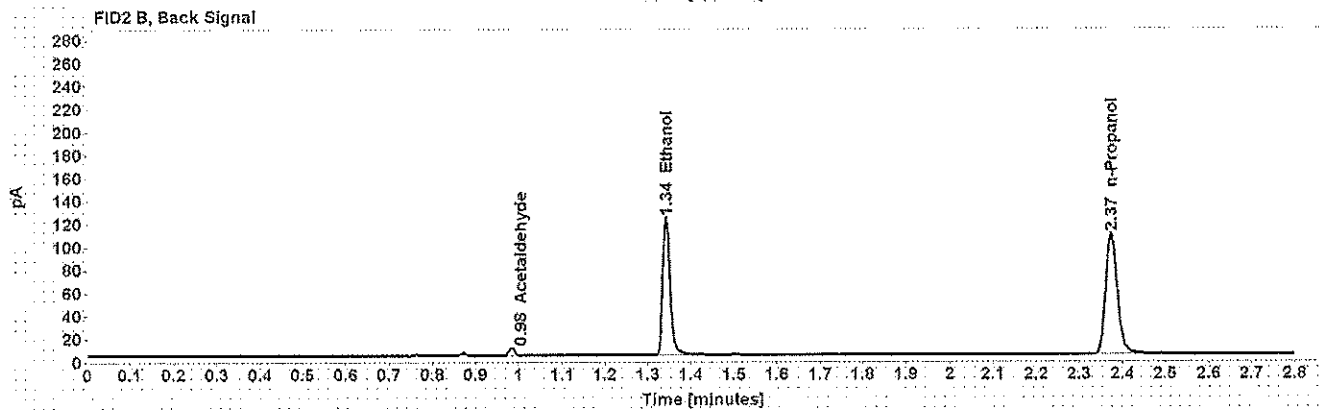
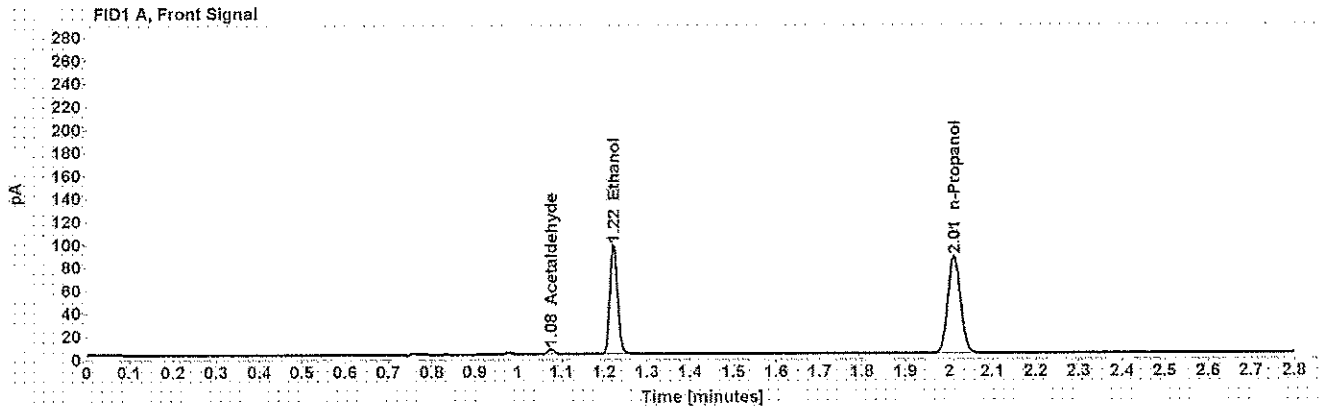


Table 1: FID 1 A (column DB-ALC1)

Compound	Amount (g/100mL)	Time (min)	Peak Area
Acetaldehyde	-----	1.076	4.766
>Ethanol	0.1880	1.222	122.327
n-Propanol	-----	2.012	172.785

Table 2: FID 2 B (column DB-ALC2)

Compound	Time (min)	Peak Area
Acetaldehyde	0.983	5.991
Ethanol	1.343	145.253
n-Propanol	2.374	202.969

Scottsdale Police Department Crime Lab Volatiles Analysis

Sample: L18-04-01725-0001 Davella	Item number: 1196116
Injection date: 5/8/2018 11:33:19 AM	Vial: 23
Method: ethanol quant.M	Sequence: 08May18
Instrument: US14173023 CN14160045	Analyst: Adrian
Data file: C:\Chem32\1\Data\08May18\23.D	

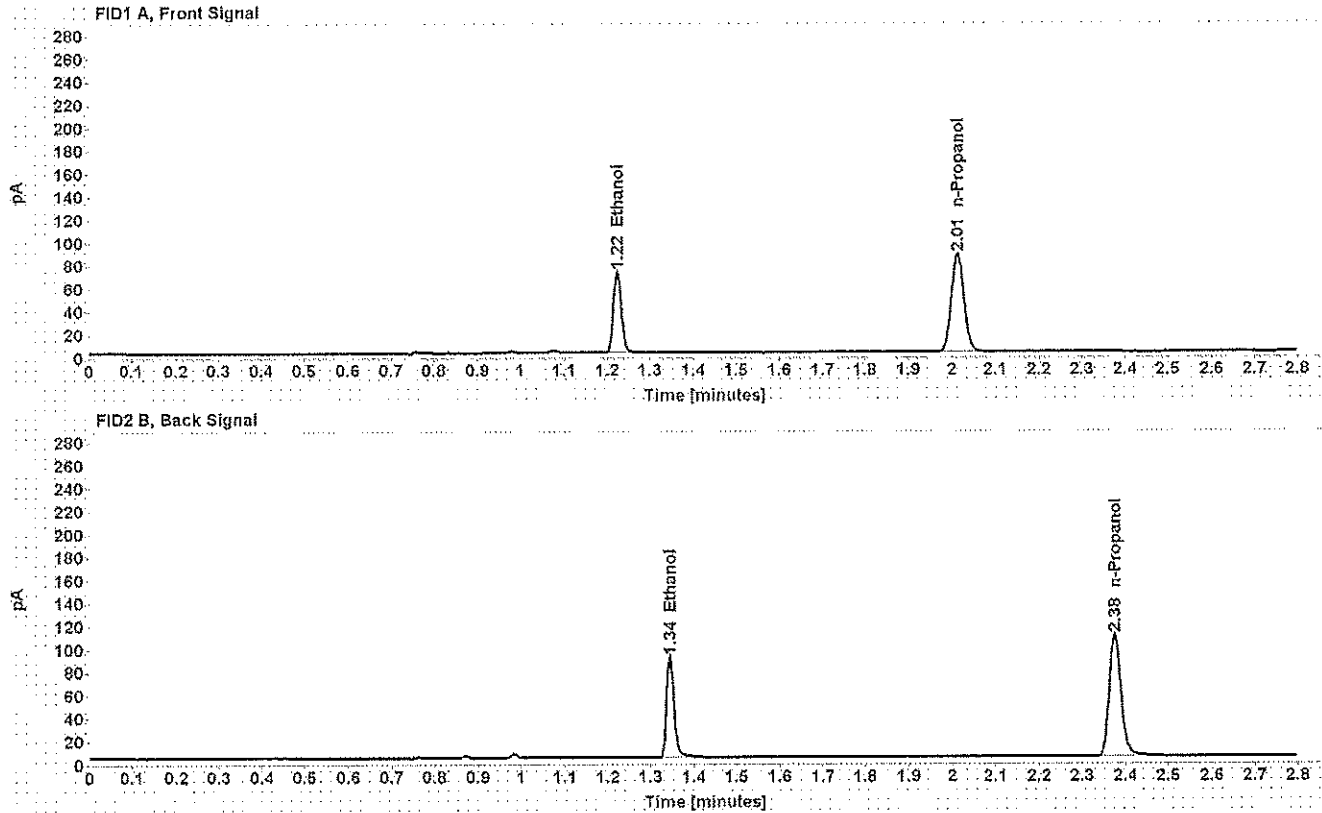


Table 1: FID 1 A (column DB-ALC1)

Compound	Amount (g/100mL)	Time (min)	Peak Area
>Ethanol	0.1382	1.223	90.517
n-Propanol	-----	2.013	174.236

Table 2: FID 2 B (column DB-ALC2)

Compound	Time (min)	Peak Area
Ethanol	1.345	107.402
n-Propanol	2.375	204.534

Scottsdale Police Department Crime Lab Volatiles Analysis

Sample:	L18-04-01725-0001 Davella	Item number:	1196116
Injection date:	5/8/2018 11:37:18 AM	Vial:	24
Method:	ethanol quant.M	Sequence:	08May18
Instrument:	US14173023 CN14160045	Analyst:	Adrian
Data file:	C:\Chem32\1\Data\08May18\24.D		

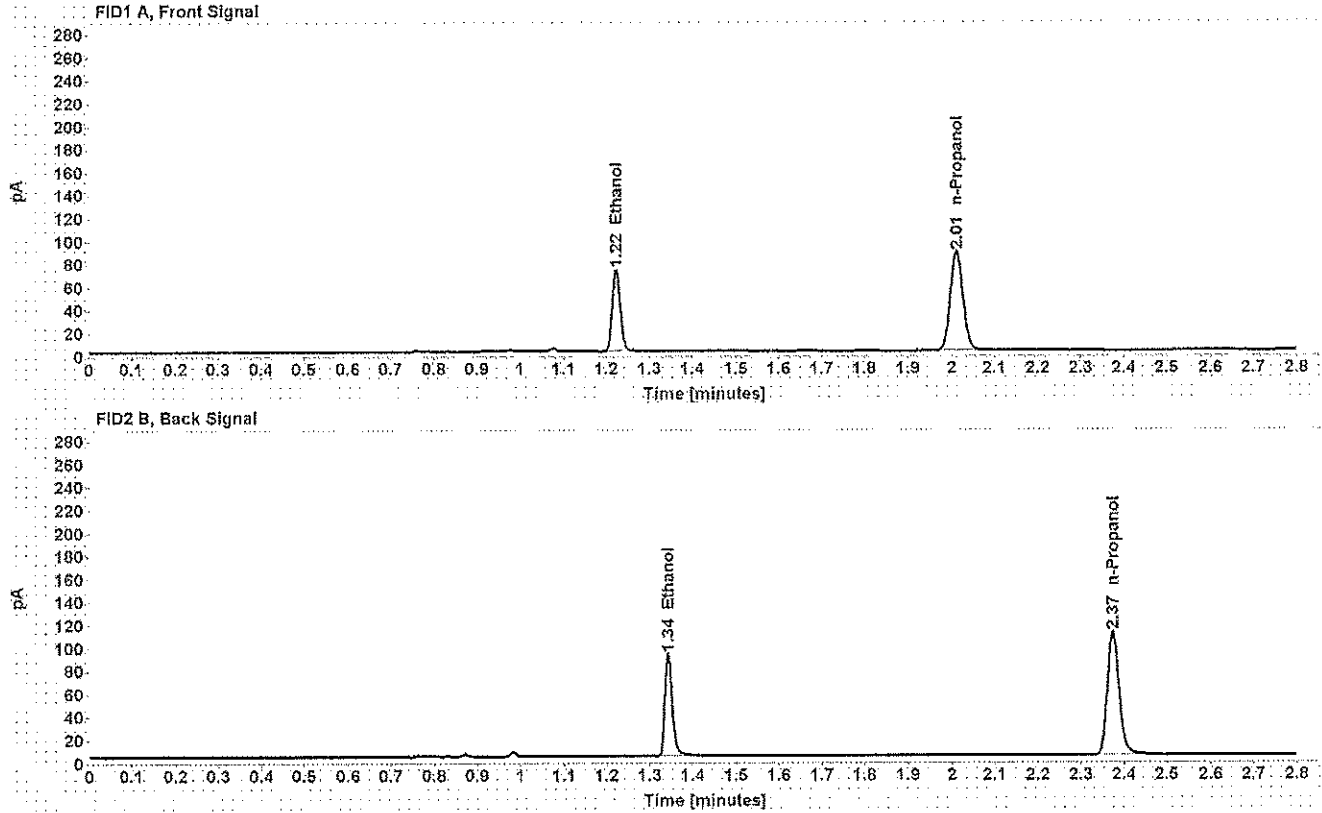


Table 1: FID 1 A (column DB-ALC1)

Compound	Amount (g/100mL)	Time (min)	Peak Area
>Ethanol	0.1382	1.223	91.254
n-Propanol	-----	2.012	175.610

Table 2: FID 2 B (column DB-ALC2)

Compound	Time (min)	Peak Area
Ethanol	1.343	108.204
n-Propanol	2.374	206.068

Scottsdale Police Department Crime Lab Volatiles Analysis

Sample:	L18-05-01742-0001 Thomas	Item number:	1184972
Injection date:	5/8/2018 11:41:34 AM	Vial:	25
Method:	ethanol quant.M	Sequence:	08May18
Instrument:	US14173023 CN14160045	Analyst:	Adrian
Data file:	C:\Chem32\1\Data\08May18\25.D		

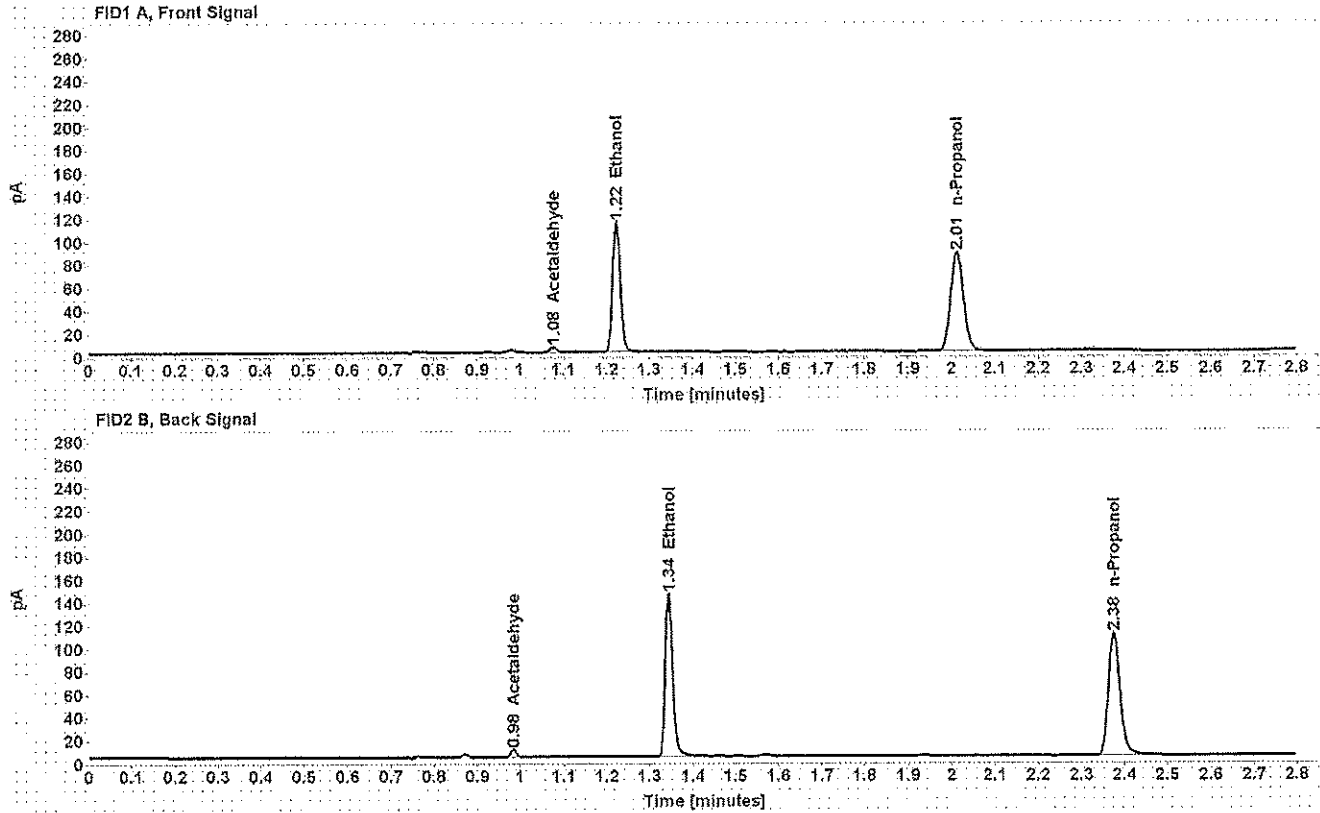


Table 1: FID 1 A (column DB-ALC1)

Compound	Amount (g/100mL)	Time (min)	Peak Area
Acetaldehyde	-----	1.077	4.602
>Ethanol	0.2192	1.223	144.185
n-Propanol	-----	2.013	174.625

Table 2: FID 2 B (column DB-ALC2)

Compound	Time (min)	Peak Area
Acetaldehyde	0.984	5.804
Ethanol	1.344	172.907
n-Propanol	2.375	205.782

Scottsdale Police Department Crime Lab Volatiles Analysis

Sample: L18-05-01742-0001 Thomas	Item number: 1184972
Injection date: 5/8/2018 11:45:34 AM	Vial: 26
Method: ethanol quant.M	Sequence: 08May18
Instrument: US14173023 CN14160045	Analyst: Adrian
Data file: C:\Chem32\1\Data\08May18\26.D	

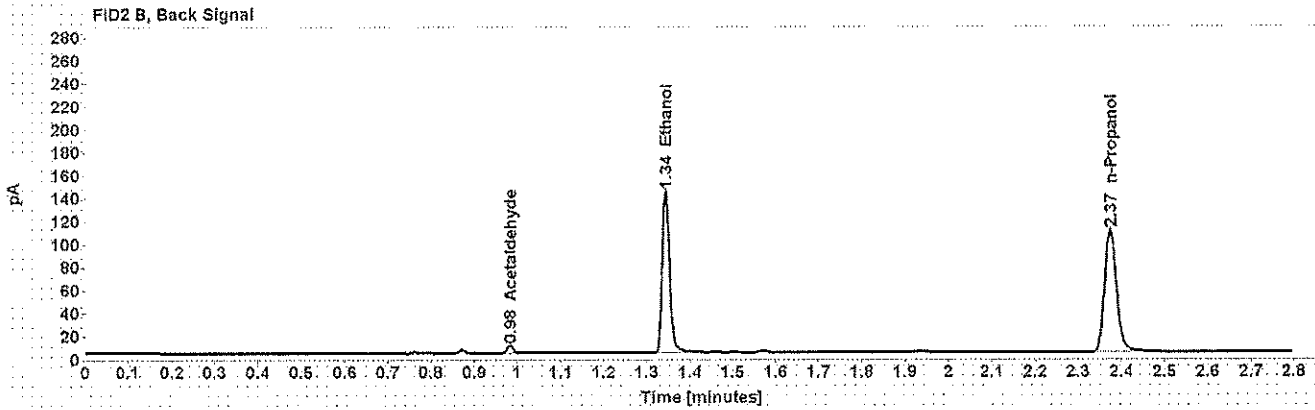
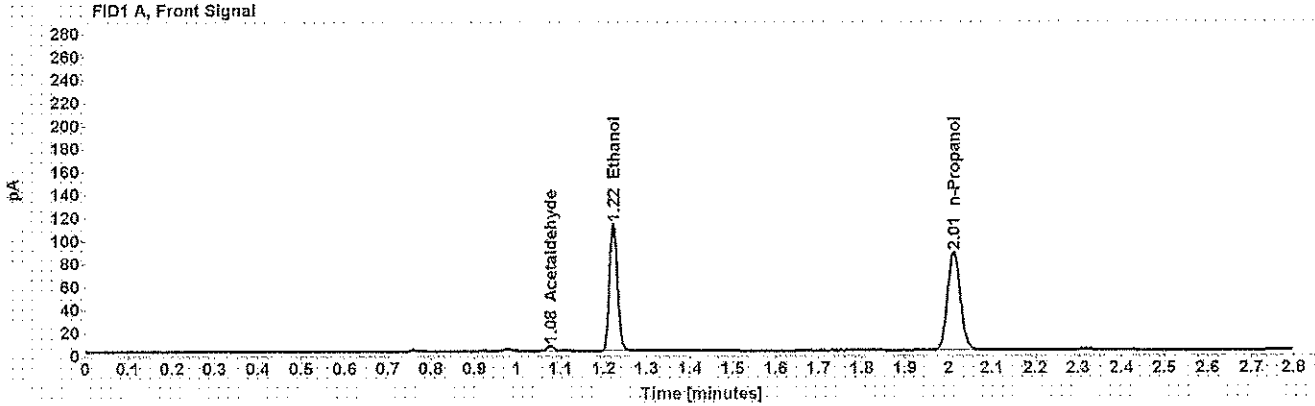


Table 1: FID 1 A (column DB-ALC1)

Compound	Amount (g/100mL)	Time (min)	Peak Area
Acetaldehyde	-----	1.077	4.667
>Ethanol	0.2171	1.222	142.370
n-Propanol	-----	2.012	174.037

Table 2: FID 2 B (column DB-ALC2)

Compound	Time (min)	Peak Area
Acetaldehyde	0.984	5.881
Ethanol	1.343	170.949
n-Propanol	2.374	205.334

Scottsdale Police Department Crime Lab Volatiles Analysis

Sample:	L18-05-01744-0001 Unknown	Item number:	000141
Injection date:	5/8/2018 11:49:33 AM	Vial:	27
Method:	ethanol quant.M	Sequence:	08May18
Instrument:	US14173023 CN14160045	Analyst:	Adrian
Data file:	C:\Chem32\1\Data\08May18\27.D		

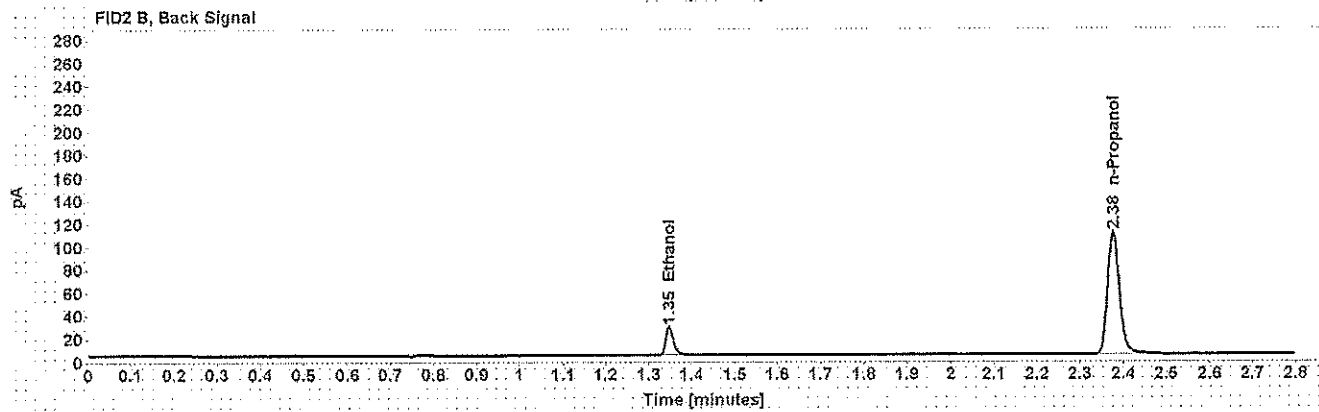
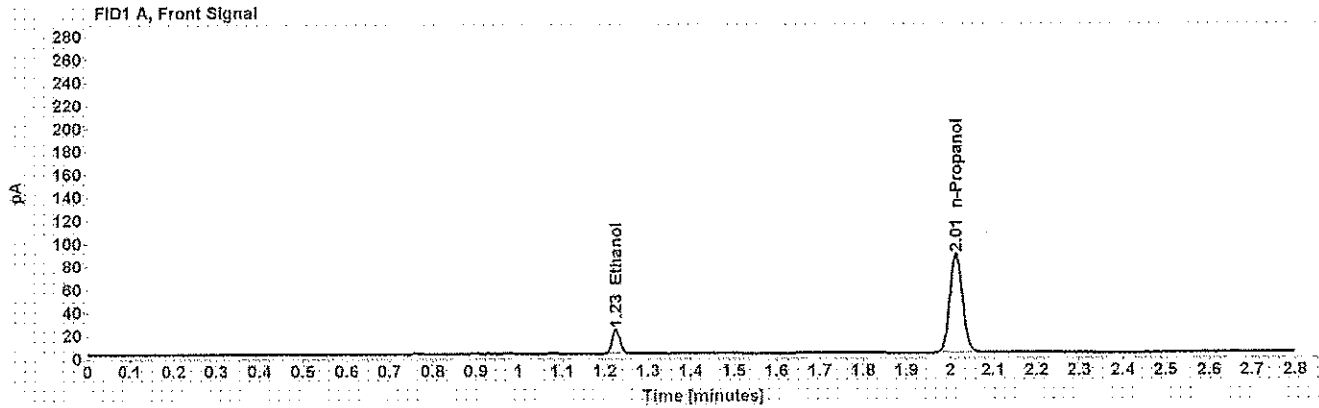


Table 1: FID 1 A (column DB-ALC1)

Compound	Amount (g/100mL)	Time (min)	Peak Area
>Ethanol	0.0409	1.225	26.502
n-Propanol	-----	2.014	174.803

Table 2: FID 2 B (column DB-ALC2)

Compound	Time (min)	Peak Area
Ethanol	1.348	30.810
n-Propanol	2.376	204.758

Scottsdale Police Department Crime Lab Volatiles Analysis

Sample: L18-05-01744-0001 Unknown	Item number: 000141
Injection date: 5/8/2018 11:53:34 AM	Vial: 28
Method: ethanol quant.M	Sequence: 08May18
Instrument: US14173023 CN14160045	Analyst: Adrian
Data file: C:\Chem32\1\Data\08May18\28.D	

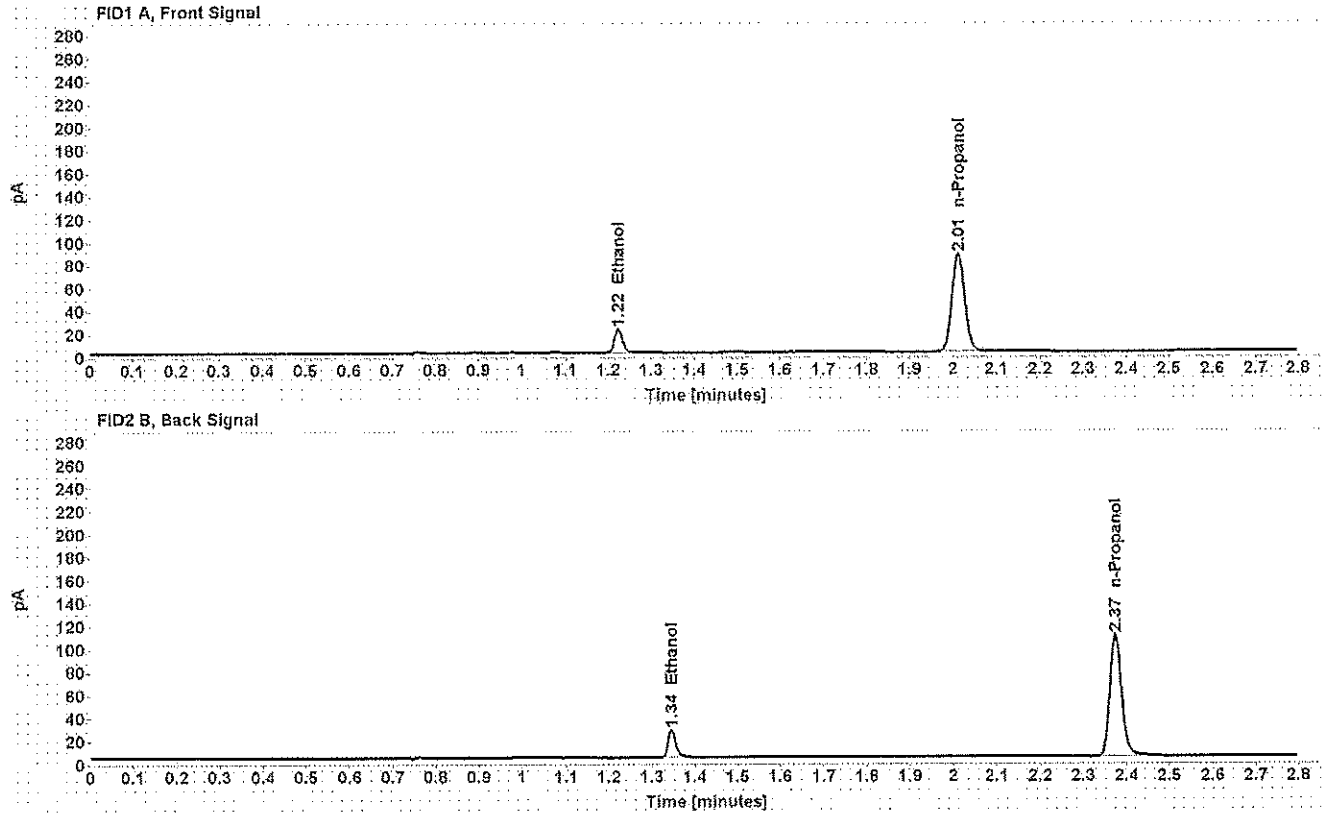


Table 1: FID 1 A (column DB-ALC1)

Compound	Amount (g/100mL)	Time (min)	Peak Area
>Ethanol	0.0404	1.224	26.073
n-Propanol	-----	2.012	174.230

Table 2: FID 2 B (column DB-ALC2)

Compound	Time (min)	Peak Area
Ethanol	1.345	30.247
n-Propanol	2.374	203.941

Scottsdale Police Department Crime Lab Volatiles Analysis

Sample: L18-05-01744-0001 Unknown	Item number: 000189
Injection date: 5/8/2018 11:57:33 AM	Vial: 29
Method: ethanol quant.M	Sequence: 08May18
Instrument: US14173023 CN14160045	Analyst: Adrian
Data file: C:\Chem32\1\Data\08May18\29.D	

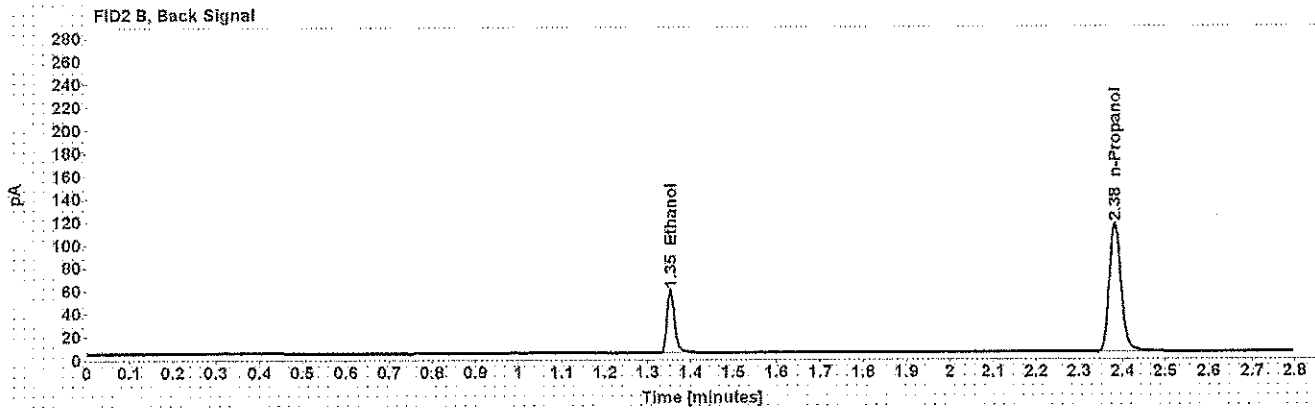
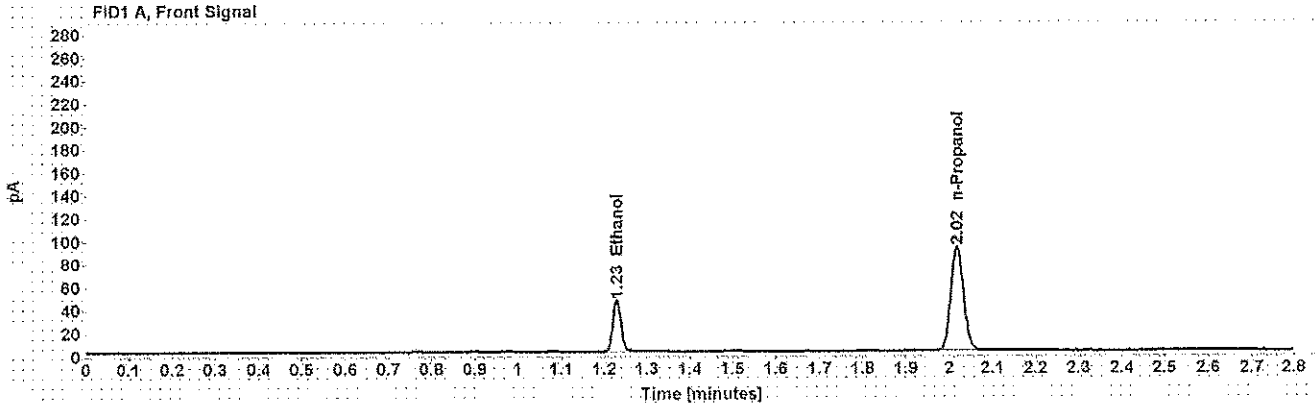


Table 1: FID 1 A (column DB-ALC1)

Compound	Amount (g/100mL)	Time (min)	Peak Area
>Ethanol	0.0839	1.229	58.011
n-Propanol	-----	2.018	184.692

Table 2: FID 2 B (column DB-ALC2)

Compound	Time (min)	Peak Area
Ethanol	1.353	68.915
n-Propanol	2.382	216.411

Scottsdale Police Department Crime Lab Volatiles Analysis

Sample:	L18-05-01744-0001 Unknown	Item number:	000189
Injection date:	5/8/2018 12:01:33 PM	Vial:	30
Method:	ethanol quant.M	Sequence:	08May18
Instrument:	US14173023 CN14160045	Analyst:	Adrian
Data file:	C:\Chem32\1\Data\08May18\30.D		

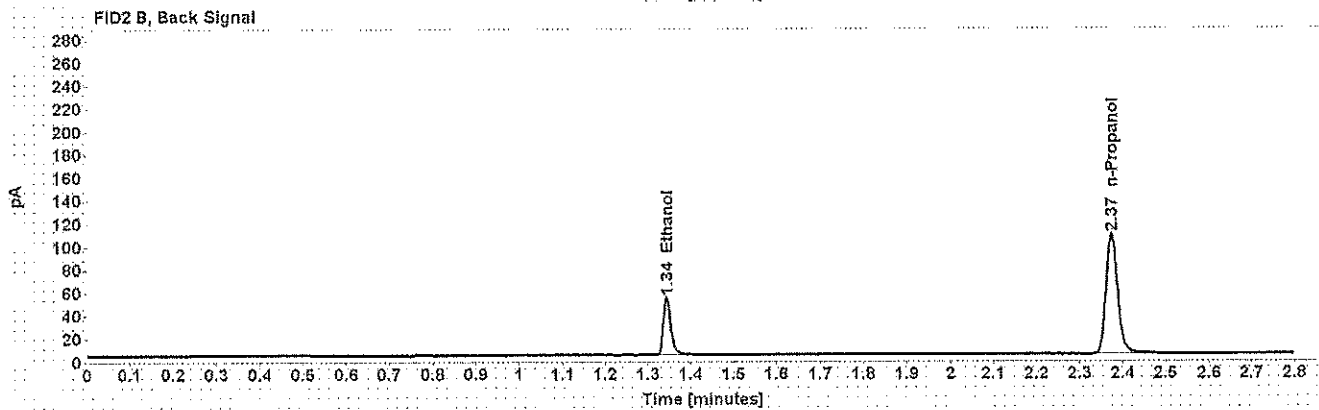
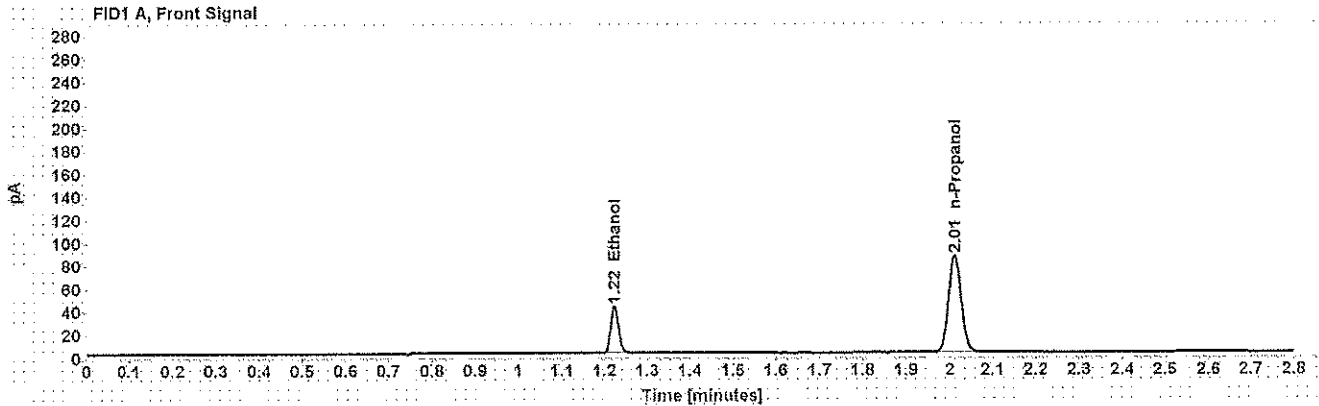


Table 1: FID 1 A (column DB-ALC1)

Compound	Amount (g/100mL)	Time (min)	Peak Area
>Ethanol	0.0811	1.223	52.398
n-Propanol	-----	2.012	172.569

Table 2: FID 2 B (column DB-ALC2)

Compound	Time (min)	Peak Area
Ethanol	1.344	61.552
n-Propanol	2.374	201.861

Scottsdale Police Department Crime Lab Volatiles Analysis

Sample:	L18-05-01744-0001 Unknown	Item number:	000253
Injection date:	5/8/2018 12:09:49 PM	Vial:	32
Method:	ethanol quant.M	Sequence:	08May18
Instrument:	US14173023 CN14160045	Analyst:	Adrian
Data file:	C:\Chem32\1\Data\08May18\32.D		

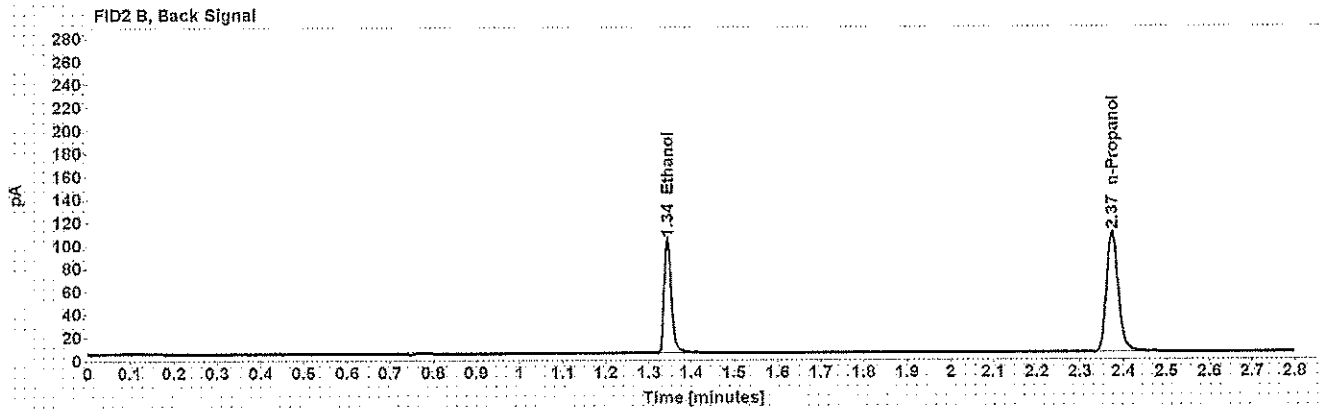
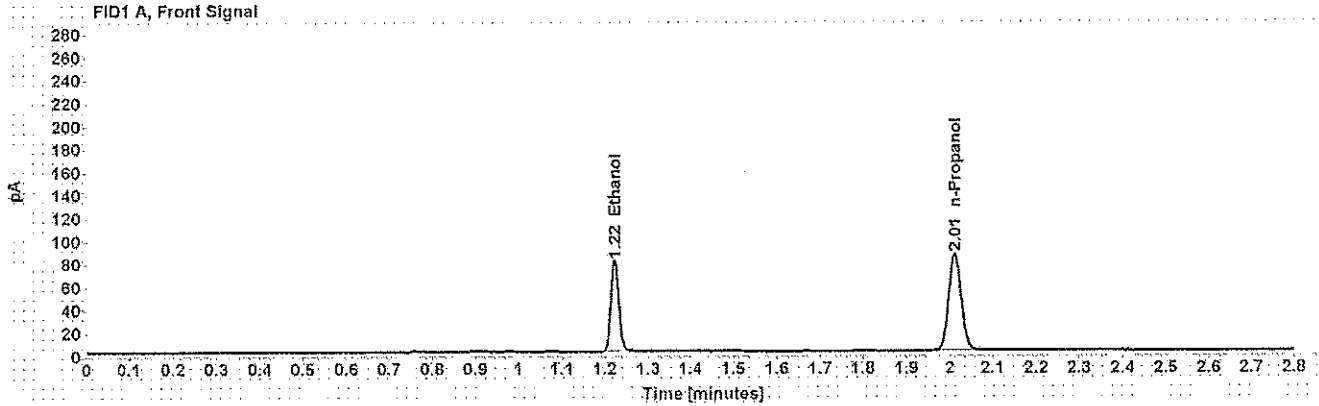


Table 1: FID 1 A (column DB-ALC1)

Compound	Amount (g/100mL)	Time (min)	Peak Area
>Ethanol	0.1564	1.223	101.512
n-Propanol	-----	2.012	172.537

Table 2: FID 2 B (column DB-ALC2)

Compound	Time (min)	Peak Area
Ethanol	1.343	121.089
n-Propanol	2.374	202.068

Scottsdale Police Department Crime Lab Volatiles Analysis

Sample: L18-05-01744-0001 Unknown	Item number: 000253
Injection date: 5/8/2018 12:13:48 PM	Vial: 33
Method: ethanol quant.M	Sequence: 08May18
Instrument: US14173023 CN14160045	Analyst: Adrian
Data file: C:\Chem32\1\Data\08May18\33.D	

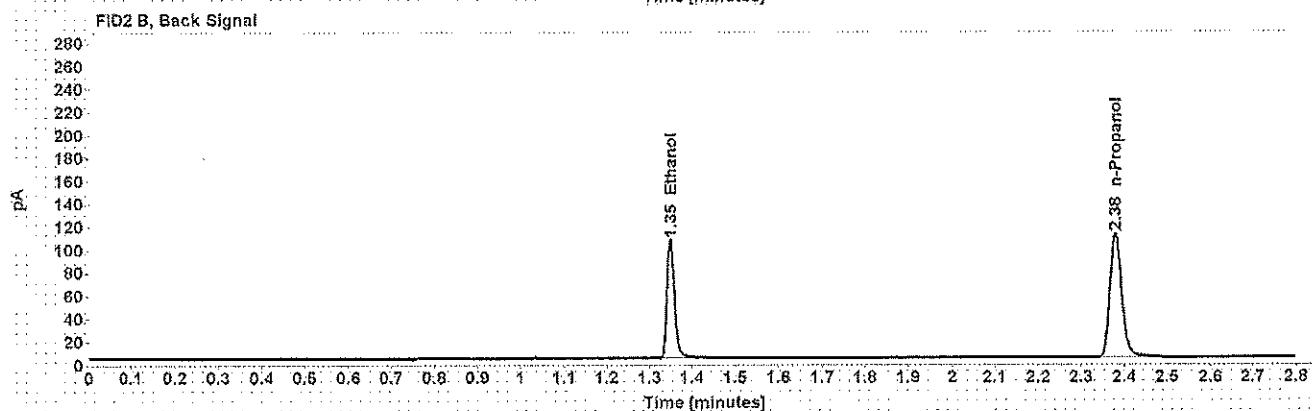
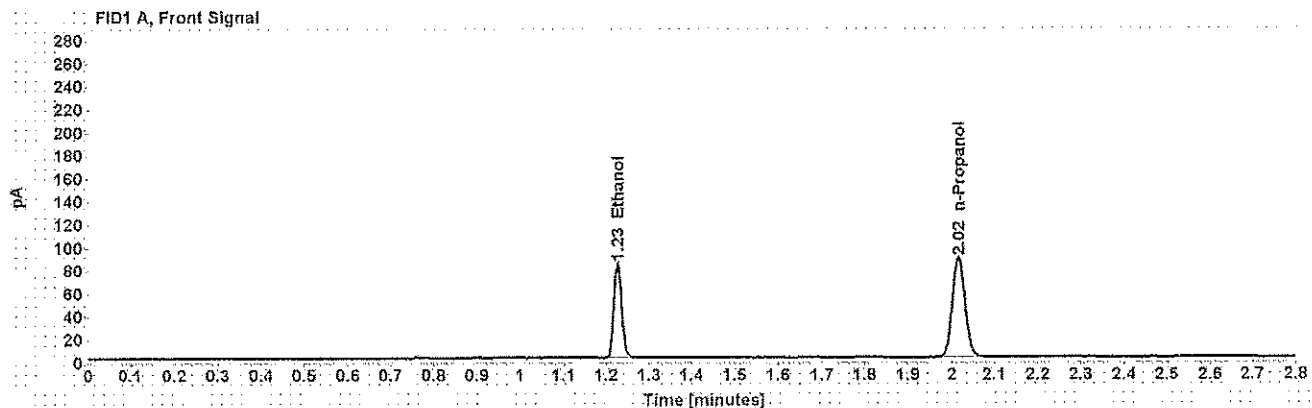


Table 1: FID 1 A (column DB-ALC1)

Compound	Amount (g/100mL)	Time (min)	Peak Area
>Ethanol	0.1596	1.226	106.950
n-Propanol	-----	2.016	178.068

Table 2: FID 2 B (column DB-ALC2)

Compound	Time (min)	Peak Area
Ethanol	1.349	127.748
n-Propanol	2.380	208.787

Scottsdale Police Department Crime Lab Volatiles Analysis

Sample: L18-05-01744-0001 Unknown	Item number: 000339
Injection date: 5/8/2018 12:17:49 PM	Vial: 34
Method: ethanol quant.M	Sequence: 08May18
Instrument: US14173023 CN14160045	Analyst: Adrian
Data file: C:\Chem32\1\Data\08May18\34.D	

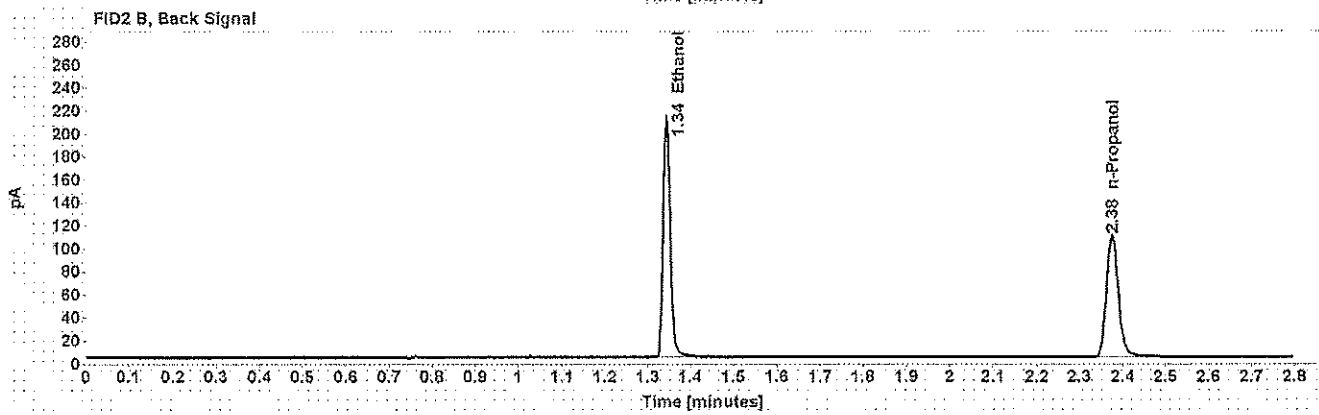
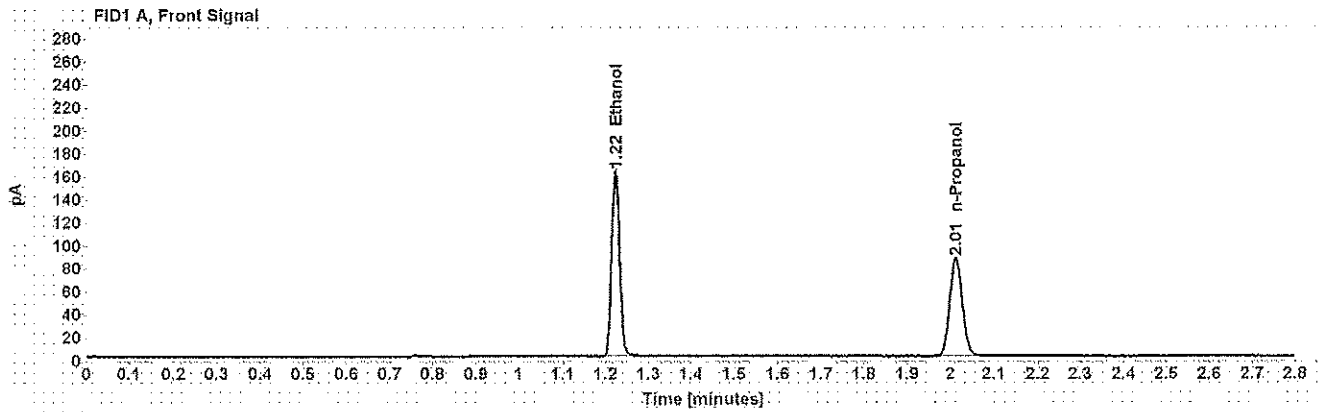


Table 1: FID 1 A (column DB-ALC1)

Compound	Amount (g/100mL)	Time (min)	Peak Area
>Ethanol	0.3165	1.223	207.475
n-Propanol	-----	2.013	173.790

Table 2: FID 2 B (column DB-ALC2)

Compound	Time (min)	Peak Area
Ethanol	1.344	249.839
n-Propanol	2.375	204.179

Scottsdale Police Department Crime Lab Volatiles Analysis

Sample: L18-05-01744-0001 Unknown	Item number: 000339
Injection date: 5/8/2018 12:21:48 PM	Vial: 35
Method: ethanol quant.M	Sequence: 08May18
Instrument: US14173023 CN14160045	Analyst: Adrian
Data file: C:\Chem32\1\Data\08May18\35.D	

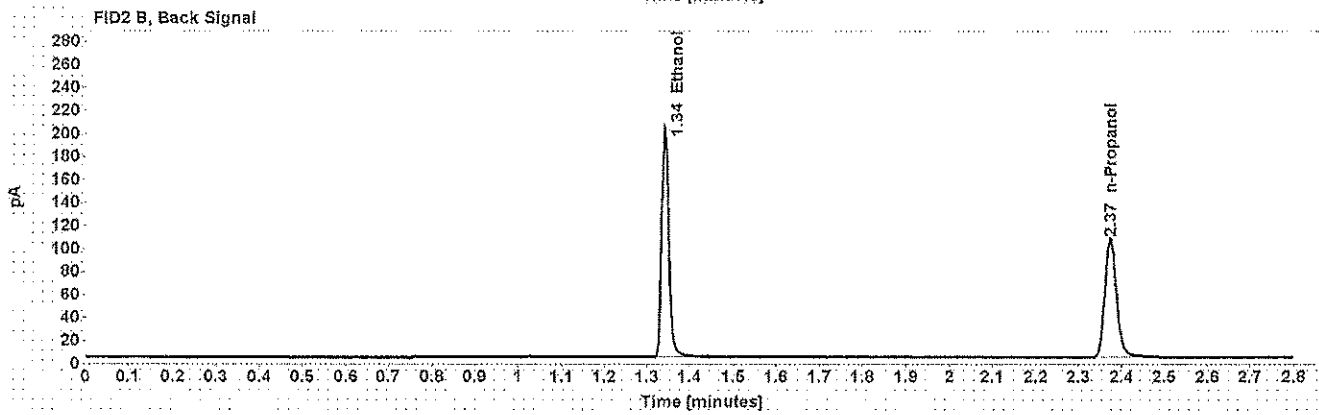
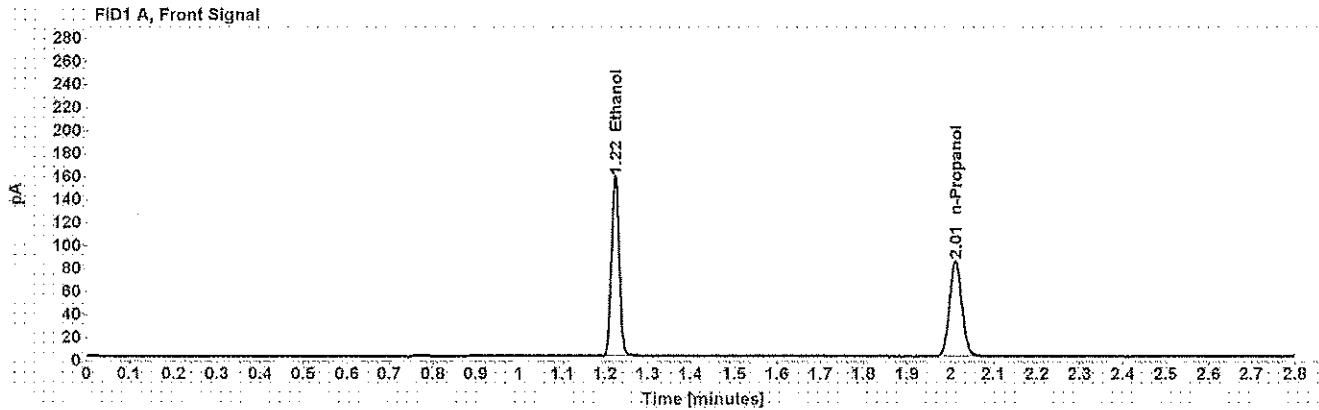


Table 1: FID 1 A (column DB-ALC1)

Compound	Amount (g/100mL)	Time (min)	Peak Area
>Ethanol	0.3136	1.222	201.068
n-Propanol	-----	2.012	169.982

Table 2: FID 2 B (column DB-ALC2)

Compound	Time (min)	Peak Area
Ethanol	1.342	240.817
n-Propanol	2.374	199.651

Scottsdale Police Department Crime Lab Volatiles Analysis

Sample:	L18-05-01751-0001 Coronado	Item number:	1205460
Injection date:	5/8/2018 12:25:49 PM	Vial:	36
Method:	ethanol quant.M	Sequence:	08May18
Instrument:	US14173023 CN14160045	Analyst:	Adrian
Data file:	C:\Chem32\1\Data\08May18\36.D		

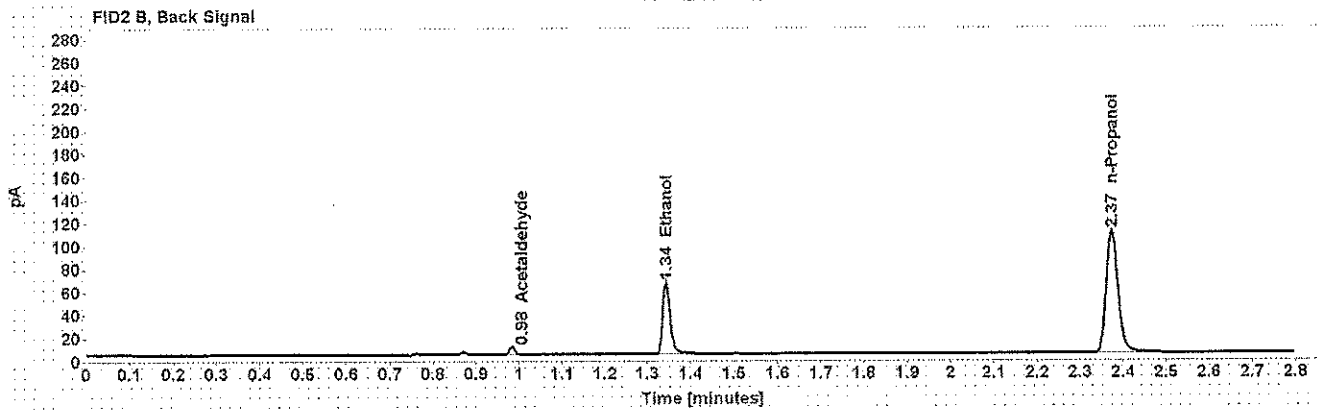
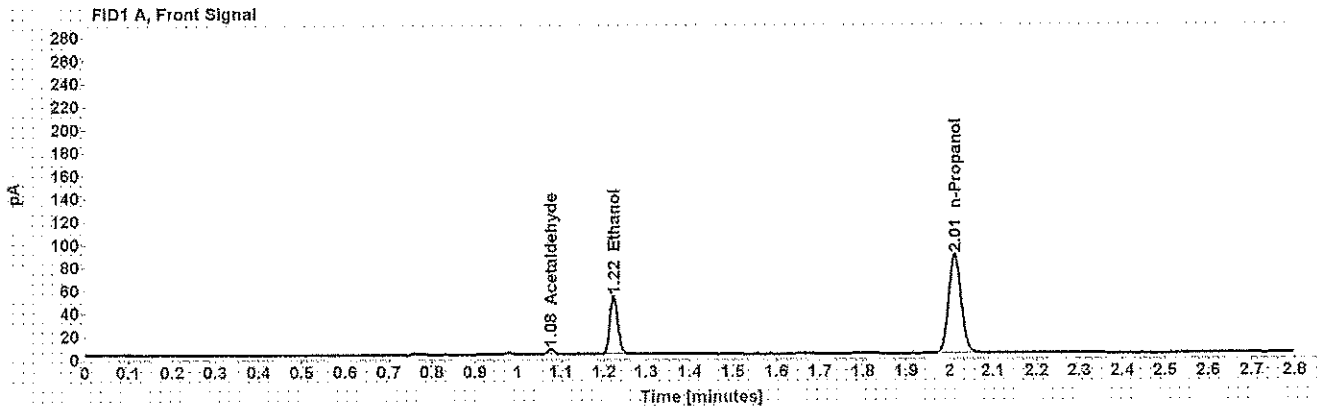


Table 1: FID 1 A (column DB-ALC1)

Compound	Amount (g/100mL)	Time (min)	Peak Area
Acetaldehyde	-----	1.076	4.675
>Ethanol	0.0987	1.223	64.818
n-Propanol	-----	2.012	175.098

Table 2: FID 2 B (column DB-ALC2)

Compound	Time (min)	Peak Area
Acetaldehyde	0.983	5.877
Ethanol	1.343	75.899
n-Propanol	2.374	206.308

Scottsdale Police Department Crime Lab Volatiles Analysis

Sample:	L18-05-01751-0001 Coronado	Item number:	1205460
Injection date:	5/8/2018 12:30:04 PM	Vial:	37
Method:	ethanol quant.M	Sequence:	08May18
Instrument:	US14173023 CN14160045	Analyst:	Adrian
Data file:	C:\Chem32\1\Data\08May18\37.D		

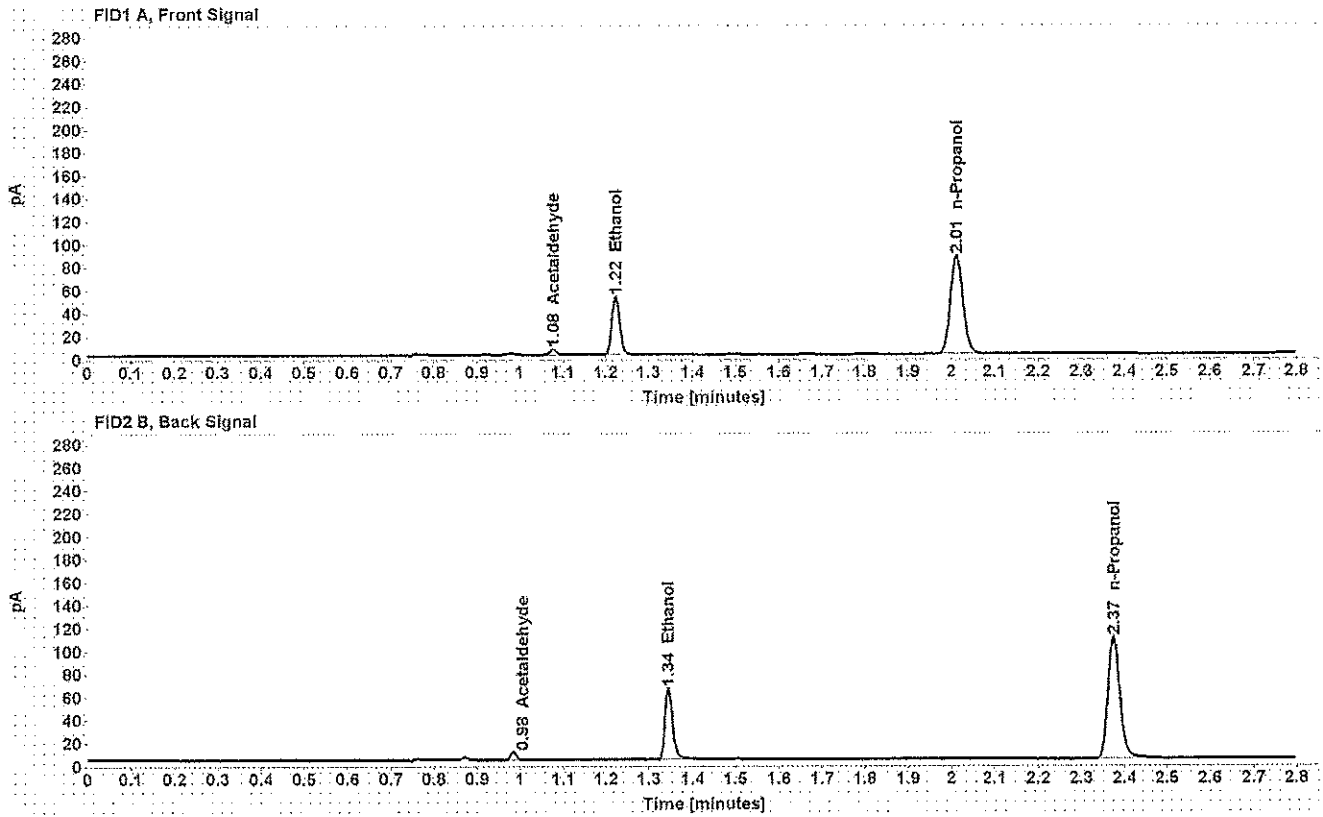


Table 1: FID 1 A (column DB-ALC1)

Compound	Amount (g/100mL)	Time (min)	Peak Area
Acetaldehyde	-----	1.077	4.781
>Ethanol	0.0991	1.223	64.612
n-Propanol	-----	2.012	173.869

Table 2: FID 2 B (column DB-ALC2)

Compound	Time (min)	Peak Area
Acetaldehyde	0.984	6.016
Ethanol	1.344	75.792
n-Propanol	2.374	204.632

Scottsdale Police Department Crime Lab Volatiles Analysis

Sample: L18-05-01756-0001 Garivo	Item number: 340-01A
Injection date: 5/8/2018 12:34:03 PM	Vial: 38
Method: ethanol quant.M	Sequence: 08May18
Instrument: US14173023 CN14160045	Analyst: Adrian
Data file: C:\Chem32\1\Data\08May18\38.D	

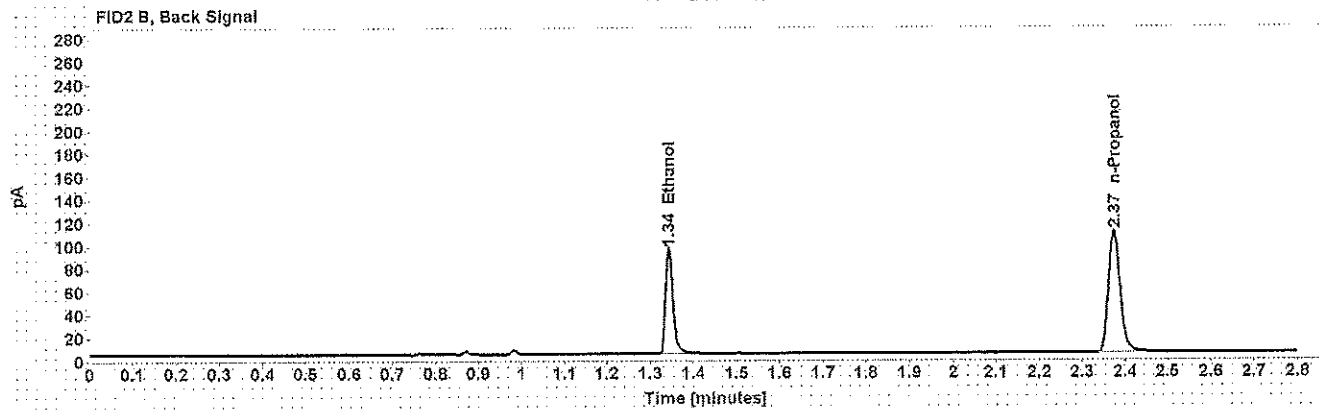
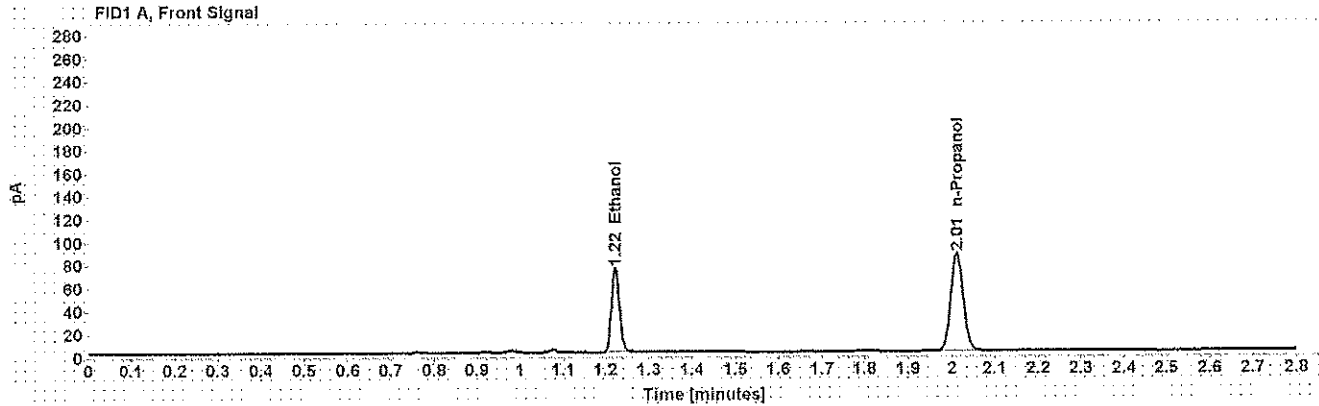


Table 1: FID 1 A (column DB-ALC1)

Compound	Amount (g/100mL)	Time (min)	Peak Area
>Ethanol	0.1437	1.223	93.593
n-Propanol	-----	2.012	173.216

Table 2: FID 2 B (column DB-ALC2)

Compound	Time (min)	Peak Area
Ethanol	1.343	110.759
n-Propanol	2.374	204.332

Scottsdale Police Department Crime Lab Volatiles Analysis

Sample:	L18-05-01756-0001 Garivo	Item number:	340-01A
Injection date:	5/8/2018 12:38:03 PM	Vial:	39
Method:	ethanol quant.M	Sequence:	08May18
Instrument:	US14173023 CN14160045	Analyst:	Adrian
Data file:	C:\Chem32\1\Data\08May18\39.D		

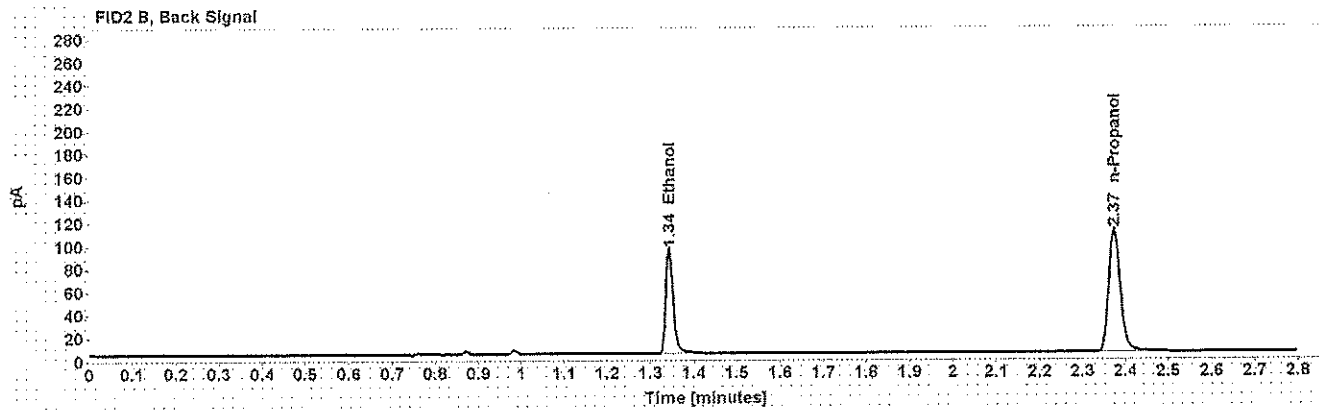
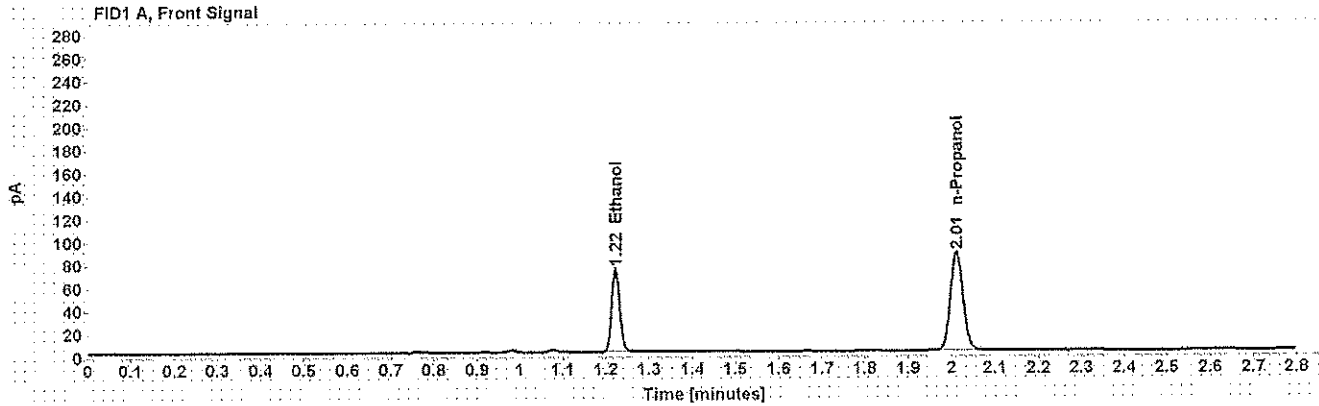


Table 1: FID 1 A (column DB-ALC1)

Compound	Amount (g/100mL)	Time (min)	Peak Area
>Ethanol	0.1423	1.222	93.436
n-Propanol	-----	2.012	174.681

Table 2: FID 2 B (column DB-ALC2)

Compound	Time (min)	Peak Area
Ethanol	1.343	110.859
n-Propanol	2.374	206.000

Scottsdale Police Department Crime Lab Volatiles Analysis

Sample: L18-05-01773-0001 Oh	Item number: 1189383
Injection date: 5/8/2018 12:42:04 PM	Vial: 40
Method: ethanol quant.M	Sequence: 08May18
Instrument: US14173023 CN14160045	Analyst: Adrian
Data file: C:\Chem32\11\Data\08May18\40.D	

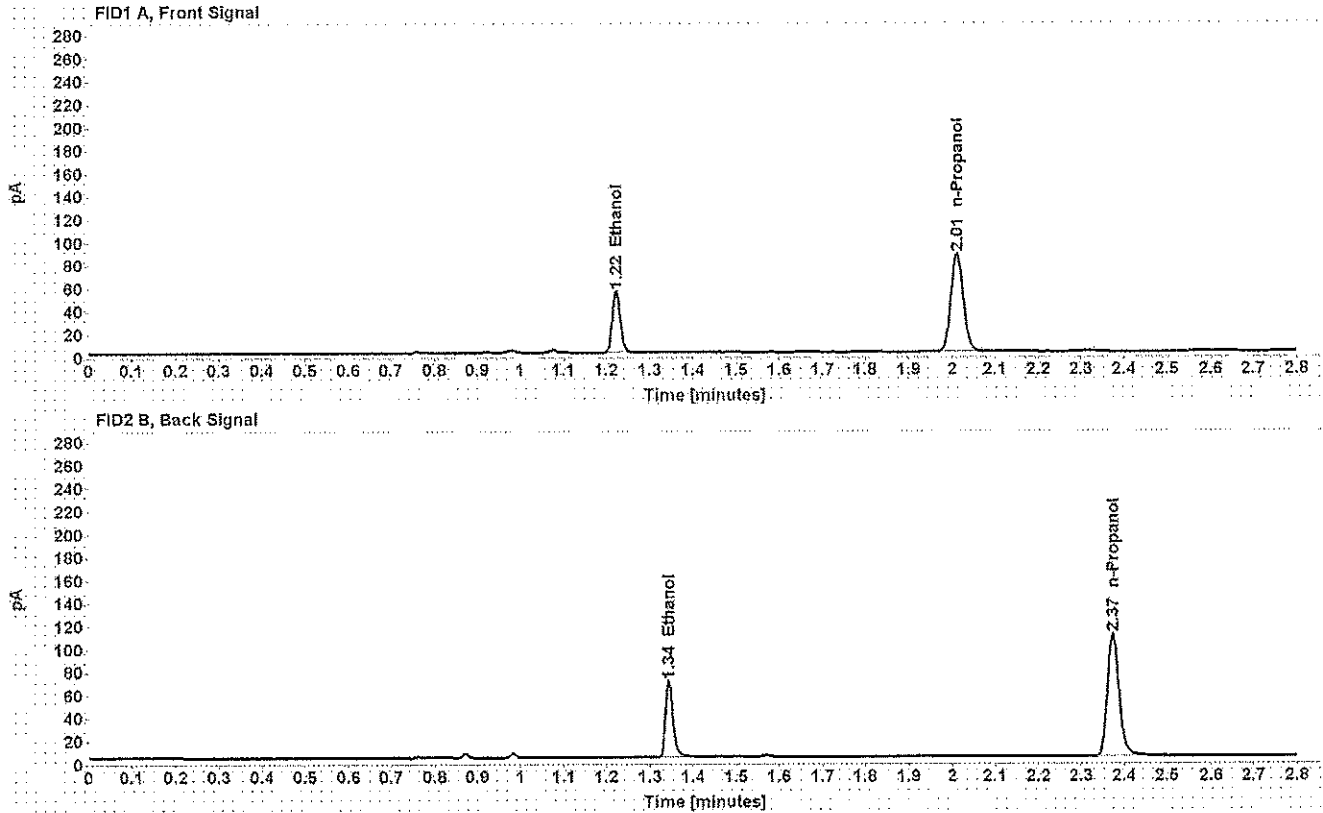


Table 1: FID 1 A (column DB-ALC1)

Compound	Amount (g/100mL)	Time (min)	Peak Area
>Ethanol	0.1053	1.223	68.589
n-Propanol	-----	2.012	173.666

Table 2: FID 2 B (column DB-ALC2)

Compound	Time (min)	Peak Area
Ethanol	1.344	80.899
n-Propanol	2.374	205.424

Scottsdale Police Department Crime Lab Volatiles Analysis

Sample: L18-05-01773-0001 Oh	Item number: 1189383
Injection date: 5/8/2018 12:46:04 PM	Vial: 41
Method: ethanol quant.M	Sequence: 08May18
Instrument: US14173023 CN14160045	Analyst: Adrian
Data file: C:\Chem3211\Data\08May18\41.D	

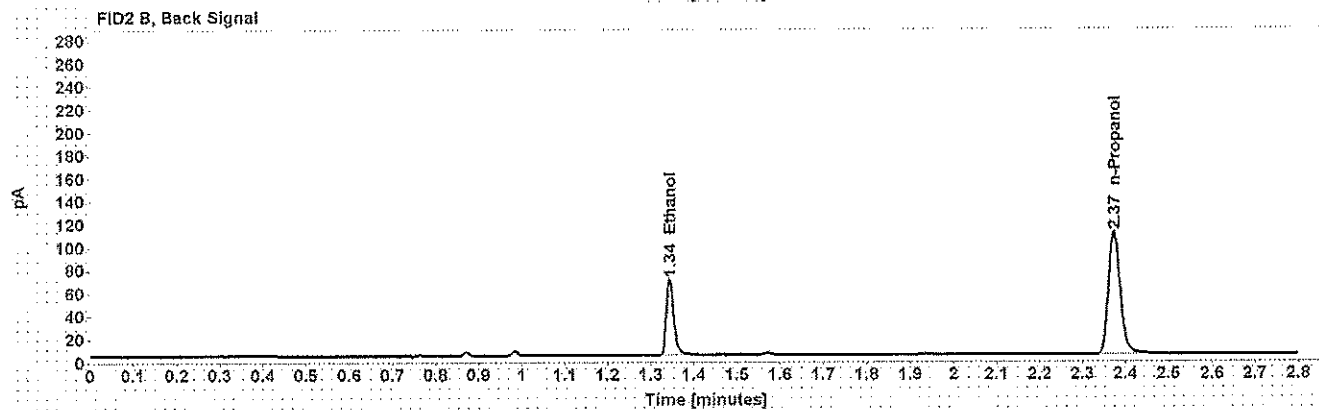
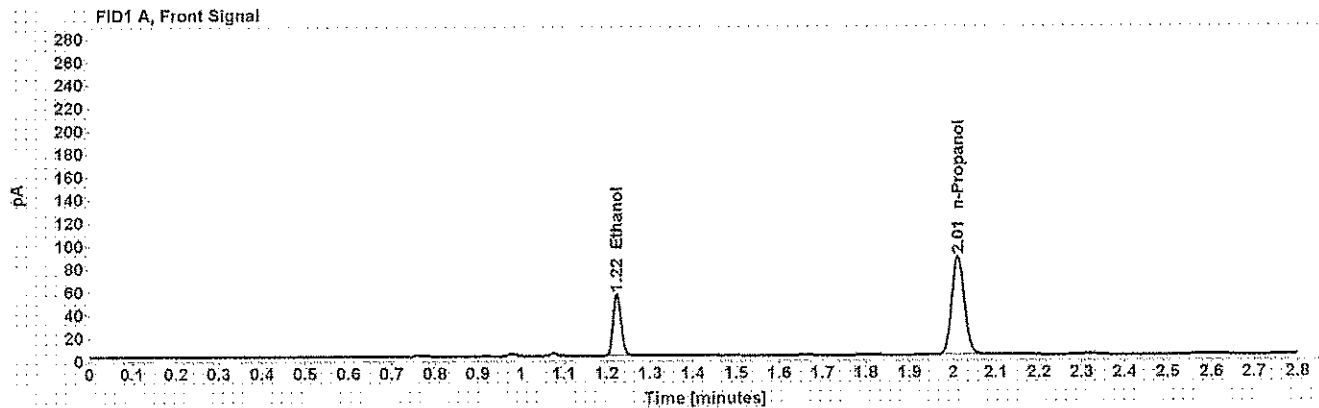


Table 1: FID 1 A (column DB-ALC1)

Compound	Amount (g/100mL)	Time (min)	Peak Area
>Ethanol	0.1051	1.223	68.775
n-Propanol	-----	2.012	174.383

Table 2: FID 2 B (column DB-ALC2)

Compound	Time (min)	Peak Area
Ethanol	1.344	82.463
n-Propanol	2.374	206.274

Scottsdale Police Department Crime Lab Volatiles Analysis

Sample: L18-05-01774-0001 Acedo	Item number: 1190493
Injection date: 5/8/2018 12:54:18 PM	Vial: 43
Method: ethanol quant.M	Sequence: 08May18
Instrument: US14173023 CN14160045	Analyst: Adrian
Data file: C:\Chem32\1\Data\08May18\43.D	

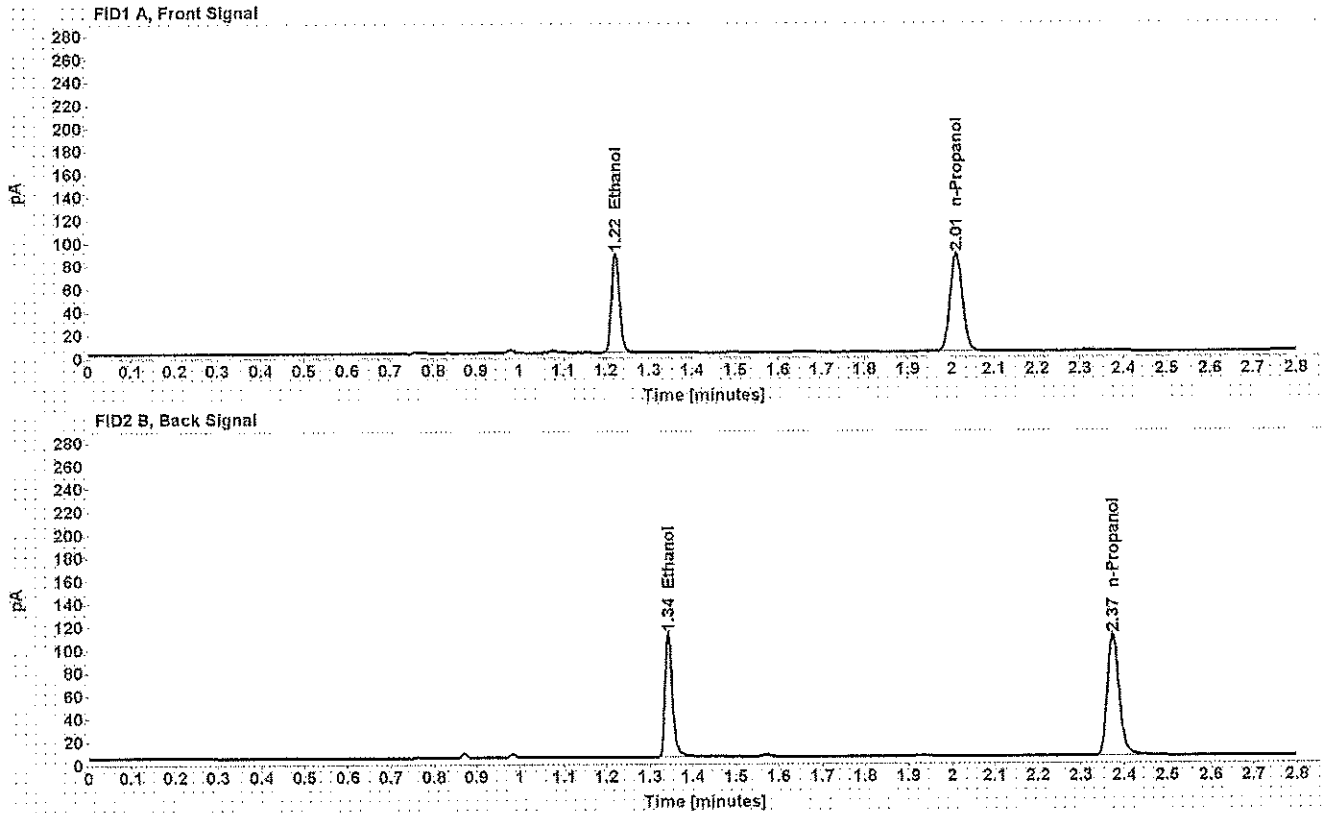


Table 1: FID 1 A (column DB-ALC1)

Compound	Amount (g/100mL)	Time (min)	Peak Area
>Ethanol	0.1694	1.222	110.292
n-Propanol	-----	2.012	173.009

Table 2: FID 2 B (column DB-ALC2)

Compound	Time (min)	Peak Area
Ethanol	1.343	132.314
n-Propanol	2.374	205.232

Scottsdale Police Department Crime Lab Volatiles Analysis

Sample: L18-05-01774-0001 Acedo	Item number: 1190493
Injection date: 5/8/2018 12:58:18 PM	Vial: 44
Method: ethanol quant.M	Sequence: 08May18
Instrument: US14173023 CN14160045	Analyst: Adrian
Data file: C:\Chem32\1\Data\08May18\44.D	

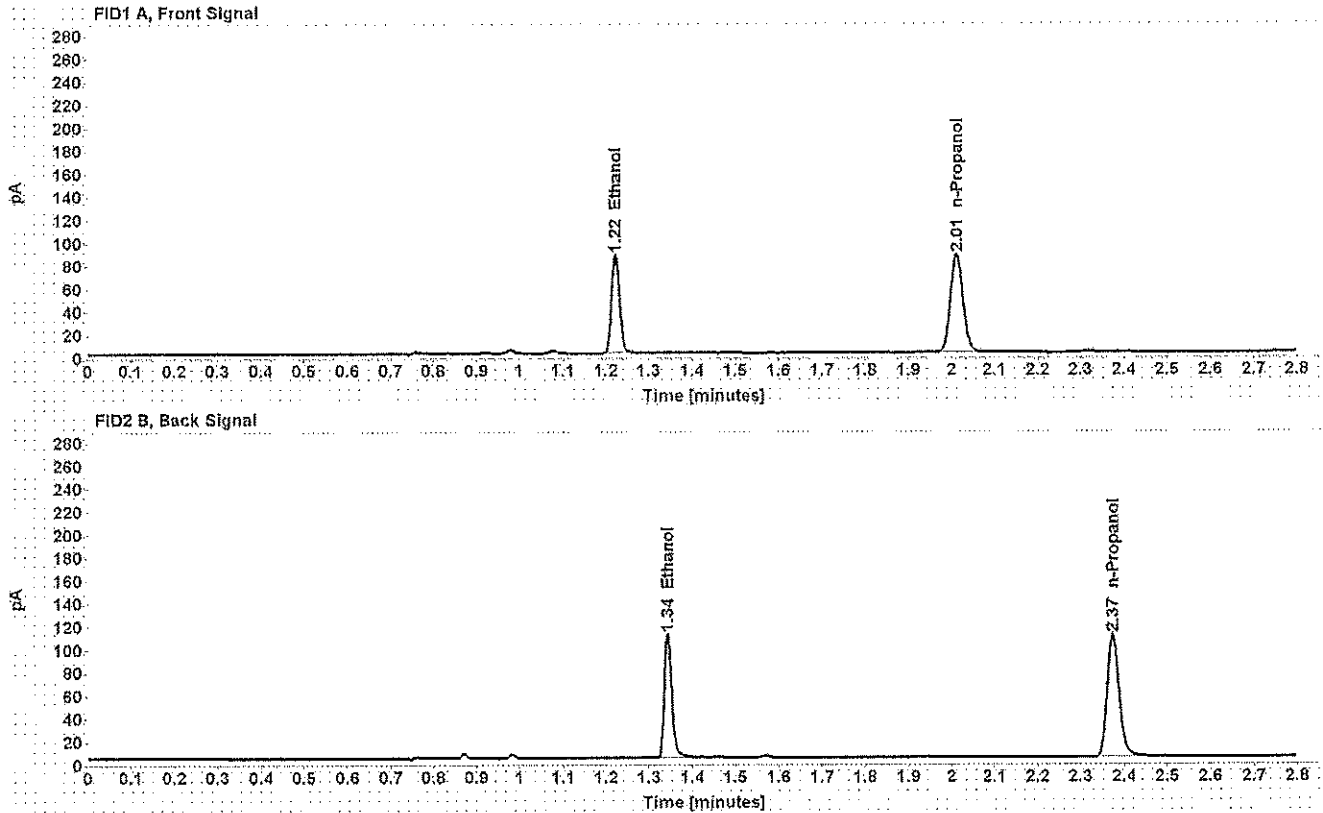


Table 1: FID 1 A (column DB-ALC1)

Compound	Amount (g/100mL)	Time (min)	Peak Area
>Ethanol	0.1679	1.222	110.122
n-Propanol	-----	2.012	174.301

Table 2: FID 2 B (column DB-ALC2)

Compound	Time (min)	Peak Area
Ethanol	1.343	132.270
n-Propanol	2.374	204.983

Scottsdale Police Department Crime Lab Volatiles Analysis

Sample: L18-05-01776-0001 Valentino	Item number: 1209196
Injection date: 5/8/2018 1:02:19 PM	Vial: 45
Method: ethanol quant.M	Sequence: 08May18
Instrument: US14173023 CN14160045	Analyst: Adrian
Data file: C:\Chem32\1\Data\08May18\45.D	

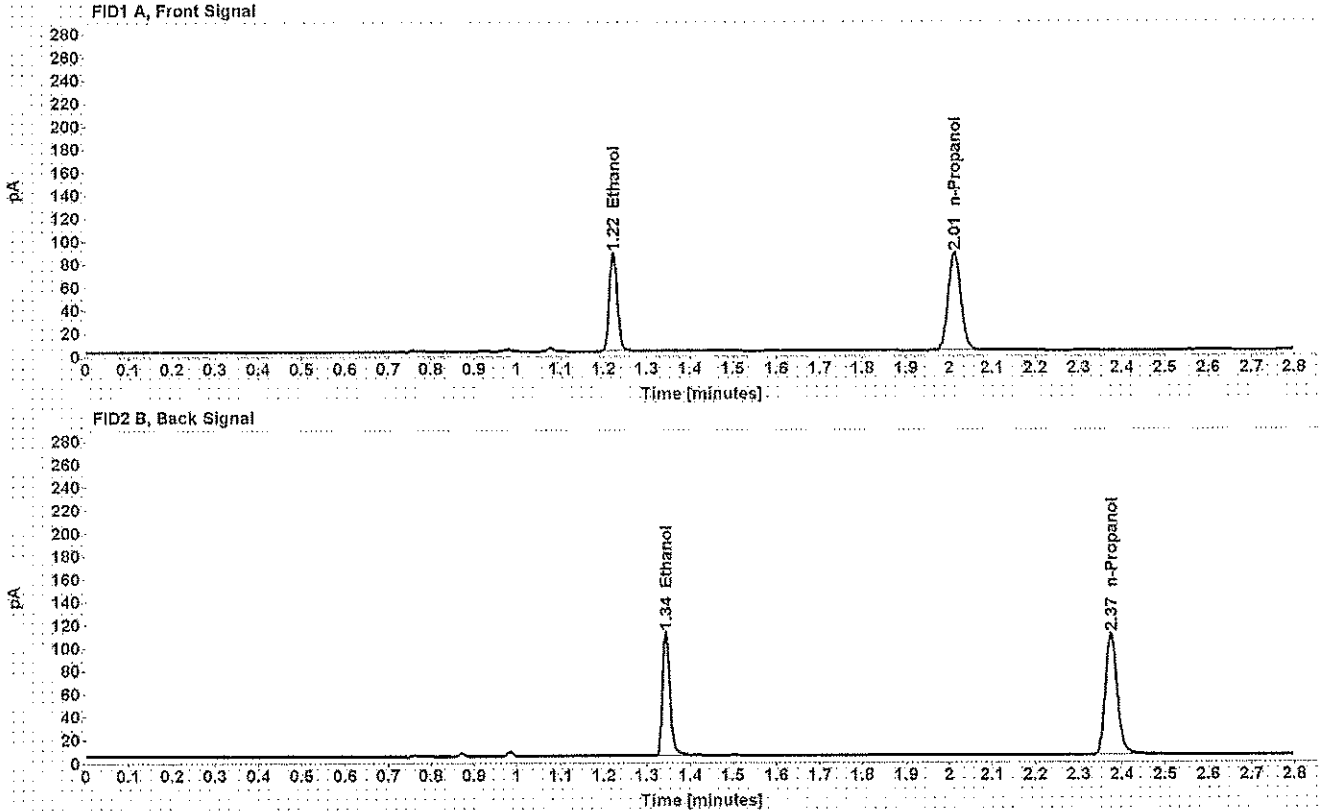


Table 1: FID 1 A (column DB-ALC1)

Compound	Amount (g/100mL)	Time (min)	Peak Area
>Ethanol	0.1681	1.223	109.606
n-Propanol	-----	2.012	173.219

Table 2: FID 2 B (column DB-ALC2)

Compound	Time (min)	Peak Area
Ethanol	1.343	130.552
n-Propanol	2.374	204.360

Scottsdale Police Department Crime Lab Volatiles Analysis

Sample: L18-05-01776-0001 Valentino	Item number: 1209196
Injection date: 5/8/2018 1:06:19 PM	Vial: 46
Method: ethanol quant.M	Sequence: 08May18
Instrument: US14173023 CN14160045	Analyst: Adrian
Data file: C:\Chem32\1\Data\08May18\46.D	

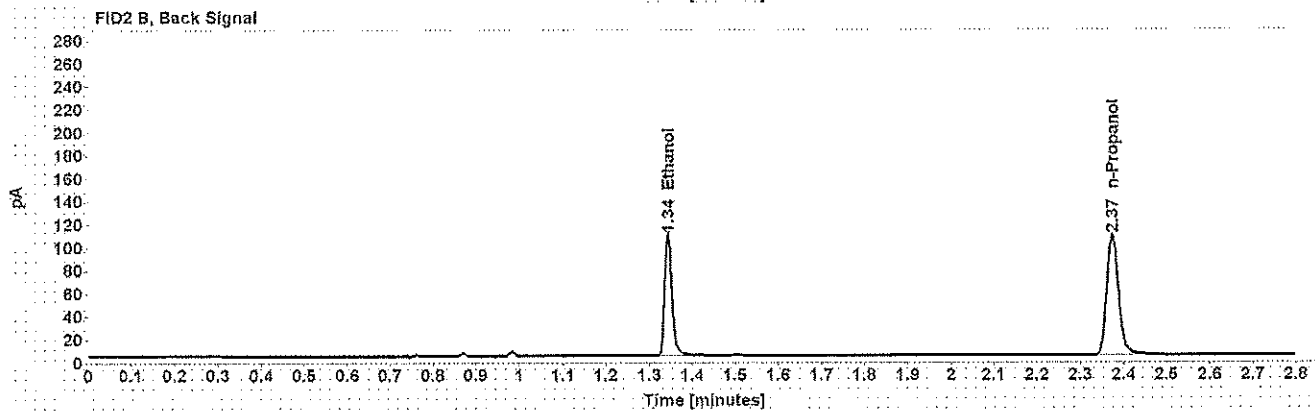
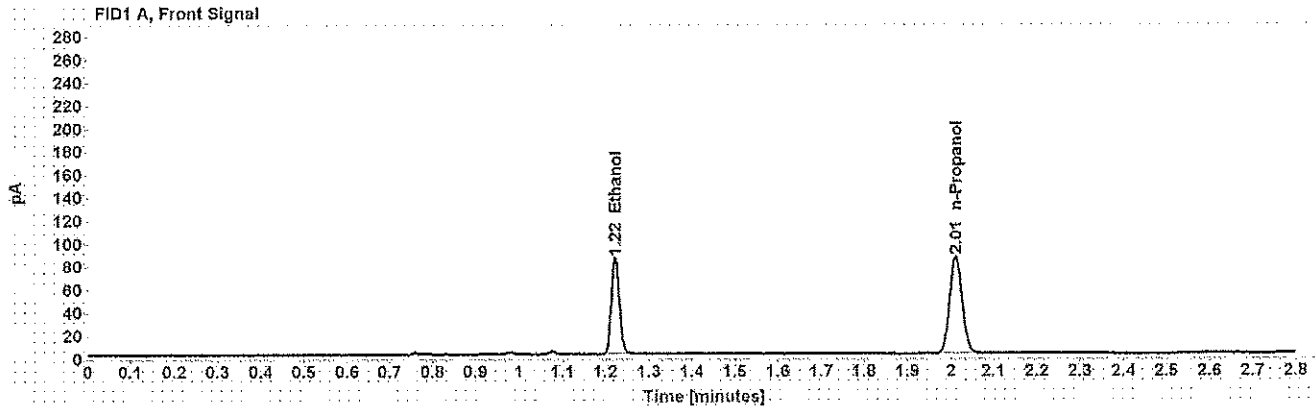


Table 1: FID 1 A (column DB-ALC1)

Compound	Amount (g/100mL)	Time (min)	Peak Area
>Ethanol	0.1670	1.222	107.613
n-Propanol	-----	2.012	171.225

Table 2: FID 2 B (column DB-ALC2)

Compound	Time (min)	Peak Area
Ethanol	1.343	128.039
n-Propanol	2.374	202.138

Scottsdale Police Department Crime Lab Volatiles Analysis

Sample: L18-05-01777-0001 Howe	Item number: 1209766
Injection date: 5/8/2018 1:10:19 PM	Vial: 47
Method: ethanol quant.M	Sequence: 08May18
Instrument: US14173023 CN14160045	Analyst: Adrian
Data file: C:\Chem32\1\Data\08May18\47.D	

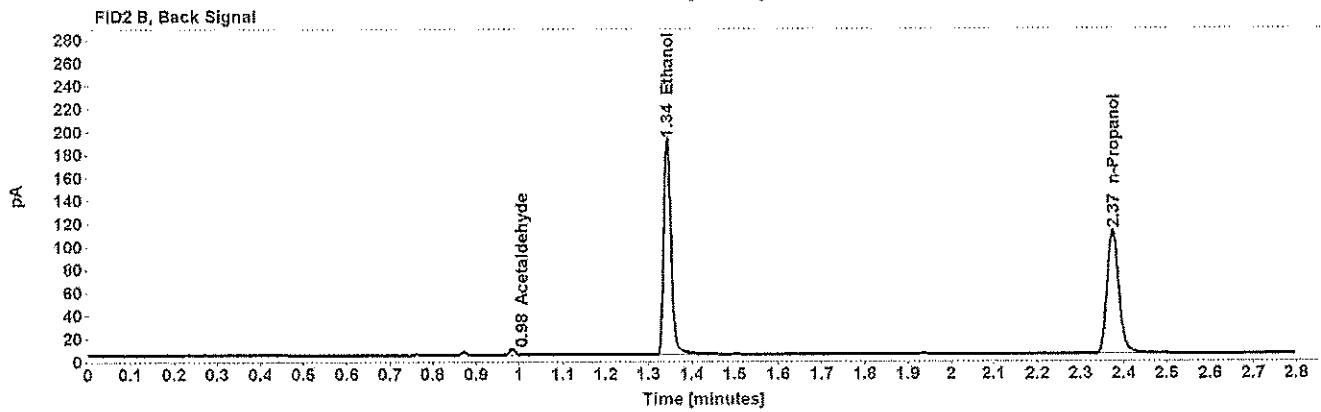
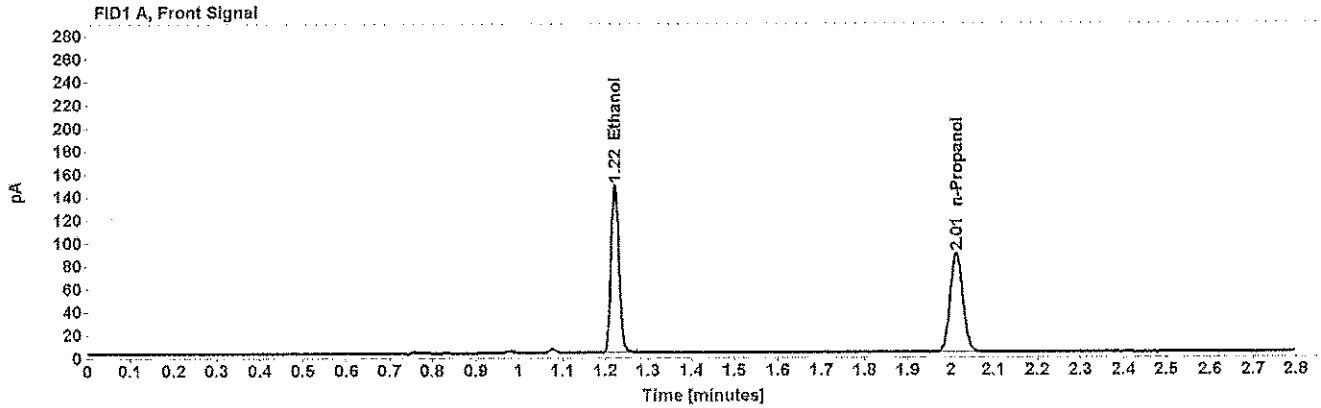


Table 1: FID 1 A (column DB-ALC1)

Compound	Amount (g/100mL)	Time (min)	Peak Area
>Ethanol	0.2830	1.222	187.912
n-Propanol	-----	2.012	176.088

Table 2: FID 2 B (column DB-ALC2)

Compound	Time (min)	Peak Area
Acetaldehyde	0.984	4.681
Ethanol	1.343	224.511
n-Propanol	2.374	208.003

Scottsdale Police Department Crime Lab Volatiles Analysis

Sample: L18-05-01777-0001 Howe	Item number: 1209766
Injection date: 5/8/2018 1:14:18 PM	Vial: 48
Method: ethanol quant.M	Sequence: 08May18
Instrument: US14173023 CN14160045	Analyst: Adrian
Data file: C:\Chem32\1\Data\08May18\48.D	

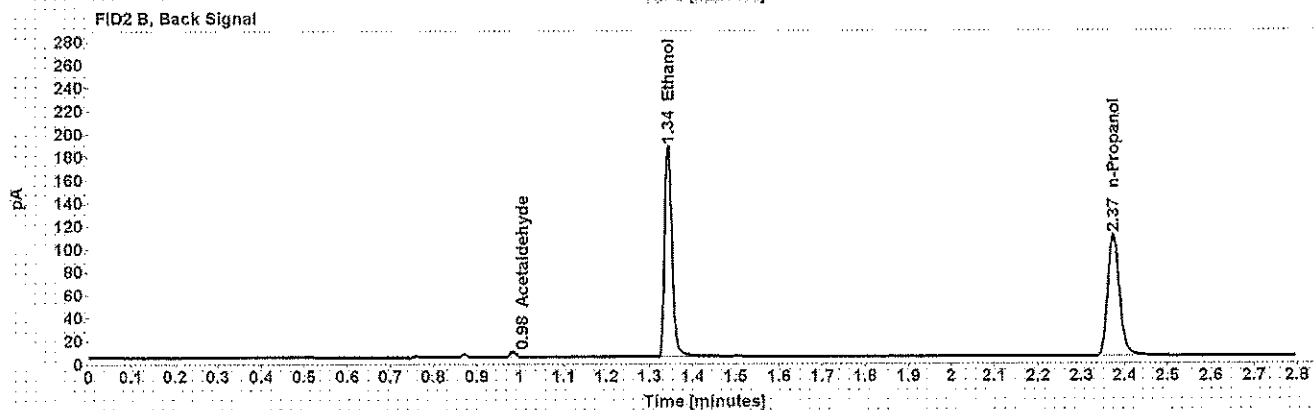
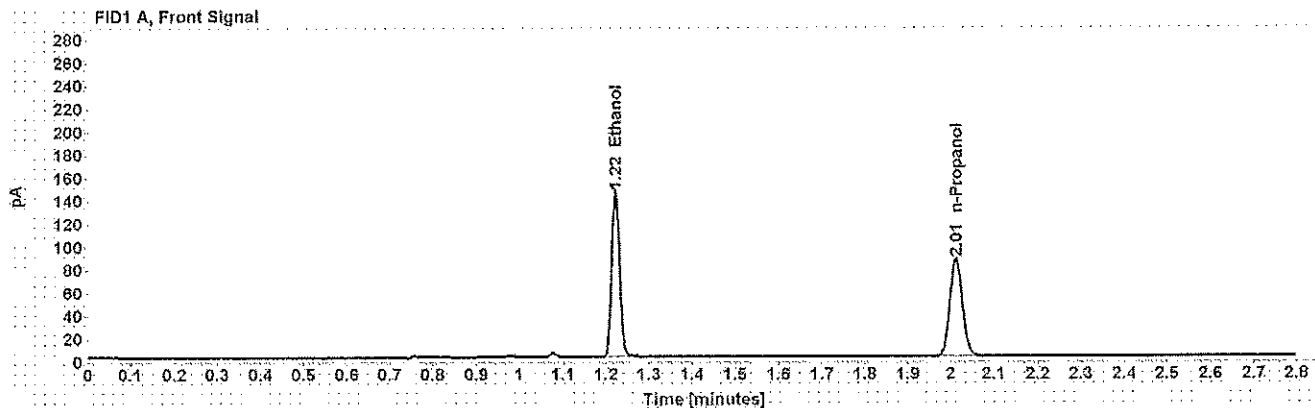


Table 1: FID 1 A (column DB-ALC1)

Compound	Amount (g/100mL)	Time (min)	Peak Area
>Ethanol	0.2825	1.222	184.493
n-Propanol	-----	2.012	173.219

Table 2: FID 2 B (column DB-ALC2)

Compound	Time (min)	Peak Area
Acetaldehyde	0.983	4.643
Ethanol	1.343	220.214
n-Propanol	2.374	204.771

Scottsdale Police Department Crime Lab Volatiles Analysis

Sample:	L18-05-01778-0001 Fisher	Item number:	1209513
Injection date:	5/8/2018 1:18:33 PM	Vial:	49
Method:	ethanol quant.M	Sequence:	08May18
Instrument:	US14173023 CN14160045	Analyst:	Adrian
Data file:	C:\Chem32\1\Data\08May18\49.D		

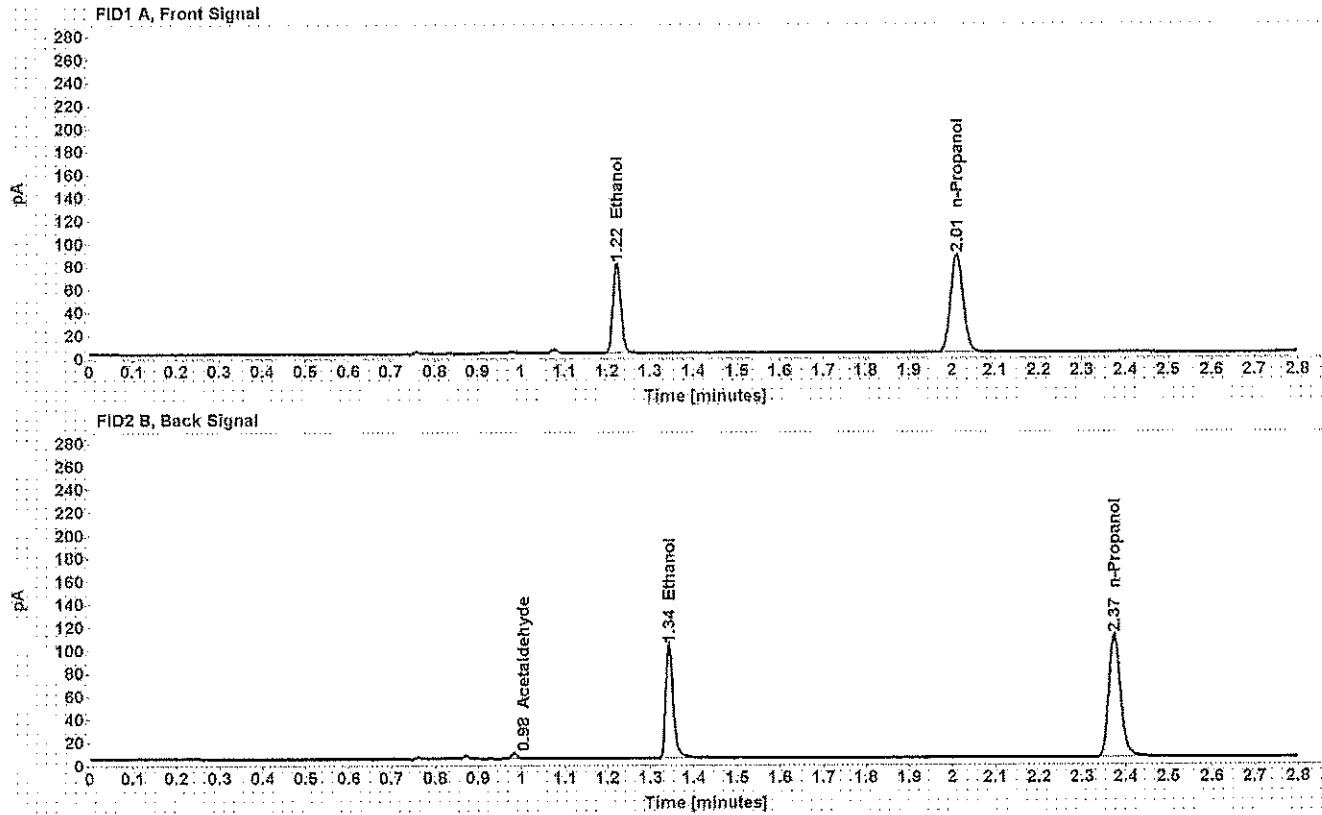


Table 1: FID 1 A (column DB-ALC1)

Compound	Amount (g/100mL)	Time (min)	Peak Area
>Ethanol	0.1533	1.223	100.507
n-Propanol	-----	2.012	174.344

Table 2: FID 2 B (column DB-ALC2)

Compound	Time (min)	Peak Area
Acetaldehyde	0.983	4.483
Ethanol	1.343	119.753
n-Propanol	2.374	205.789

Scottsdale Police Department Crime Lab Volatiles Analysis

Sample: L18-05-01778-0001 Fisher	Item number: 1209513
Injection date: 5/8/2018 1:22:34 PM	Vial: 50
Method: ethanol quant.M	Sequence: 08May18
Instrument: US14173023 CN14160045	Analyst: Adrian
Data file: C:\Chem3211\Data\08May18\50.D	

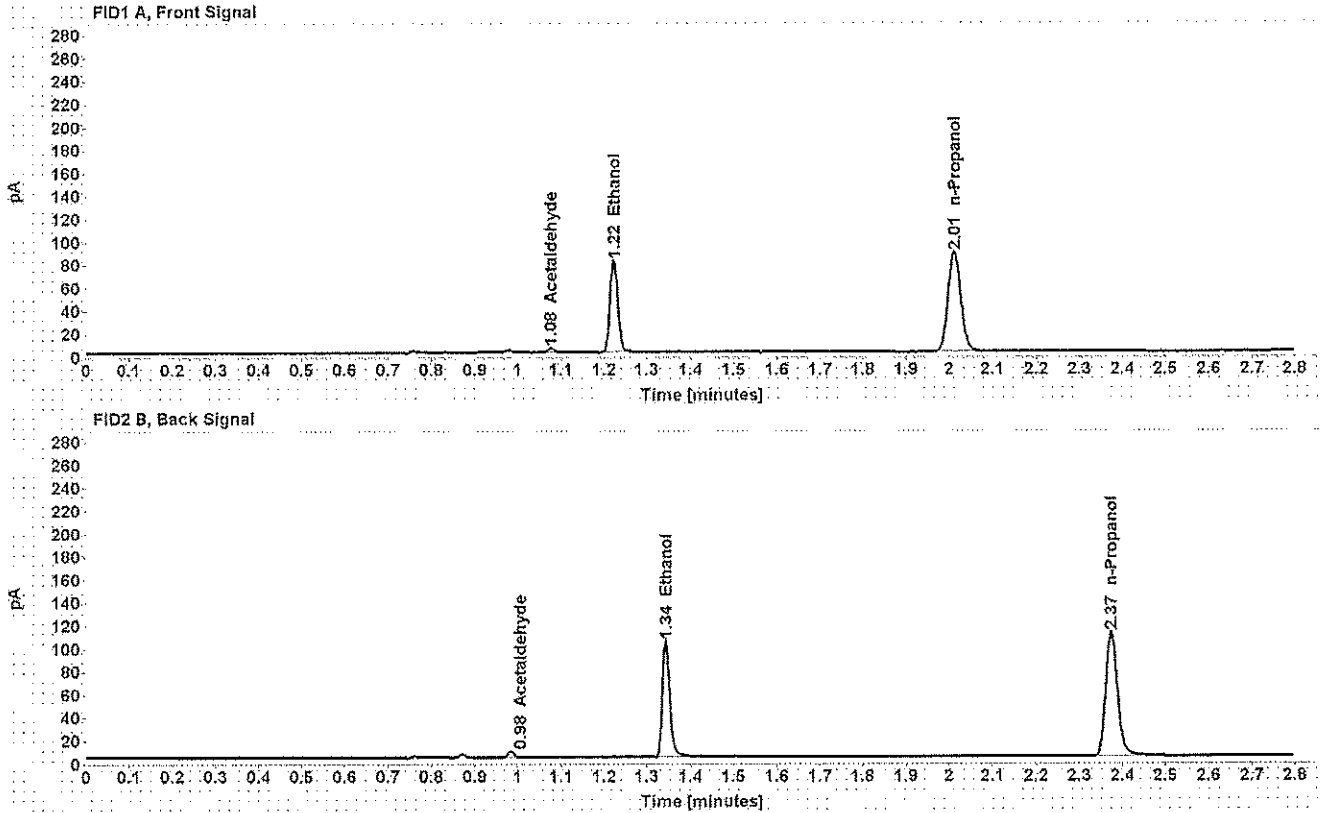


Table 1: FID 1 A (column DB-ALC1)

Compound	Amount (g/100mL)	Time (min)	Peak Area
Acetaldehyde	-----	1.076	4.031
>Ethanol	0.1545	1.223	102.778
n-Propanol	-----	2.012	176.840

Table 2: FID 2 B (column DB-ALC2)

Compound	Time (min)	Peak Area
Acetaldehyde	0.983	5.090
Ethanol	1.343	122.365
n-Propanol	2.374	209.074

Scottsdale Police Department Crime Lab Volatiles Analysis

Sample:	L18-05-01779-0001 Key	Item number:	1209471
Injection date:	5/8/2018 1:26:34 PM	Vial:	51
Method:	ethanol quant.M	Sequence:	08May18
Instrument:	US14173023 CN14160045	Analyst:	Adrian
Data file:	C:\Chem32\1\Data\08May18\51.D		

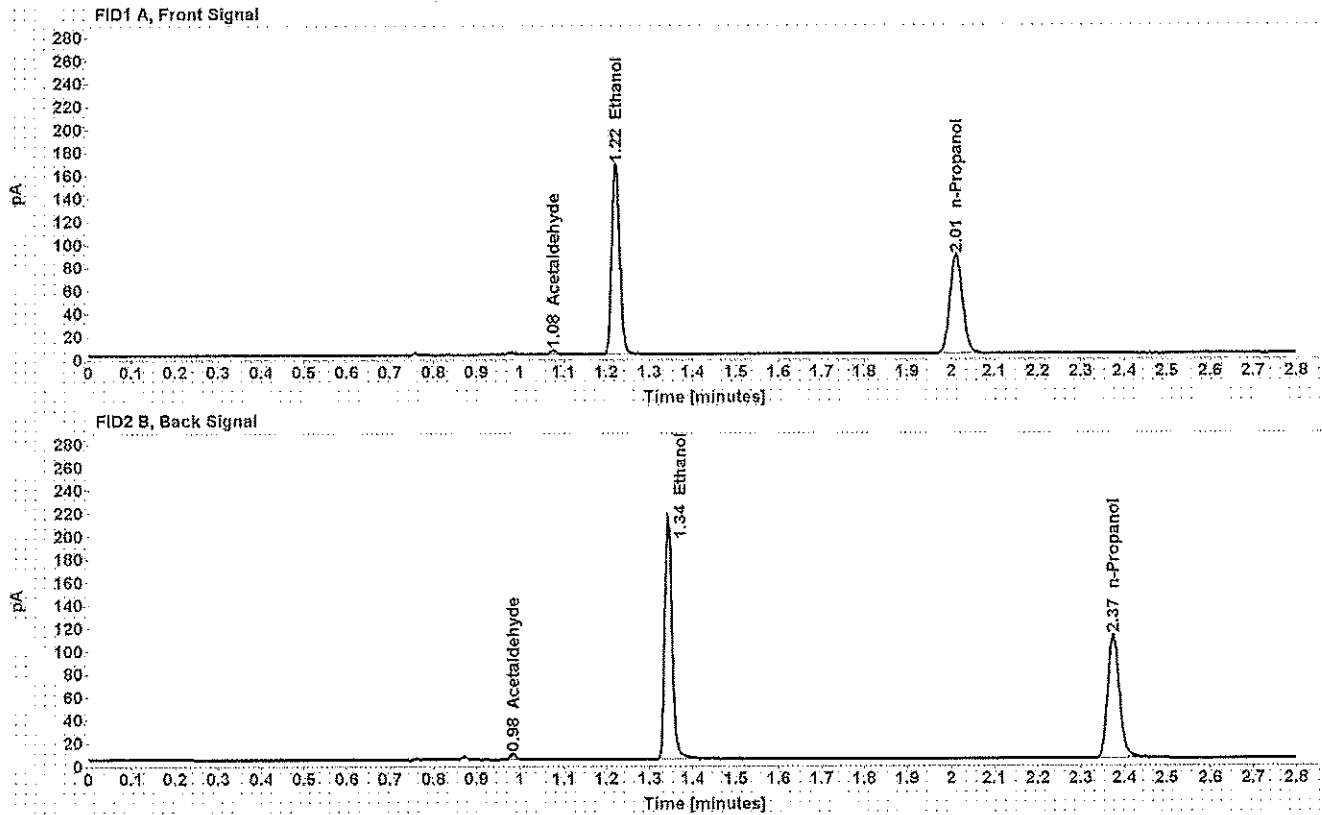


Table 1: FID 1 A (column DB-ALC1)

Compound	Amount (g/100mL)	Time (min)	Peak Area
Acetaldehyde	-----	1.076	3.781
>Ethanol	0.3210	1.222	212.771
n-Propanol	-----	2.012	175.740

Table 2: FID 2 B (column DB-ALC2)

Compound	Time (min)	Peak Area
Acetaldehyde	0.983	4.786
Ethanol	1.342	254.136
n-Propanol	2.374	204.966

Scottsdale Police Department Crime Lab Volatiles Analysis

Sample: L18-05-01779-0001 Key	Item number: 1209471
Injection date: 5/8/2018 1:30:34 PM	Vial: 52
Method: ethanol quant.M	Sequence: 08May18
Instrument: US14173023 CN14160045	Analyst: Adrian
Data file: C:\Chem3211\Data\08May18\52.D	

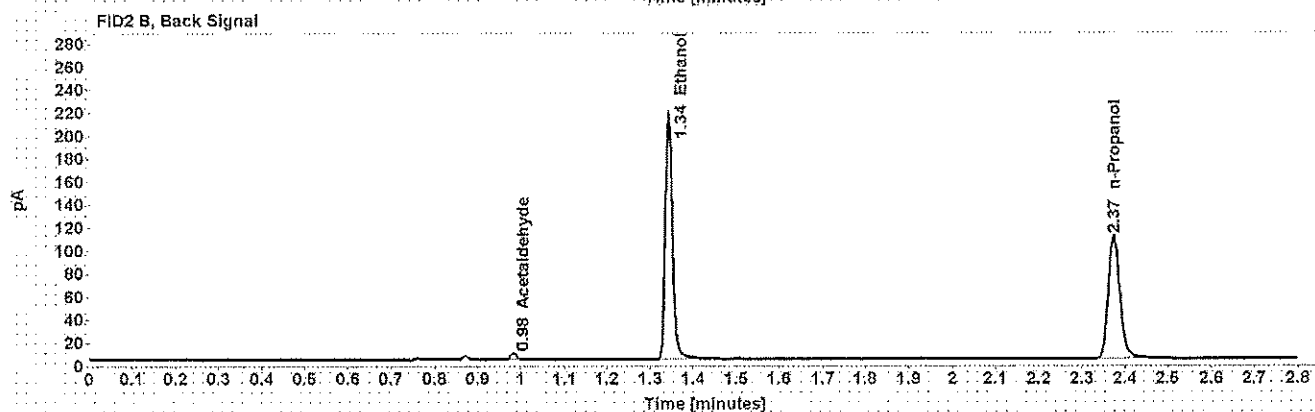
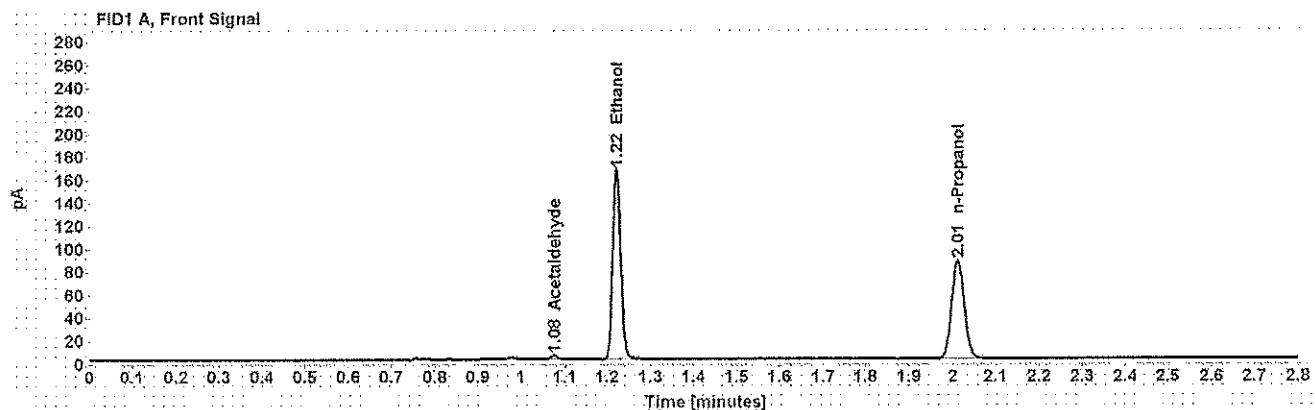


Table 1: FID 1 A (column DB-ALC1)

Compound	Amount (g/100mL)	Time (min)	Peak Area
Acetaldehyde	-----	1.076	3.887
>Ethanol	0.3228	1.222	212.655
n-Propanol	-----	2.012	174.638

Table 2: FID 2 B (column DB-ALC2)

Compound	Time (min)	Peak Area
Acetaldehyde	0.983	4.897
Ethanol	1.342	254.445
n-Propanol	2.374	203.700

Scottsdale Police Department Crime Lab Volatiles Analysis

Sample: L18-05-01781-0001 Willand	Item number: 1213288
Injection date: 5/8/2018 1:38:34 PM	Vial: 54
Method: ethanol quant.M	Sequence: 08May18
Instrument: US14173023 CN14160045	Analyst: Adrian
Data file: C:\Chem3211\Data\08May18\54.D	

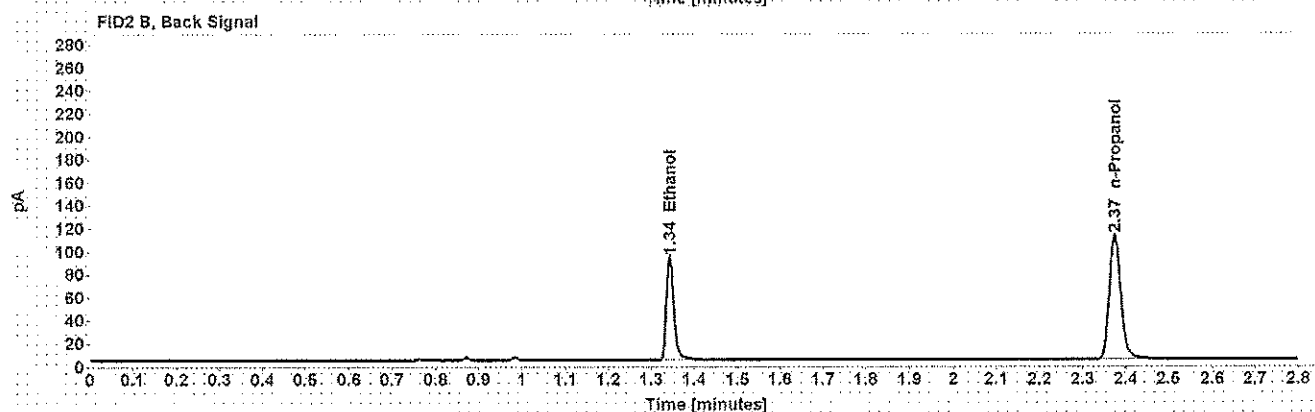
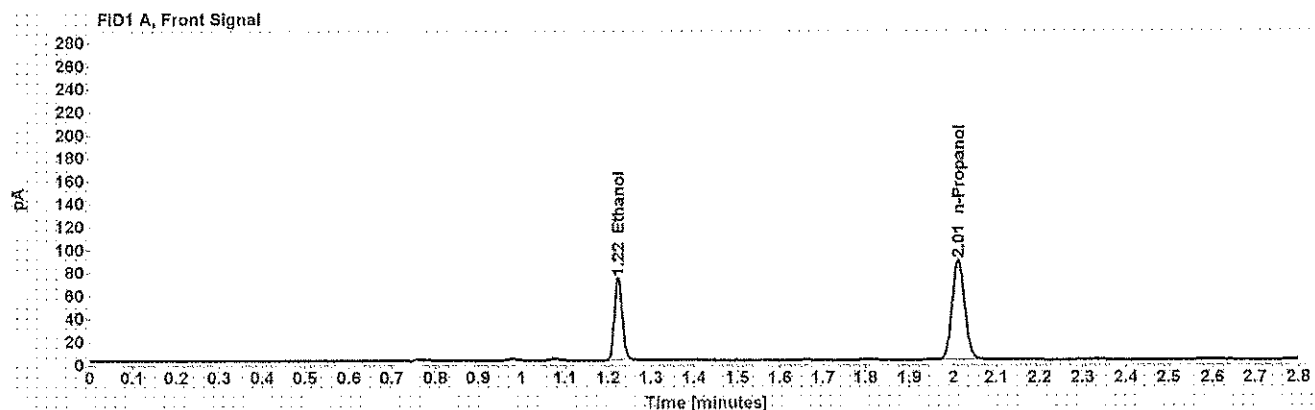


Table 1: FID 1 A (column DB-ALC1)

Compound	Amount (g/100mL)	Time (min)	Peak Area
>Ethanol	0.1382	1.223	91.805
n-Propanol	-----	2.012	176.672

Table 2: FID 2 B (column DB-ALC2)

Compound	Time (min)	Peak Area
Ethanol	1.343	109.159
n-Propanol	2.374	208.458

Scottsdale Police Department Crime Lab Volatiles Analysis

Sample: L18-05-01781-0001 Willand	Item number: 1213288
Injection date: 5/8/2018 1:42:49 PM	Vial: 55
Method: ethanol quant.M	Sequence: 08May18
Instrument: US14173023 CN14160045	Analyst: Adrian
Data file: C:\Chem32\1\Data\08May18\55.D	

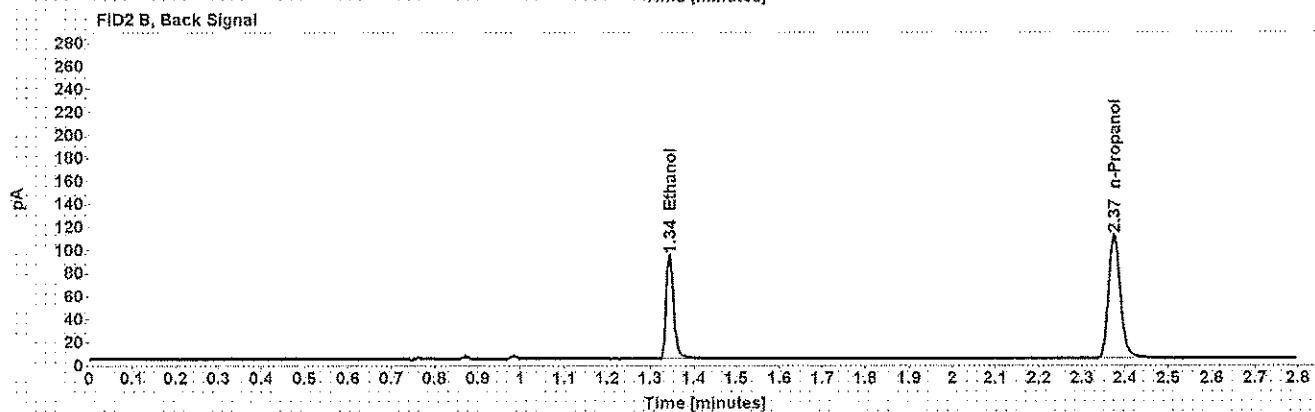
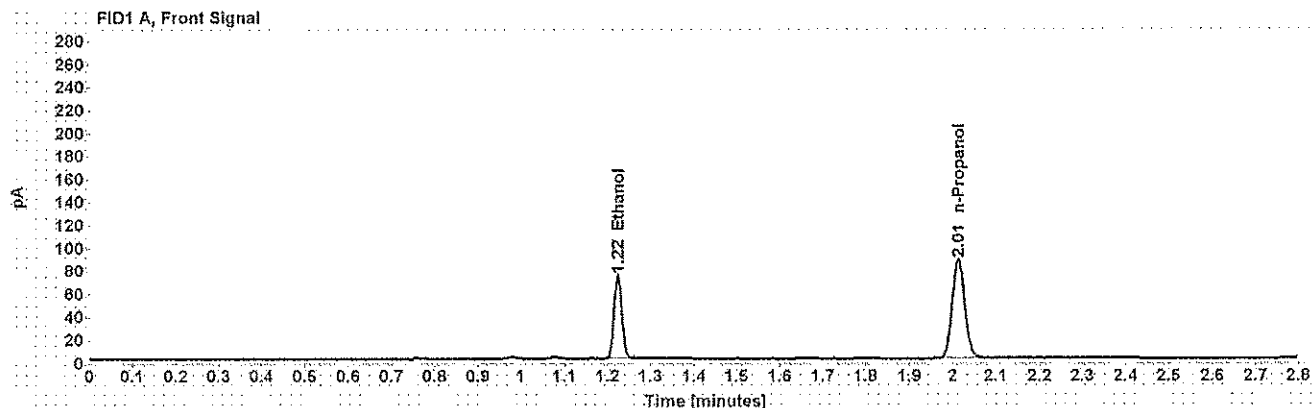


Table 1: FID 1 A (column DB-ALC1)

Compound	Amount (g/100mL)	Time (min)	Peak Area
>Ethanol	0.1401	1.223	92.407
n-Propanol	-----	2.013	175.411

Table 2: FID 2 B (column DB-ALC2)

Compound	Time (min)	Peak Area
Ethanol	1.344	109.903
n-Propanol	2.375	207.050

Scottsdale Police Department Crime Lab Volatiles Analysis

Sample: L18-05-01782-0001 Arguelles	Item number: 1213113
Injection date: 5/8/2018 1:46:49 PM	Vial: 56
Method: ethanol quant.M	Sequence: 08May18
Instrument: US14173023 CN14160045	Analyst: Adrian
Data file: C:\Chem3211\Data\08May18\56.D	

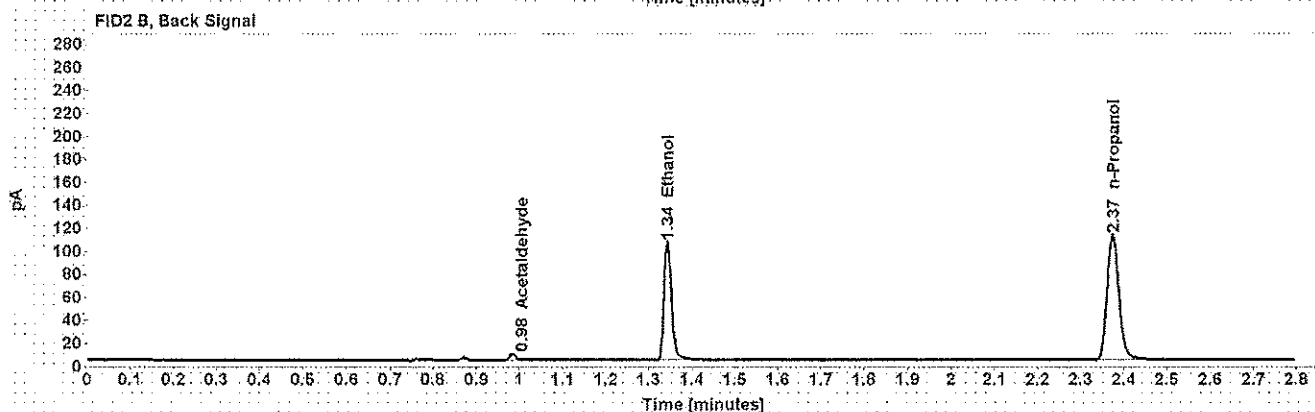
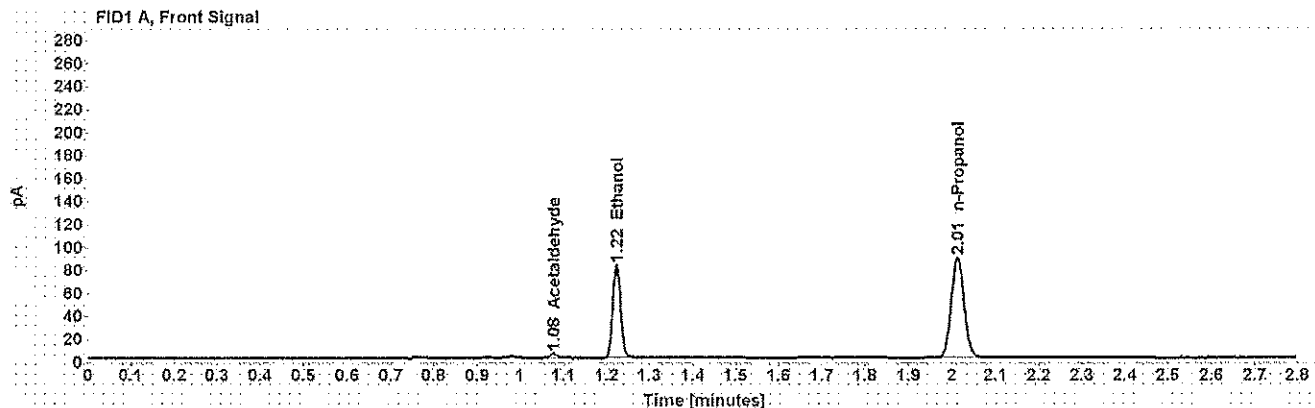


Table 1: FID 1 A (column DB-ALC1)

Compound	Amount (g/100mL)	Time (min)	Peak Area
Acetaldehyde	-----	1.077	3.981
>Ethanol	0.1563	1.223	104.582
n-Propanol	-----	2.012	177.876

Table 2: FID 2 B (column DB-ALC2)

Compound	Time (min)	Peak Area
Acetaldehyde	0.984	4.990
Ethanol	1.343	124.198
n-Propanol	2.374	210.212

Scottsdale Police Department Crime Lab Volatiles Analysis

Sample: L18-05-01782-0001 Arguelles	Item number: 1213113
Injection date: 5/8/2018 1:50:49 PM	Vial: 57
Method: ethanol quant.M	Sequence: 08May18
Instrument: US14173023 CN14160045	Analyst: Adrian
Data file: C:\Chem32\1\Data\08May18\57.D	

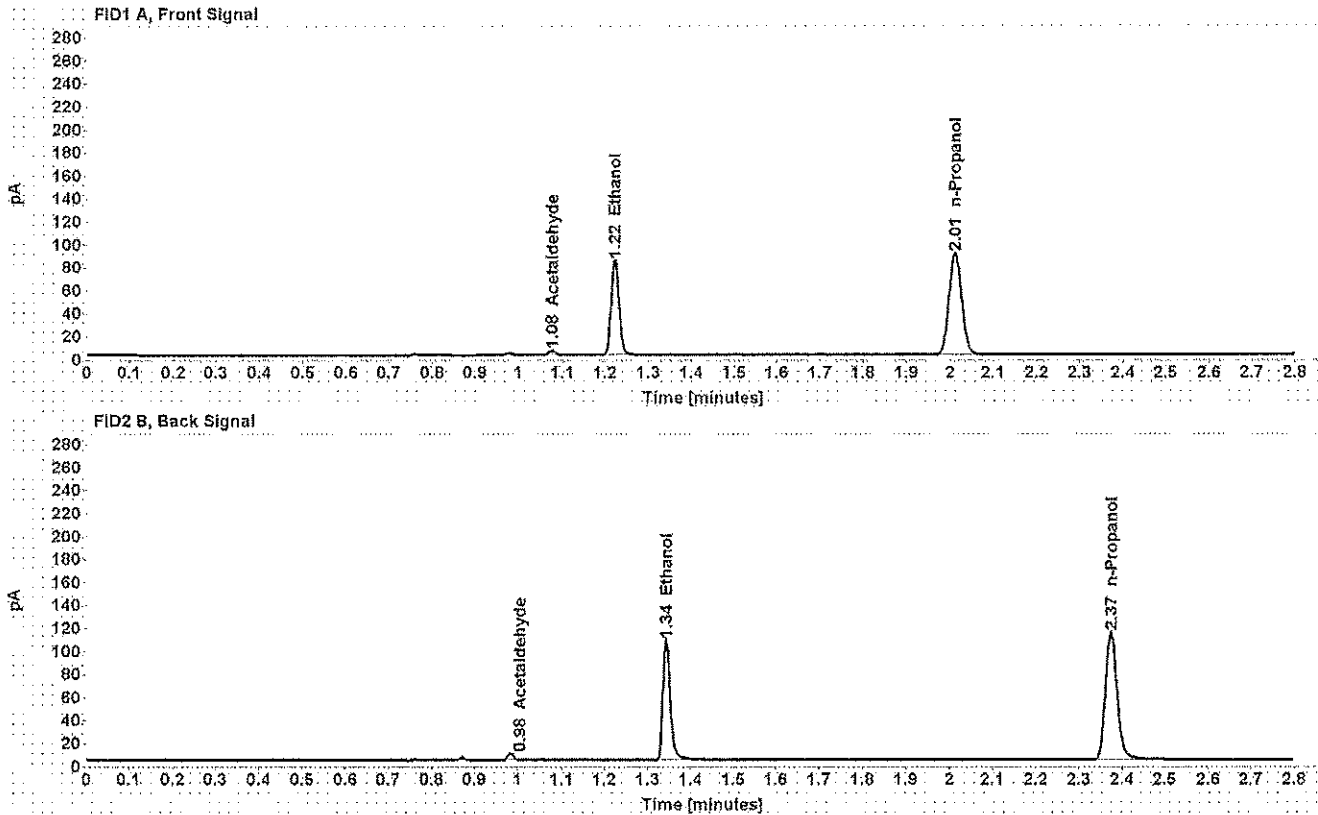


Table 1: FID 1 A (column DB-ALC1)

Compound	Amount (g/100mL)	Time (min)	Peak Area
Acetaldehyde	-----	1.077	4.151
>Ethanol	0.1557	1.223	105.802
n-Propanol	-----	2.012	180.632

Table 2: FID 2 B (column DB-ALC2)

Compound	Time (min)	Peak Area
Acetaldehyde	0.984	5.214
Ethanol	1.343	125.890
n-Propanol	2.374	213.711