

SCOTTSDALE POLICE DEPARTMENT CRIME LABORATORY BLOOD ALCOHOL FACE SHEET

ANALYSIS DATE 6/26/2018 SEQUENCE NAME 26Jun18

EQUIPMENT

Pipettor Hamilton ML600EH7497 Hamilton ML600GJ10749
 Gas Chromatograph Agilent US14173023

INSTRUMENT CALIBRATION

Vial 1 0.02 calibrator Lot FN03241604 Coefficient of determination (r²)
 Vial 2 0.10 calibrator Lot FN06181501 0.99999
 Vial 3 0.20 calibrator Lot FN07201502
 Vial 4 0.40 calibrator Lot FN11191402

CALIBRATION VERIFICATION AND RESOLUTION TEST

Vial	Sample	Expected result	Measured result	Manufacturer/lot
5	Blank	Not detected	Not detected	SPD lab 042518
6	Volatiles mixture	6 compounds	6 compounds	SPD lab 020917WLA
7	Aqueous control	0.400 g/dL	0.403 g/dL	Lipomed 08012015-C
8	Aqueous control	0.040 g/dL	0.039 g/dL	Lipomed 09022015-A
9	Blood control	0.198 g/dL	0.199 g/dL	ACQ 407041529/3
20	Aqueous control	0.080 g/dL	0.081 g/dL	Lipomed 28082014-B
31	Aqueous control	0.150 g/dL	0.156 g/dL	Lipomed 09022015-C
42	Blood control	0.198 g/dL	0.201 g/dL	ACQ 407041529/3
53	Aqueous control	0.080 g/dL	0.081 g/dL	Lipomed 28082014-B
64	Aqueous control	0.150 g/dL	0.154 g/dL	Lipomed 09022015-C
69	Aqueous control	0.400 g/dL	0.413 g/dL	Lipomed 08012015-C
70	Aqueous control	0.040 g/dL	0.040 g/dL	Lipomed 09022015-A
71	Blood control	0.198 g/dL	0.204 g/dL	ACQ 407041529/3
72	Blank	Not detected	Not detected	SPD lab 042518

SUBJECT SAMPLES

Subjects in the sequence 27 Subjects requiring reanalysis 0

ADDITIONAL NOTES: All testing proceeded as expected.

Run valid WAB1570 6/27/18 Analyst
 Run invalid
 Run valid KOSECKI 6/28/18 Technical Reviewer
 Run invalid

Scottsdale Police Department Crime Laboratory Sequence Quality Assurance Summary

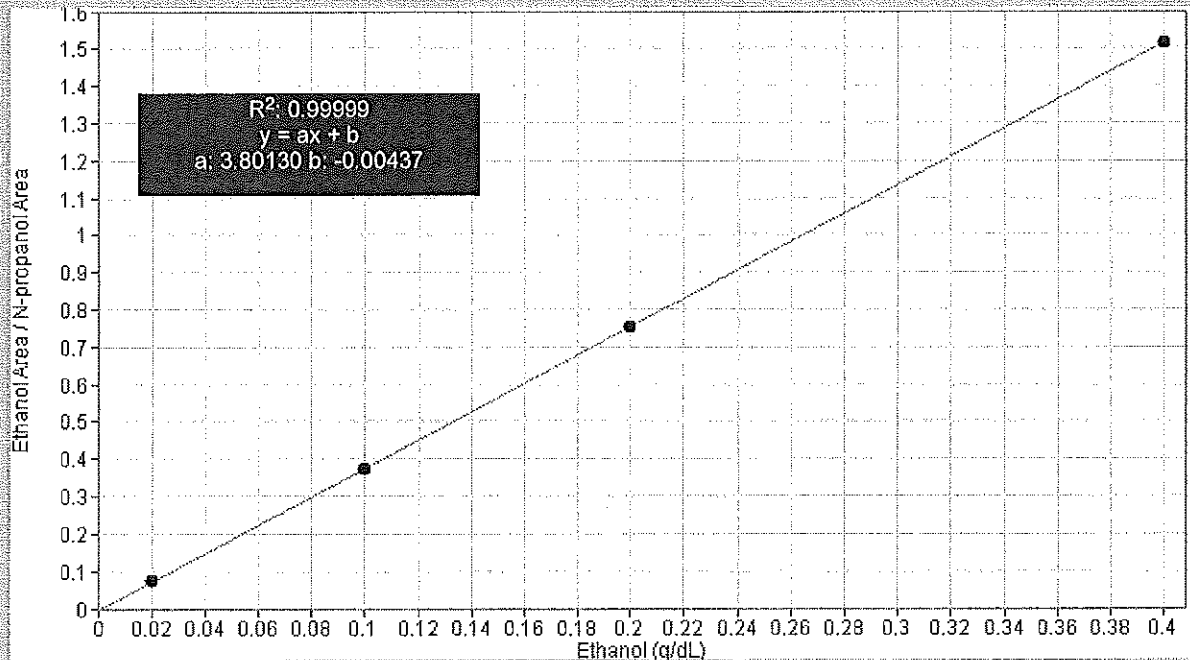
SEQUENCE NAME: 26Jun18

ANALYST: Adrian WA

Sample Name	Vial	Measured Value (g/dL)	Expected Value (g/dL)	Percent Difference	Absolute Difference (g/dL)
blank 042518	5	negative	negative		-
0.400 Lipomed 08012015-C	7	0.403	0.400	0.75	0.003
0.040 Lipomed 09022015-A	8	0.039	0.040	2.50	-0.001
0.198 ACQ 407041529/3	9	0.199	0.198	0.51	0.001
0.080 Lipomed 28082014-B	20	0.081	0.080	1.25	0.001
0.150 Lipomed 09022015-C	31	0.156	0.150	4.00	0.006
0.198 ACQ 407041529/3	42	0.201	0.198	1.52	0.003
0.080 Lipomed 28082014-B	53	0.081	0.080	1.25	0.001
0.150 Lipomed 09022015-C	64	0.154	0.150	2.67	0.004
0.40 Lipomed 08012015-C	69	0.413	0.400	3.25	0.013
0.04 Lipomed 09022015-A	70	0.040	0.040	0.00	0.000
0.198 ACQ 407041529/3	71	0.204	0.198	3.03	0.006
blank 042518	72	negative	negative	-	-

Calibrator	Ethanol Area	N-propanol Area	Ratio
0.020	12.552	170.627	0.074
0.100	63.364	169.097	0.375
0.200	127.385	168.985	0.754
0.400	253.431	167.023	1.517

Calibration Line



Scottsdale Police Department Crime Lab Volatiles Analysis

WA

Sample: 0.020 Cerilliant FN03241604	Item number:
Injection date: 6/26/2018 9:55:54 AM	Vial: 1
Method: ethanol quant.M	Sequence: 26Jun18
Instrument: US14173023 CN14160045	Analyst: Adrian
Data file: C:\Chem32\1\Data\26Jun18\1.D	

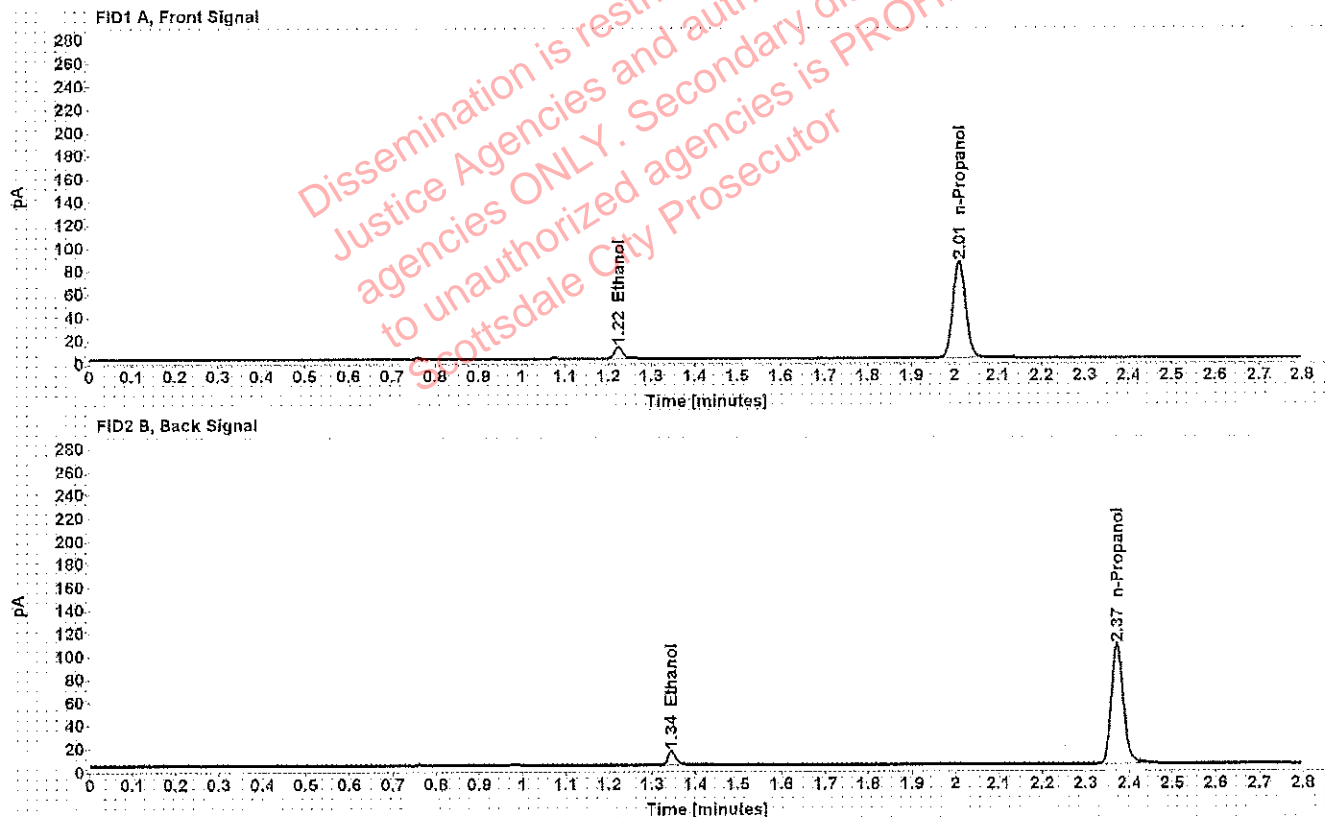


Table 1: FID 1 A (column DB-ALC1)

Compound	Time (min)	Peak Area
Ethanol	1.223	12.552
n-Propanol	2.010	170.627

Table 2: FID 2 B (column DB-ALC2)

Compound	Time (min)	Peak Area
Ethanol	1.344	14.489
n-Propanol	2.372	199.238

Scottsdale Police Department Crime Lab Volatiles Analysis

WA

Sample: 0.100 Cerilliant FN06181501	Item number:
Injection date: 6/26/2018 9:59:54 AM	Vial: 2
Method: ethanol quant.M	Sequence: 26Jun18
Instrument: US14173023 CN14160045	Analyst: Adrian
Data file: C:\Chem32\1\Data\26Jun18\2.D	

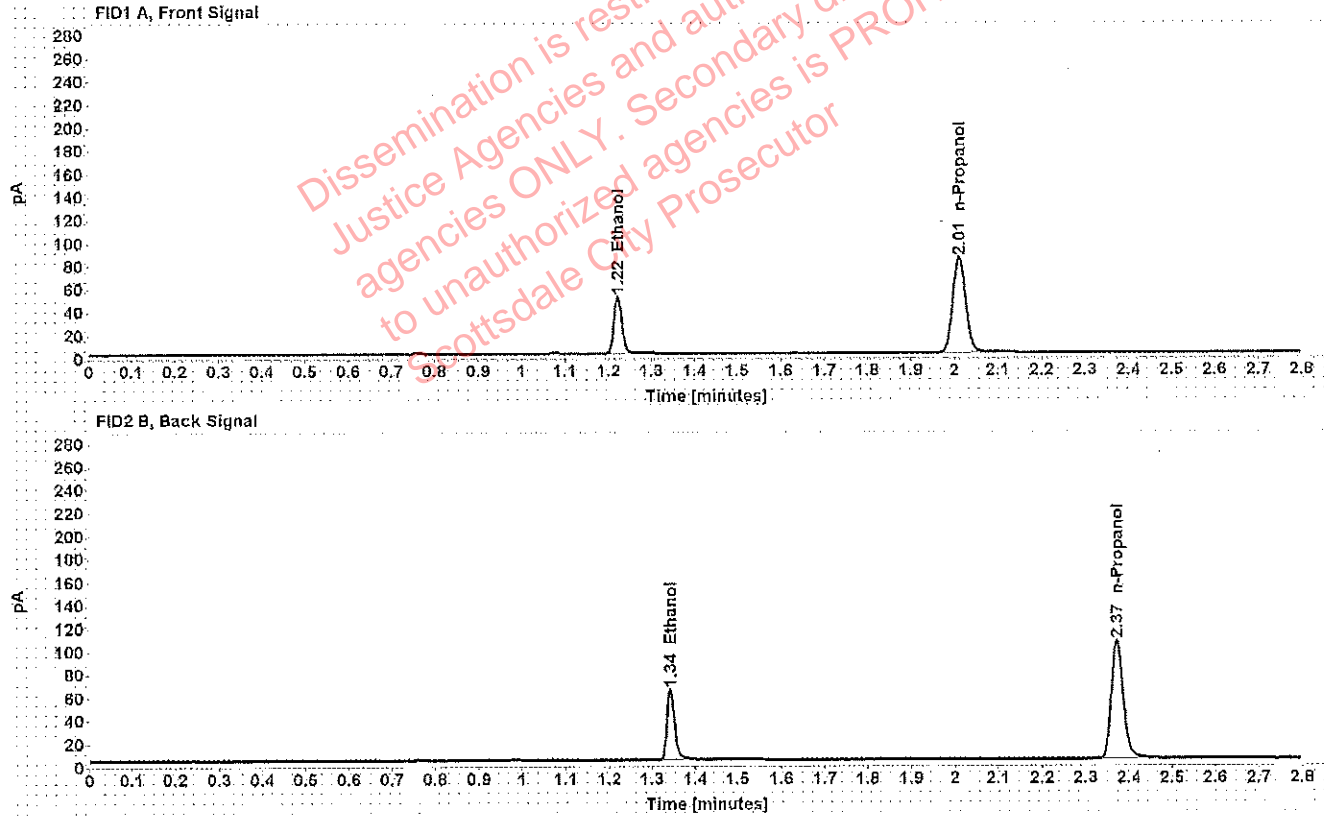


Table 1: FID 1 A (column DB-ALC1)

Compound	Time (min)	Peak Area
Ethanol	1.222	63.364
n-Propanol	2.011	169.097

Table 2: FID 2 B (column DB-ALC2)

Compound	Time (min)	Peak Area
Ethanol	1.342	74.708
n-Propanol	2.372	197.371

Scottsdale Police Department Crime Lab Volatiles Analysis

WA

Sample: 0.200 Cerilliant FN07201502	Item number:
Injection date: 6/26/2018 10:03:54 AM	Vial: 3
Method: ethanol quant.M	Sequence: 26Jun18
Instrument: US14173023 CN14160045	Analyst: Adrian
Data file: C:\Chem32\1\Data\26Jun18\3.D	

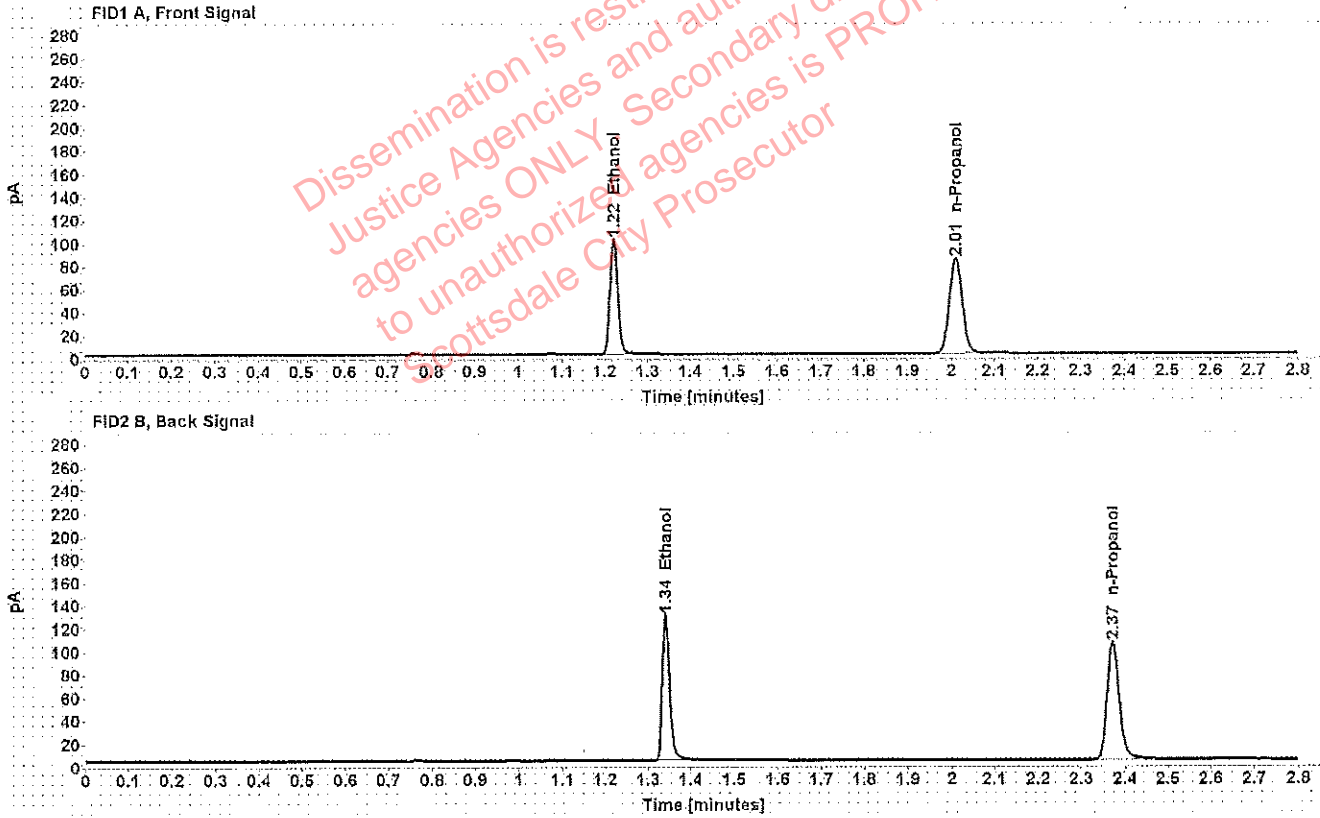


Table 1: FID 1 A (column DB-ALC1)

Compound	Time (min)	Peak Area
Ethanol	1.221	127.385
n-Propanol	2.011	168.985

Table 2: FID 2 B (column DB-ALC2)

Compound	Time (min)	Peak Area
Ethanol	1.342	152.119
n-Propanol	2.372	197.270

Scottsdale Police Department Crime Lab Volatiles Analysis

WA

Sample: 0.400 Cerilliant FN11191402	Item number:
Injection date: 6/26/2018 10:07:53 AM	Vial: 4
Method: ethanol quant.M	Sequence: 26Jun18
Instrument: US14173023 CN14160045	Analyst: Adrian
Data file: C:\Chem321\1\Data\26Jun18\4.D	

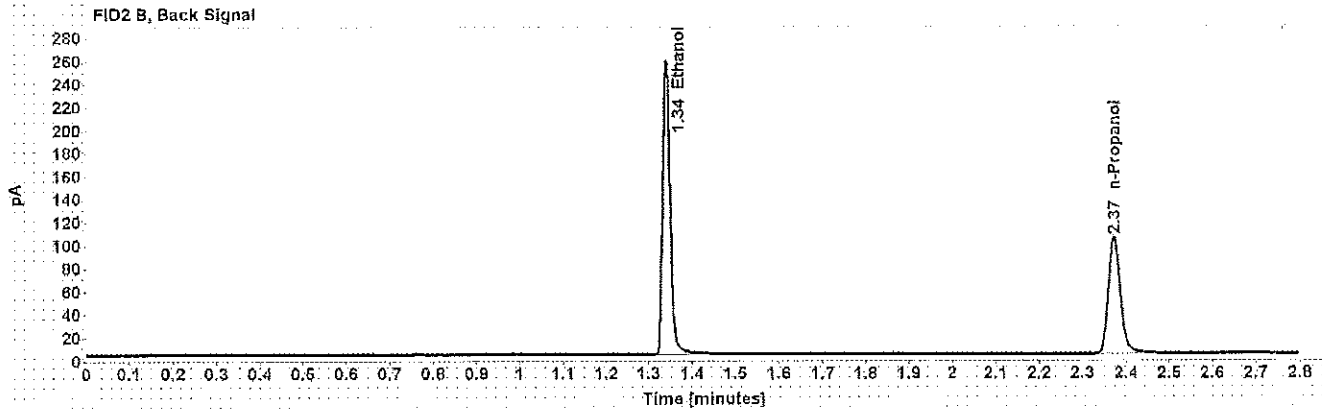
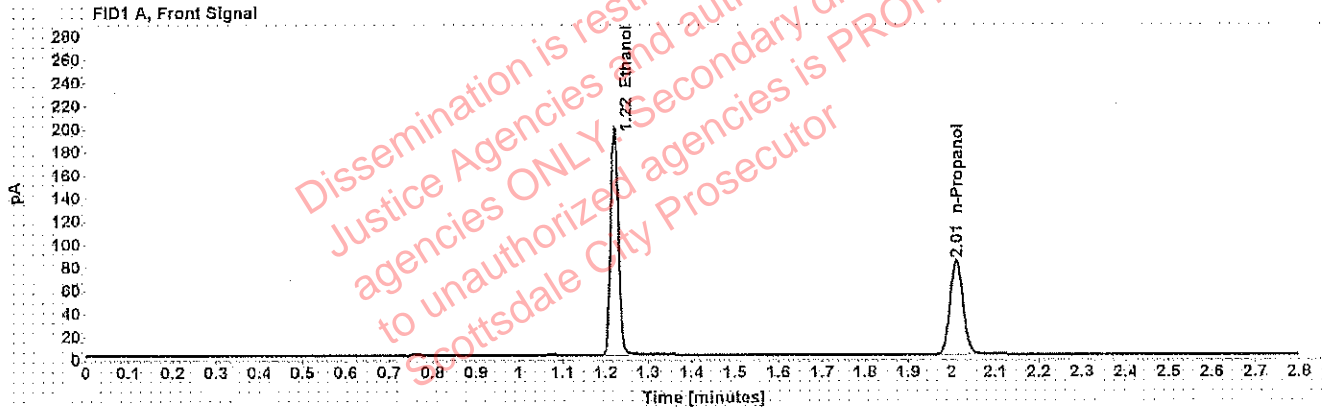


Table 1: FID 1 A (column DB-ALC1)

Compound	Time (min)	Peak Area
Ethanol	1.221	253.431
n-Propanol	2.010	167.023

Table 2: FID 2 B (column DB-ALC2)

Compound	Time (min)	Peak Area
Ethanol	1.341	304.216
n-Propanol	2.372	194.927

Scottsdale Police Department Crime Lab Volatiles Analysis

WA

Sample: blank 042518	Item number:
Injection date: 6/26/2018 10:11:54 AM	Vial: 5
Method: ethanol quant.M	Sequence: 26Jun18
Instrument: US14173023 CN14160045	Analyst: Adrian
Data file: C:\Chem32\1\Data\26Jun18\5.D	

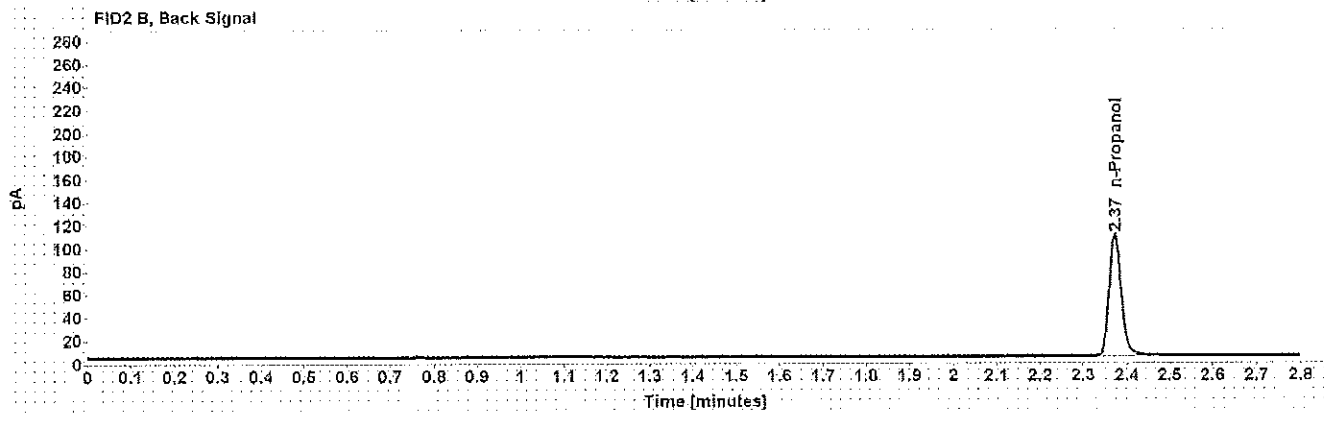
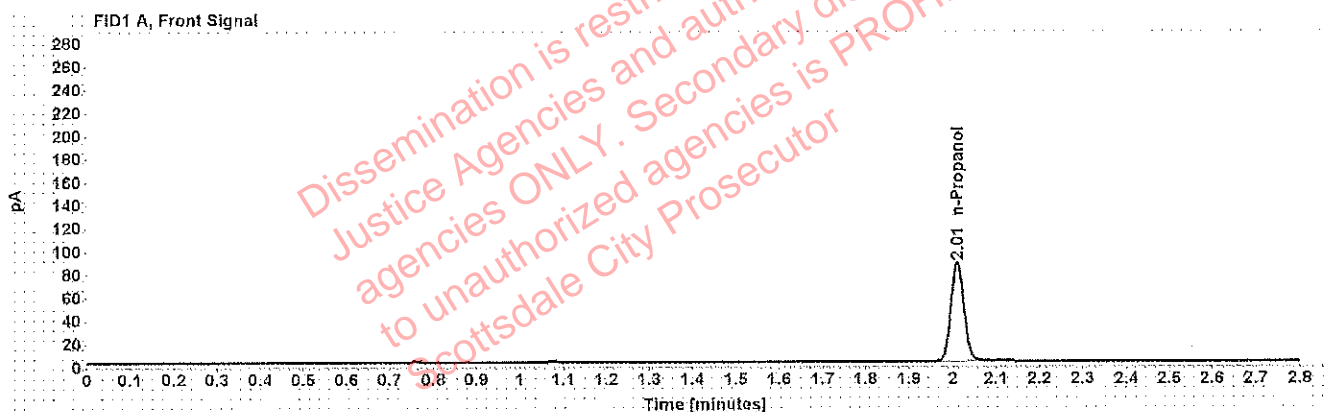


Table 1: FID 1 A (column DB-ALC1)

Compound	Amount (g/100mL)	Time (min)	Peak Area
n-Propanol	-----	2.011	174.539

Table 2: FID 2 B (column DB-ALC2)

Compound	Time (min)	Peak Area
n-Propanol	2.373	203.242

Scottsdale Police Department Crime Lab Volatiles Analysis

WA

Sample: volatiles mix 020917 WLA	Item number:
Injection date: 6/26/2018 10:15:53 AM	Vial: 6
Method: ethanol quant.M	Sequence: 26Jun18
Instrument: US14173023 CN14160045	Analyst: Adrian
Data file: C:\Chem32\1\Data\26Jun18\6.D	

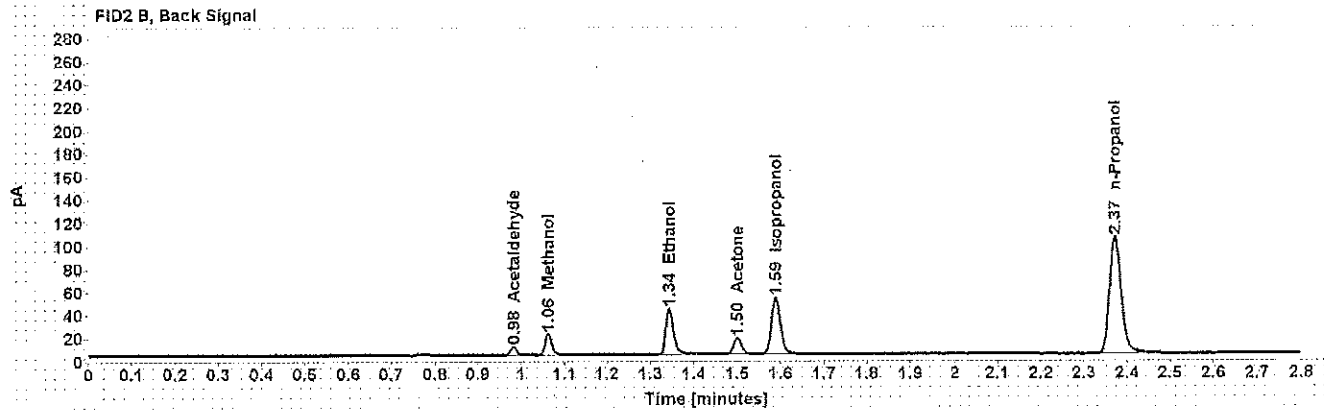
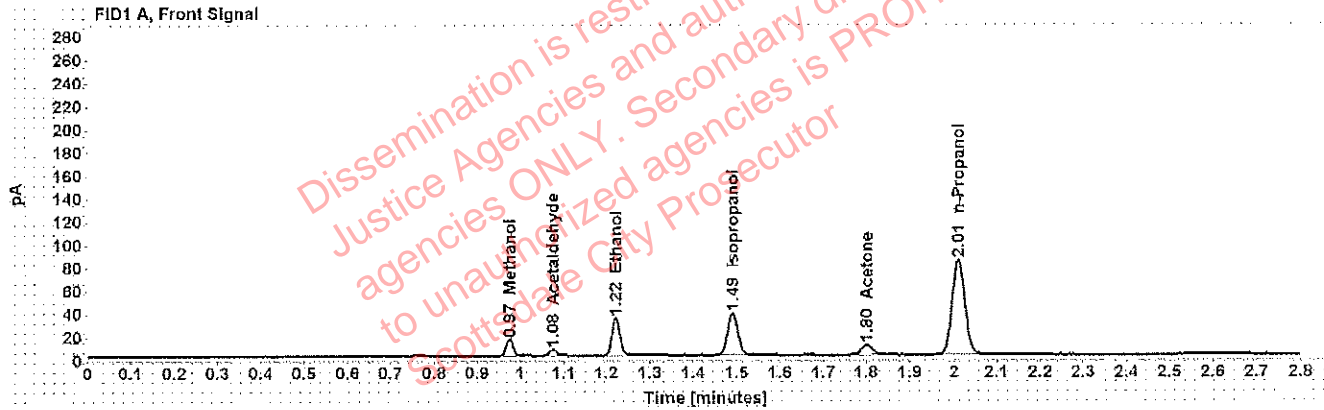


Table 1: FID 1 A (column DB-ALC1)

Compound	Amount (g/100mL)	Time (min)	Peak Area
Methanol	-----	0.975	16.190
Acetaldehyde	-----	1.076	5.097
>Ethanol	0.0663	1.222	41.556
Isopropanol	-----	1.491	59.632
Acetone	-----	1.801	15.353
n-Propanol	-----	2.011	167.868

Table 2: FID 2 B (column DB-ALC2)

Compound	Time (min)	Peak Area
Acetaldehyde	0.983	6.446
Methanol	1.063	19.501
Ethanol	1.343	48.859
Acetone	1.500	17.494
Isopropanol	1.588	71.218
n-Propanol	2.372	195.926

Scottsdale Police Department Crime Lab Volatiles Analysis

WA

Sample: 0.400 Lipomed 08012015-C	Item number:
Injection date: 6/26/2018 10:20:08 AM	Vial: 7
Method: ethanol quant.M	Sequence: 26Jun18
Instrument: US14173023 CN14160045	Analyst: Adrian
Data file: C:\Chem3211\Data\26Jun18\7.D	

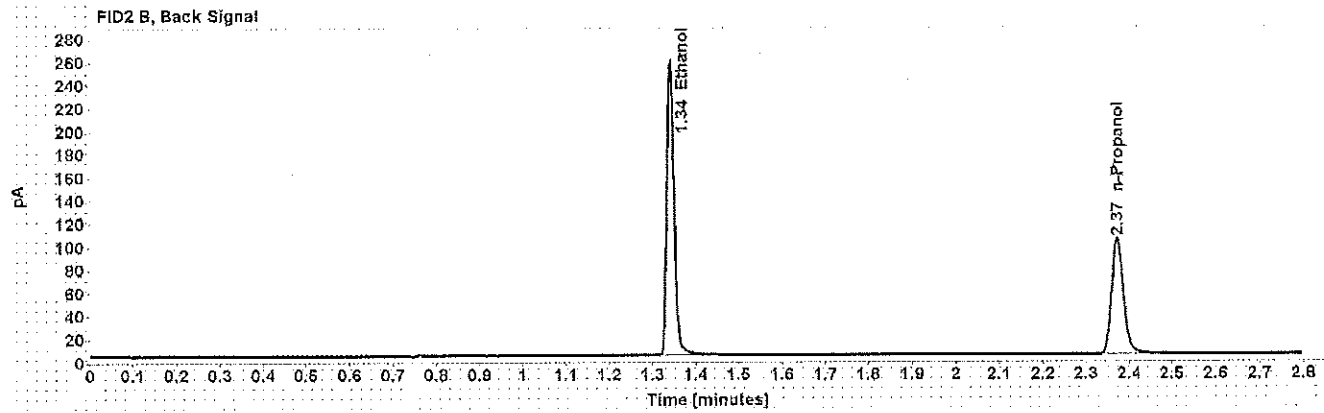
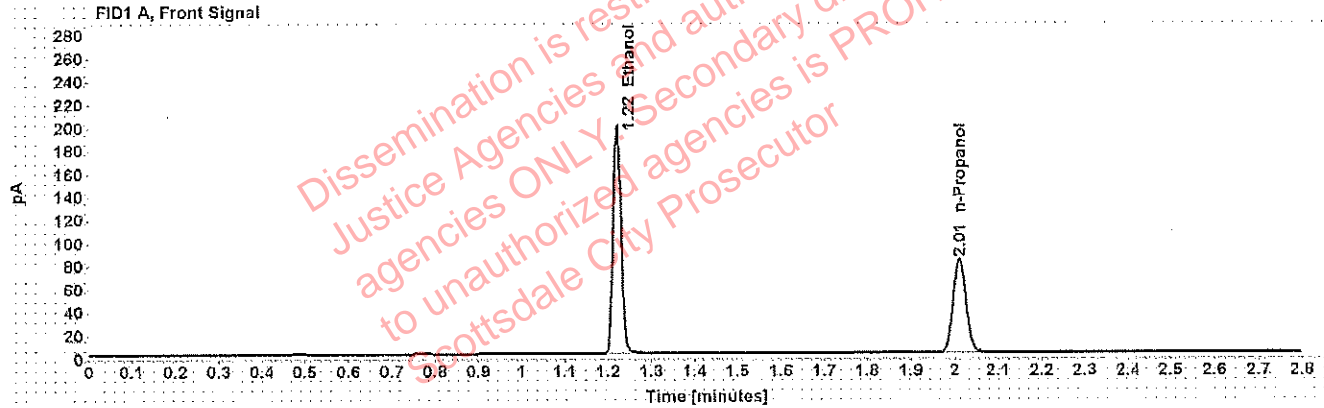


Table 1: FID 1 A (column DB-ALC1)

Compound	Amount (g/100mL)	Time (min)	Peak Area
>Ethanol	0.4036	1.221	253.778
n-Propanol	-----	2.011	165.887

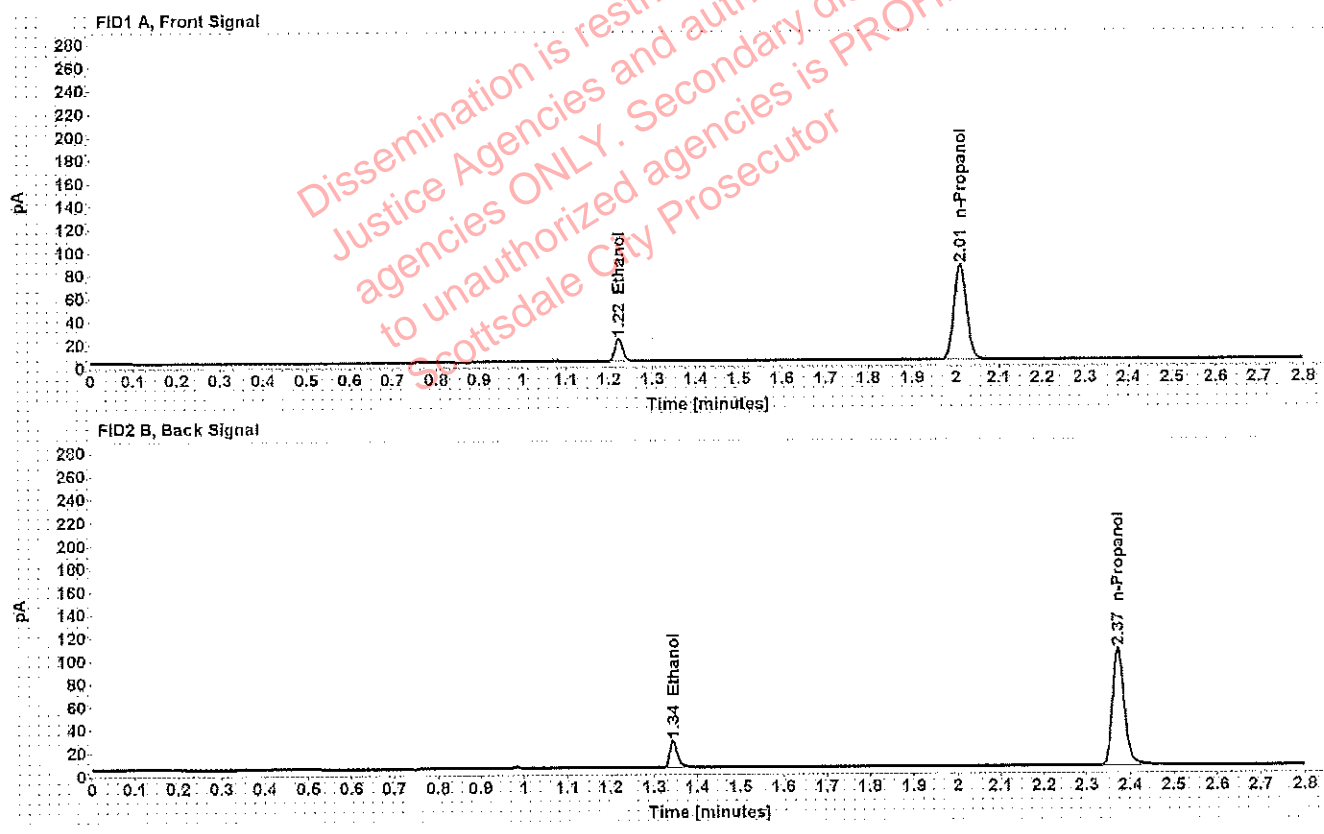
Table 2: FID 2 B (column DB-ALC2)

Compound	Time (min)	Peak Area
Ethanol	1.341	303.785
n-Propanol	2.372	193.347

Scottsdale Police Department Crime Lab Volatiles Analysis

WA

Sample: 0.040 Lipomed 09022015-A	Item number:
Injection date: 6/26/2018 10:24:09 AM	Vial: 8
Method: ethanol quant.M	Sequence: 26Jun18
Instrument: US14173023 CN14160045	Analyst: Adrian
Data file: C:\Chem32\1\Data\26Jun18\8.D	



Dissemination is restricted to Criminal Justice Agencies and authorized NCJ-C.J. agencies ONLY. Secondary dissemination to unauthorized agencies is PROHIBITED. Scottsdale City Prosecutor

Table 1: FID 1 A (column DB-ALC1)

Compound	Amount (g/100mL)	Time (min)	Peak Area
>Ethanol	0.0398	1.223	24.839
n-Propanol	-----	2.011	168.924

Table 2: FID 2 B (column DB-ALC2)

Compound	Time (min)	Peak Area
Ethanol	1.344	28.824
n-Propanol	2.373	196.345

Scottsdale Police Department Crime Lab Volatiles Analysis

WA

Sample: 0.198 ACQ 407041529/3	Item number:
Injection date: 6/26/2018 10:28:09 AM	Vial: 9
Method: ethanol quant.M	Sequence: 26Jun18
Instrument: US14173023 CN14160045	Analyst: Adrian
Data file: C:\Chem32\1\Data\26Jun18\9.D	

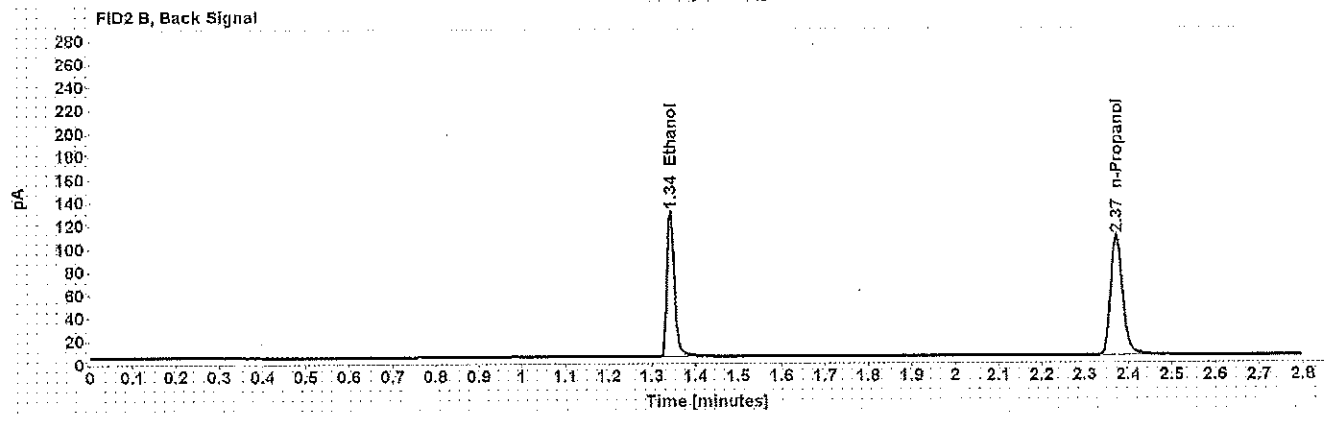
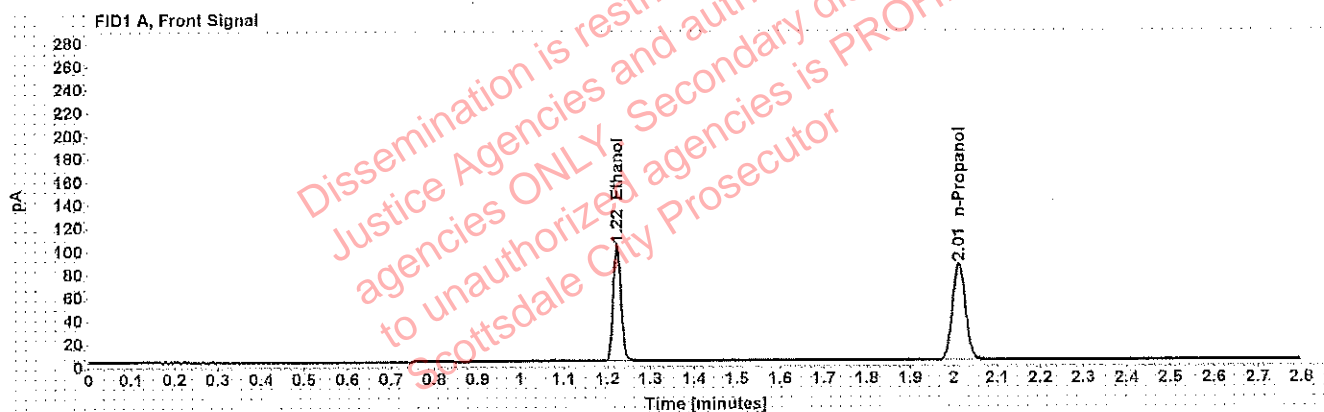


Table 1: FID 1 A (column DB-ALC1)

Compound	Amount (g/100mL)	Time (min)	Peak Area
>Ethanol	0.1990	1.222	128.498
n-Propanol	-----	2.011	170.864

Table 2: FID 2 B (column DB-ALC2)

Compound	Time (min)	Peak Area
Ethanol	1.343	153.130
n-Propanol	2.373	199.544

Scottsdale Police Department Crime Lab Volatiles Analysis

WA

Sample: 0.080 Lipomed 28082014-B	Item number:
Injection date: 6/26/2018 11:12:39 AM	Vial: 20
Method: ethanol quant.M	Sequence: 26Jun18
Instrument: US14173023 CN14160045	Analyst: Adrian
Data file: C:\Chem32\1\Data\26Jun18\20.D	

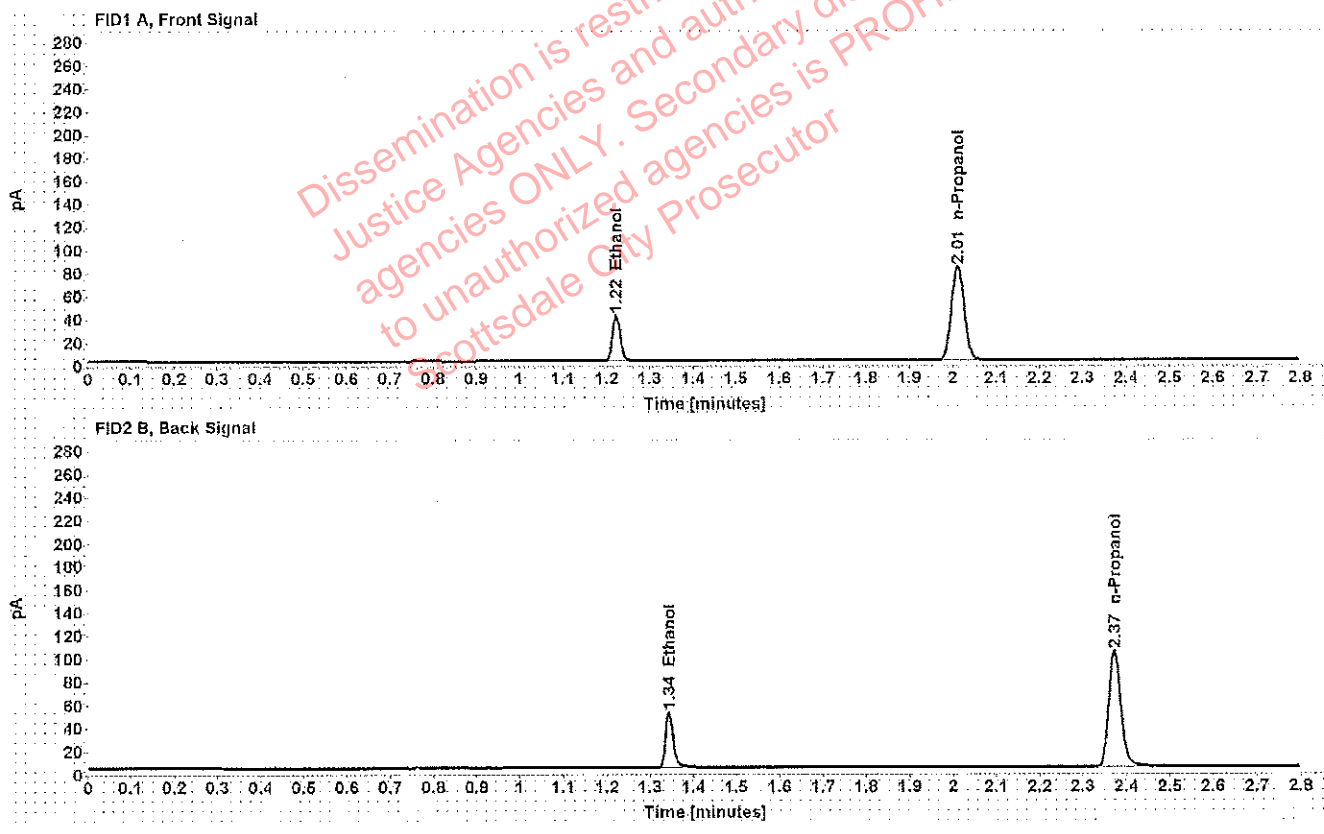


Table 1: FID 1 A (column DB-ALC1)

Compound	Amount (g/100mL)	Time (min)	Peak Area
>Ethanol	0.0811	1.222	50.761
n-Propanol	-----	2.011	166.954

Table 2: FID 2 B (column DB-ALC2)

Compound	Time (min)	Peak Area
Ethanol	1.343	60.125
n-Propanol	2.373	195.354

Scottsdale Police Department Crime Lab Volatiles Analysis

WA

Sample: 0.150 Lipomed 09022015-C	Item number:
Injection date: 6/26/2018 11:57:08 AM	Vial: 31
Method: ethanol quant.M	Sequence: 26Jun18
Instrument: US14173023 CN14160045	Analyst: Adrian
Data file: C:\Chem32\1\Data\26Jun18\31.D	

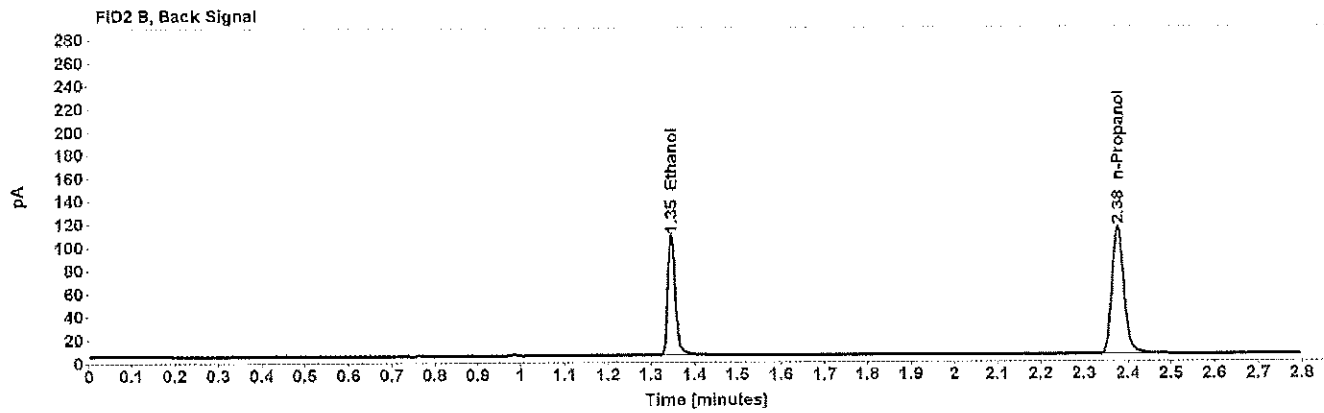
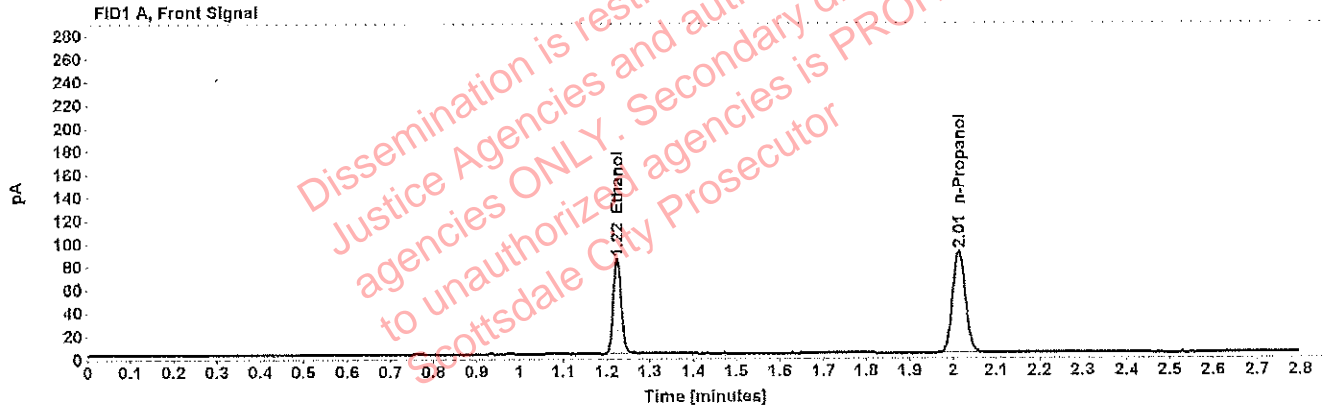


Table 1: FID 1 A (column DB-ALC1)

Compound	Amount (g/100mL)	Time (min)	Peak Area
>Ethanol	0.1562	1.224	106.736
n-Propanol	-----	2.013	181.148

Table 2: FID 2 B (column DB-ALC2)

Compound	Time (min)	Peak Area
Ethanol	1.346	127.252
n-Propanol	2.376	212.523

Scottsdale Police Department Crime Lab Volatiles Analysis

WA

Sample: 0.198 ACQ 407041529/3	Item number:
Injection date: 6/26/2018 12:41:23 PM	Vial: 42
Method: ethanol quant.M	Sequence: 26Jun18
Instrument: US14173023 CN14160045	Analyst: Adrian
Data file: C:\Chem32\1\Data\26Jun18\42.D	

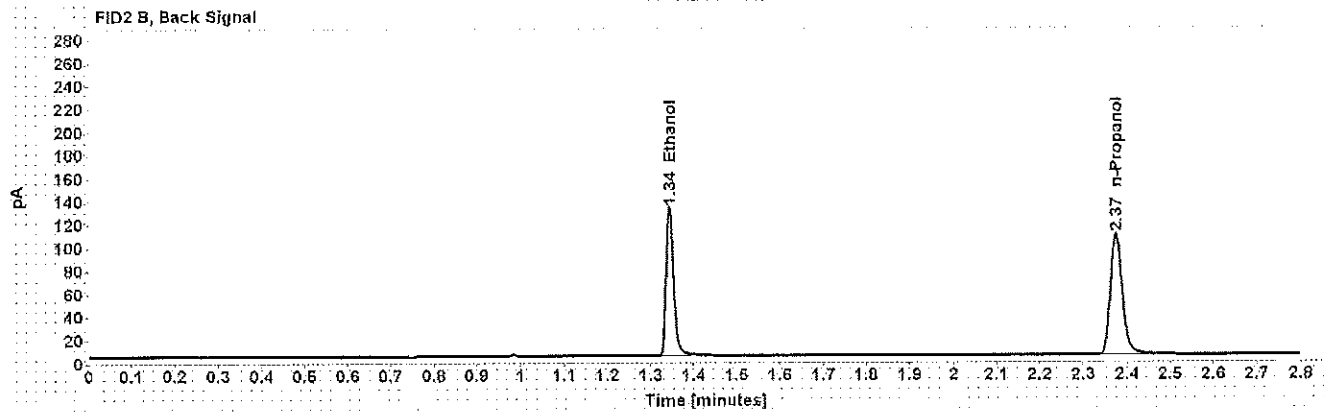
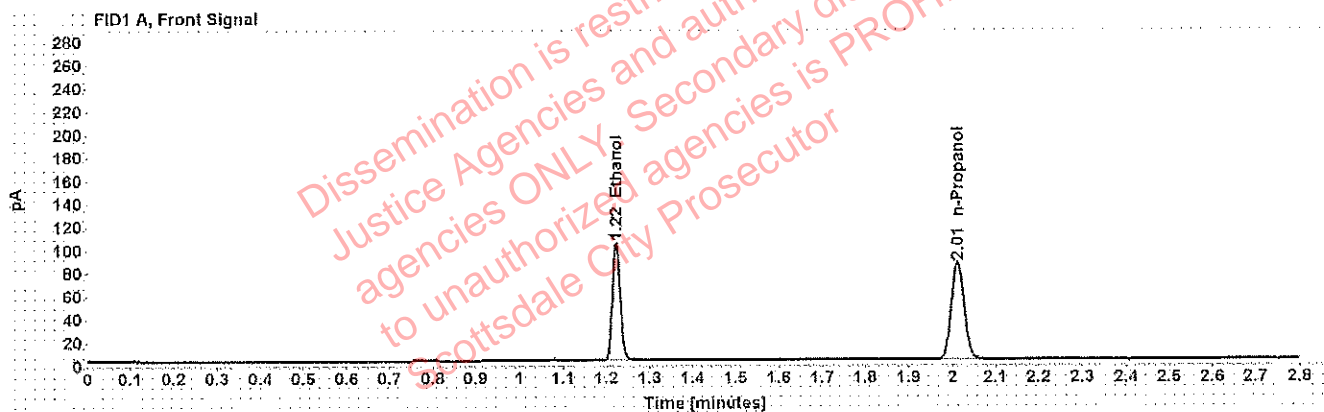


Table 1: FID 1 A (column DB-ALC1)

Compound	Amount (g/100mL)	Time (min)	Peak Area
>Ethanol	0.2016	1.223	130.965
n-Propanol	-----	2.012	171.849

Table 2: FID 2 B (column DB-ALC2)

Compound	Time (min)	Peak Area
Ethanol	1.344	156.553
n-Propanol	2.375	201.795

Scottsdale Police Department Crime Lab Volatiles Analysis

WA

Sample: 0.080 Lipomed 28082014-B	Item number:
Injection date: 6/26/2018 1:25:54 PM	Vial: 53
Method: ethanol quant.M	Sequence: 26Jun18
Instrument: US14173023 CN14160045	Analyst: Adrian
Data file: C:\Chem32\1\Data\26Jun18\53.D	

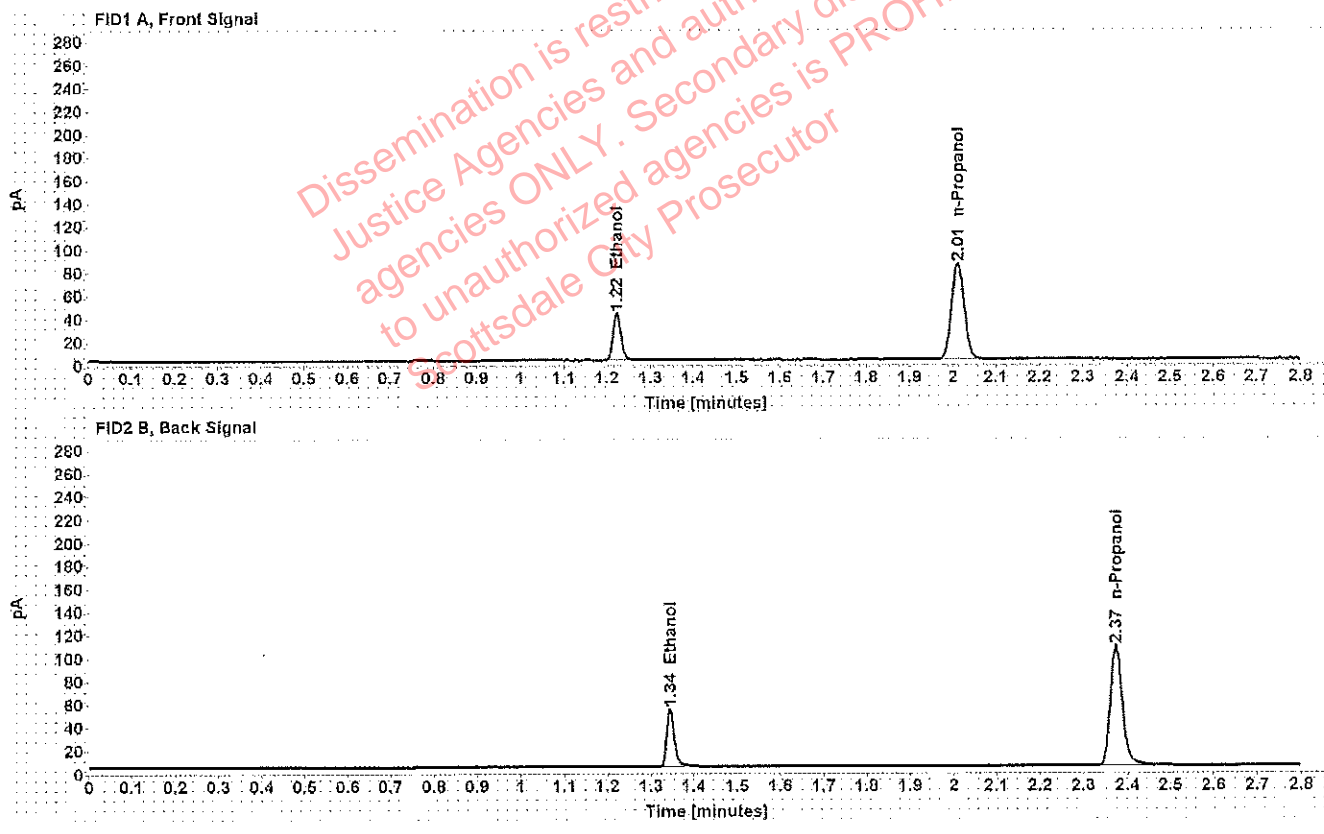


Table 1: FID 1 A (column DB-ALC1)

Compound	Amount (g/100mL)	Time (min)	Peak Area
>Ethanol	0.0816	1.223	52.011
n-Propanol	-----	2.012	170.067

Table 2: FID 2 B (column DB-ALC2)

Compound	Time (min)	Peak Area
Ethanol	1.344	61.311
n-Propanol	2.374	200.069

Scottsdale Police Department Crime Lab Volatiles Analysis

WA

Sample: 0.150 Lipomed 09022015-C	Item number:
Injection date: 6/26/2018 2:10:24 PM	Vial: 64
Method: ethanol quant.M	Sequence: 26Jun18
Instrument: US14173023 CN14160045	Analyst: Adrian
Data file: C:\Chem32\1\Data\26Jun18\64.D	

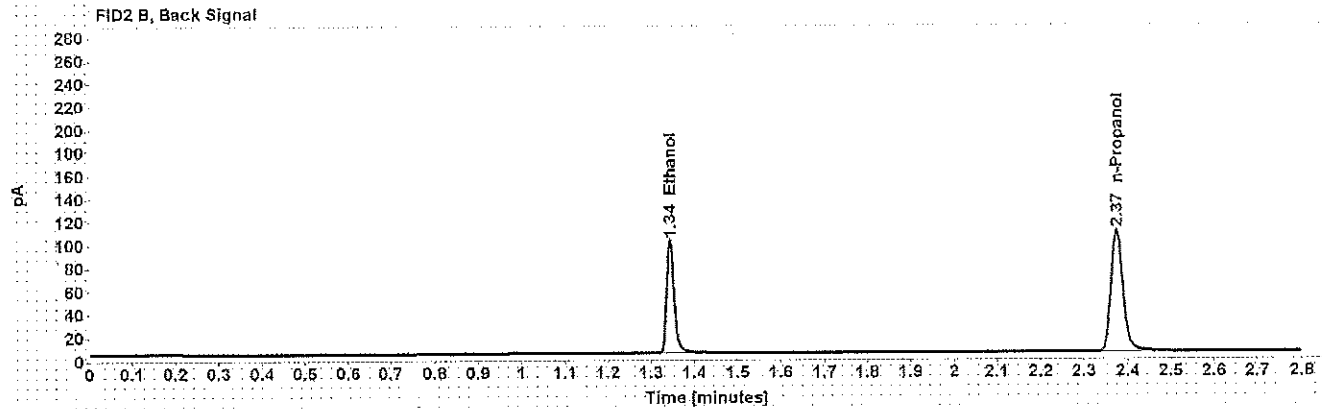
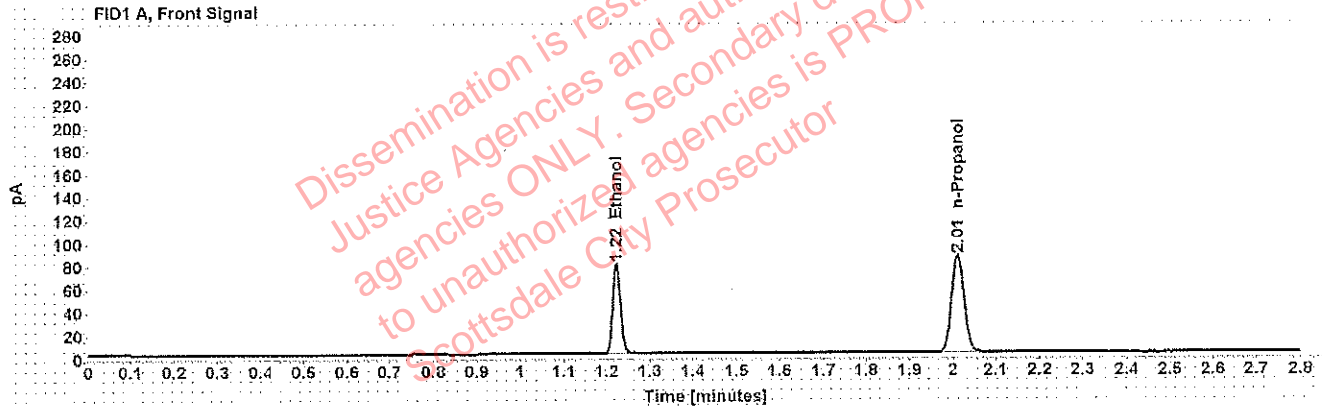


Table 1: FID 1 A (column DB-ALC1)

Compound	Amount (g/100mL)	Time (min)	Peak Area
>Ethanol	0.1542	1.223	100.300
n-Propanol	-----	2.012	172.396

Table 2: FID 2 B (column DB-ALC2)

Compound	Time (min)	Peak Area
Ethanol	1.344	119.988
n-Propanol	2.375	203.273

Scottsdale Police Department Crime Lab Volatiles Analysis

WA

Sample: 0.40 Lipomed 08012015-C	Item number:
Injection date: 6/26/2018 2:30:39 PM	Vial: 69
Method: ethanol quant.M	Sequence: 26Jun18
Instrument: US14173023 CN14160045	Analyst: Adrian
Data file: C:\Chem32\1\Data\26Jun18\69.D	

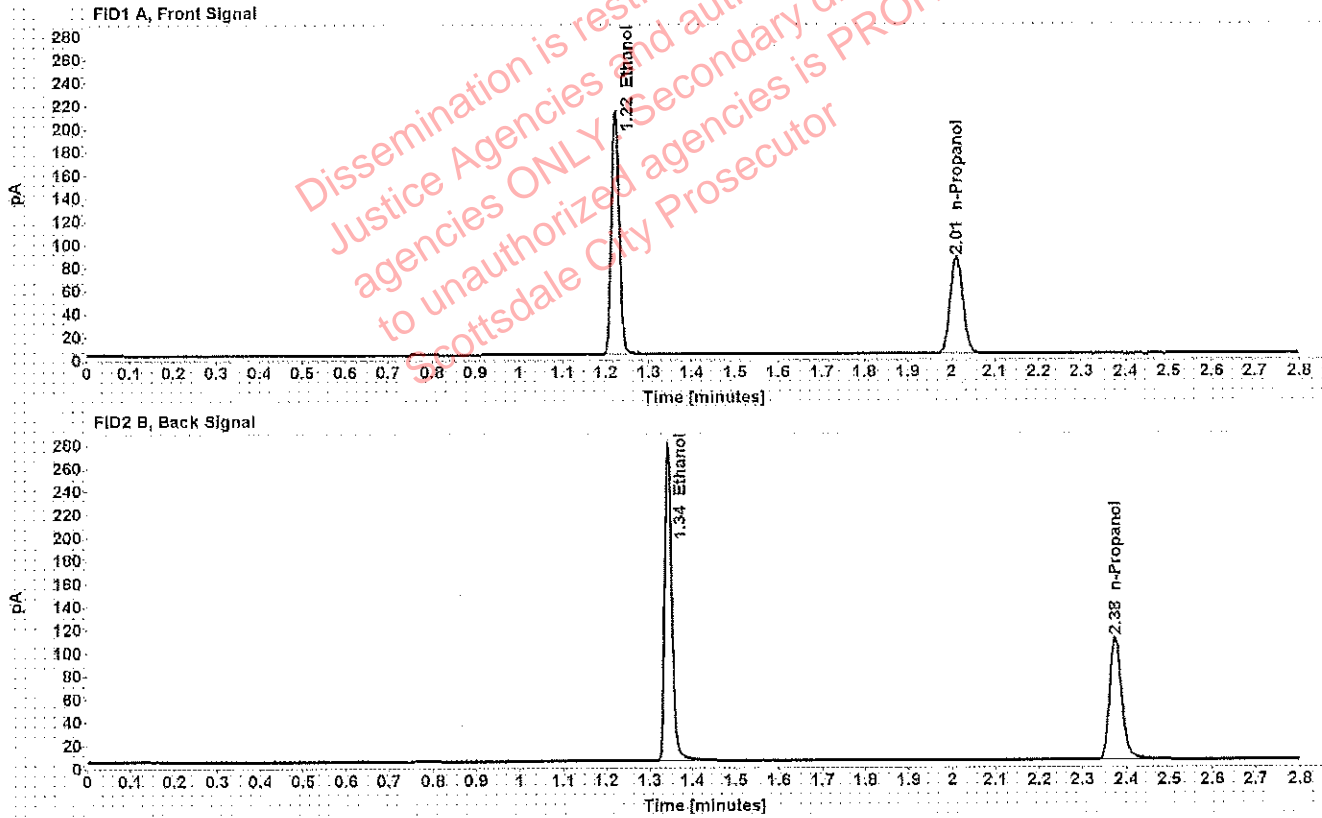


Table 1: FID 1 A (column DB-ALC1)

Compound	Amount (g/100mL)	Time (min)	Peak Area
>Ethanol	0.4139	1.223	271.010
n-Propanol	-----	2.013	172.747

Table 2: FID 2 B (column DB-ALC2)

Compound	Time (min)	Peak Area
Ethanol	1.344	327.271
n-Propanol	2.375	203.852

Scottsdale Police Department Crime Lab Volatiles Analysis

WA

Sample: 0.04 Lipomed 09022015-A	Item number:
Injection date: 6/26/2018 2:34:38 PM	Vial: 70
Method: ethanol quant.M	Sequence: 26Jun18
Instrument: US14173023 CN14160045	Analyst: Adrian
Data file: C:\Chem32\1\Data\26Jun18\70.D	

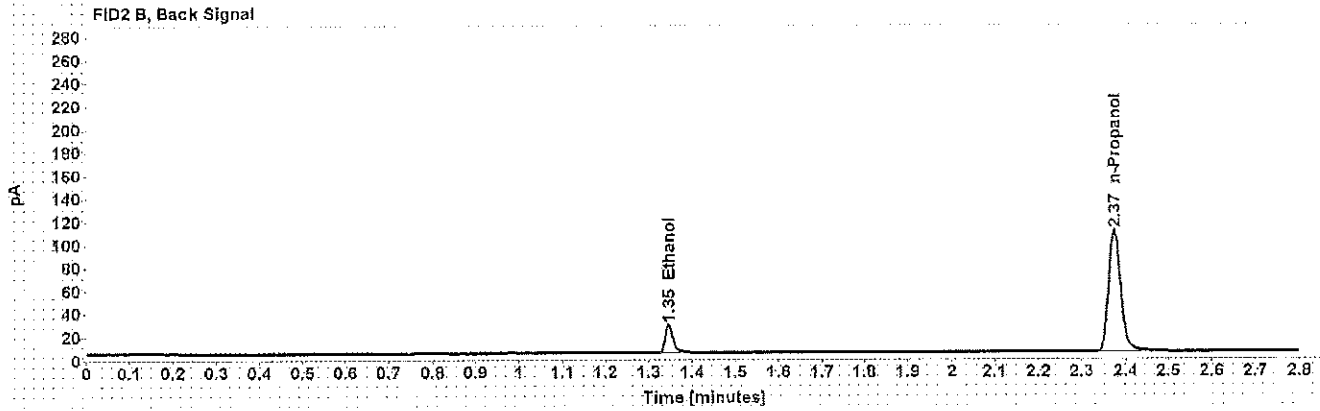
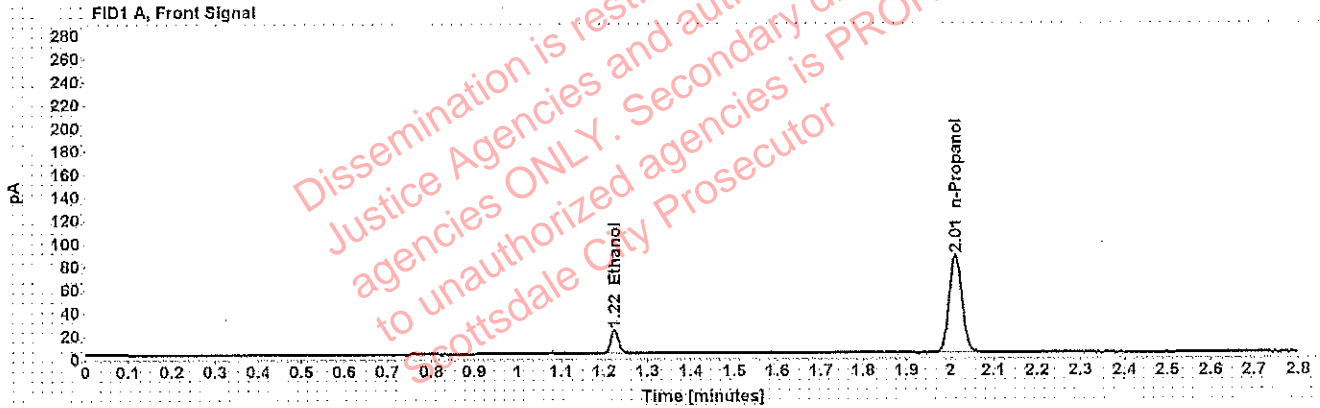


Table 1: FID 1 A (column DB-ALC1)

Compound	Amount (g/100mL)	Time (min)	Peak Area
>Ethanol	0.0409	1.224	26.137
n-Propanol	-----	2.012	172.878

Table 2: FID 2 B (column DB-ALC2)

Compound	Time (min)	Peak Area
Ethanol	1.346	30.520
n-Propanol	2.375	203.657

Scottsdale Police Department Crime Lab Volatiles Analysis

WA

Sample: 0.198 ACQ 407041529/3	Item number:
Injection date: 6/26/2018 2:38:39 PM	Vial: 71
Method: ethanol quant.M	Sequence: 26Jun18
Instrument: US14173023 CN14160045	Analyst: Adrian
Data file: C:\Chem32\1\Data\26Jun18\71.D	

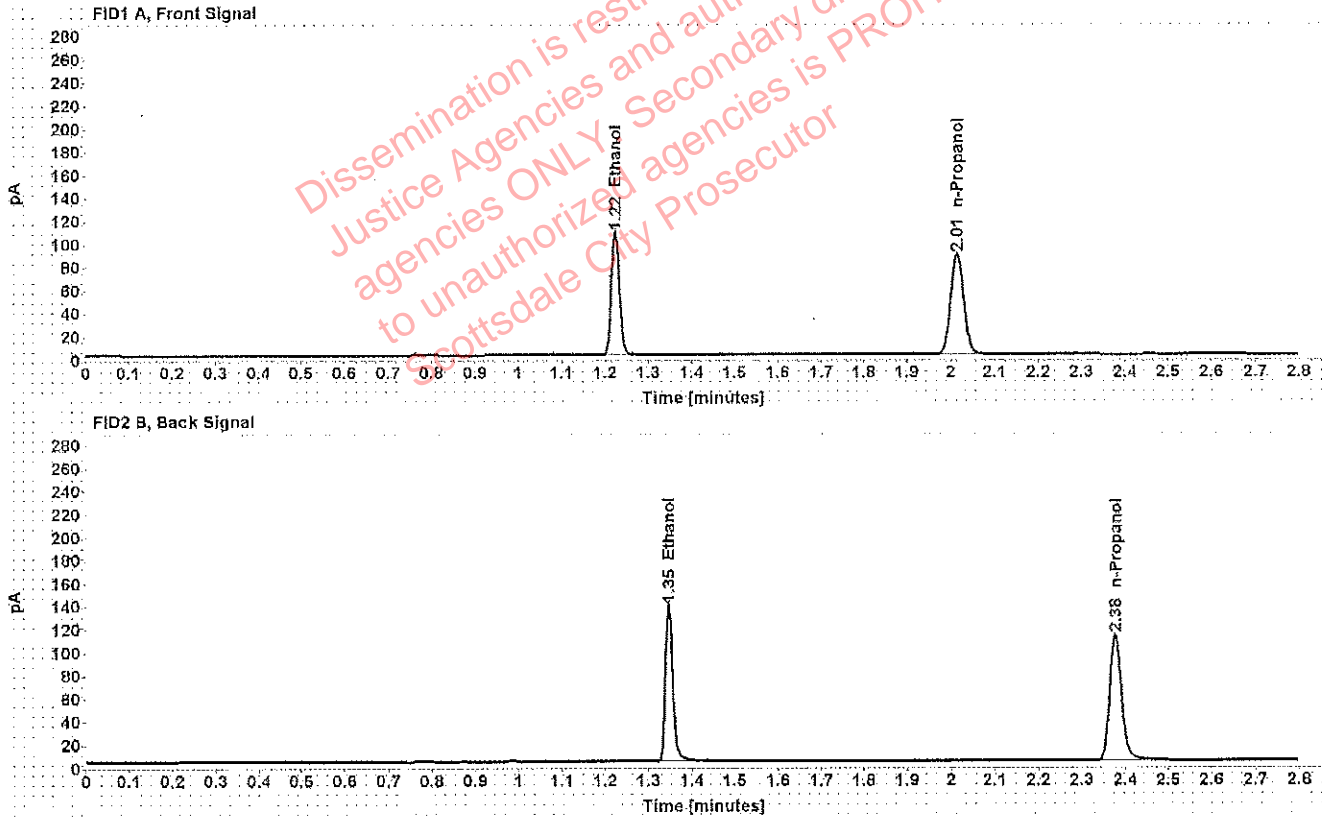


Table 1: FID 1 A (column DB-ALC1)

Compound	Amount (g/100mL)	Time (min)	Peak Area
>Ethanol	0.2043	1.224	137.691
n-Propanol	-----	2.014	178.277

Table 2: FID 2 B (column DB-ALC2)

Compound	Time (min)	Peak Area
Ethanol	1.346	164.990
n-Propanol	2.377	210.141

Scottsdale Police Department Crime Lab Volatiles Analysis

WA

Sample: blank 042518	Item number:
Injection date: 6/26/2018 2:42:39 PM	Vial: 72
Method: ethanol quant.M	Sequence: 26Jun18
Instrument: US14173023 CN14160045	Analyst: Adrian
Data file: C:\Chem32\1\Data\26Jun18\72.D	

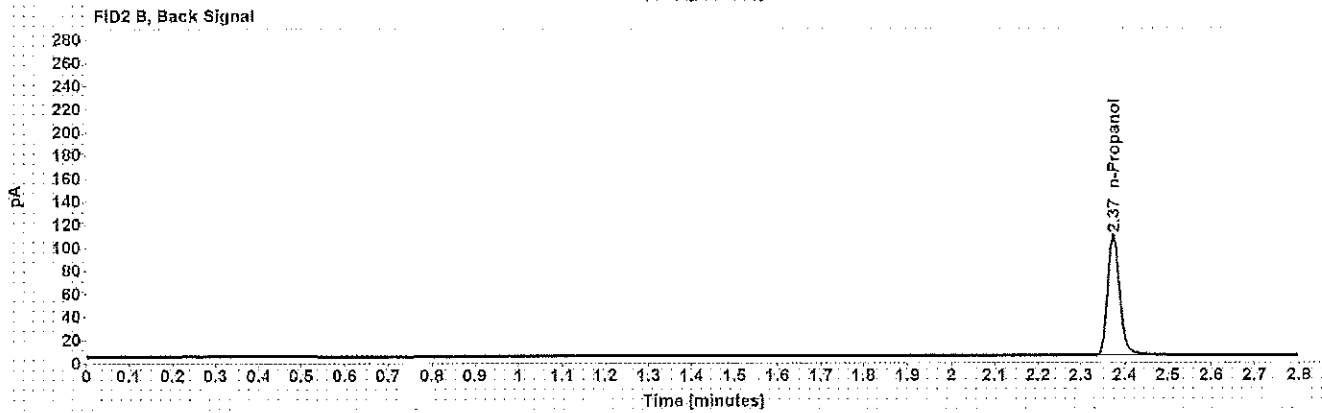
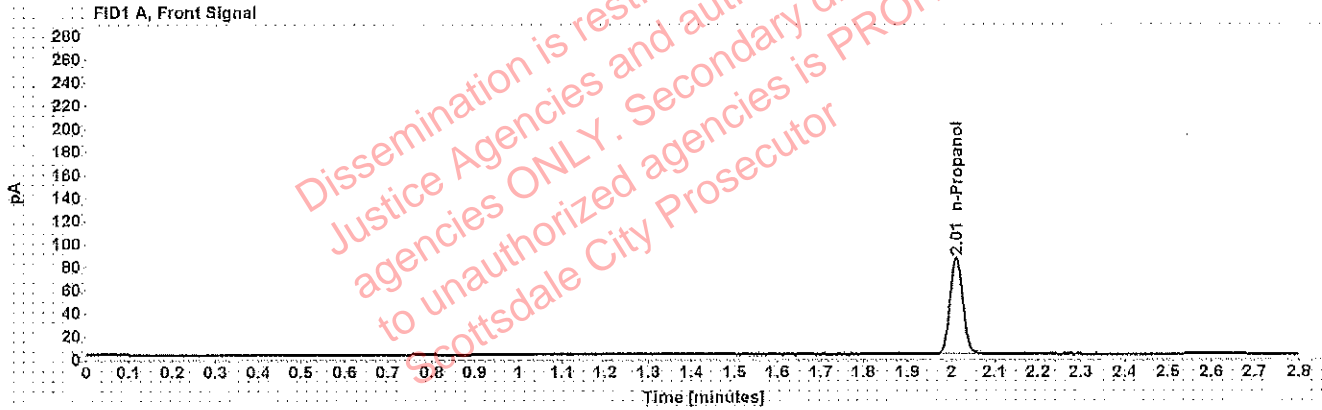


Table 1: FID 1 A (column DB-ALC1)

Compound	Amount (g/100mL)	Time (min)	Peak Area
n-Propanol	----	2.012	171.356

Table 2: FID 2 B (column DB-ALC2)

Compound	Time (min)	Peak Area
n-Propanol	2.374	201.653

Sequence Summary

WA

Sequence name: 26Jun18 **Instrument:** US14173023 CN14160045 **Analyst:** Adrian

Vial	Sample	Type	Item Number	Method
1	0.020 Cerilliant FN03241804	Calibration		ethanol quant.M
2	0.100 Cerilliant FN06181501	Calibration		ethanol quant.M
3	0.200 Cerilliant FN07201502	Calibration		ethanol quant.M
4	0.400 Cerilliant FN11191402	Calibration		ethanol quant.M
5	blank 042518	Control		ethanol quant.M
6	volatiles mix 020917 WLA	Control		ethanol quant.M
7	0.400 Lipomed 08012015-C	Control		ethanol quant.M
8	0.040 Lipomed 09022015-A	Control		ethanol quant.M
9	0.198 ACQ 407041529/3	Control		ethanol quant.M
10	[REDACTED]	Sample	1191911	ethanol quant.M
11		Sample	1191911	ethanol quant.M
12		Sample	1217126	ethanol quant.M
13		Sample	1217126	ethanol quant.M
14		Sample	1218243	ethanol quant.M
15		Sample	1218243	ethanol quant.M
16		Sample	1199454	ethanol quant.M
17		Sample	1199454	ethanol quant.M
18		Sample	1191438	ethanol quant.M
19		Sample	1191438	ethanol quant.M
20	0.080 Lipomed 28082014-B	Control		ethanol quant.M
21	[REDACTED]	Sample	1219546	ethanol quant.M
22		Sample	1219546	ethanol quant.M
23		Sample	1219234	ethanol quant.M
24		Sample	1219234	ethanol quant.M
25		Sample	1219771	ethanol quant.M
26		Sample	1219771	ethanol quant.M
27		Sample	1216078	ethanol quant.M
28		Sample	1216078	ethanol quant.M
29		Sample	1216323	ethanol quant.M
30		Sample	1216323	ethanol quant.M
31	0.150 Lipomed 09022015-C	Control		ethanol quant.M
32	[REDACTED]	Sample	1216988	ethanol quant.M
33		Sample	1216988	ethanol quant.M
34		Sample	1215829	ethanol quant.M
35		Sample	1215829	ethanol quant.M
36		Sample	1216329	ethanol quant.M
37		Sample	1216329	ethanol quant.M
38		Sample	1174247	ethanol quant.M
39		Sample	1174247	ethanol quant.M
40		Sample	1220798	ethanol quant.M
41		Sample	1220798	ethanol quant.M
42	0.198 ACQ 407041529/3	Control		ethanol quant.M
43	[REDACTED]	Sample	1220631	ethanol quant.M
44		Sample	1220631	ethanol quant.M
45		Sample	1220529	ethanol quant.M
46		Sample	1220529	ethanol quant.M
47		Sample	1218251	ethanol quant.M

Sequence Summary

WA

48		Sample	1218251	ethanol quant.M
49		Sample	1216998	ethanol quant.M
50		Sample	1216998	ethanol quant.M
51		Sample	1216840	ethanol quant.M
52		Sample	1216840	ethanol quant.M
53	0.080 Lipomed 28082014-B	Control		ethanol quant.M
54		Sample	1217860	ethanol quant.M
55		Sample	1217860	ethanol quant.M
56		Sample	1217339	ethanol quant.M
57		Sample	1217339	ethanol quant.M
58		Sample	1218152	ethanol quant.M
59		Sample	1218152	ethanol quant.M
60		Sample	1217238	ethanol quant.M
61		Sample	1217238	ethanol quant.M
62		Sample	1217501	ethanol quant.M
63		Sample	1217501	ethanol quant.M
64	0.150 Lipomed 09022015-C	Control		ethanol quant.M
65		Sample	1221025	ethanol quant.M
66		Sample	1221025	ethanol quant.M
67		Sample	1196158	ethanol quant.M
68		Sample	1196158	ethanol quant.M
69	0.40 Lipomed 08012015-C	Control		ethanol quant.M
70	0.04 Lipomed 09022015-A	Control		ethanol quant.M
71	0.198 ACQ 407041529/3	Control		ethanol quant.M
72	blank 042518	Control		ethanol quant.M

Scottsdale Police Department Crime Laboratory Summary of Cases

SEQUENCE NAME: 26Jun18

ANALYST: Adrian WA

Vials	Test 1 (g/dL)	Test 2 (g/dL)	Mean (g/dL)	Percent Difference*	Absolute Difference (g/dL)*
10 11	0.3123	0.3138	0.31305	0.24	0.00075
12 13	0.0988	0.0999	0.09935	0.55	0.00055
14 15	0.0000	0.0000	0.00000	0.00	0.00000
16 17	0.0993	0.0985	0.09890	0.40	0.00040
18 19	0.2345	0.2357	0.23510	0.26	0.00060
21 22	0.2483	0.2514	0.24985	0.62	0.00155
23 24	0.0000	0.0000	0.00000	0.00	0.00000
25 26	0.1763	0.1771	0.17670	0.23	0.00040
27 28	0.2036	0.2040	0.20380	0.10	0.00020
29 30	0.1658	0.1682	0.16700	0.72	0.00120
32 33	0.1290	0.1303	0.12965	0.50	0.00065
34 35	0.0887	0.0888	0.08875	0.06	0.00005
36 37	0.2109	0.2108	0.21085	0.02	0.00005
38 39	0.1584	0.1574	0.15790	0.32	0.00050
40 41	0.1260	0.1272	0.12660	0.47	0.00060
43 44	0.1583	0.1566	0.15745	0.54	0.00085
45 46	0.1292	0.1293	0.12925	0.04	0.00005
47 48	0.2817	0.2775	0.27960	0.75	0.00210
49 50	0.4148	0.4177	0.41625	0.35	0.00145
51 52	0.1698	0.1709	0.17035	0.32	0.00055
54 55	0.2392	0.2412	0.24020	0.42	0.00100
56 57	0.1224	0.1223	0.12235	0.04	0.00005
58 59	0.1395	0.1388	0.13915	0.25	0.00035
60 61	0.0956	0.0968	0.09620	0.62	0.00060
62 63	0.1978	0.1944	0.19610	0.87	0.00170
65 66	0.2320	0.2318	0.23190	0.04	0.00010
67 68	0.2310	0.2317	0.23135	0.15	0.00035

*Calculated differences are differences from the mean of the two results.

Scottsdale Police Department Crime Lab Volatiles Analysis

Sample: [REDACTED]	Item number: 1191911
Injection date: 6/26/2018 10:32:09 AM	Vial: 10
Method: ethanol quant.M	Sequence: 26Jun18
Instrument: US14173023 CN14160045	Analyst: Adrian
Data file: C:\Chem32\1\Data\26Jun18\10.D	

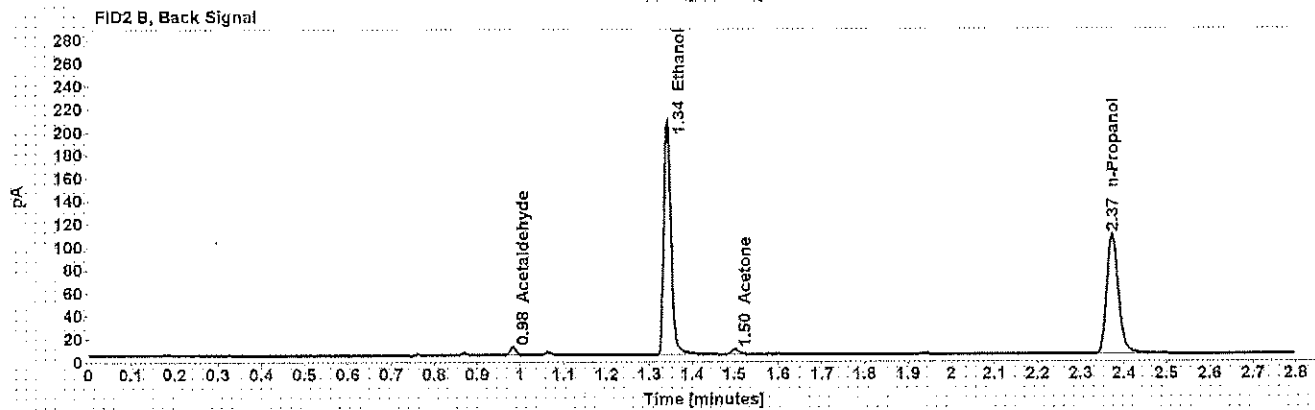
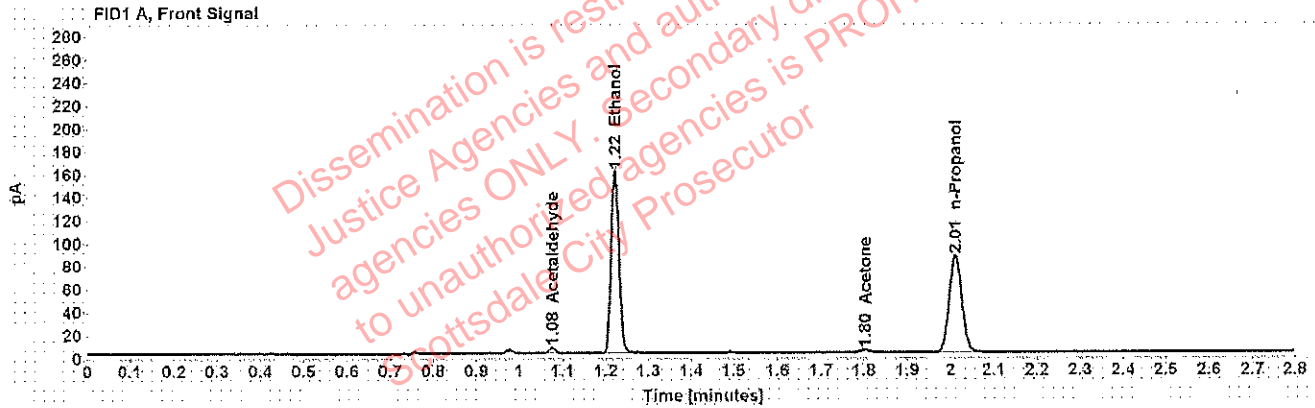


Table 1: FID 1 A (column DB-ALC1)

Compound	Amount (g/100mL)	Time (min)	Peak Area
Acetaldehyde	-----	1.076	5.298
>Ethanol	0.3123	1.221	203.546
Acetone	-----	1.802	4.712
n-Propanol	-----	2.011	172.065

Table 2: FID 2 B (column DB-ALC2)

Compound	Time (min)	Peak Area
Acetaldehyde	0.983	6.640
Ethanol	1.342	242.935
Acetone	1.502	5.258
n-Propanol	2.373	201.773

Scottsdale Police Department Crime Lab Volatiles Analysis

Sample: [REDACTED]	Item number: 1191911
Injection date: 6/26/2018 10:36:08 AM	Vial: 11
Method: ethanol quant.M	Sequence: 26Jun18
Instrument: US14173023 CN14160045	Analyst: Adrian
Data file: C:\Chem32\1\Data\26Jun18\11.D	

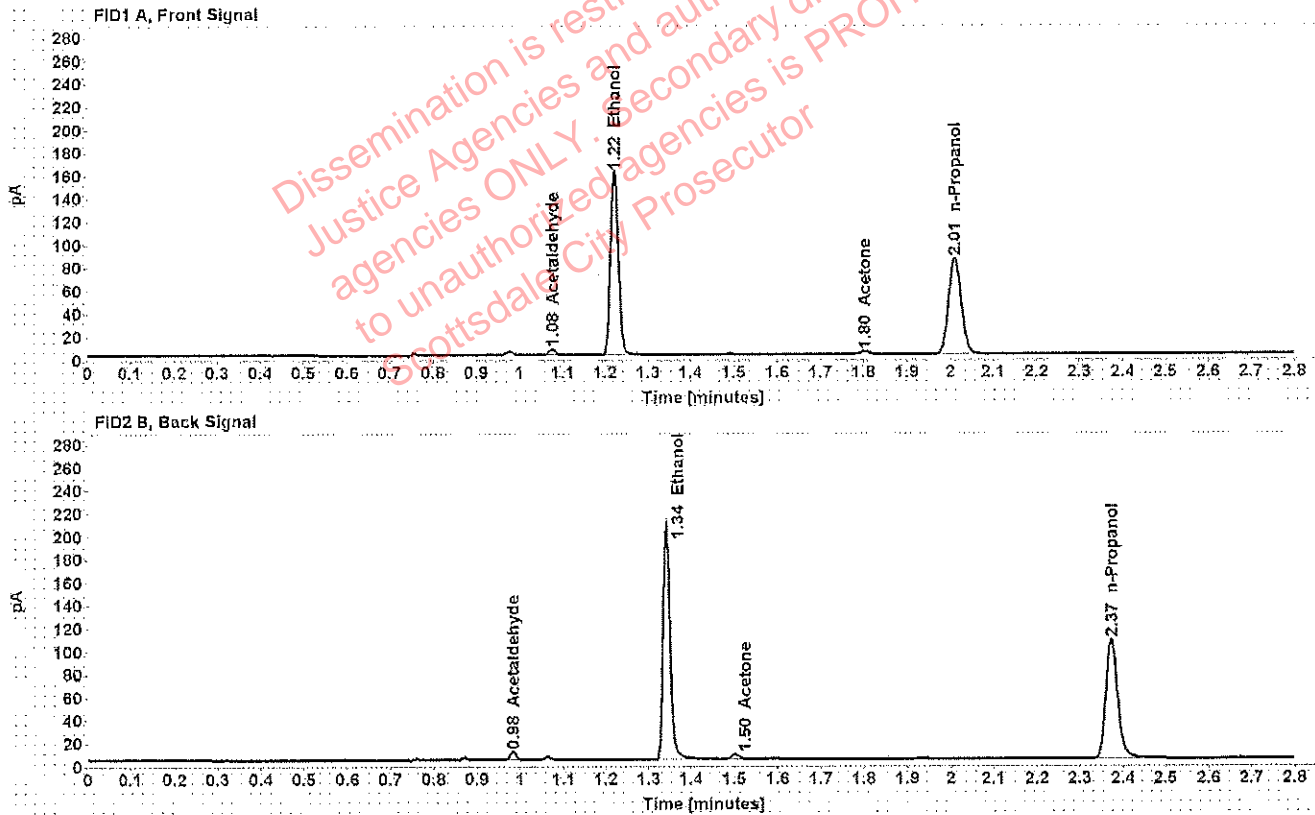


Table 1: FID 1 A (column DB-ALC1)

Compound	Amount (g/100mL)	Time (min)	Peak Area
Acetaldehyde	-----	1.076	5.393
>Ethanol	0.3138	1.221	203.592
Acetone	-----	1.802	4.649
n-Propanol	-----	2.011	171.304

Table 2: FID 2 B (column DB-ALC2)

Compound	Time (min)	Peak Area
Acetaldehyde	0.983	6.793
Ethanol	1.342	242.577
Acetone	1.502	5.175
n-Propanol	2.373	200.924

Scottsdale Police Department Crime Lab Volatiles Analysis

Sample: [REDACTED]	Item number: 1217126
Injection date: 6/26/2018 10:40:09 AM	Vial: 12
Method: ethanol quant.M	Sequence: 26Jun18
Instrument: US14173023 CN14160045	Analyst: Adrian
Data file: C:\Chem32\1\Data\26Jun18\12.D	

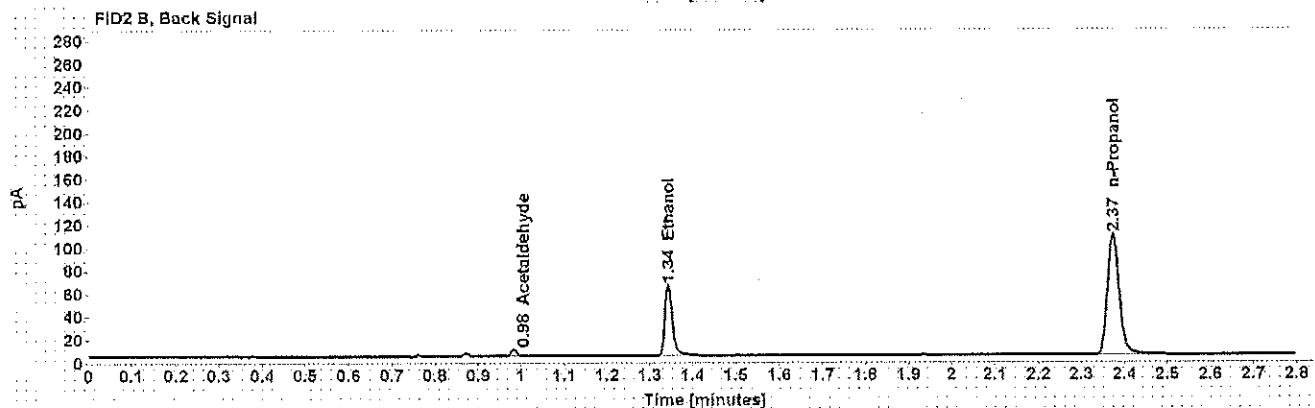
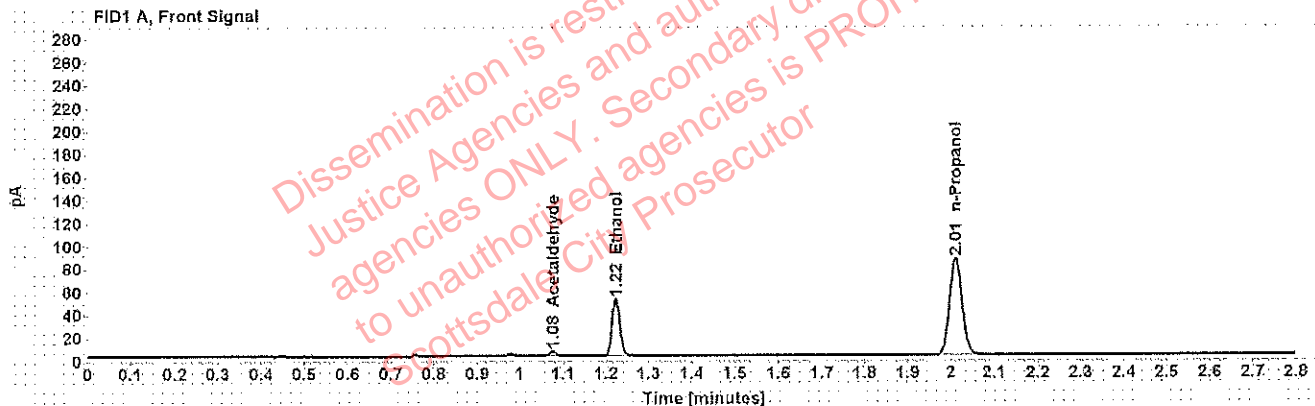


Table 1: FID 1 A (column DB-ALC1)

Compound	Amount (g/100mL)	Time (min)	Peak Area
Acetaldehyde	-----	1.076	4.335
>Ethanol	0.0988	1.222	64.090
n-Propanol	-----	2.011	172.630

Table 2: FID 2 B (column DB-ALC2)

Compound	Time (min)	Peak Area
Acetaldehyde	0.983	5.470
Ethanol	1.343	74.652
n-Propanol	2.373	201.831

Scottsdale Police Department Crime Lab Volatiles Analysis

Sample: [REDACTED]	Item number: 1217126
Injection date: 6/26/2018 10:44:24 AM	Vial: 13
Method: ethanol quant.M	Sequence: 26Jun18
Instrument: US14173023 CN14160045	Analyst: Adrian
Data file: C:\Chem32\1\Data\26Jun18\13.D	

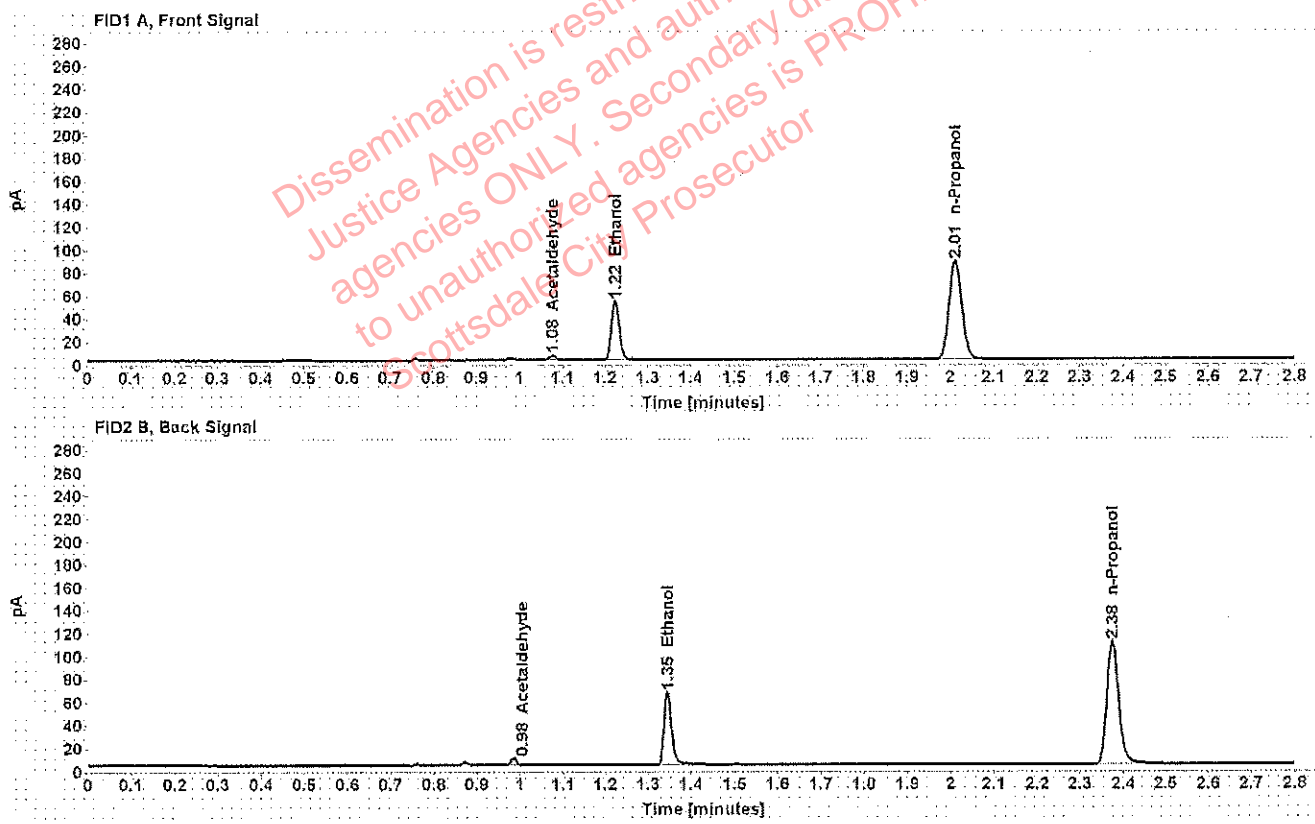


Table 1: FID 1 A (column DB-ALC1)

Compound	Amount (g/100mL)	Time (min)	Peak Area
Acetaldehyde	-----	1.077	4.280
>Ethanol	0.0999	1.224	65.794
n-Propanol	-----	2.012	175.266

Table 2: FID 2 B (column DB-ALC2)

Compound	Time (min)	Peak Area
Acetaldehyde	0.984	5.400
Ethanol	1.345	77.102
n-Propanol	2.375	205.040

Scottsdale Police Department Crime Lab Volatiles Analysis

Sample: [REDACTED]	Item number: 1218243
Injection date: 6/26/2018 10:48:23 AM	Vial: 14
Method: ethanol quant.M	Sequence: 26Jun18
Instrument: US14173023 CN14160045	Analyst: Adrian
Data file: C:\Chem32\1\Data\26Jun18\14.D	

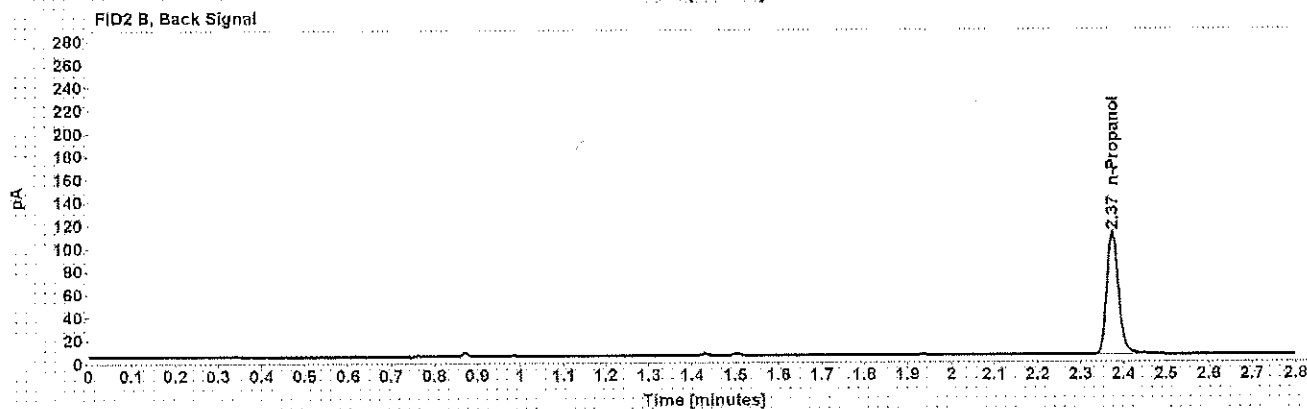


Table 1: FID 1 A (column DB-ALC1)

Compound	Amount (g/100mL)	Time (min)	Peak Area
n-Propanol	-----	2.012	176.050

Table 2: FID 2 B (column DB-ALC2)

Compound	Time (min)	Peak Area
n-Propanol	2.374	205.924

Scottsdale Police Department Crime Lab Volatiles Analysis

Sample: [REDACTED]	Item number: 1218243
Injection date: 6/26/2018 10:52:24 AM	Vial: 15
Method: ethanol quant.M	Sequence: 26Jun18
Instrument: US14173023 CN14160045	Analyst: Adrian
Data file: C:\Chem32\11\Data\26Jun18\15.D	

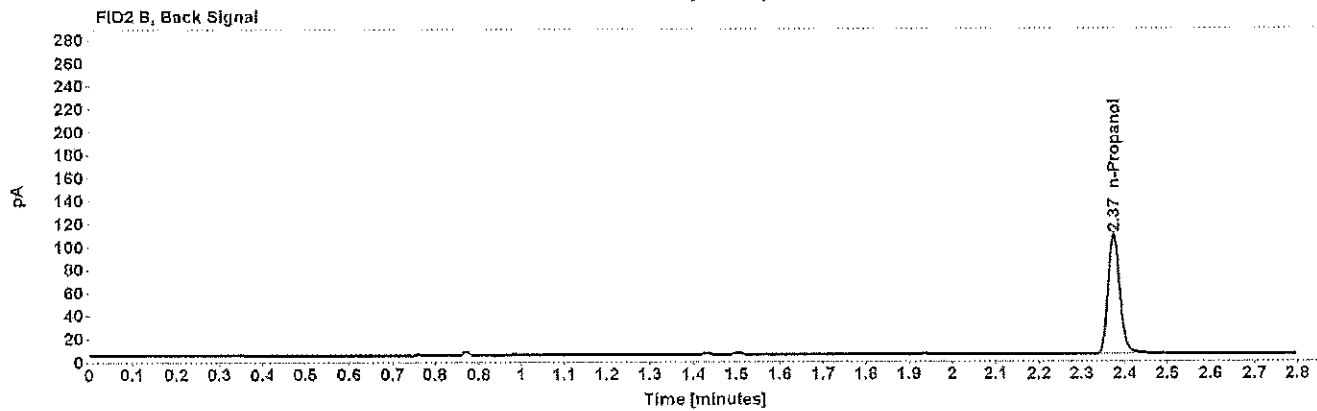


Table 1: FID 1 A (column DB-ALC1)

Compound	Amount (g/100mL)	Time (min)	Peak Area
n-Propanol	-----	2.011	171.581

Table 2: FID 2 B (column DB-ALC2)

Compound	Time (min)	Peak Area
n-Propanol	2.374	200.278

Scottsdale Police Department Crime Lab Volatiles Analysis

Sample: [REDACTED]	Item number: 1199454
Injection date: 6/26/2018 10:56:24 AM	Vial: 16
Method: ethanol quant.M	Sequence: 26Jun18
Instrument: US14173023 CN14160045	Analyst: Adrian
Data file: C:\Chem32\1\Data\26Jun18\16.D	

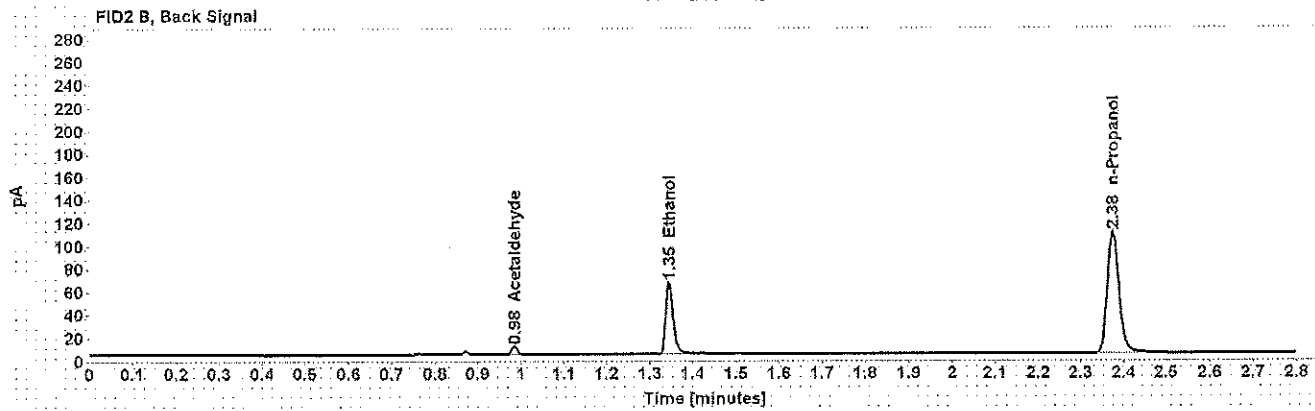
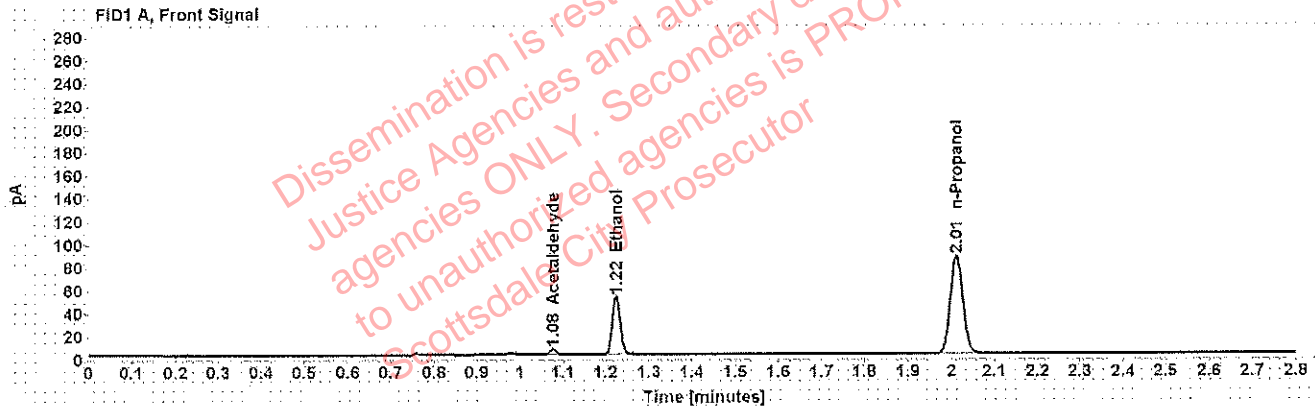


Table 1: FID 1 A (column DB-ALC1)

Compound	Amount (g/100mL)	Time (min)	Peak Area
Acetaldehyde	-----	1.077	5.057
>Ethanol	0.0993	1.224	65.015
n-Propanol	-----	2.012	174.308

Table 2: FID 2 B (column DB-ALC2)

Compound	Time (min)	Peak Area
Acetaldehyde	0.984	6.304
Ethanol	1.345	75.802
n-Propanol	2.375	204.016

Scottsdale Police Department Crime Lab Volatiles Analysis

Sample: [REDACTED]	Item number: 1199454
Injection date: 6/26/2018 11:00:24 AM	Vial: 17
Method: ethanol quant.M	Sequence: 26Jun18
Instrument: US14173023 CN14160045	Analyst: Adrian
Data file: C:\Chem32\1\Data\26Jun18\17.D	

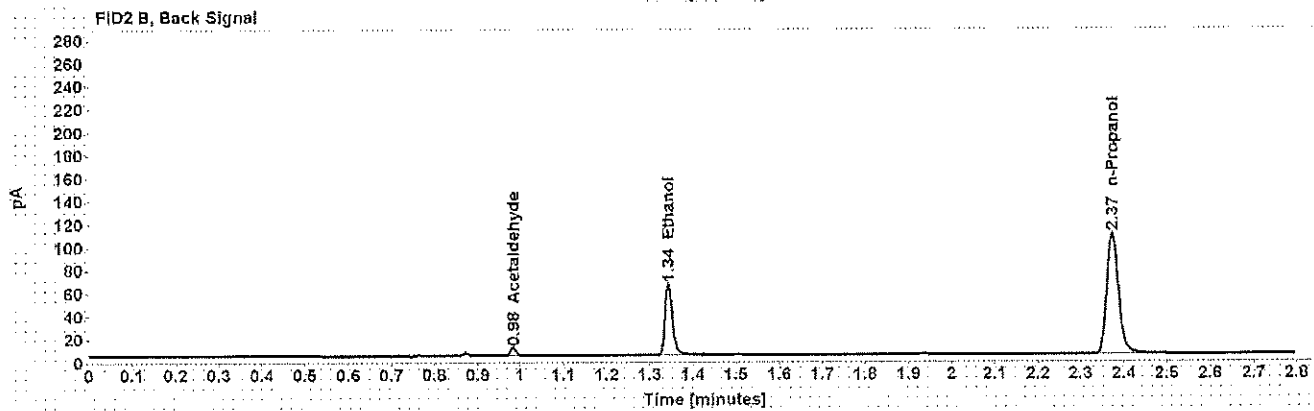
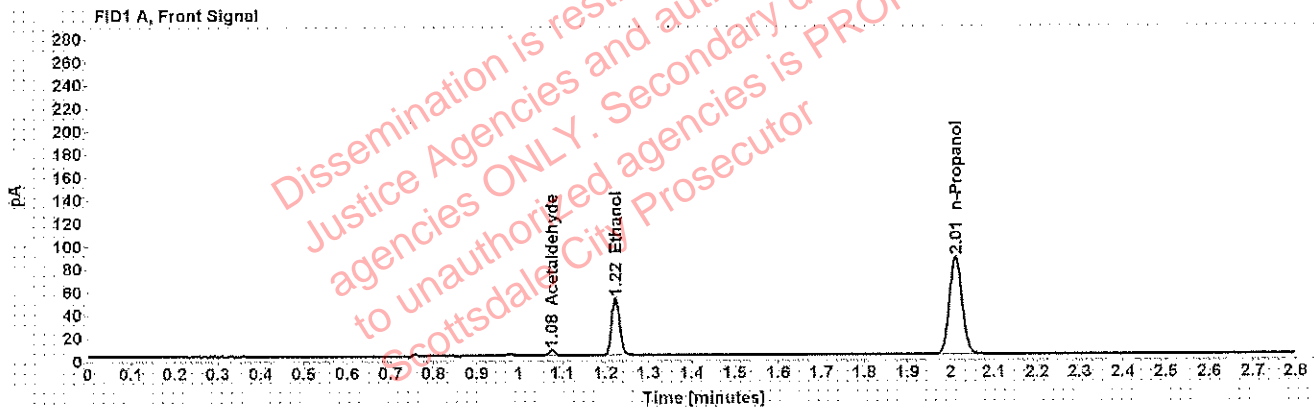


Table 1: FID 1 A (column DB-ALC1)

Compound	Amount (g/100mL)	Time (min)	Peak Area
Acetaldehyde	-----	1.076	4.958
>Ethanol	0.0985	1.223	64.312
n-Propanol	-----	2.011	173.722

Table 2: FID 2 B (column DB-ALC2)

Compound	Time (min)	Peak Area
Acetaldehyde	0.983	6.222
Ethanol	1.343	75.043
n-Propanol	2.374	203.160

Scottsdale Police Department Crime Lab Volatiles Analysis

Sample: [REDACTED]	Item number: 1191438
Injection date: 6/26/2018 11:04:24 AM	Vial: 18
Method: ethanol quant.M	Sequence: 26Jun18
Instrument: US14173023 CN14160045	Analyst: Adrian
Data file: C:\Chem32\1\Data\26Jun18\18.D	

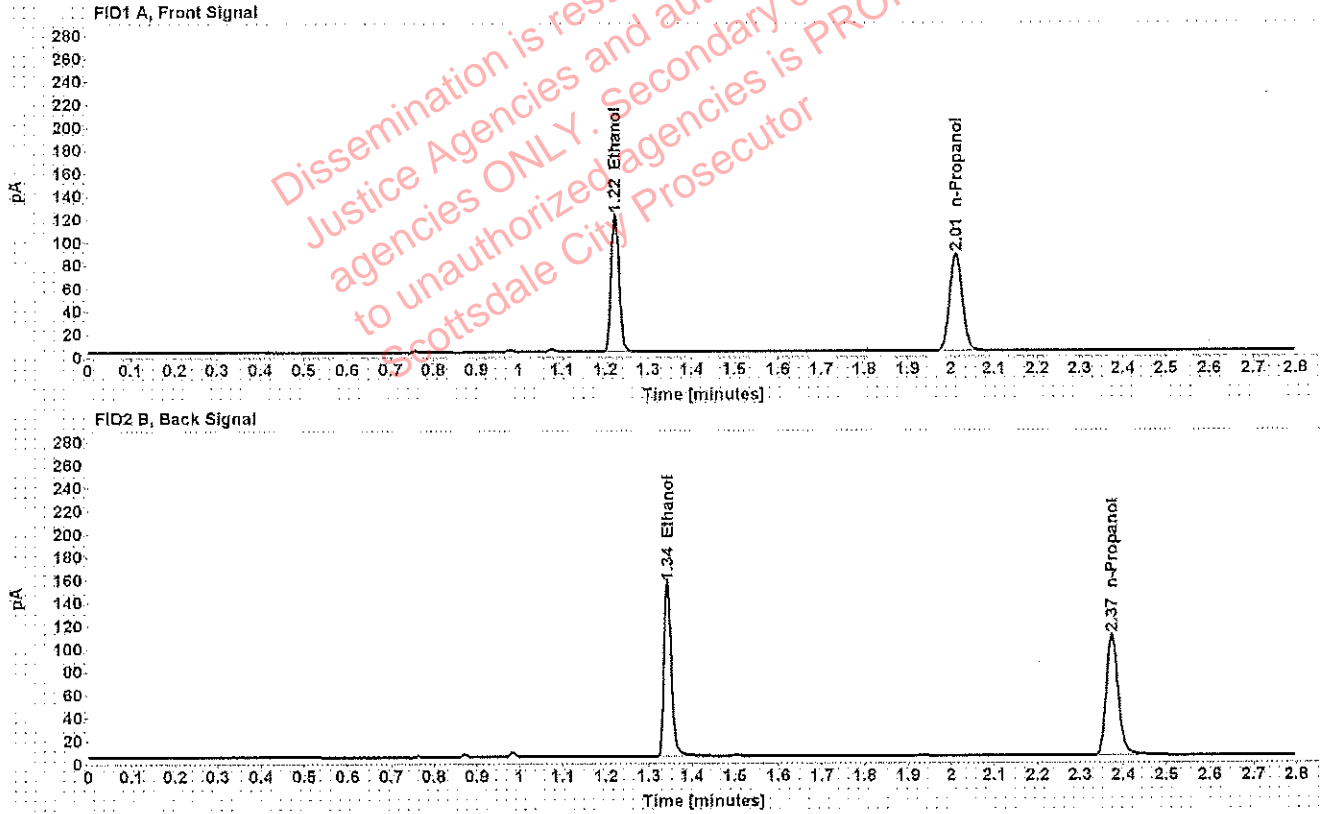


Table 1: FID 1 A (column DB-ALC1)

Compound	Amount (g/100mL)	Time (min)	Peak Area
>Ethanol	0.2345	1.222	153.668
n-Propanol	-----	2.012	173.254

Table 2: FID 2 B (column DB-ALC2)

Compound	Time (min)	Peak Area
Ethanol	1.343	182.860
n-Propanol	2.374	203.254

Scottsdale Police Department Crime Lab Volatiles Analysis

Sample: [REDACTED]	Item number: 1191438
Injection date: 6/26/2018 11:08:38 AM	Vial: 19
Method: ethanol quant.M	Sequence: 26Jun18
Instrument: US14173023 CN14160045	Analyst: Adrian
Data file: C:\Chem32\1\Data\26Jun18\19.D	

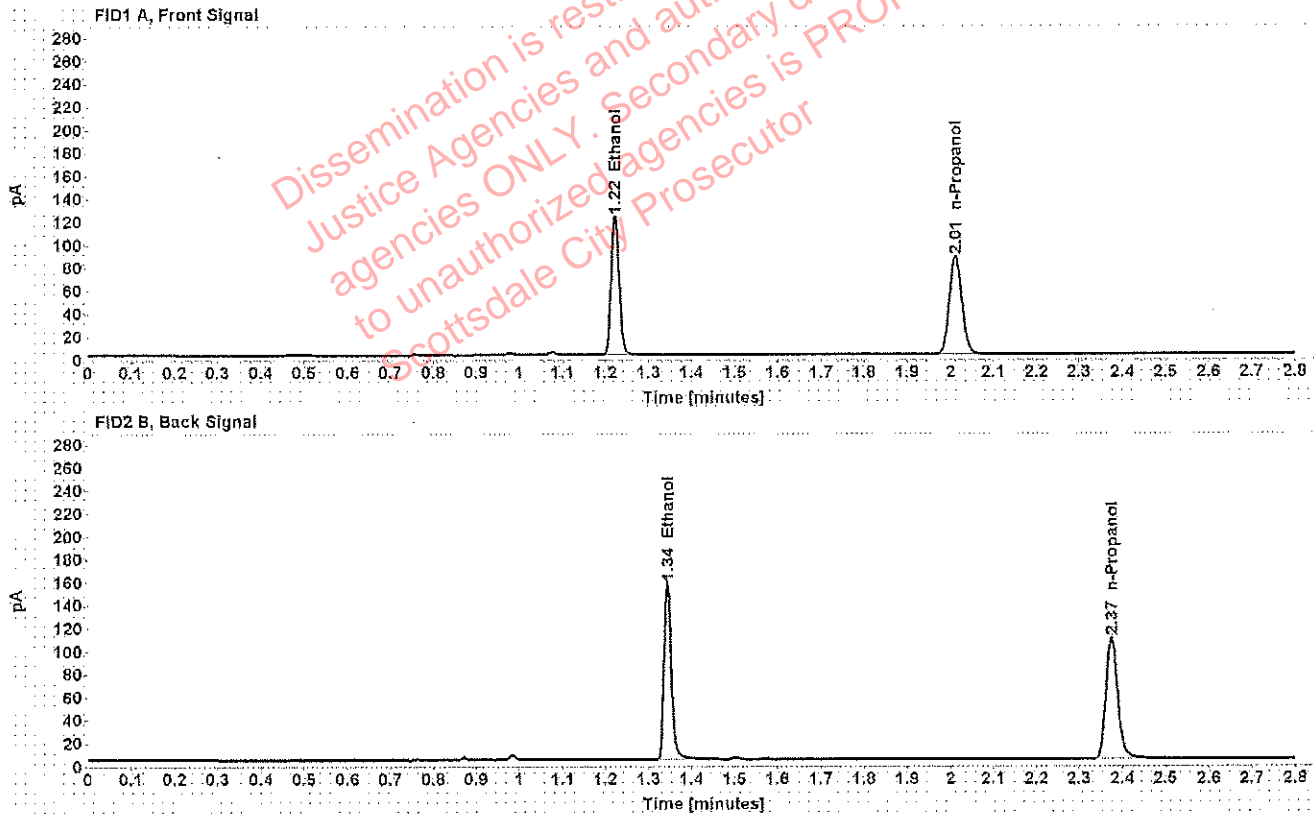


Table 1: FID 1 A (column DB-ALC1)

Compound	Amount (g/100mL)	Time (min)	Peak Area
>Ethanol	0.2357	1.223	155.356
n-Propanol	-----	2.012	174.256

Table 2: FID 2 B (column DB-ALC2)

Compound	Time (min)	Peak Area
Ethanol	1.344	184.477
n-Propanol	2.375	204.695

Scottsdale Police Department Crime Lab Volatiles Analysis

Sample: [REDACTED]	Item number: 1219546
Injection date: 6/26/2018 11:16:39 AM	Vial: 21
Method: ethanol quant.M	Sequence: 26Jun18
Instrument: US14173023 CN14160045	Analyst: Adrian
Data file: C:\Chem32\1\Data\26Jun18\21.D	

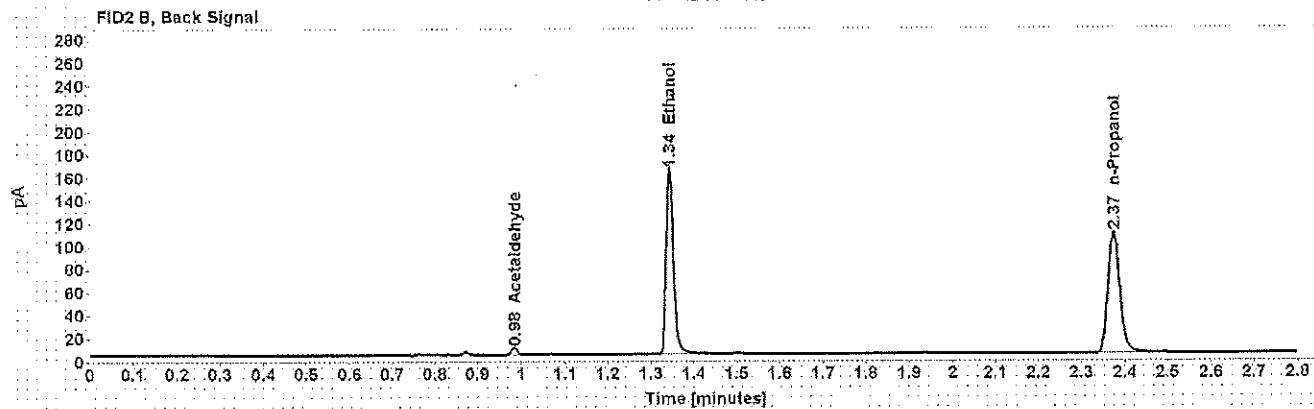
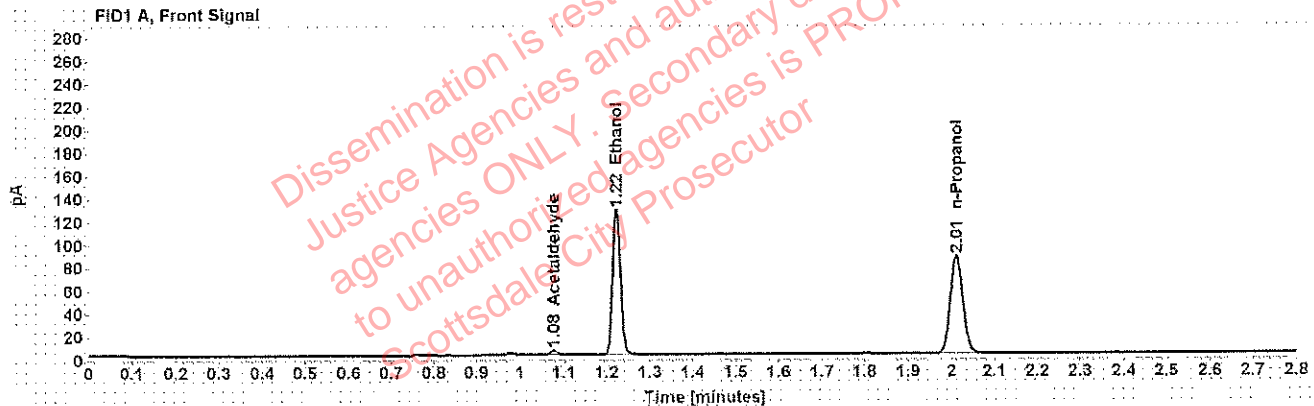


Table 1: FID 1 A (column DB-ALC1)

Compound	Amount (g/100mL)	Time (min)	Peak Area
Acetaldehyde	-----	1.077	4.205
>Ethanol	0.2483	1.223	162.842
n-Propanol	-----	2.012	173.299

Table 2: FID 2 B (column DB-ALC2)

Compound	Time (min)	Peak Area
Acetaldehyde	0.984	5.284
Ethanol	1.344	193.334
n-Propanol	2.374	204.053

Scottsdale Police Department Crime Lab Volatiles Analysis

Sample: [REDACTED]	Item number: 1219546
Injection date: 6/26/2018 11:20:39 AM	Vial: 22
Method: ethanol quant.M	Sequence: 26Jun18
Instrument: US14173023 CN14160045	Analyst: Adrian
Data file: C:\Chem32\11\Data\26Jun18\22.D	

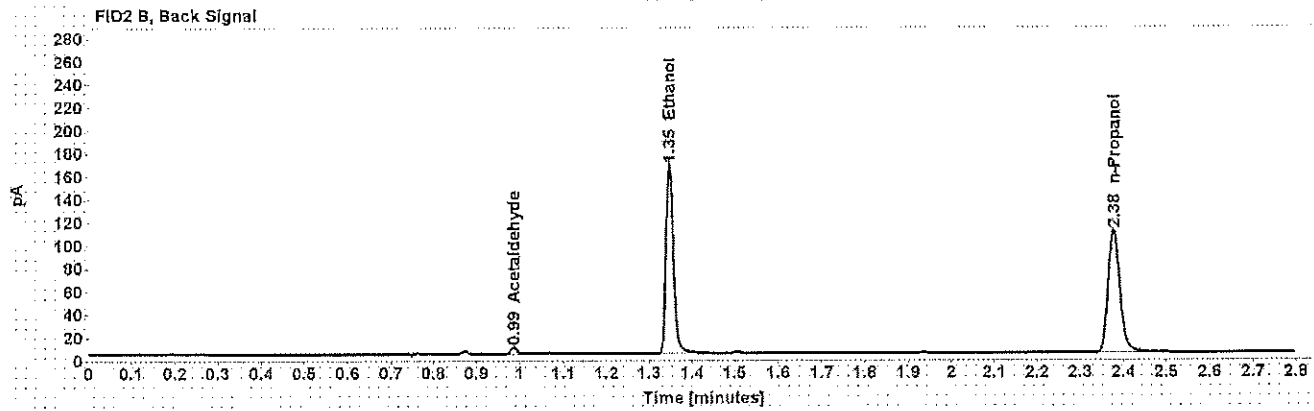
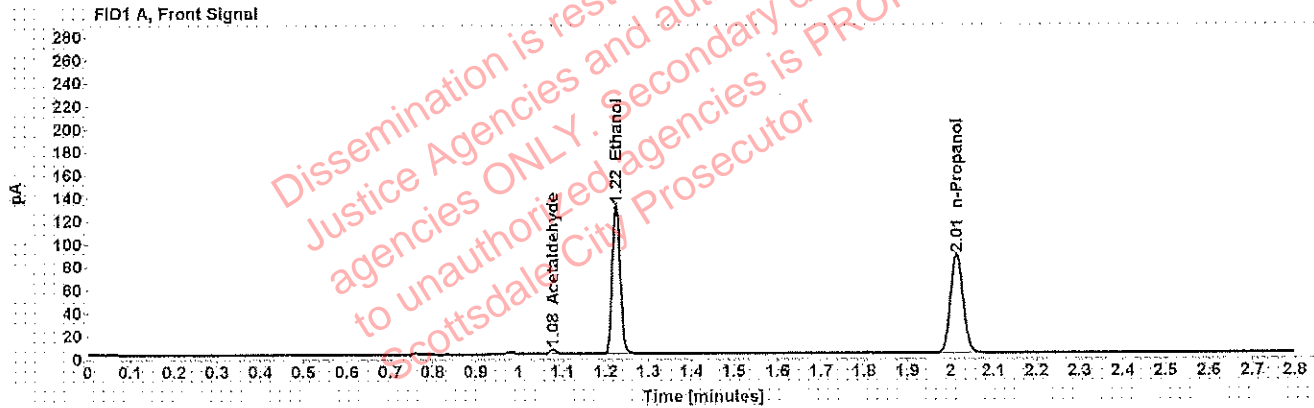


Table 1: FID 1 A (column DB-ALC1)

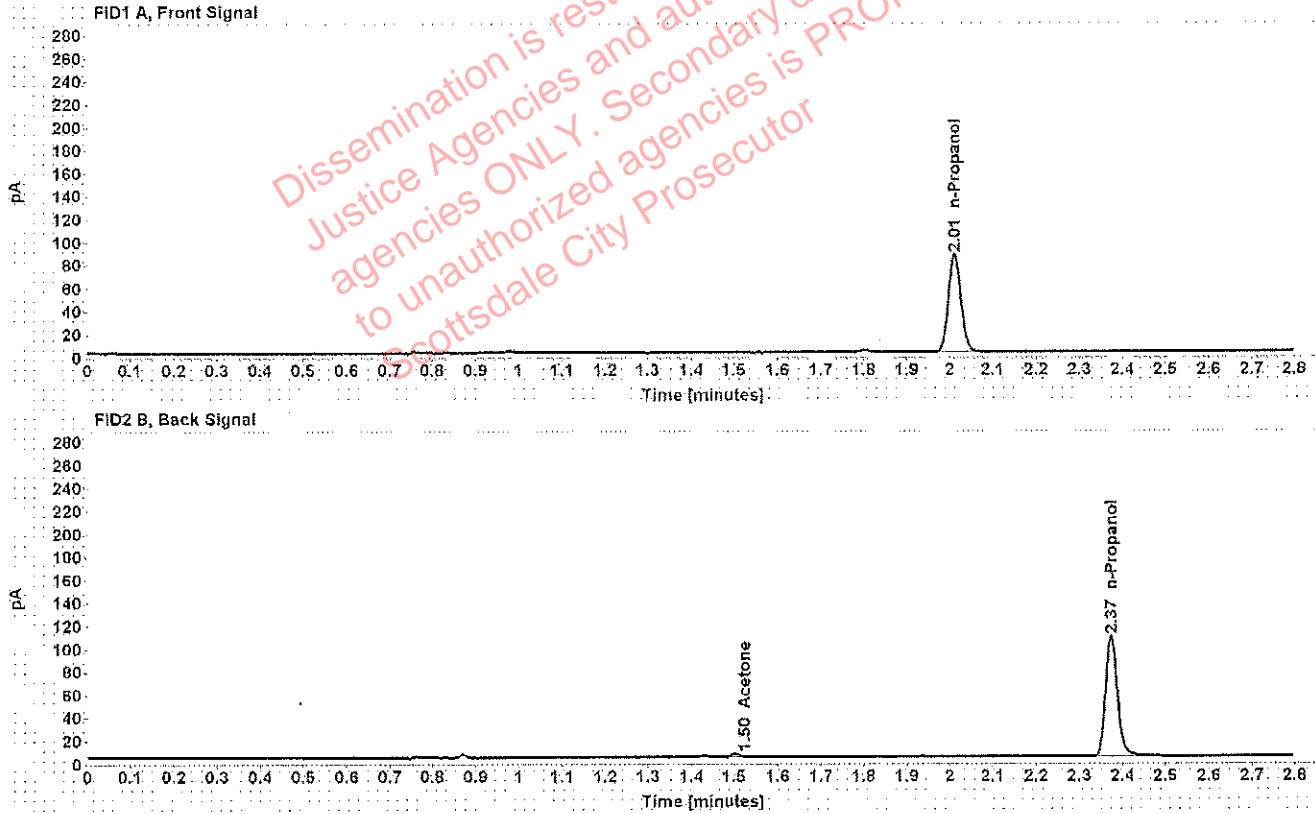
Compound	Amount (g/100mL)	Time (min)	Peak Area
Acetaldehyde	-----	1.078	4.251
>Ethanol	0.2514	1.225	167.128
n-Propanol	-----	2.014	175.707

Table 2: FID 2 B (column DB-ALC2)

Compound	Time (min)	Peak Area
Acetaldehyde	0.985	5.347
Ethanol	1.347	198.812
n-Propanol	2.377	206.990

Scottsdale Police Department Crime Lab Volatiles Analysis

Sample: [REDACTED]	Item number: 1219234
Injection date: 6/26/2018 11:24:39 AM	Vial: 23
Method: ethanol quant.M	Sequence: 26Jun18
Instrument: US14173023 CN14160045	Analyst: Adrian
Data file: C:\Chem32\1\Data\26Jun18\23.D	



Dissemination is restricted to Criminal Justice Agencies and authorized agencies ONLY. Secondary dissemination to unauthorized agencies is PROHIBITED. Scottsdale City Prosecutor

Table 1: FID 1 A (column DB-ALC1)

Compound	Amount (g/100mL)	Time (min)	Peak Area
n-Propanol	-----	2.011	173.307

Table 2: FID 2 B (column DB-ALC2)

Compound	Time (min)	Peak Area
Acetone	1.502	3.969
n-Propanol	2.373	202.654

Scottsdale Police Department Crime Lab Volatiles Analysis

Sample: [REDACTED]	Item number: 1219234
Injection date: 6/26/2018 11:28:38 AM	Vial: 24
Method: ethanol quant.M	Sequence: 26Jun18
Instrument: US14173023 CN14160045	Analyst: Adrian
Data file: C:\Chem32\11\Data\26Jun18\24.D	

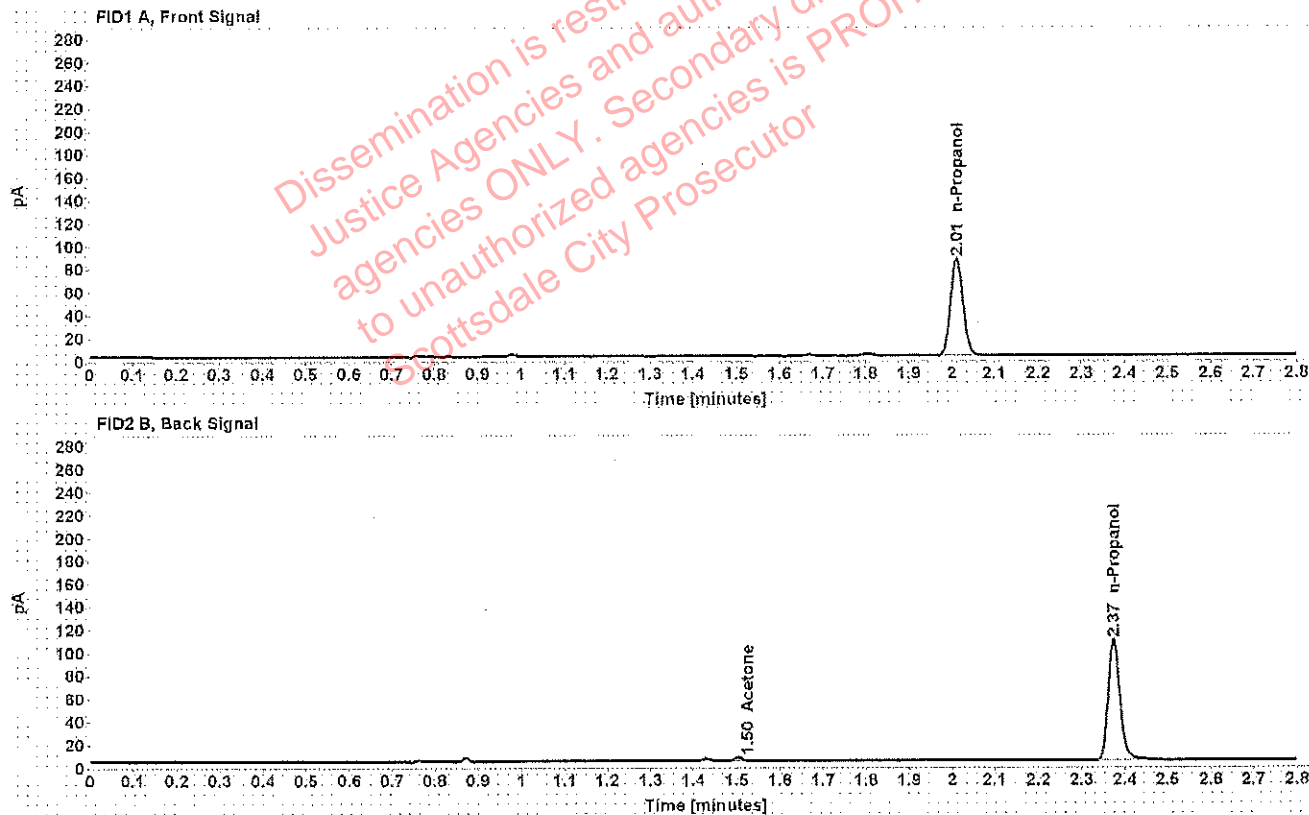


Table 1: FID 1 A (column DB-ALC1)

Compound	Amount (g/100mL)	Time (min)	Peak Area
n-Propanol	-----	2.012	172.627

Table 2: FID 2 B (column DB-ALC2)

Compound	Time (min)	Peak Area
Acetone	1.503	4.020
n-Propanol	2.374	202.473

Scottsdale Police Department Crime Lab Volatiles Analysis

Sample: [REDACTED]	Item number: 1219771
Injection date: 6/26/2018 11:32:54 AM	Vial: 25
Method: ethanol quant.M	Sequence: 26Jun18
Instrument: US14173023 CN14160045	Analyst: Adrian
Data file: C:\Chem32\11\Data\26Jun18\25.D	

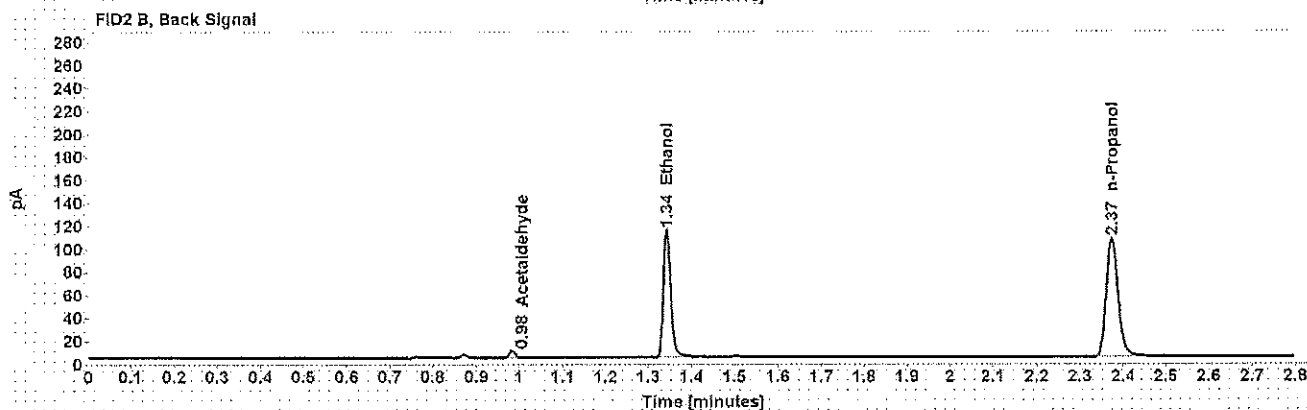
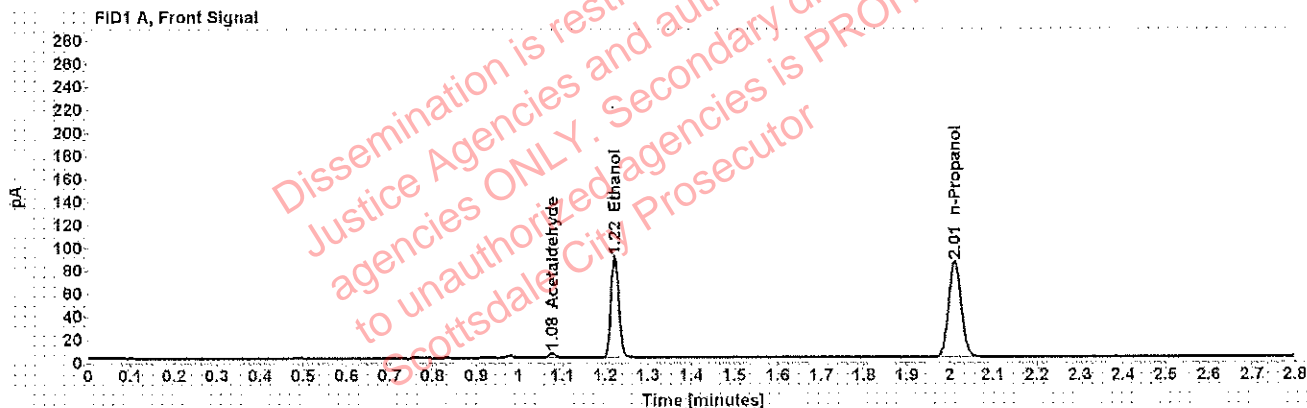


Table 1: FID 1 A (column DB-ALC1)

Compound	Amount (g/100mL)	Time (min)	Peak Area
Acetaldehyde	-----	1.076	4.561
>Ethanol	0.1763	1.222	113.572
n-Propanol	-----	2.011	170.544

Table 2: FID 2 B (column DB-ALC2)

Compound	Time (min)	Peak Area
Acetaldehyde	0.983	5.743
Ethanol	1.343	134.781
n-Propanol	2.374	200.893

Scottsdale Police Department Crime Lab Volatiles Analysis

Sample: [REDACTED]	Item number: 1219771
Injection date: 6/26/2018 11:36:54 AM	Vial: 26
Method: ethanol quant.M	Sequence: 26Jun18
Instrument: US14173023 CN14160045	Analyst: Adrian
Data file: C:\Chem3211\Data\26Jun18\26.D	

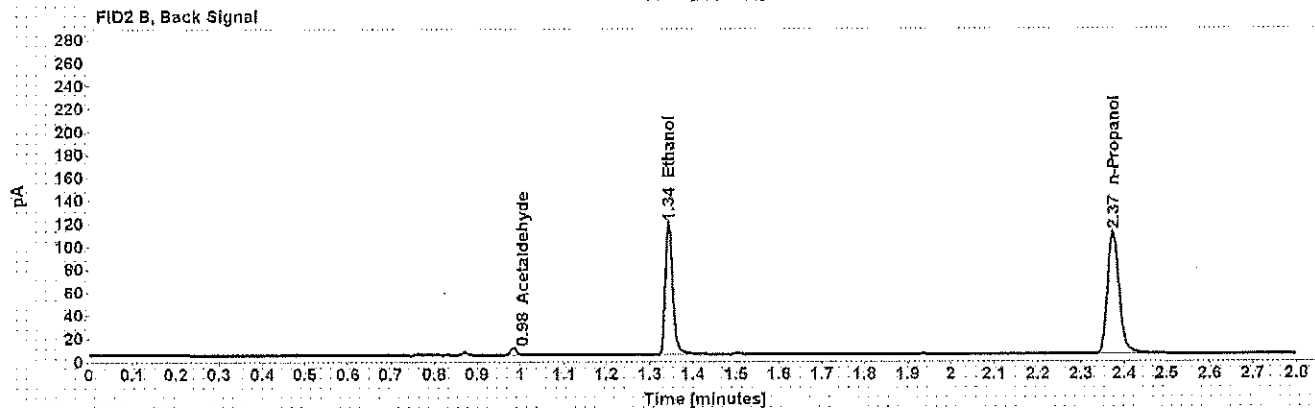
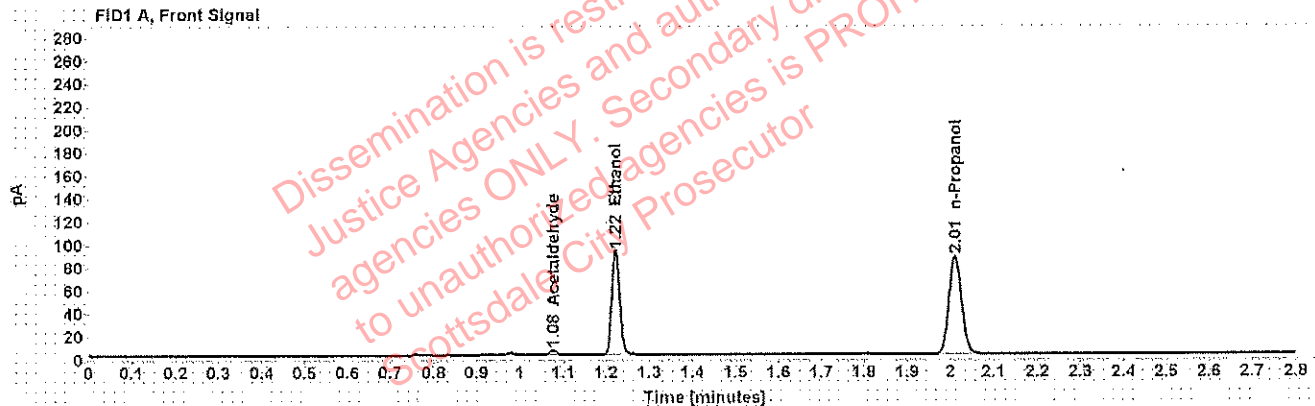


Table 1: FID 1 A (column DB-ALC1)

Compound	Amount (g/100mL)	Time (min)	Peak Area
Acetaldehyde	-----	1.076	4.498
>Ethanol	0.1771	1.223	116.886
n-Propanol	-----	2.012	174.795

Table 2: FID 2 B (column DB-ALC2)

Compound	Time (min)	Peak Area
Acetaldehyde	0.984	5.646
Ethanol	1.344	138.445
n-Propanol	2.374	205.872

Scottsdale Police Department Crime Lab Volatiles Analysis

Sample: [REDACTED]	Item number: 1216078
Injection date: 6/26/2018 11:40:54 AM	Vial: 27
Method: ethanol quant.M	Sequence: 26Jun18
Instrument: US14173023 CN14160045	Analyst: Adrian
Data file: C:\Chem32\11\Data\26Jun18\27.D	

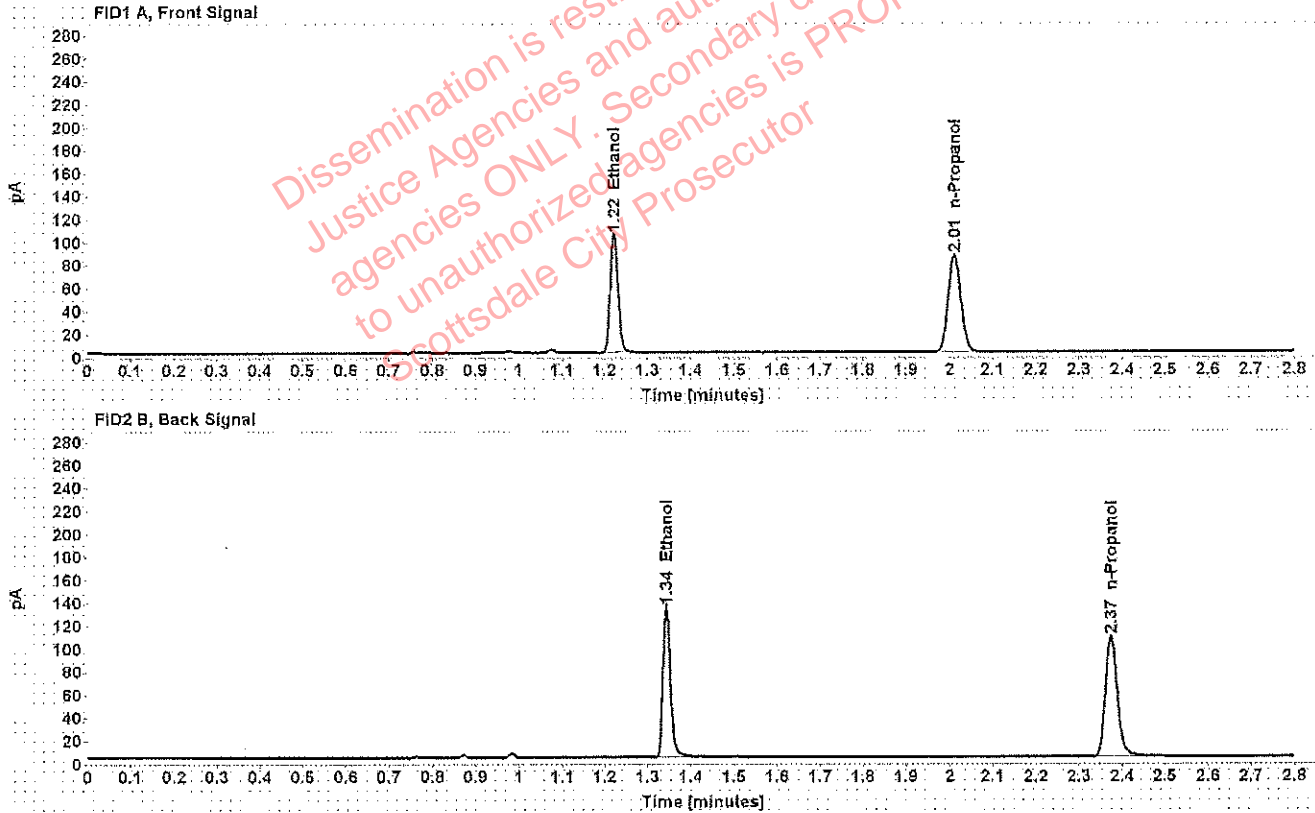


Table 1: FID 1 A (column DB-ALC1)

Compound	Amount (g/100mL)	Time (min)	Peak Area
>Ethanol	0.2036	1.222	132.774
n-Propanol	-----	2.012	172.553

Table 2: FID 2 B (column DB-ALC2)

Compound	Time (min)	Peak Area
Ethanol	1.343	157.762
n-Propanol	2.374	203.137

Scottsdale Police Department Crime Lab Volatiles Analysis

Sample: [REDACTED]	Item number: 1216078
Injection date: 6/26/2018 11:44:54 AM	Vial: 28
Method: ethanol quant.M	Sequence: 26Jun18
Instrument: US14173023 CN14160045	Analyst: Adrian
Data file: C:\Chem32\1\Data\26Jun18\28.D	

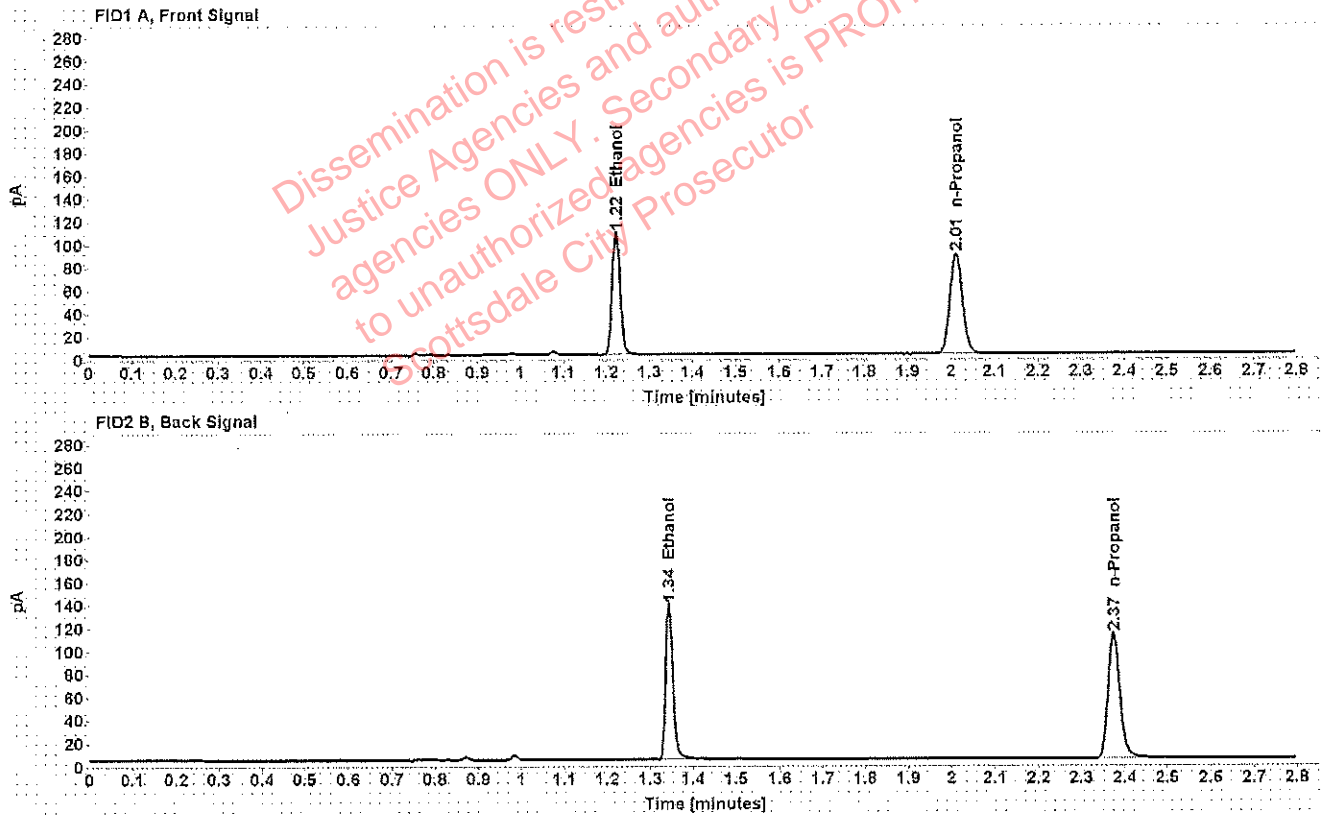


Table 1: FID 1 A (column DB-ALC1)

Compound	Amount (g/100mL)	Time (min)	Peak Area
>Ethanol	0.2040	1.223	137.410
n-Propanol	-----	2.012	178.192

Table 2: FID 2 B (column DB-ALC2)

Compound	Time (min)	Peak Area
Ethanol	1.344	163.660
n-Propanol	2.374	209.895

Scottsdale Police Department Crime Lab Volatiles Analysis

Sample: [REDACTED]	Item number: 1216323
Injection date: 6/26/2018 11:48:53 AM	Vial: 29
Method: ethanol quant.M	Sequence: 26Jun18
Instrument: US14173023 CN14160045	Analyst: Adrian
Data file: C:\Chem321\Data\26Jun18\29.D	

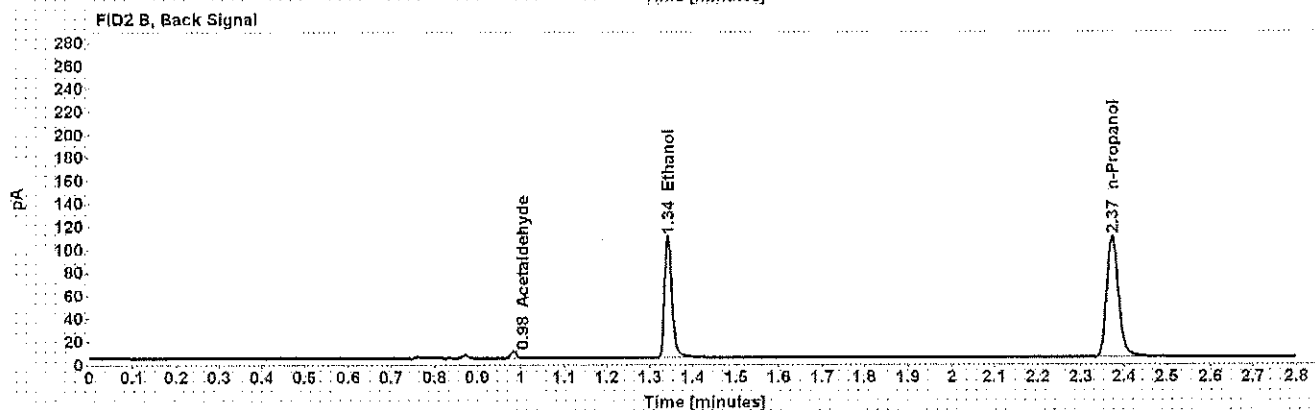
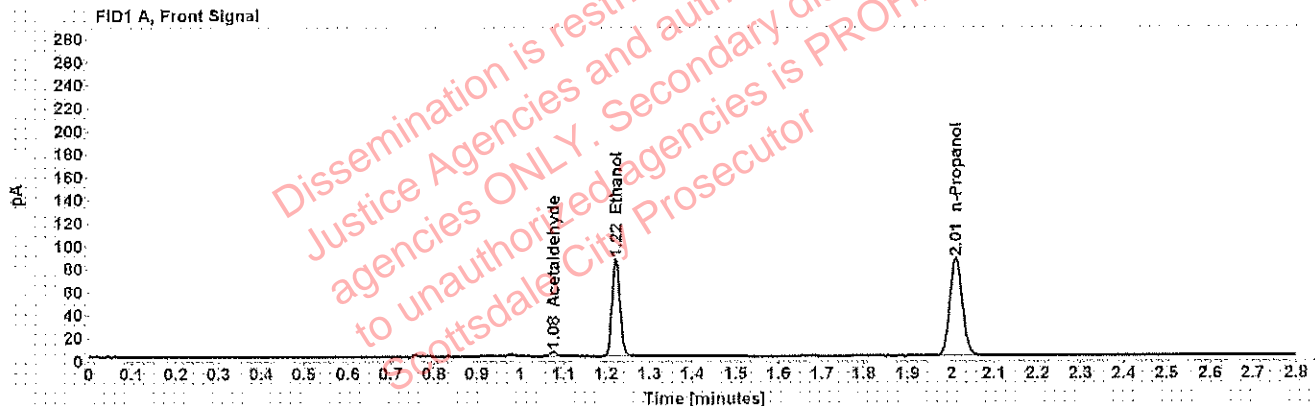


Table 1: FID 1 A (column DB-ALC1)

Compound	Amount (g/100mL)	Time (min)	Peak Area
Acetaldehyde	-----	1.076	4.175
>Ethanol	0.1658	1.222	108.651
n-Propanol	-----	2.011	173.637

Table 2: FID 2 B (column DB-ALC2)

Compound	Time (min)	Peak Area
Acetaldehyde	0.983	5.258
Ethanol	1.343	129.252
n-Propanol	2.373	204.046

Scottsdale Police Department Crime Lab Volatiles Analysis

Sample: [REDACTED]	Item number:	1216323
Injection date: 6/26/2018 11:52:54 AM	Vial:	30
Method: ethanol quant.M	Sequence:	26Jun18
Instrument: US14173023 CN14160045	Analyst:	Adrian
Data file: C:\Chem321\1\Data\26Jun18\30.D		

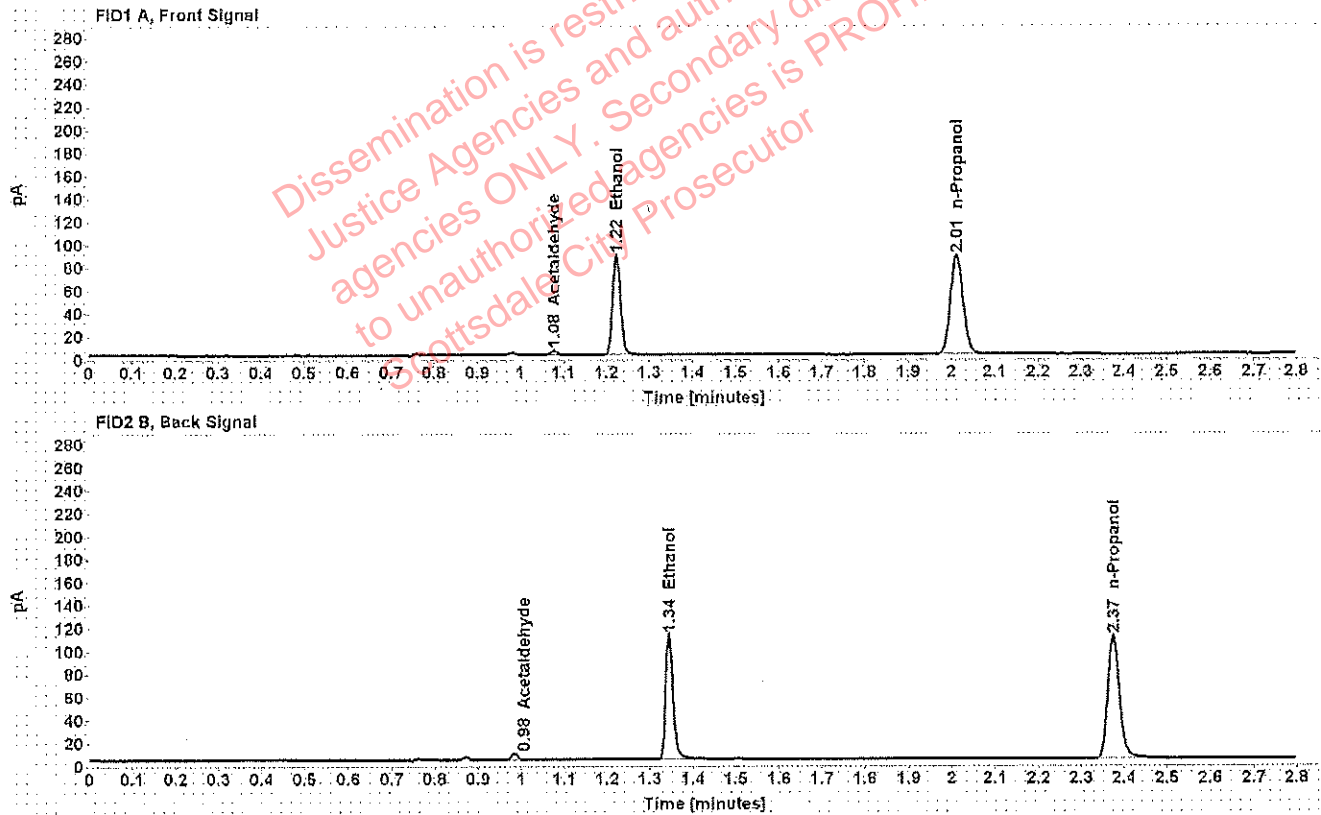


Table 1: FID 1 A (column DB-ALC1)

Compound	Amount (g/100mL)	Time (min)	Peak Area
Acetaldehyde	-----	1.077	4.083
>Ethanol	0.1682	1.223	111.829
n-Propanol	-----	2.012	176.073

Table 2: FID 2 B (column DB-ALC2)

Compound	Time (min)	Peak Area
Acetaldehyde	0.984	5.100
Ethanol	1.344	132.998
n-Propanol	2.375	206.886

Scottsdale Police Department Crime Lab Volatiles Analysis

Sample: [REDACTED]	Item number: 1216988
Injection date: 6/26/2018 12:01:09 PM	Vial: 32
Method: ethanol quant.M	Sequence: 26Jun18
Instrument: US14173023 CN14160045	Analyst: Adrian
Data file: C:\Chem32\1\Data\26Jun18\32.D	

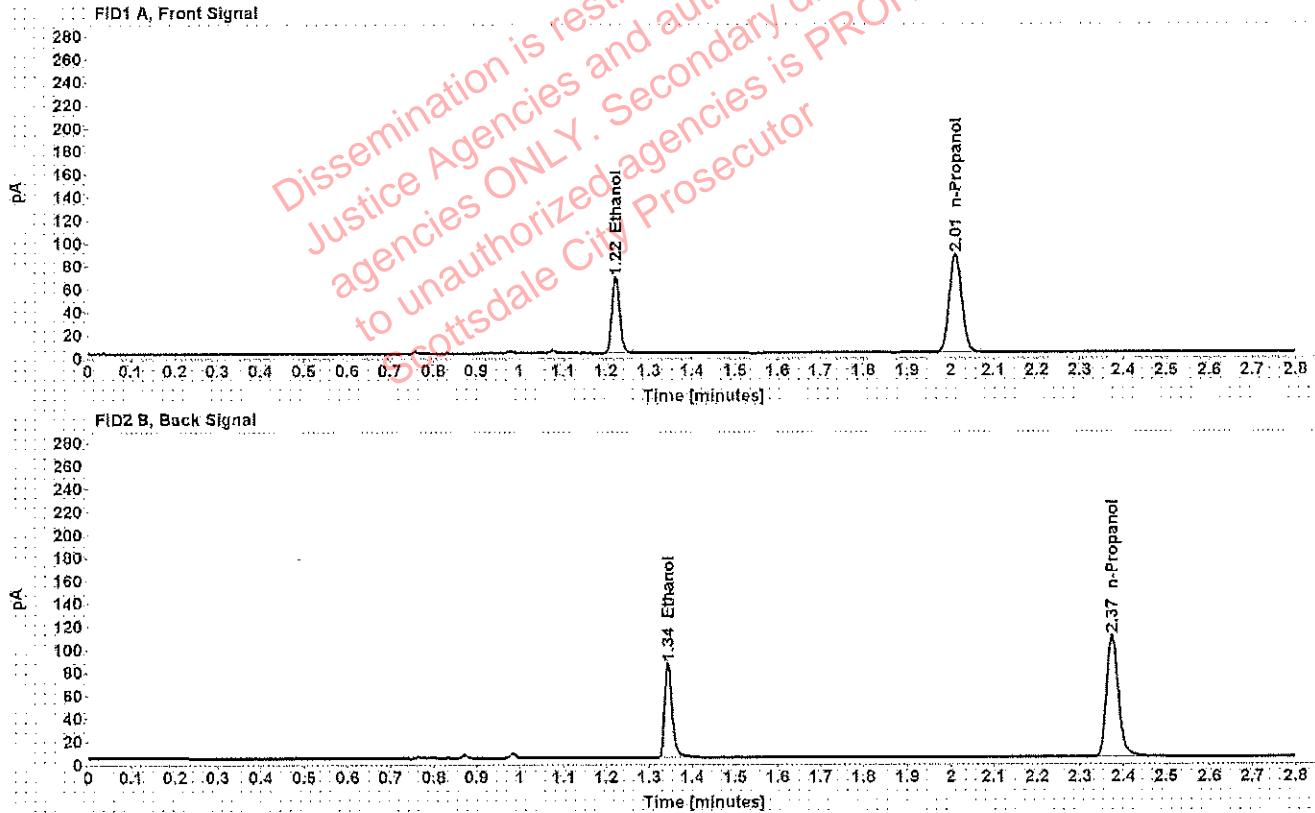


Table 1: FID 1 A (column DB-ALC1)

Compound	Amount (g/100mL)	Time (min)	Peak Area
>Ethanol	0.1290	1.223	84.918
n-Propanol	-----	2.012	174.762

Table 2: FID 2 B (column DB-ALC2)

Compound	Time (min)	Peak Area
Ethanol	1.344	100.025
n-Propanol	2.374	205.381

Scottsdale Police Department Crime Lab Volatiles Analysis

Sample: [REDACTED]	Item number: 1216988
Injection date: 6/26/2018 12:05:09 PM	Vial: 33
Method: ethanol quant.M	Sequence: 26Jun18
Instrument: US14173023 CN14160045	Analyst: Adrian
Data file: C:\Chem32\11\Data\26Jun18\33.D	

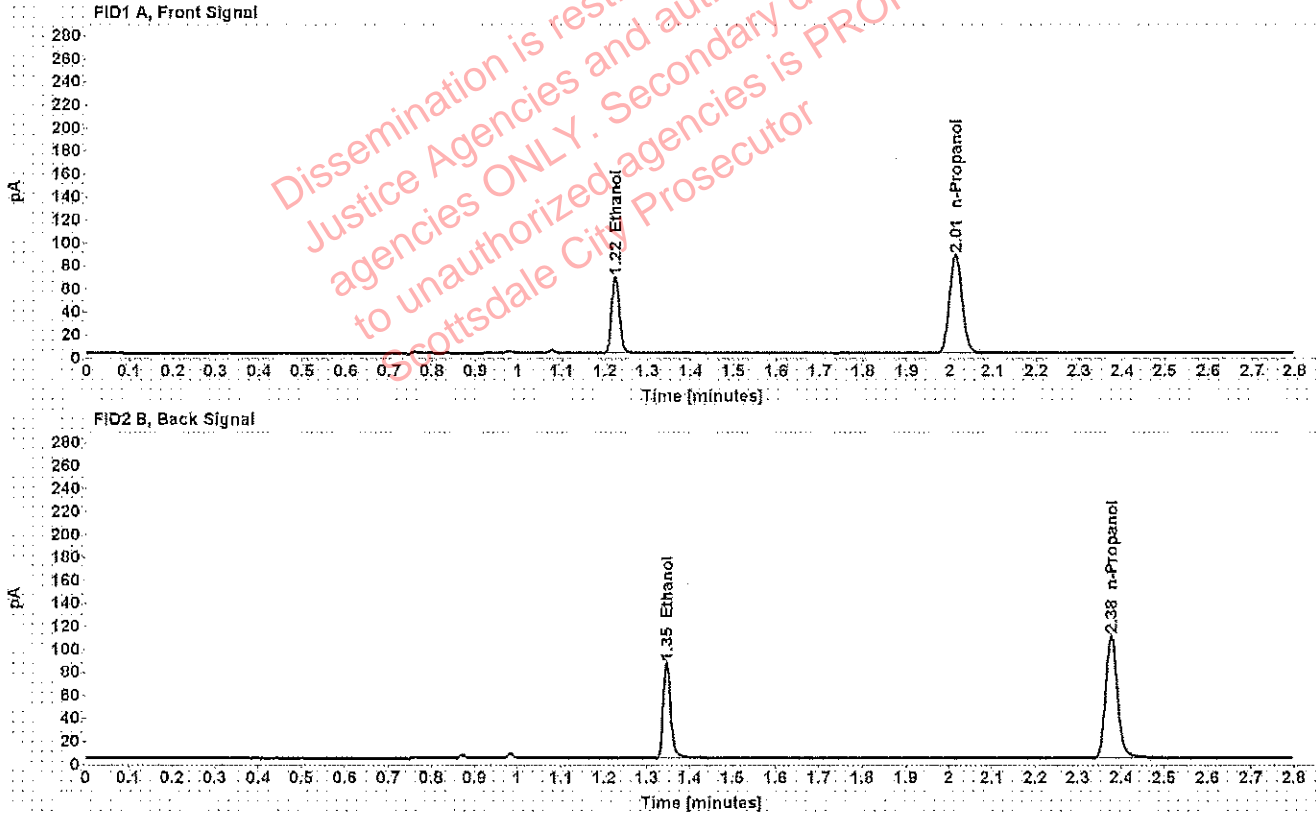


Table 1: FID 1 A (column DB-ALC1)

Compound	Amount (g/100mL)	Time (min)	Peak Area
>Ethanol	0.1303	1.224	85.743
n-Propanol	-----	2.013	174.625

Table 2: FID 2 B (column DB-ALC2)

Compound	Time (min)	Peak Area
Ethanol	1.346	101.747
n-Propanol	2.376	205.339

Scottsdale Police Department Crime Lab Volatiles Analysis

Sample: [REDACTED]	Item number: 1215829
Injection date: 6/26/2018 12:09:09 PM	Vial: 34
Method: ethanol quant.M	Sequence: 26Jun18
Instrument: US14173023 CN14160045	Analyst: Adrian
Data file: C:\Chem32\1\Data\26Jun18\34.D	

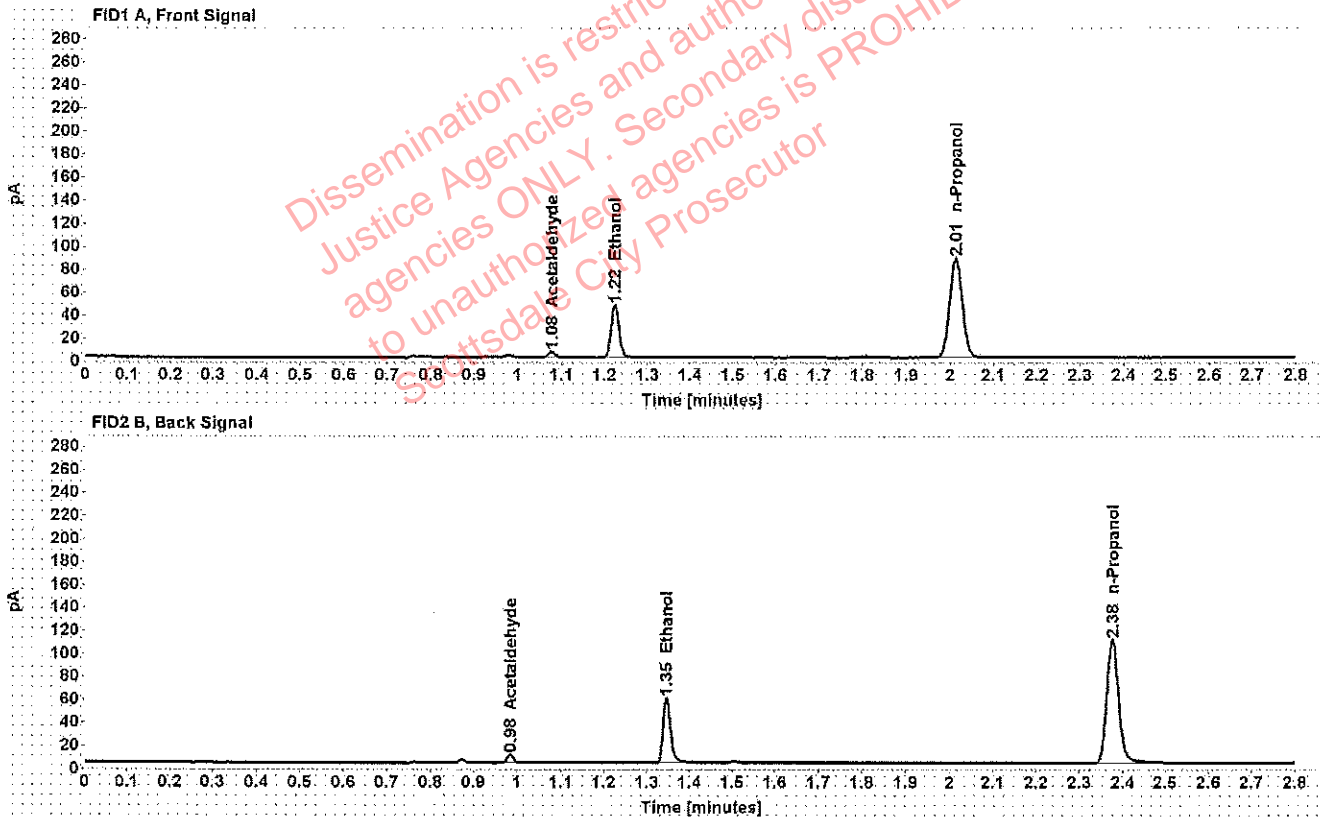


Table 1: FID 1 A (column DB-ALC1)

Compound	Amount (g/100mL)	Time (min)	Peak Area
Acetaldehyde	-----	1.077	5.061
>Ethanol	0.0887	1.224	58.559
n-Propanol	-----	2.013	175.981

Table 2: FID 2 B (column DB-ALC2)

Compound	Time (min)	Peak Area
Acetaldehyde	0.985	6.323
Ethanol	1.346	68.510
n-Propanol	2.376	206.973

Scottsdale Police Department Crime Lab Volatiles Analysis

Sample: [REDACTED]	Item number: 1215829
Injection date: 6/26/2018 12:13:09 PM	Vial: 35
Method: ethanol quant.M	Sequence: 26Jun18
Instrument: US14173023 CN14160045	Analyst: Adrian
Data file: C:\Chem32\1\Data\26Jun18\35.D	

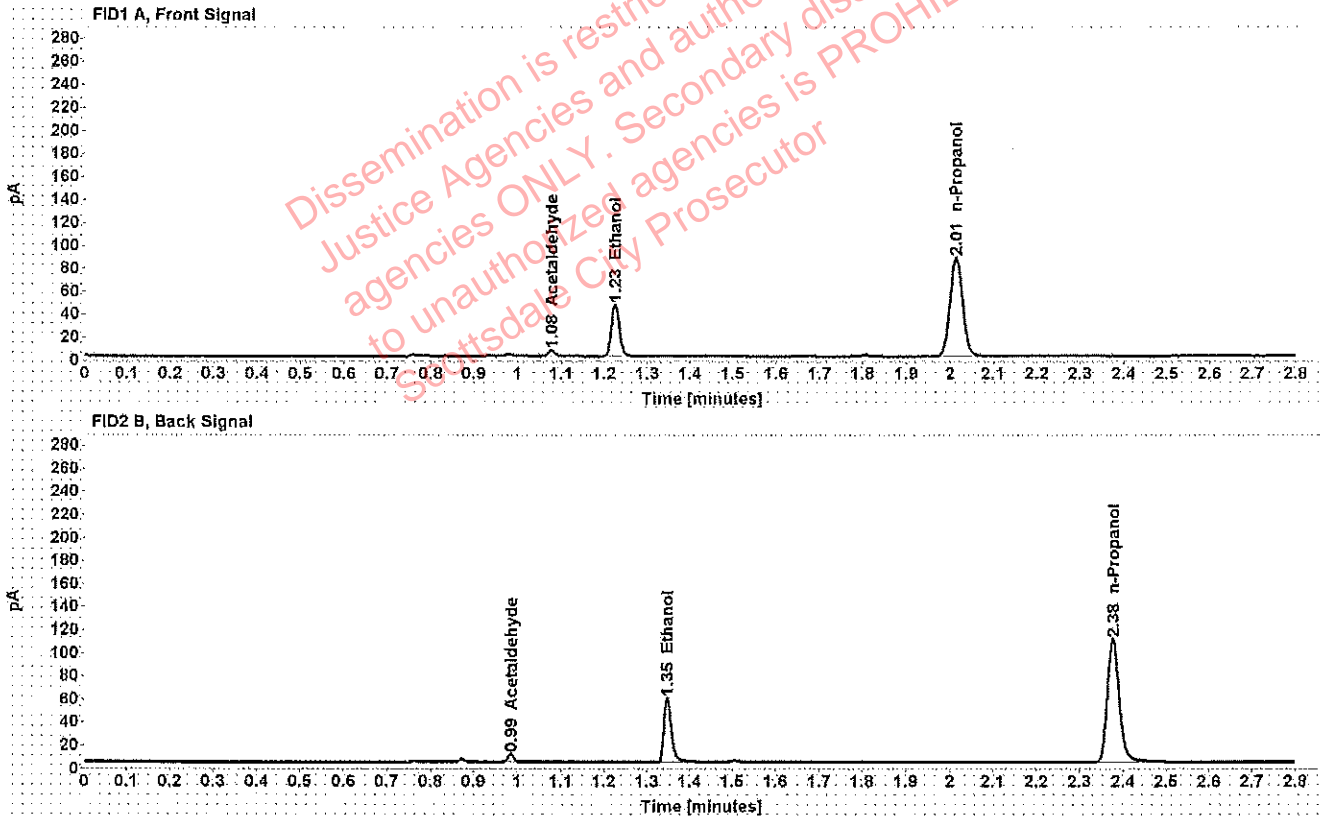


Table 1: FID 1 A (column DB-ALC1)

Compound	Amount (g/100mL)	Time (min)	Peak Area
Acetaldehyde	-----	1.078	5.093
>Ethanol	0.0888	1.225	58.281
n-Propanol	-----	2.014	175.017

Table 2: FID 2 B (column DB-ALC2)

Compound	Time (min)	Peak Area
Acetaldehyde	0.985	6.373
Ethanol	1.348	68.232
n-Propanol	2.377	205.781

Scottsdale Police Department Crime Lab Volatiles Analysis

Sample: [REDACTED]	Item number: 1216329
Injection date: 6/26/2018 12:17:09 PM	Vial: 36
Method: ethanol quant.M	Sequence: 26Jun18
Instrument: US14173023 CN14160045	Analyst: Adrian
Data file: C:\Chem32\1\Data\26Jun18\36.D	

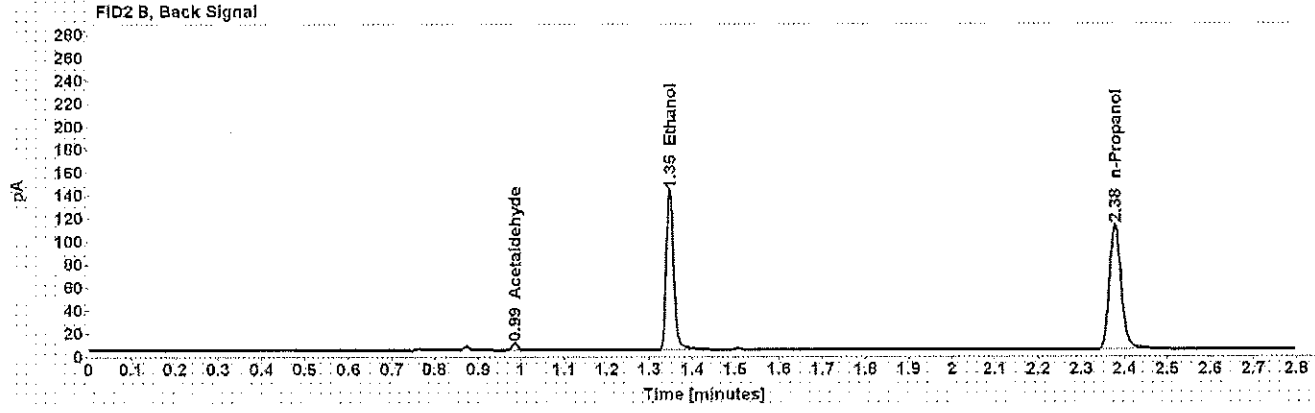
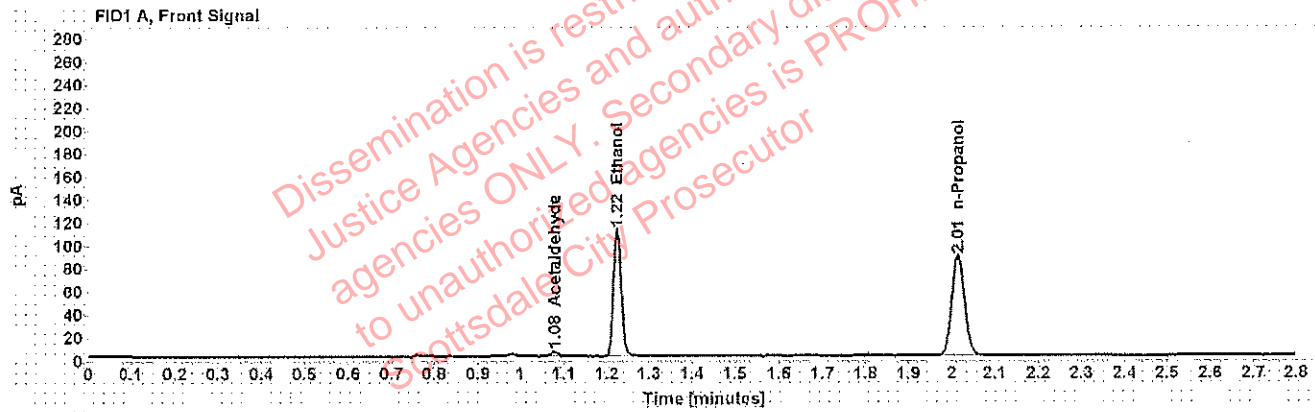


Table 1: FID 1 A (column DB-ALC1)

Compound	Amount (g/100mL)	Time (min)	Peak Area
Acetaldehyde	-----	1.078	4.186
>Ethanol	0.2109	1.225	141.675
n-Propanol	-----	2.014	177.662

Table 2: FID 2 B (column DB-ALC2)

Compound	Time (min)	Peak Area
Acetaldehyde	0.986	5.221
Ethanol	1.347	168.738
n-Propanol	2.378	206.487

Scottsdale Police Department Crime Lab Volatiles Analysis

Sample: [REDACTED]	Item number: 1216329
Injection date: 6/26/2018 12:21:23 PM	Vial: 37
Method: ethanol quant.M	Sequence: 26Jun18
Instrument: US14173023 CN14160045	Analyst: Adrian
Data file: C:\Chem32\1\Data\26Jun18\37.D	

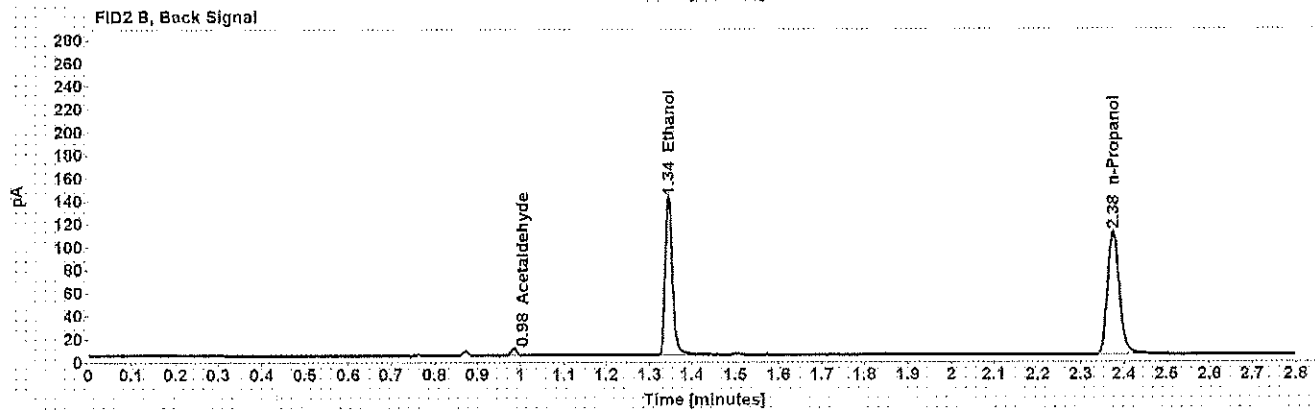
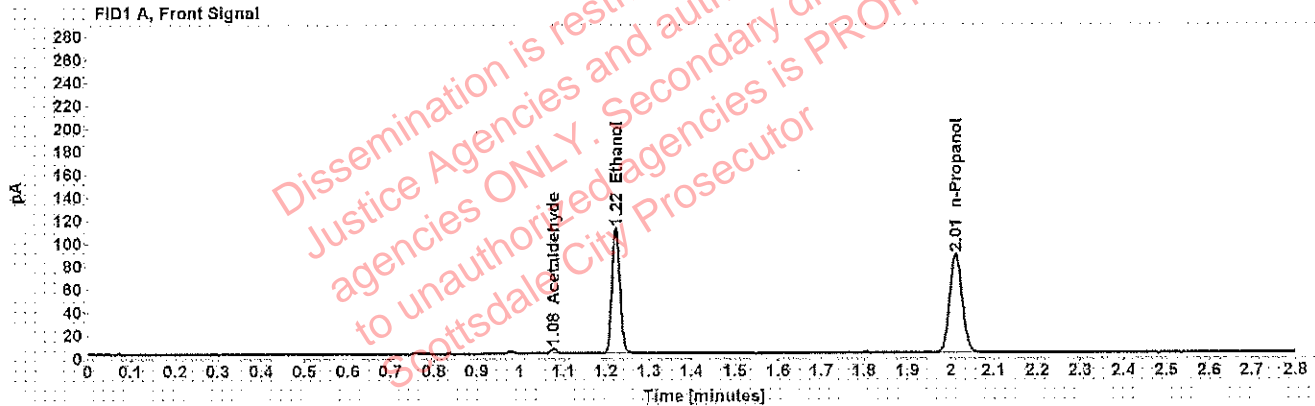


Table 1: FID 1 A (column DB-ALC1)

Compound	Amount (g/100mL)	Time (min)	Peak Area
Acetaldehyde	-----	1.077	4.311
>Ethanol	0.2108	1.223	139.849
n-Propanol	-----	2.012	175.491

Table 2: FID 2 B (column DB-ALC2)

Compound	Time (min)	Peak Area
Acetaldehyde	0.984	5.427
Ethanol	1.345	186.471
n-Propanol	2.375	204.464

Scottsdale Police Department Crime Lab Volatiles Analysis

Sample: [REDACTED]	Item number: 1174247
Injection date: 6/26/2018 12:25:23 PM	Vial: 38
Method: ethanol quant.M	Sequence: 26Jun18
Instrument: US14173023 CN14160045	Analyst: Adrian
Data file: C:\Chem3211\Data\26Jun18\38.D	

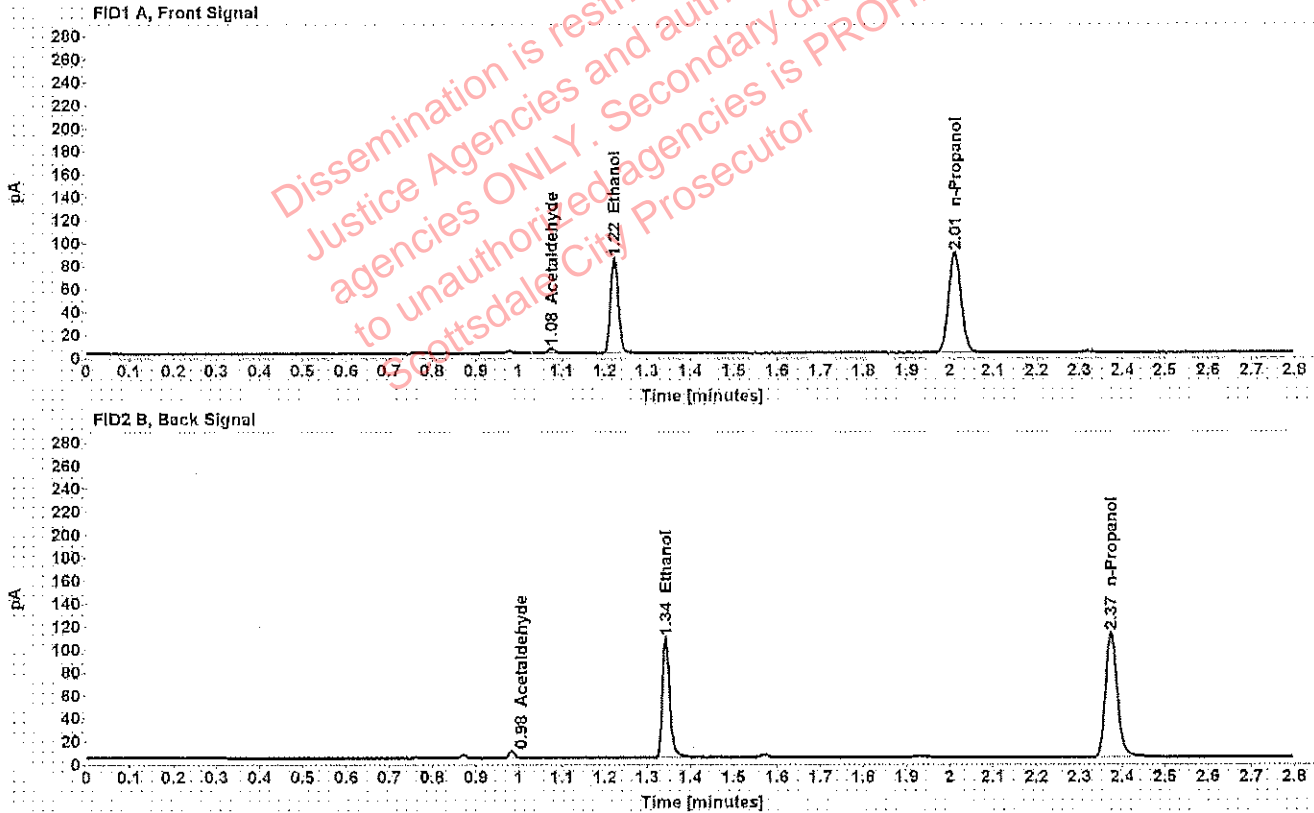


Table 1: FID 1 A (column DB-ALC1)

Compound	Amount (g/100mL)	Time (min)	Peak Area
Acetaldehyde	-----	1.076	4.403
>Ethanol	0.1584	1.222	106.766
n-Propanol	-----	2.011	178.667

Table 2: FID 2 B (column DB-ALC2)

Compound	Time (min)	Peak Area
Acetaldehyde	0.983	5.515
Ethanol	1.343	128.393
n-Propanol	2.374	209.836

Scottsdale Police Department Crime Lab Volatiles Analysis

Sample: [REDACTED]	Item number: 1174247
Injection date: 6/26/2018 12:29:23 PM	Vial: 39
Method: ethanol quant.M	Sequence: 26Jun18
Instrument: US14173023 CN14160045	Analyst: Adrian
Data file: C:\Chem32\1\Data\26Jun18\39.D	

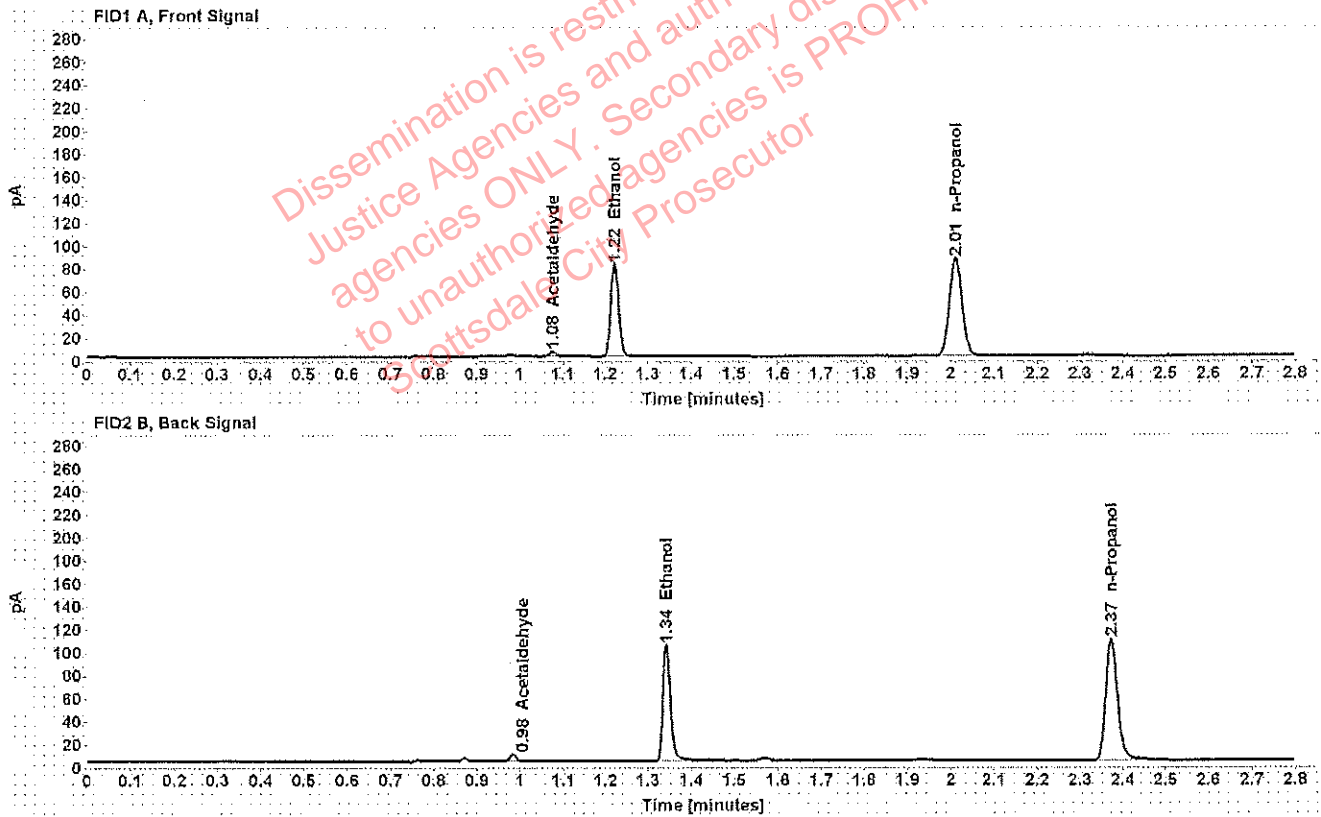


Table 1: FID 1 A (column DB-ALC1)

Compound	Amount (g/100mL)	Time (min)	Peak Area
Acetaldehyde	-----	1.076	4.481
>Ethanol	0.1574	1.222	103.438
n-Propanol	-----	2.011	174.148

Table 2: FID 2 B (column DB-ALC2)

Compound	Time (min)	Peak Area
Acetaldehyde	0.983	5.654
Ethanol	1.343	124.387
n-Propanol	2.373	204.295

Scottsdale Police Department Crime Lab Volatiles Analysis

Sample: [REDACTED]	Item number:	1220798
Injection date: 6/26/2018 12:33:23 PM	Vial:	40
Method: ethanol quant.M	Sequence:	26Jun18
Instrument: US14173023 CN14160045	Analyst:	Adrian
Data file: C:\Chem32\1\Data\26Jun18\40.D		

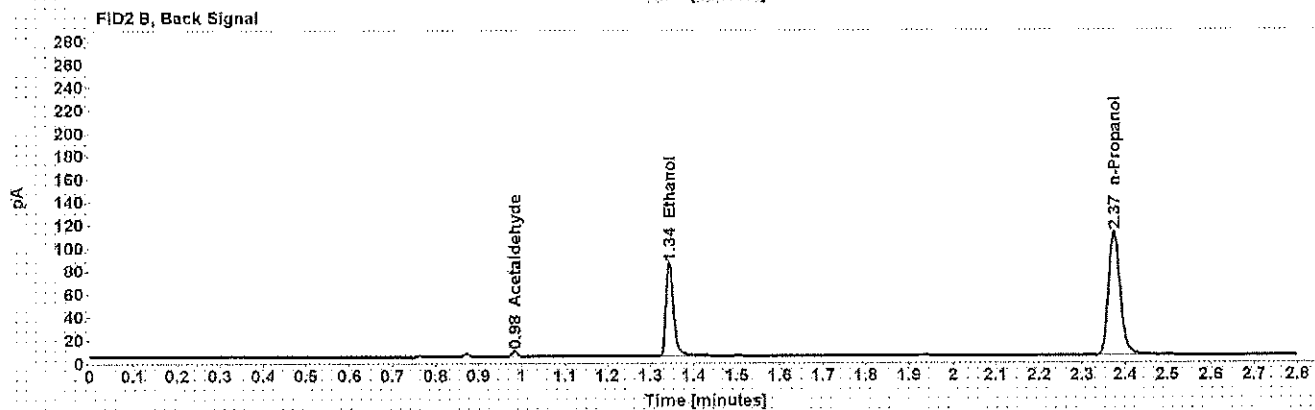
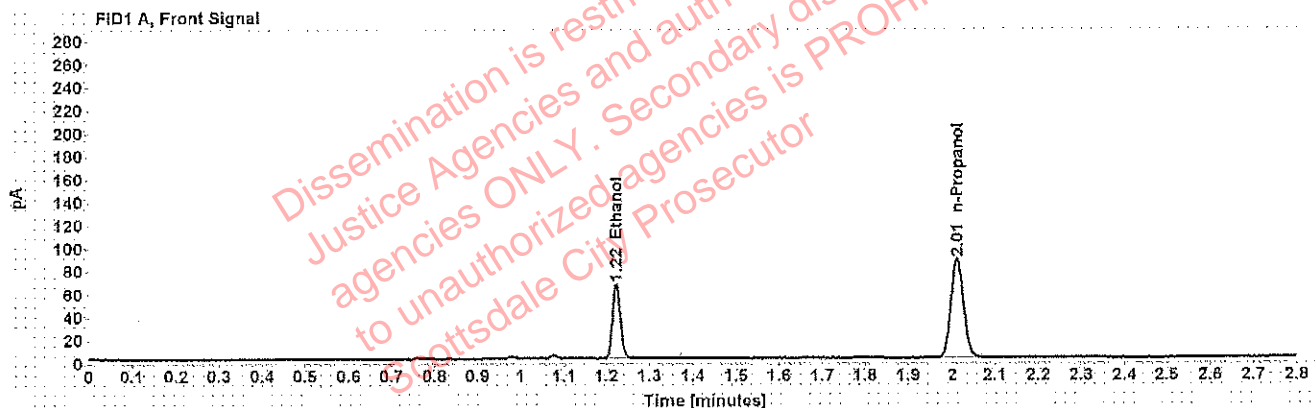


Table 1: FID 1 A (column DB-ALC1)

Compound	Amount (g/100mL)	Time (min)	Peak Area
>Ethanol	0.1260	1.223	83.341
n-Propanol	-----	2.012	175.576

Table 2: FID 2 B (column DB-ALC2)

Compound	Time (min)	Peak Area
Acetaldehyde	0.984	4.153
Ethanol	1.344	98.909
n-Propanol	2.374	207.031

Scottsdale Police Department Crime Lab Volatiles Analysis

Sample: [REDACTED]	Item number: 1220798
Injection date: 6/26/2018 12:37:23 PM	Vial: 41
Method: ethanol quant.M	Sequence: 26Jun18
Instrument: US14173023 CN14160045	Analyst: Adrian
Data file: C:\Chem3211\Data\26Jun18\41.D	

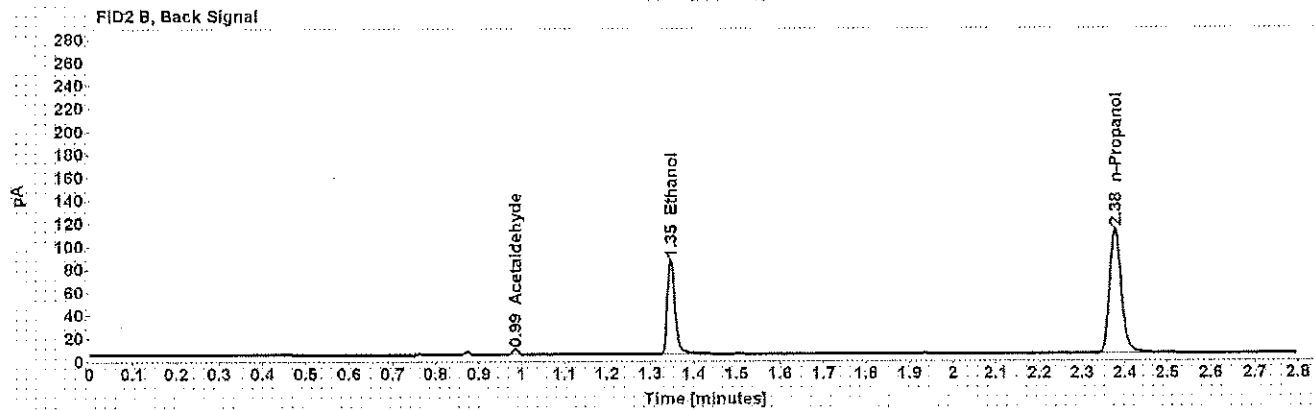
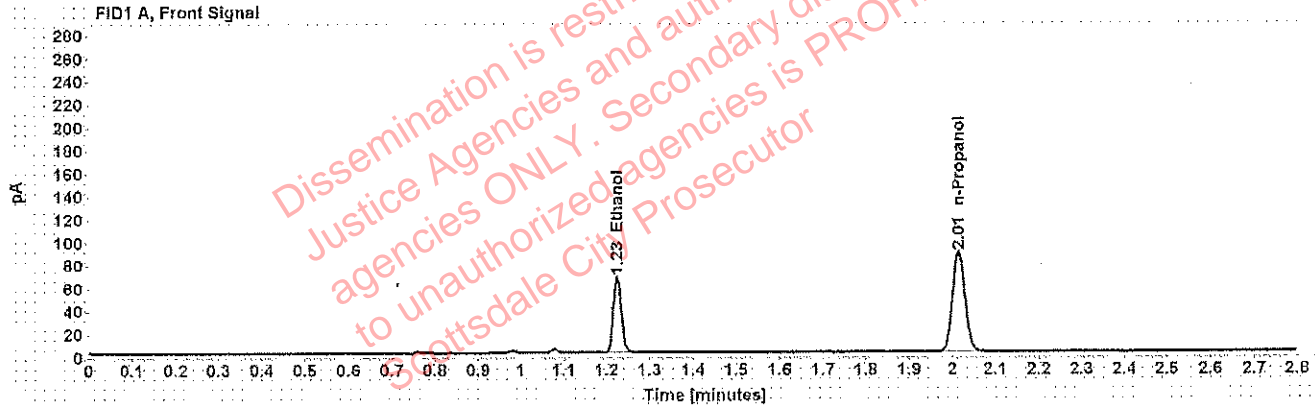


Table 1: FID 1 A (column DB-ALC1)

Compound	Amount (g/100mL)	Time (min)	Peak Area
>Ethanol	0.1272	1.225	85.139
n-Propanol	-----	2.014	177.659

Table 2: FID 2 B (column DB-ALC2)

Compound	Time (min)	Peak Area
Acetaldehyde	0.985	4.235
Ethanol	1.347	101.083
n-Propanol	2.377	209.449

Scottsdale Police Department Crime Lab Volatiles Analysis

Sample: [REDACTED]	Item number: 1220631
Injection date: 6/26/2018 12:45:39 PM	Vial: 43
Method: ethanol quant.M	Sequence: 26Jun18
Instrument: US14173023 CN14160045	Analyst: Adrian
Data file: C:\Chem32\11\Data\26Jun18\43.D	

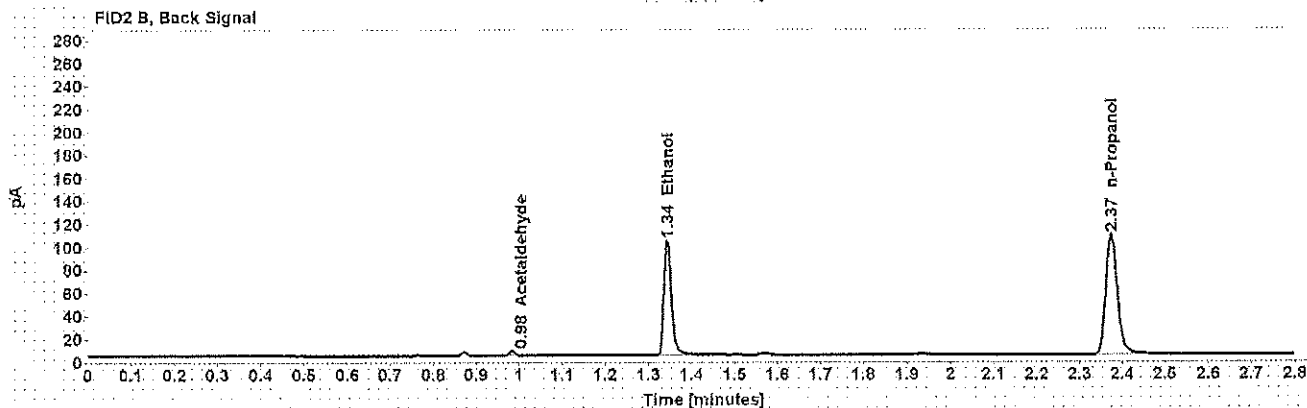
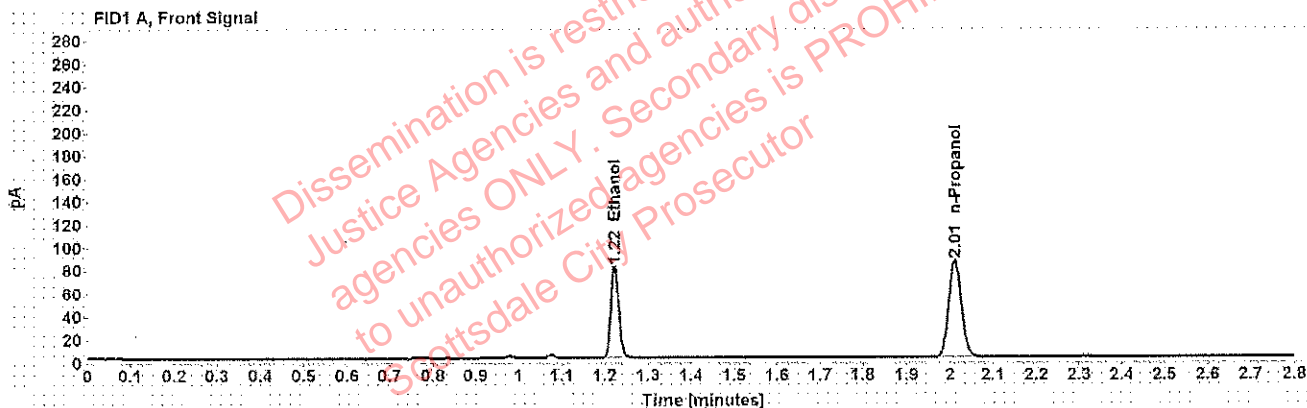


Table 1: FID 1 A (column DB-ALC1)

Compound	Amount (g/100mL)	Time (min)	Peak Area
>Ethanol	0.1583	1.223	102.430
n-Propanol	-----	2.012	171.414

Table 2: FID 2 B (column DB-ALC2)

Compound	Time (min)	Peak Area
Acetaldehyde	0.984	3.750
Ethanol	1.344	122.972
n-Propanol	2.374	202.773

Scottsdale Police Department Crime Lab Volatiles Analysis

Sample: [REDACTED]	Item number: 1220631
Injection date: 6/26/2018 12:49:39 PM	Vial: 44
Method: ethanol quant.M	Sequence: 26Jun18
Instrument: US14173023 CN14160045	Analyst: Adrian
Data file: C:\Chem32\1\Data\26Jun18\44.D	

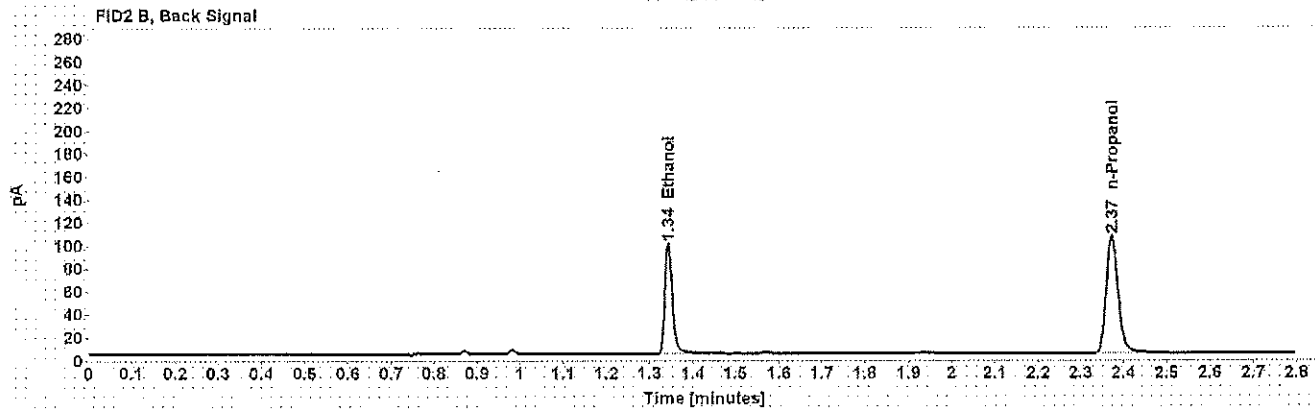
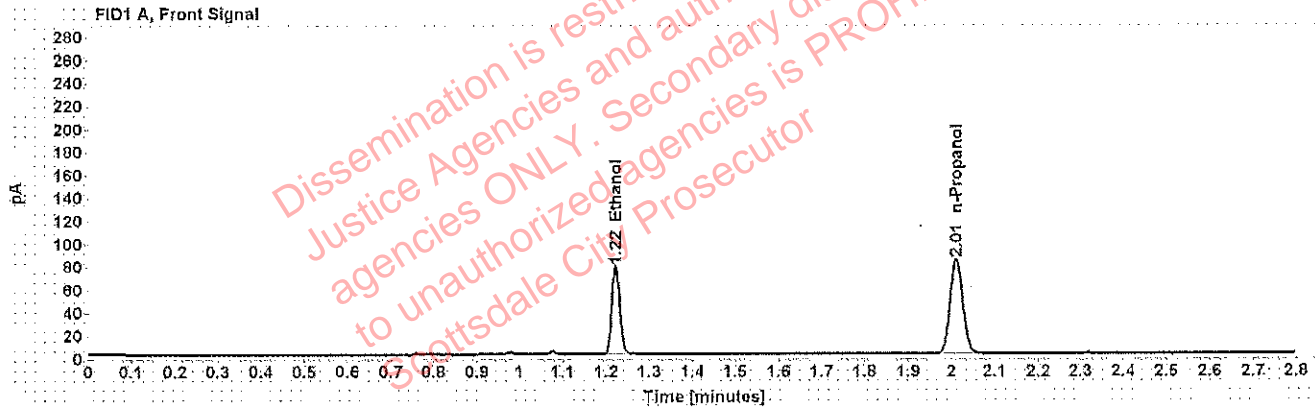


Table 1: FID 1 A (column DB-ALC1)

Compound	Amount (g/100mL)	Time (min)	Peak Area
>Ethanol	0.1566	1.222	98.519
n-Propanol	-----	2.011	166.737

Table 2: FID 2 B (column DB-ALC2)

Compound	Time (min)	Peak Area
Ethanol	1.343	118.322
n-Propanol	2.373	197.247

Scottsdale Police Department Crime Lab Volatiles Analysis

Sample: [REDACTED]	Item number: 1220529
Injection date: 6/26/2018 12:53:38 PM	Vial: 45
Method: ethanol quant.M	Sequence: 26Jun18
Instrument: US14173023 CN14160045	Analyst: Adrian
Data file: C:\Chem321\1\Data\26Jun18\45.D	

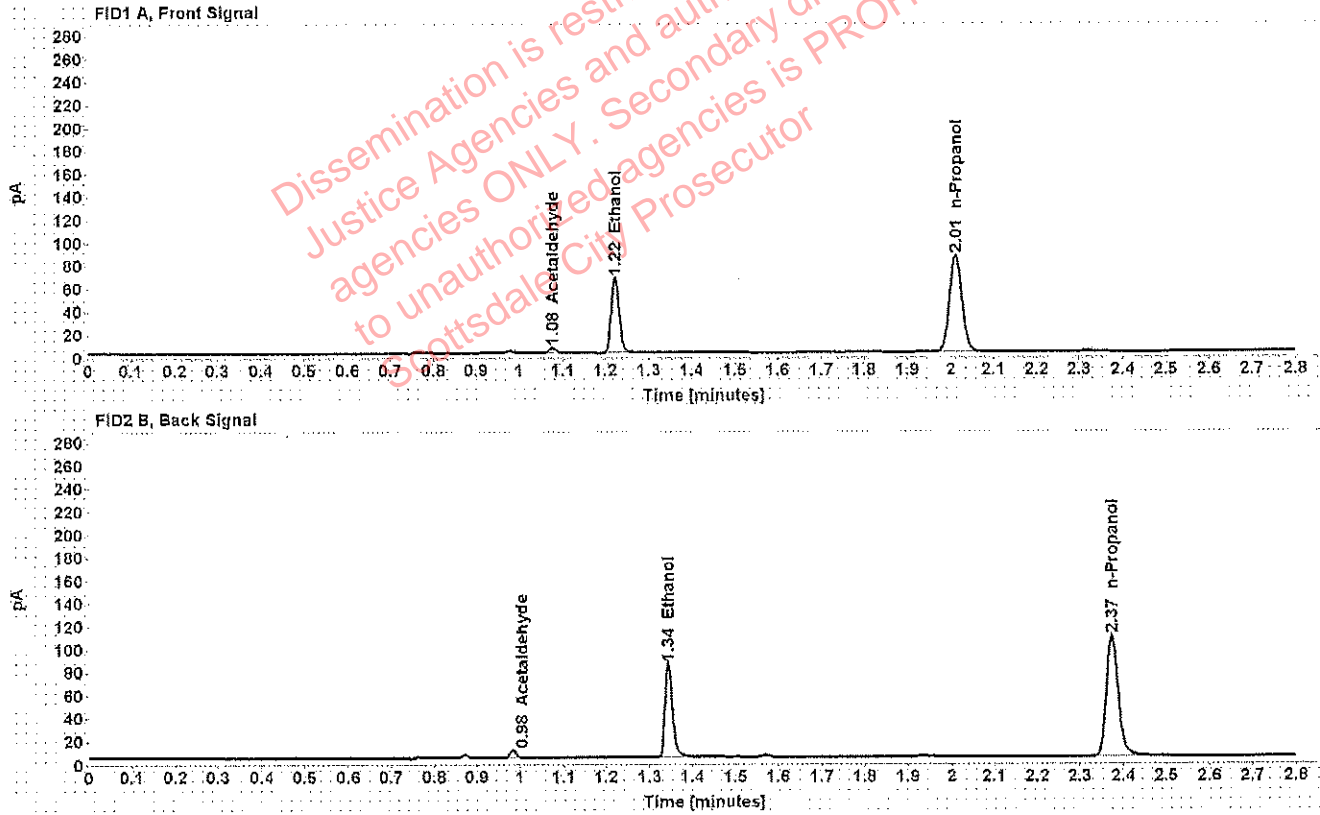


Table 1: FID 1 A (column DB-ALC1)

Compound	Amount (g/100mL)	Time (min)	Peak Area
Acetaldehyde	-----	1.076	4.719
>Ethanol	0.1292	1.223	84.116
n-Propanol	-----	2.012	172.751

Table 2: FID 2 B (column DB-ALC2)

Compound	Time (min)	Peak Area
Acetaldehyde	0.983	5.943
Ethanol	1.344	99.402
n-Propanol	2.374	203.372

Scottsdale Police Department Crime Lab Volatiles Analysis

Sample: [REDACTED]	Item number: 1220529
Injection date: 6/26/2018 12:57:38 PM	Vial: 46
Method: ethanol quant.M	Sequence: 26Jun18
Instrument: US14173023 CN14160045	Analyst: Adrian
Data file: C:\Chem32\1\Data\26Jun18\46.D	

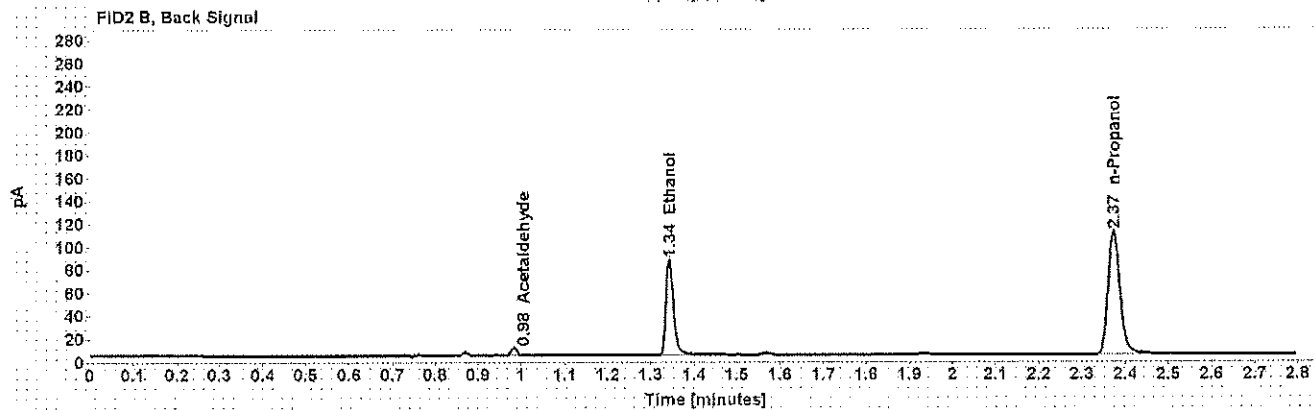
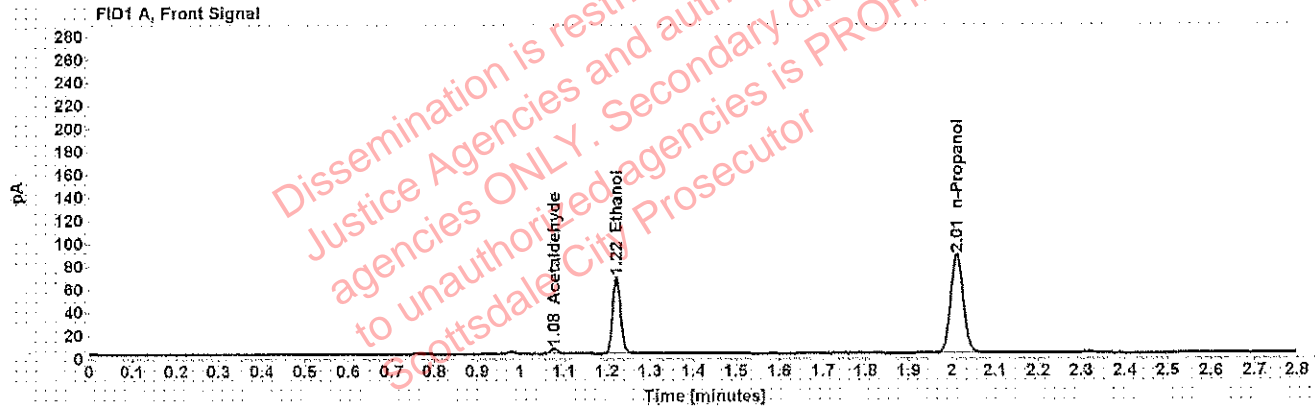


Table 1: FID 1 A (column DB-ALC1)

Compound	Amount (g/100mL)	Time (min)	Peak Area
Acetaldehyde	-----	1.076	4.813
>Ethanol	0.1293	1.222	85.390
n-Propanol	-----	2.011	175.228

Table 2: FID 2 B (column DB-ALC2)

Compound	Time (min)	Peak Area
Acetaldehyde	0.983	6.024
Ethanol	1.343	102.525
n-Propanol	2.373	206.423

Scottsdale Police Department Crime Lab Volatiles Analysis

Sample: [REDACTED]	Item number: 1218251
Injection date: 6/26/2018 1:01:39 PM	Vial: 47
Method: ethanol quant.M	Sequence: 26Jun18
Instrument: US14173023 CN14160045	Analyst: Adrian
Data file: C:\Chem321\1\Data\26Jun18\47.D	

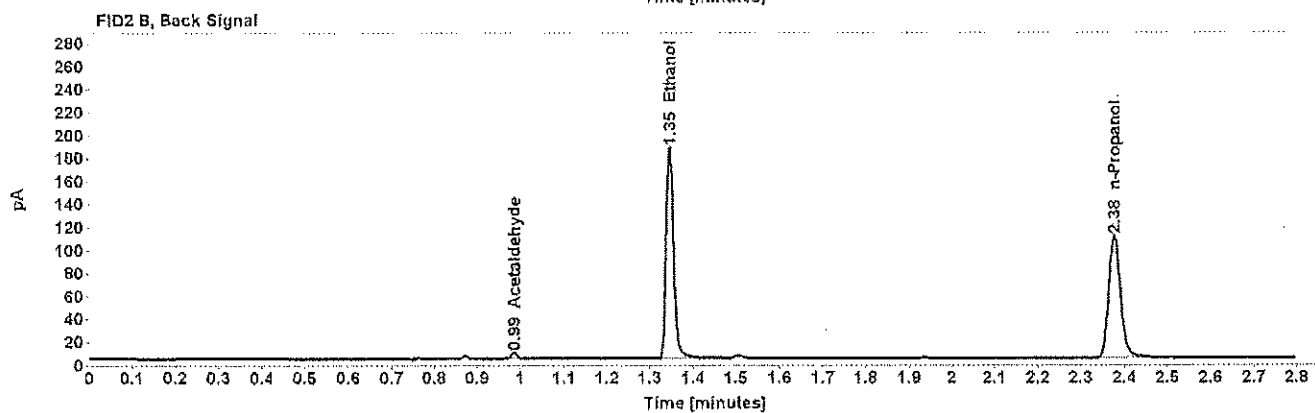
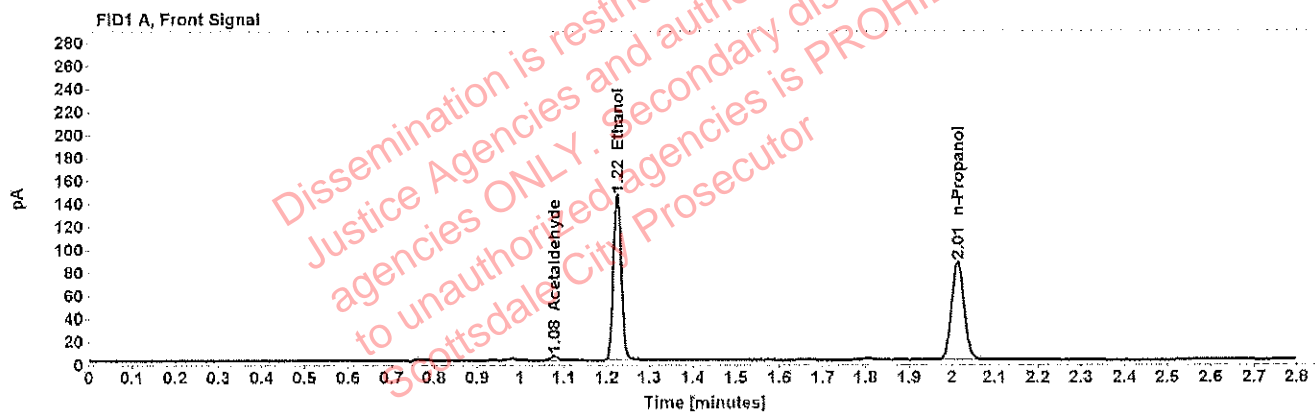


Table 1: FID 1 A (column DB-ALC1)

Compound	Amount (g/100mL)	Time (min)	Peak Area
Acetaldehyde	-----	1.078	3.908
>Ethanol	0.2817	1.224	185.629
n-Propanol	-----	2.013	174.036

Table 2: FID 2 B (column DB-ALC2)

Compound	Time (min)	Peak Area
Acetaldehyde	0.985	4.914
Ethanol	1.346	222.087
n-Propanol	2.377	202.774

Scottsdale Police Department Crime Lab Volatiles Analysis

Sample: [REDACTED]	Item number: 1218251
Injection date: 6/26/2018 1:05:38 PM	Vial: 48
Method: ethanol quant.M	Sequence: 26Jun18
Instrument: US14173023 CN14160045	Analyst: Adrian
Data file: C:\Chem32\11\Data\26Jun18\48.D	

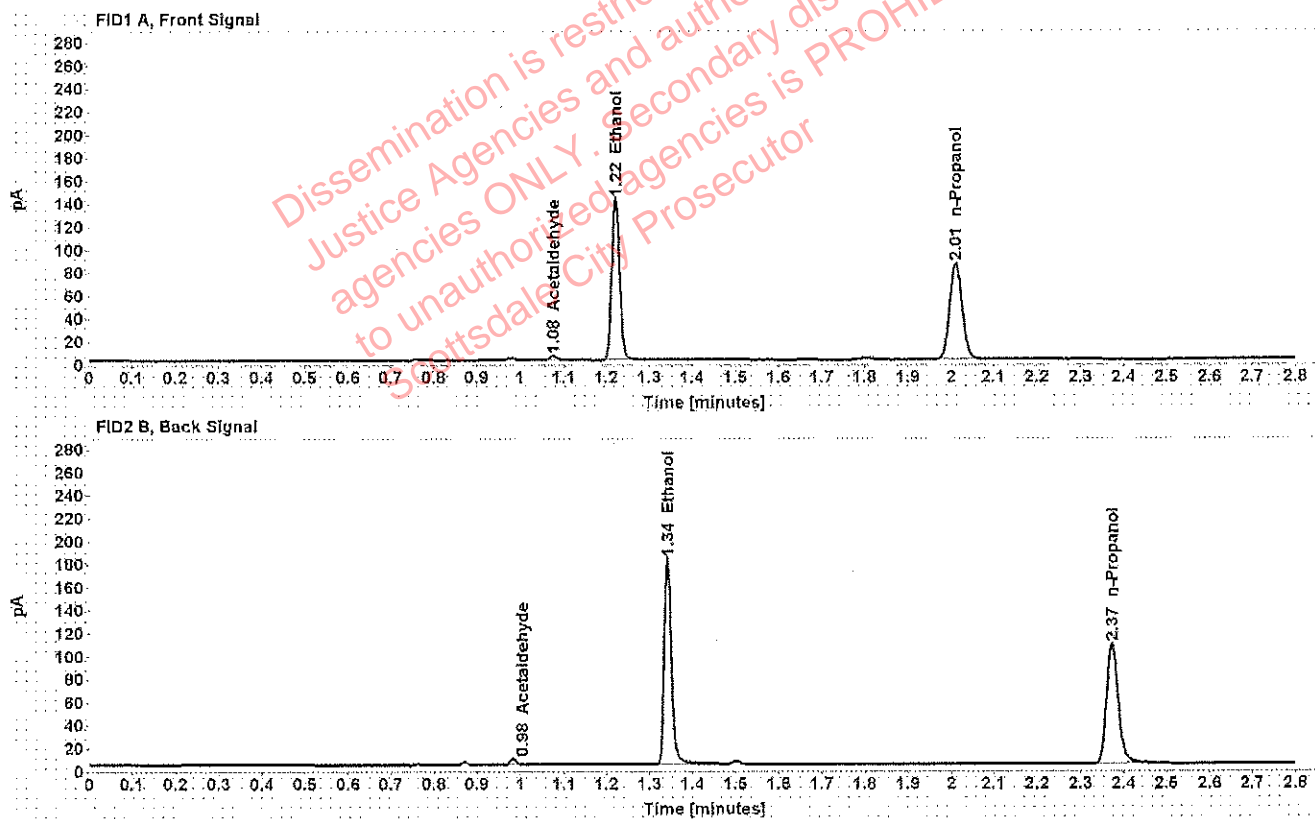


Table 1: FID 1 A (column DB-ALC1)

Compound	Amount (g/100mL)	Time (min)	Peak Area
Acetaldehyde	-----	1.076	3.899
>Ethanol	0.2775	1.222	180.475
n-Propanol	-----	2.011	171.823

Table 2: FID 2 B (column DB-ALC2)

Compound	Time (min)	Peak Area
Acetaldehyde	0.983	4.932
Ethanol	1.342	215.639
n-Propanol	2.373	201.671

Scottsdale Police Department Crime Lab Volatiles Analysis

Sample: [REDACTED]	Item number: 1216998
Injection date: 6/26/2018 1:09:54 PM	Vial: 49
Method: ethanol quant.M	Sequence: 26Jun18
Instrument: US14173023 CN14160045	Analyst: Adrian
Data file: C:\Chem32\1\Data\26Jun18\49.D	

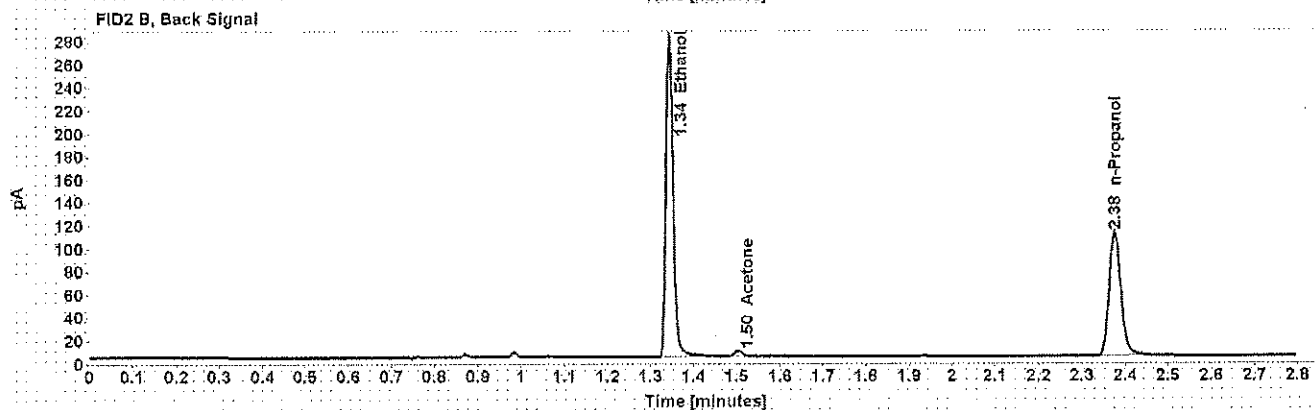
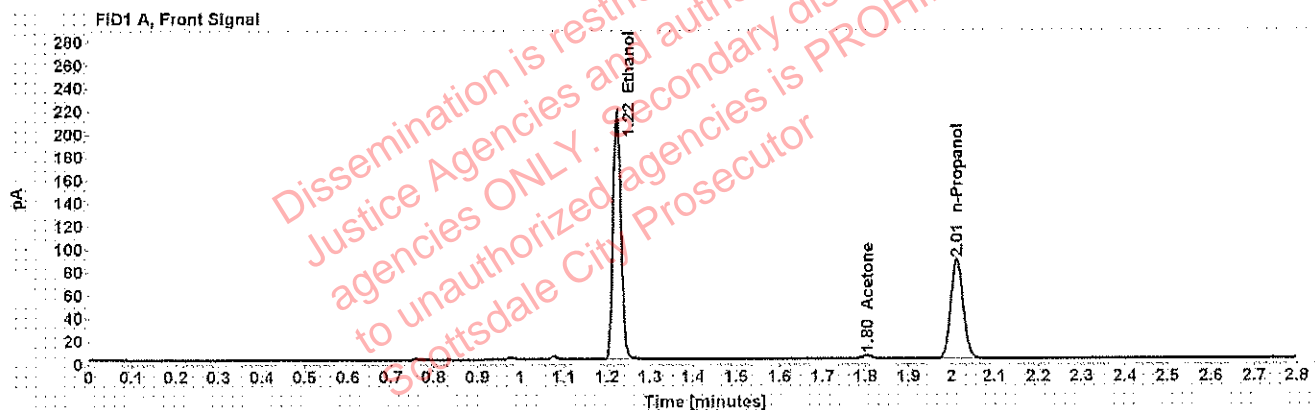


Table 1: FID 1 A (column DB-ALC1)

Compound	Amount (g/100mL)	Time (min)	Peak Area
>Ethanol	0.4148	1.223	276.842
Acetone	-----	1.804	5.319
n-Propanol	-----	2.012	176.073

Table 2: FID 2 B (column DB-ALC2)

Compound	Time (min)	Peak Area
Ethanol	1.344	332.365
Acetone	1.503	5.914
n-Propanol	2.375	205.610

Scottsdale Police Department Crime Lab Volatiles Analysis

Sample: [REDACTED]	Item number: 1216998
Injection date: 6/26/2018 1:13:54 PM	Vial: 50
Method: ethanol quant.M	Sequence: 26Jun18
Instrument: US14173023 CN14160045	Analyst: Adrian
Data file: C:\Chem3211\Data\26Jun18\50.D	

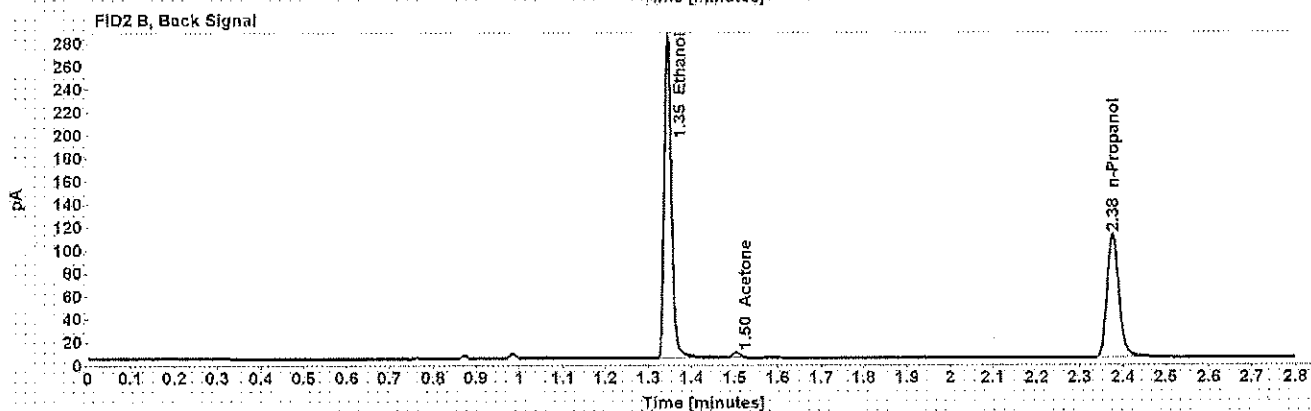
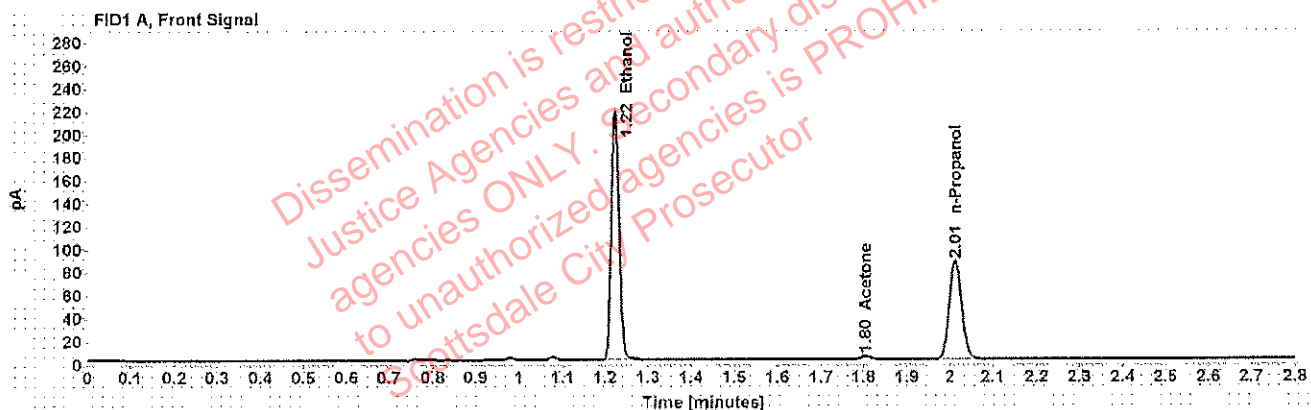


Table 1: FID 1 A (column DB-ALC1)

Compound	Amount (g/100mL)	Time (min)	Peak Area
>Ethanol	0.4177	1.224	277.728
Acetone	-----	1.804	5.286
n-Propanol	-----	2.013	175.400

Table 2: FID 2 B (column DB-ALC2)

Compound	Time (min)	Peak Area
Ethanol	1.345	333.378
Acetone	1.504	5.894
n-Propanol	2.376	204.405

Scottsdale Police Department Crime Lab Volatiles Analysis

Sample: [REDACTED]	Item number: 1216840
Injection date: 6/26/2018 1:17:54 PM	Vial: 51
Method: ethanol quant.M	Sequence: 26Jun18
Instrument: US14173023 CN14160045	Analyst: Adrian
Data file: C:\Chem32\1\Data\26Jun18\51.D	

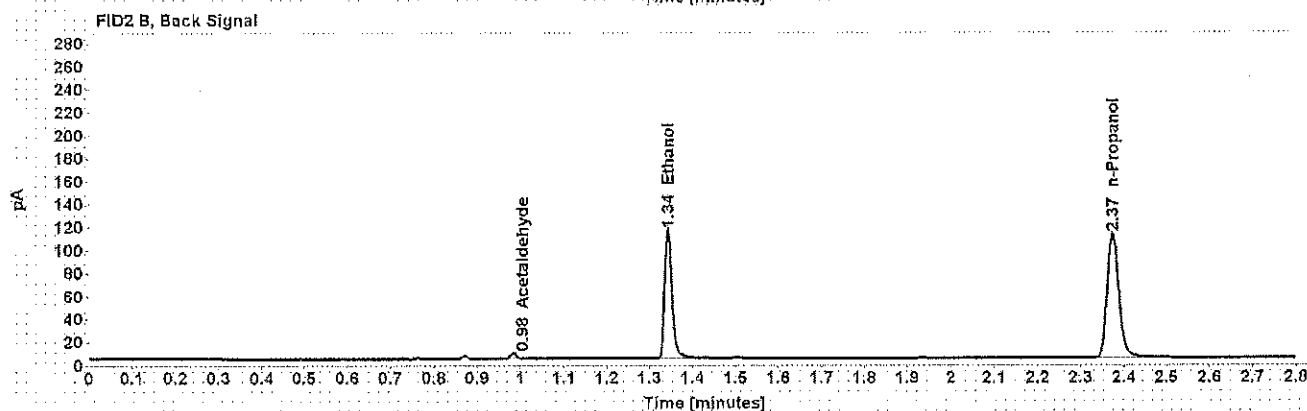
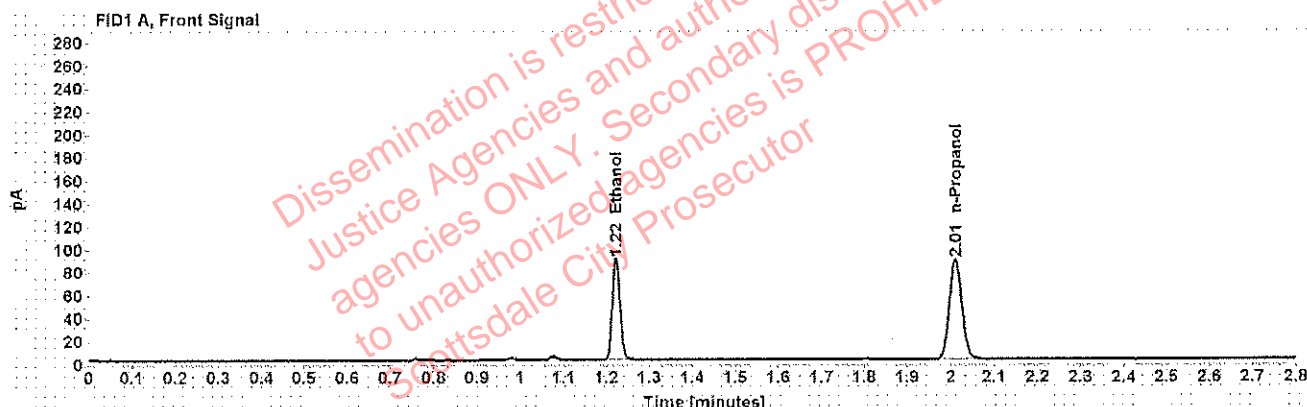


Table 1: FID 1 A (column DB-ALC1)

Compound	Amount (g/100mL)	Time (min)	Peak Area
>Ethanol	0.1698	1.222	113.627
n-Propanol	-----	2.012	177.259

Table 2: FID 2 B (column DB-ALC2)

Compound	Time (min)	Peak Area
Acetaldehyde	0.984	4.426
Ethanol	1.343	135.191
n-Propanol	2.374	209.346

Scottsdale Police Department Crime Lab Volatiles Analysis

Sample: [REDACTED]	Item number: 1216840
Injection date: 6/26/2018 1:21:54 PM	Vial: 52
Method: ethanol quant.M	Sequence: 26Jun18
Instrument: US14173023 CN14160045	Analyst: Adrian
Data file: C:\Chem32\1\Data\26Jun18\52.D	

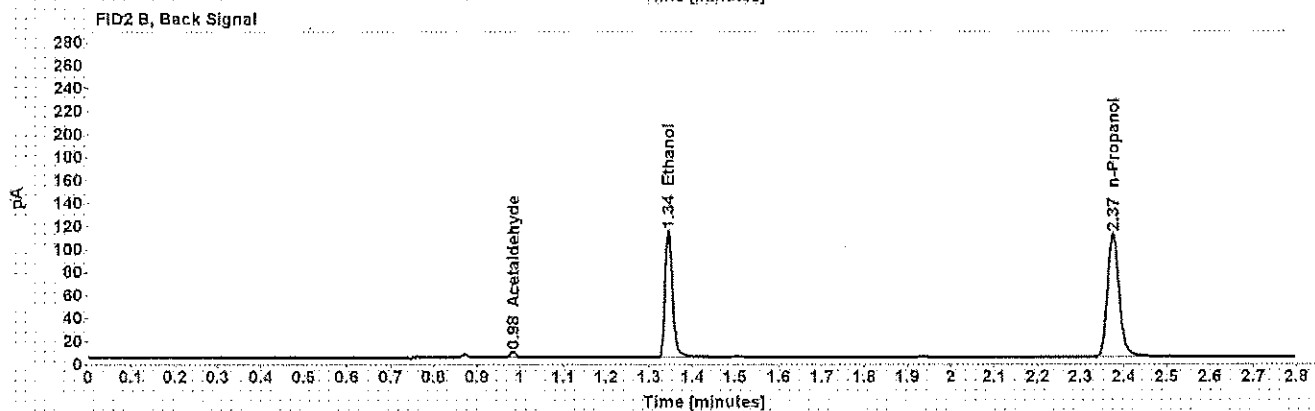
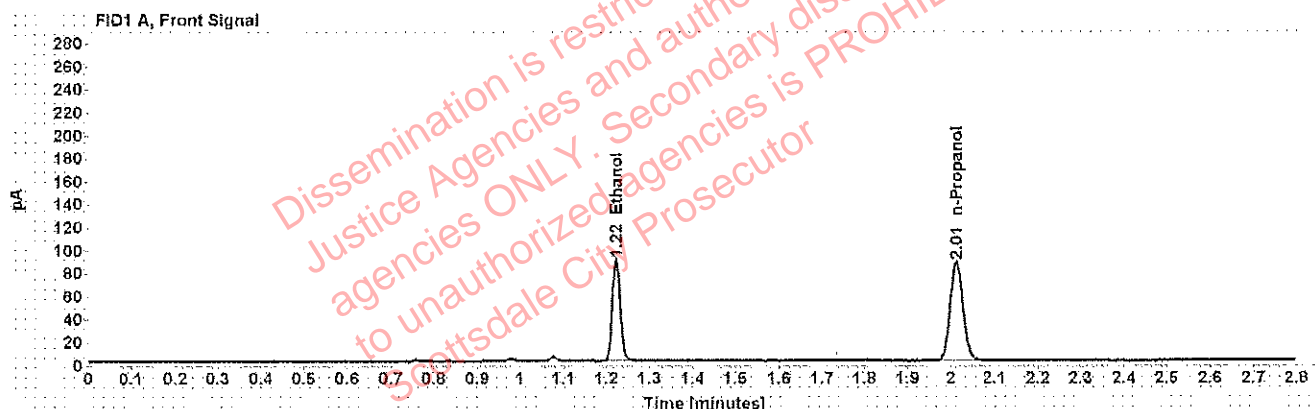


Table 1: FID 1 A (column DB-ALC1)

Compound	Amount (g/100mL)	Time (min)	Peak Area
>Ethanol	0.1709	1.223	113.186
n-Propanol	-----	2.012	175.460

Table 2: FID 2 B (column DB-ALC2)

Compound	Time (min)	Peak Area
Acetaldehyde	0.984	4.660
Ethanol	1.344	134.927
n-Propanol	2.375	207.496

Scottsdale Police Department Crime Lab Volatiles Analysis

Sample: [REDACTED]	Item number:	1217860
Injection date: 6/26/2018 1:29:54 PM	Vial:	54
Method: ethanol quant.M	Sequence:	26Jun18
Instrument: US14173023 CN14160045	Analyst:	Adrian
Data file: C:\Chem32\1\Data\26Jun18\54.D		

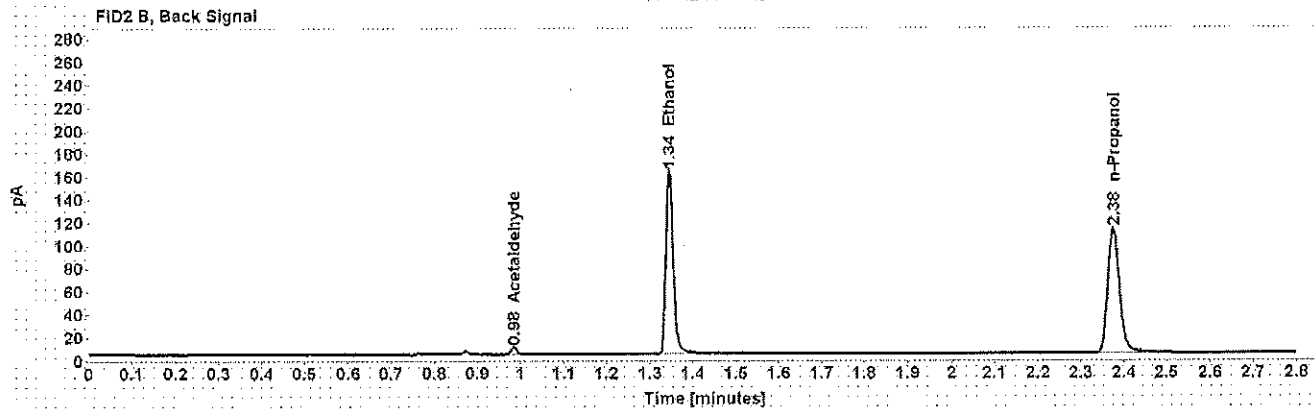
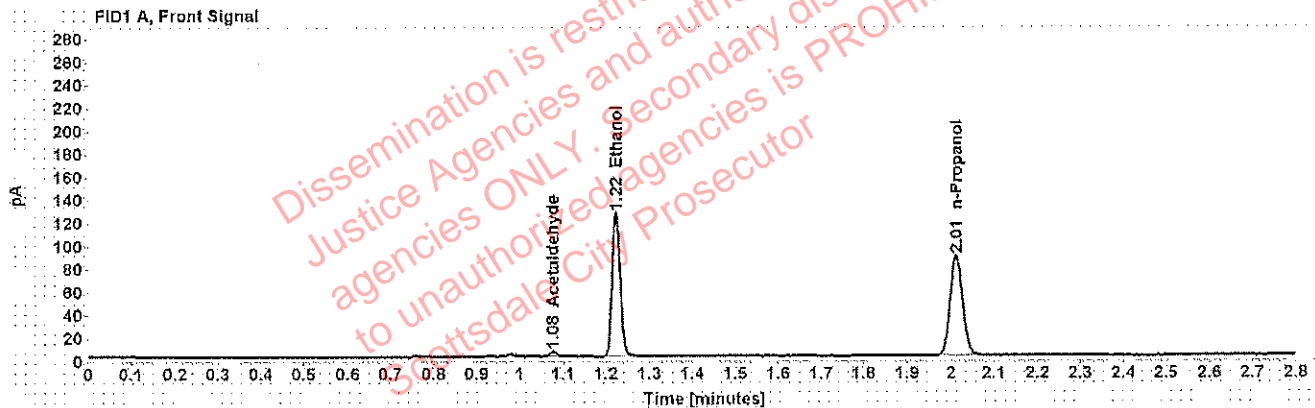


Table 1: FID 1 A (column DB-ALC1)

Compound	Amount (g/100mL)	Time (min)	Peak Area
Acetaldehyde	-----	1.077	4.254
>Ethanol	0.2392	1.224	160.482
n-Propanol	-----	2.013	177.314

Table 2: FID 2 B (column DB-ALC2)

Compound	Time (min)	Peak Area
Acetaldehyde	0.984	5.338
Ethanol	1.345	191.783
n-Propanol	2.376	209.881

Scottsdale Police Department Crime Lab Volatiles Analysis

Sample: [REDACTED]	Item number: 1217860
Injection date: 6/26/2018 1:34:10 PM	Vial: 55
Method: ethanol quant.M	Sequence: 26Jun18
Instrument: US14173023 CN14160045	Analyst: Adrian
Data file: C:\Chem3211\Data\26Jun18\55.D	

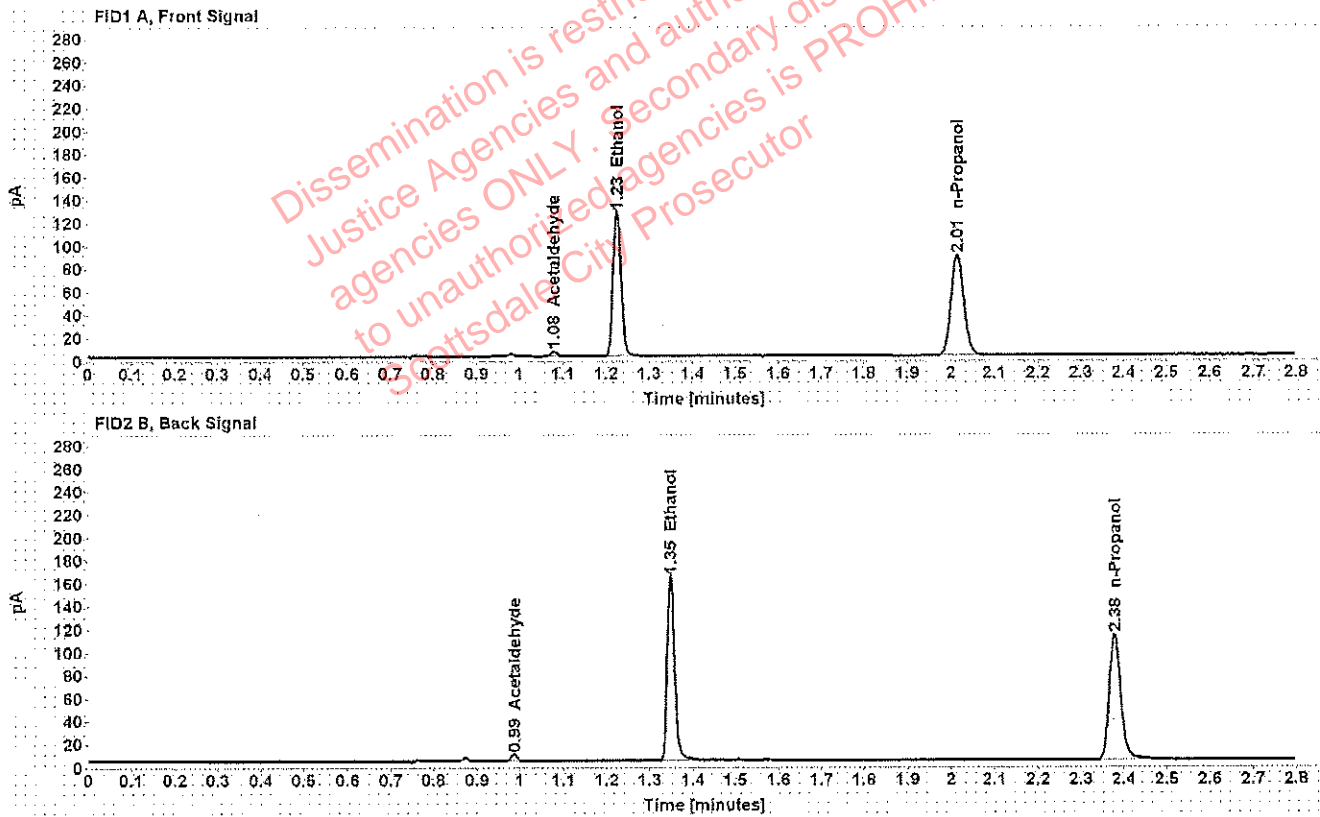


Table 1: FID 1 A (column DB-ALC1)

Compound	Amount (g/100mL)	Time (min)	Peak Area
Acetaldehyde	-----	1.079	4.261
>Ethanol	0.2412	1.226	163.095
n-Propanol	-----	2.015	178.730

Table 2: FID 2 B (column DB-ALC2)

Compound	Time (min)	Peak Area
Acetaldehyde	0.986	5.371
Ethanol	1.348	194.964
n-Propanol	2.378	211.953

Scottsdale Police Department Crime Lab Volatiles Analysis

Sample: [REDACTED]	Item number: 1217339
Injection date: 6/26/2018 1:38:09 PM	Vial: 56
Method: ethanol quant.M	Sequence: 26Jun18
Instrument: US14173023 CN14160045	Analyst: Adrian
Data file: C:\Chem3211\Data\26Jun18\56.D	

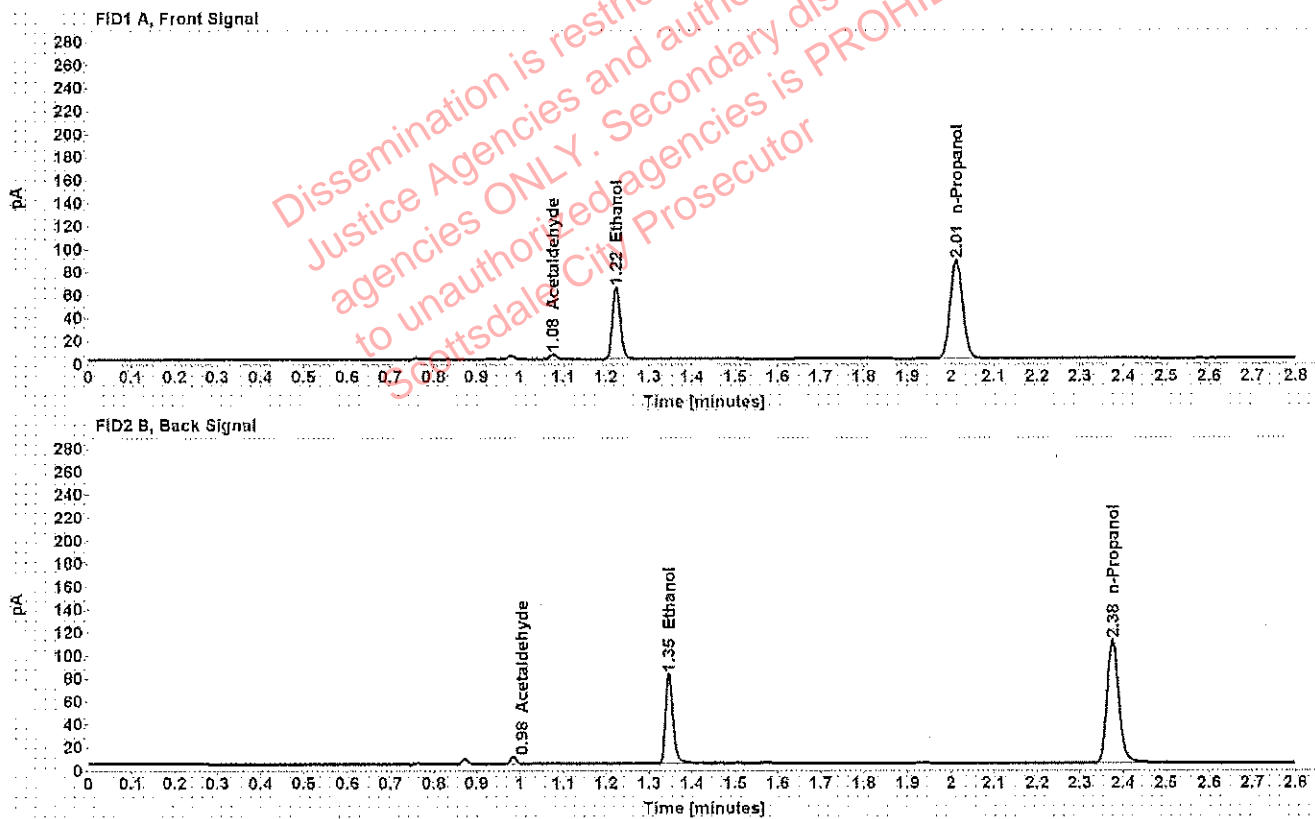


Table 1: FID 1 A (column DB-ALC1)

Compound	Amount (g/100mL)	Time (min)	Peak Area
Acetaldehyde	-----	1.077	4.410
>Ethanol	0.1224	1.224	80.587
n-Propanol	-----	2.013	174.874

Table 2: FID 2 B (column DB-ALC2)

Compound	Time (min)	Peak Area
Acetaldehyde	0.984	5.513
Ethanol	1.346	95.399
n-Propanol	2.376	207.173

Scottsdale Police Department Crime Lab Volatiles Analysis

Sample: [REDACTED]	Item number: 1217339
Injection date: 6/26/2018 1:42:09 PM	Vial: 57
Method: ethanol quant.M	Sequence: 26Jun18
Instrument: US14173023 CN14160045	Analyst: Adrian
Data file: C:\Chem32\1\Data\26Jun18\57.D	

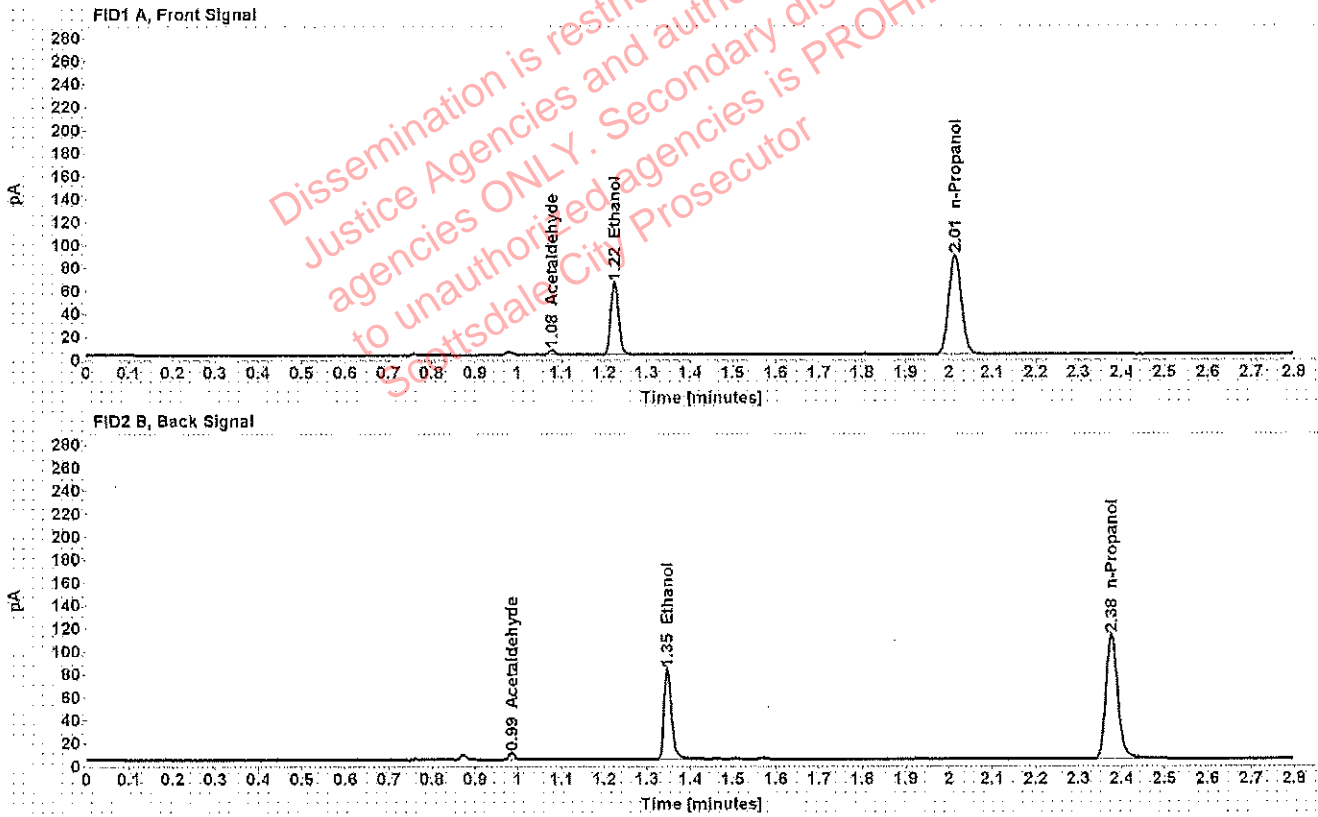


Table 1: FID 1 A (column DB-ALC1)

Compound	Amount (g/100mL)	Time (min)	Peak Area
Acetaldehyde	-----	1.078	4.316
>Ethanol	0.1223	1.225	81.223
n-Propanol	-----	2.014	176.306

Table 2: FID 2 B (column DB-ALC2)

Compound	Time (min)	Peak Area
Acetaldehyde	0.985	5.378
Ethanol	1.347	95.887
n-Propanol	2.377	208.901

Scottsdale Police Department Crime Lab Volatiles Analysis

Sample: [REDACTED]	Item number:	1218152
Injection date: 6/26/2018 1:46:09 PM	Vial:	58
Method: ethanol quant.M	Sequence:	26Jun18
Instrument: US14173023 CN14160045	Analyst:	Adrian
Data file: C:\Chem32\1\Data\26Jun18\58.D		

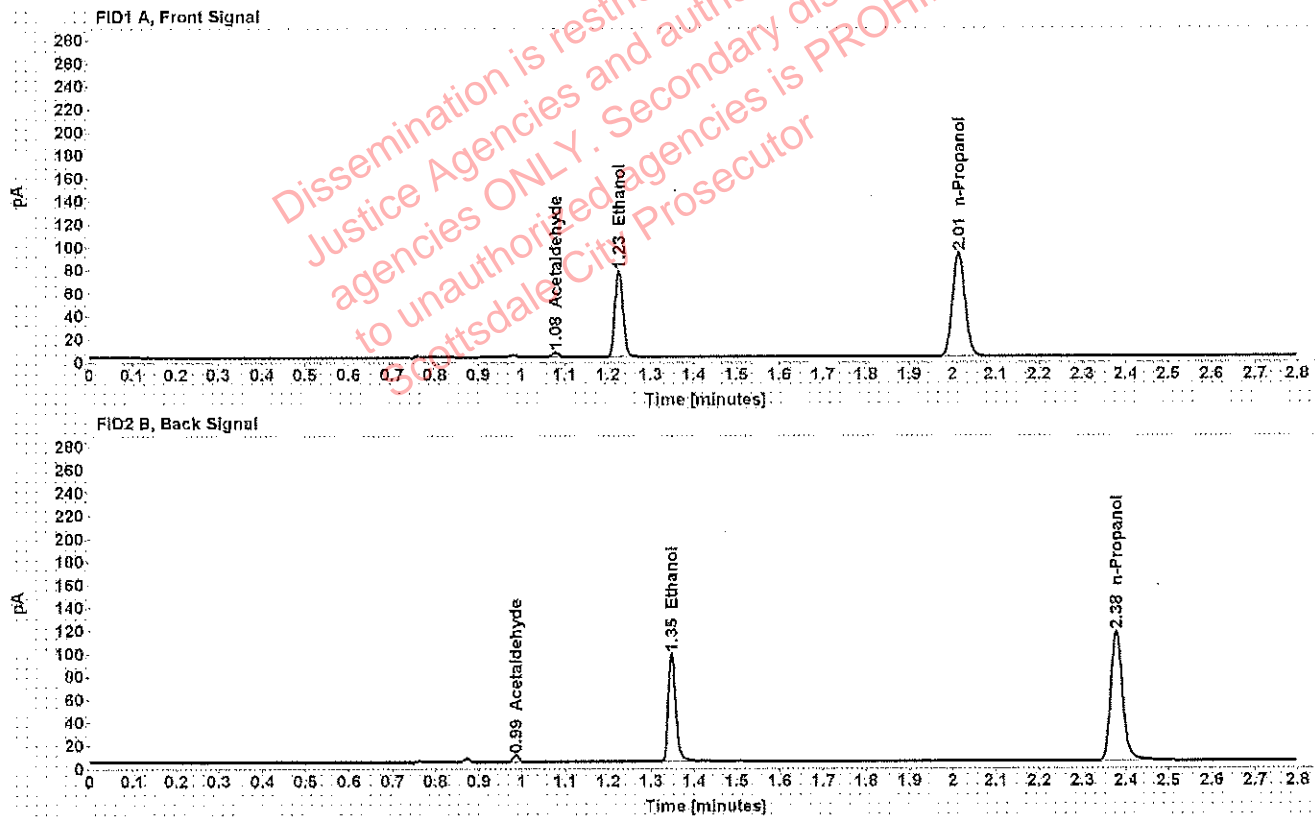


Table 1: FID 1 A (column DB-ALC1)

Compound	Amount (g/100mL)	Time (min)	Peak Area
Acetaldehyde	-----	1.078	4.340
>Ethanol	0.1395	1.225	96.917
n-Propanol	-----	2.014	184.225

Table 2: FID 2 B (column DB-ALC2)

Compound	Time (min)	Peak Area
Acetaldehyde	0.986	5.448
Ethanol	1.348	115.349
n-Propanol	2.378	218.513

Scottsdale Police Department Crime Lab Volatiles Analysis

Sample: [REDACTED]	Item number: 1218152
Injection date: 6/26/2018 1:50:09 PM	Vial: 59
Method: ethanol quant.M	Sequence: 26Jun18
Instrument: US14173023 CN14160045	Analyst: Adrian
Data file: C:\Chem32\1\Data\26Jun18\59.D	

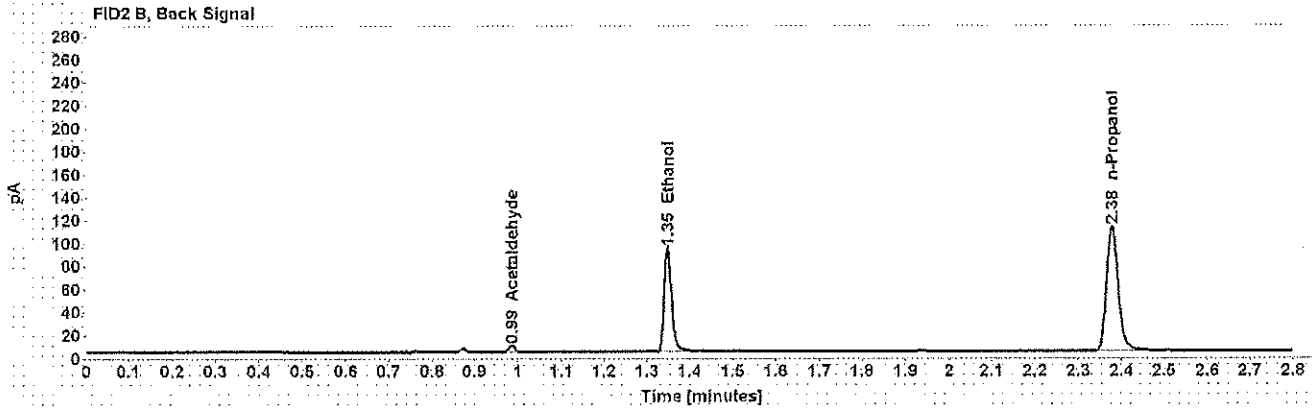
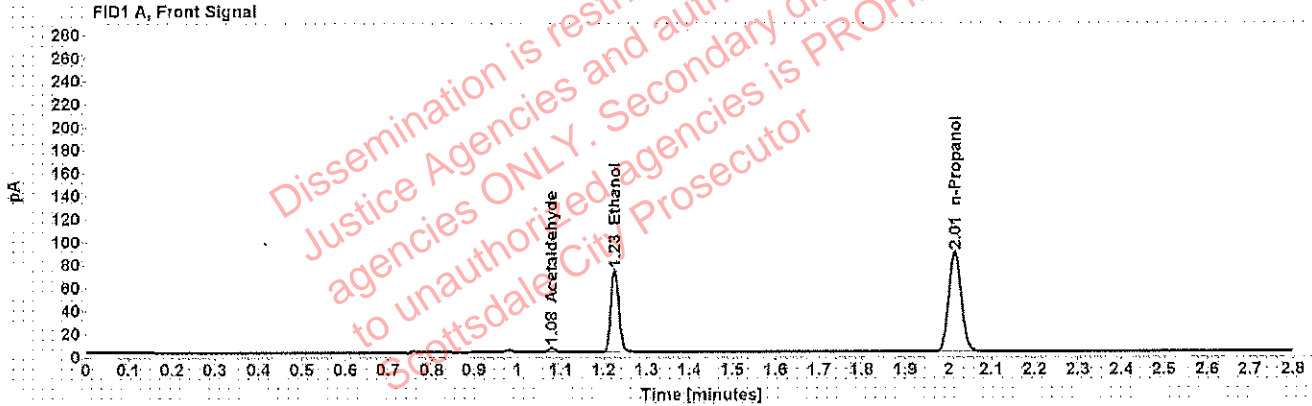


Table 1: FID 1 A (column DB-ALC1)

Compound	Amount (g/100mL)	Time (min)	Peak Area
Acetaldehyde	-----	1.078	4.145
>Ethanol	0.1388	1.226	92.872
n-Propanol	-----	2.015	177.488

Table 2: FID 2 B (column DB-ALC2)

Compound	Time (min)	Peak Area
Acetaldehyde	0.986	5.225
Ethanol	1.348	110.564
n-Propanol	2.378	209.975

Scottsdale Police Department Crime Lab Volatiles Analysis

Sample: [REDACTED]	Item number: 1217238
Injection date: 6/26/2018 1:54:09 PM	Vial: 60
Method: ethanol quant.M	Sequence: 26Jun18
Instrument: US14173023 CN14160045	Analyst: Adrian
Data file: C:\Chem32\1\Data\26Jun18\60.D	

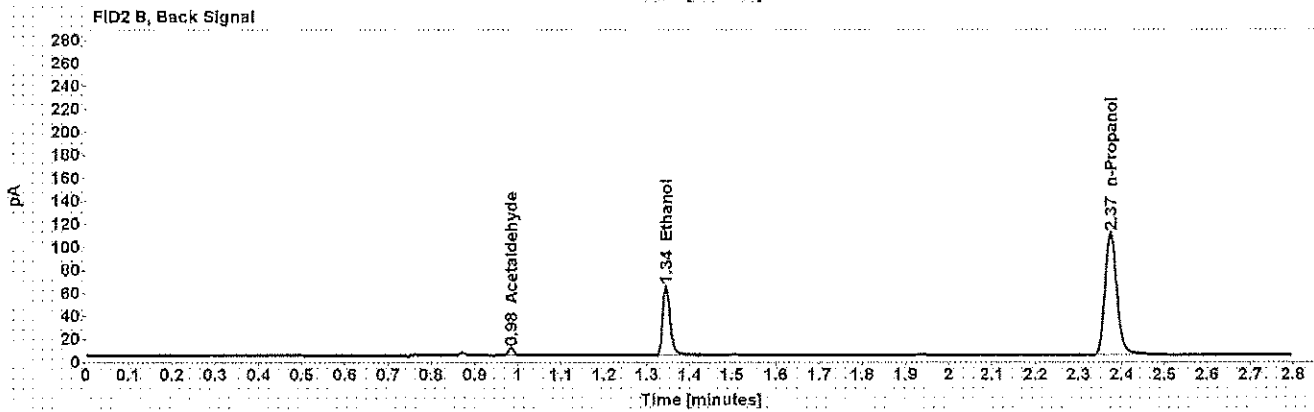
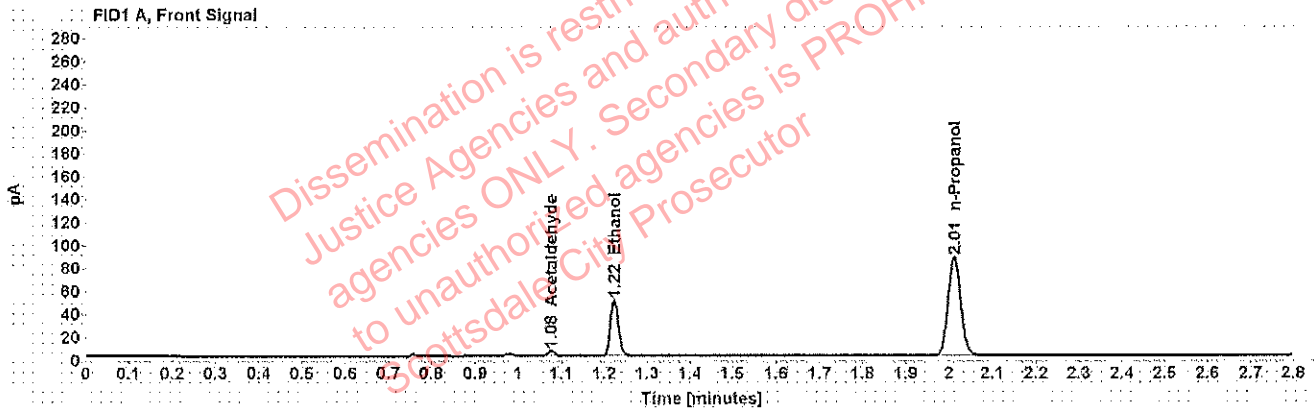


Table 1: FID 1 A (column DB-ALC1)

Compound	Amount (g/100mL)	Time (min)	Peak Area
Acetaldehyde	-----	1.076	4.625
>Ethanol	0.0956	1.223	62.724
n-Propanol	-----	2.012	174.659

Table 2: FID 2 B (column DB-ALC2)

Compound	Time (min)	Peak Area
Acetaldehyde	0.984	5.814
Ethanol	1.344	73.570
n-Propanol	2.374	206.219

Scottsdale Police Department Crime Lab Volatiles Analysis

Sample: [REDACTED]	Item number: 1217238
Injection date: 6/26/2018 1:58:24 PM	Vial: 61
Method: ethanol quant.M	Sequence: 26Jun18
Instrument: US14173023 CN14160045	Analyst: Adrian
Data file: C:\Chem321\1\Data\26Jun18\61.D	

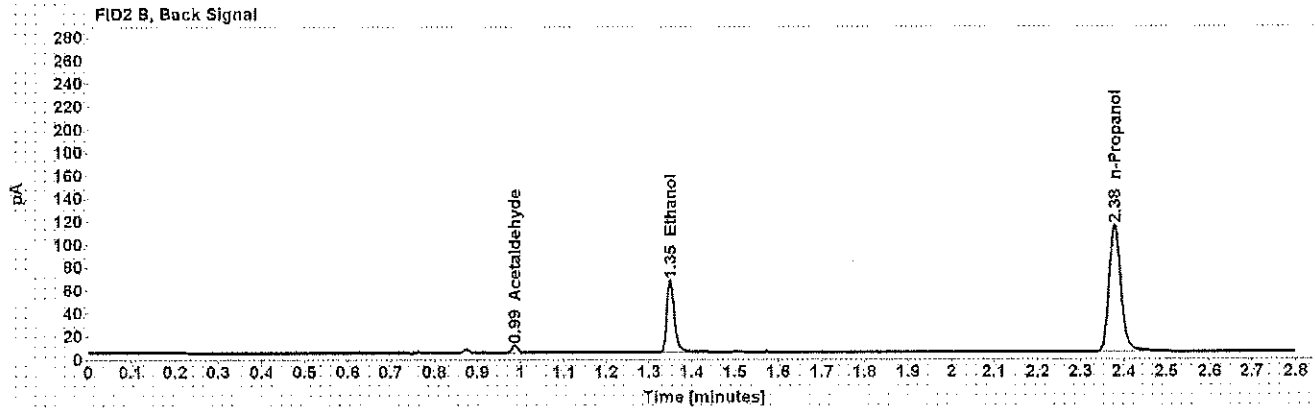
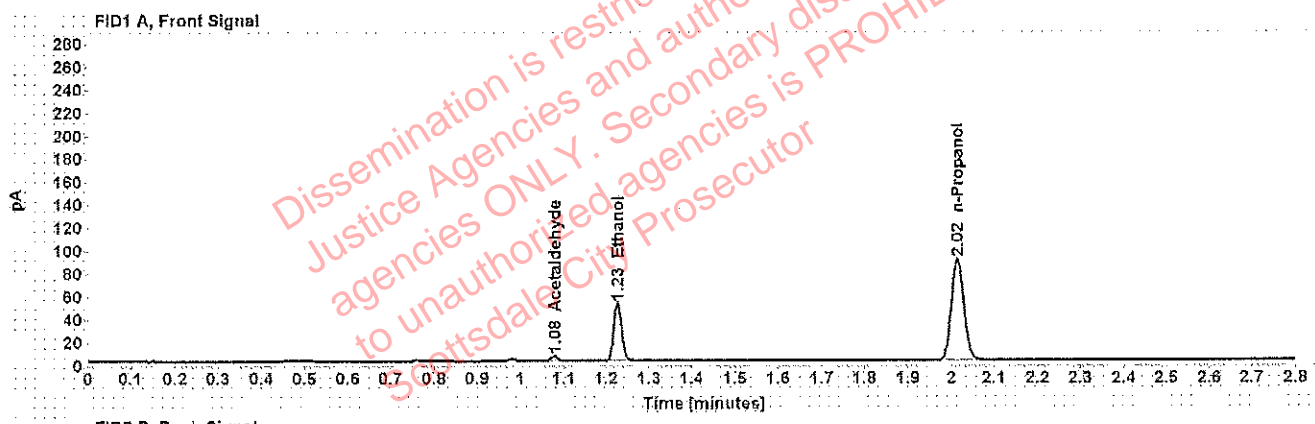


Table 1: FID 1 A (column DB-ALC1)

Compound	Amount (g/100mL)	Time (min)	Peak Area
Acetaldehyde	-----	1.079	4.613
>Ethanol	0.0968	1.226	65.537
n-Propanol	-----	2.015	180.163

Table 2: FID 2 B (column DB-ALC2)

Compound	Time (min)	Peak Area
Acetaldehyde	0.986	5.840
Ethanol	1.349	77.310
n-Propanol	2.379	213.141

Scottsdale Police Department Crime Lab Volatiles Analysis

Sample: [REDACTED]	Item number:	1217501
Injection date: 6/26/2018 2:02:24 PM	Vial:	62
Method: ethanol quant.M	Sequence:	26Jun18
Instrument: US14173023 CN14160045	Analyst:	Adrian
Data file: C:\Chem32\11\Data\26Jun18\62.D		

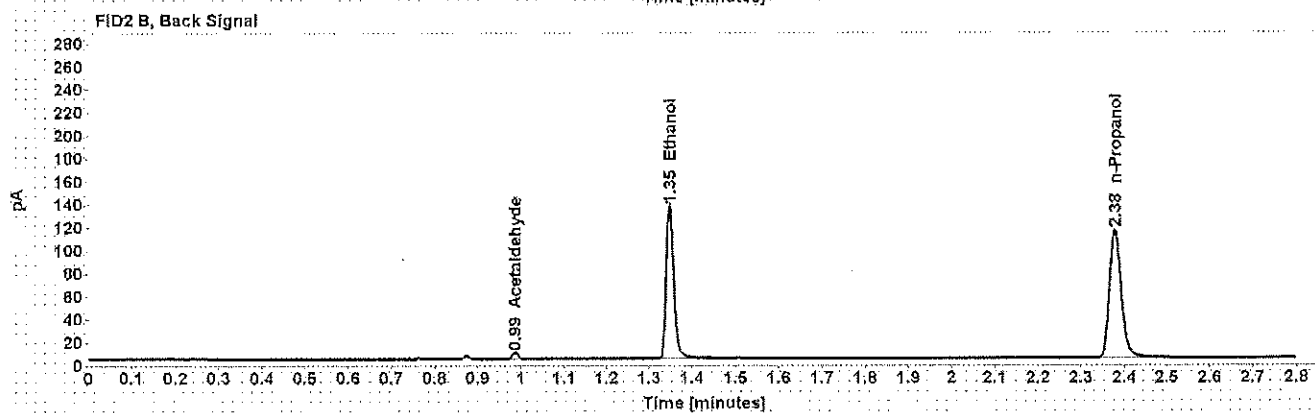
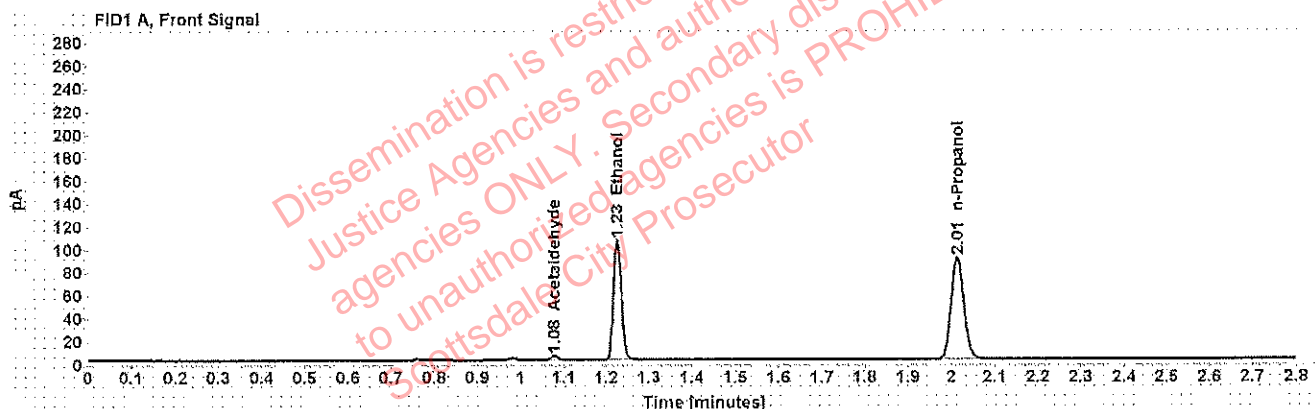


Table 1: FID 1 A (column DB-ALC1)

Compound	Amount (g/100mL)	Time (min)	Peak Area
Acetaldehyde	-----	1.079	4.082
>Ethanol	0.1978	1.226	136.017
n-Propanol	-----	2.015	181.969

Table 2: FID 2 B (column DB-ALC2)

Compound	Time (min)	Peak Area
Acetaldehyde	0.986	5.152
Ethanol	1.348	162.194
n-Propanol	2.379	215.728

Scottsdale Police Department Crime Lab Volatiles Analysis

Sample: [REDACTED]	Item number: 1217501
Injection date: 6/26/2018 2:06:24 PM	Vial: 63
Method: ethanol quant.M	Sequence: 26Jun18
Instrument: US14173023 CN14160045	Analyst: Adrian
Data file: C:\Chem32\1\Data\26Jun18\63.D	

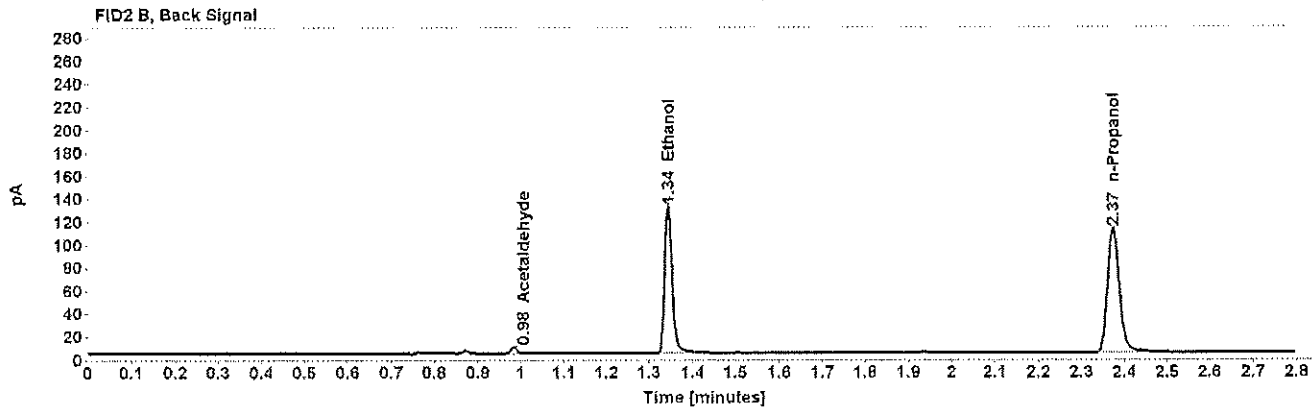
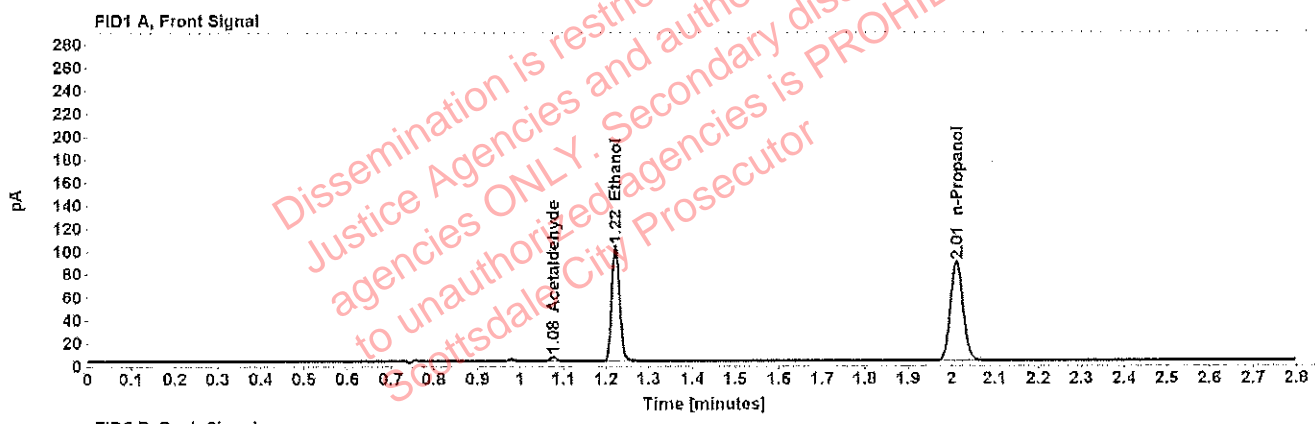


Table 1: FID 1 A (column DB-ALC1)

Compound	Amount (g/100mL)	Time (min)	Peak Area
Acetaldehyde	-----	1.076	4.065
>Ethanol	0.1944	1.222	129.846
n-Propanol	-----	2.012	176.722

Table 2: FID 2 B (column DB-ALC2)

Compound	Time (min)	Peak Area
Acetaldehyde	0.983	5.120
Ethanol	1.343	155.108
n-Propanol	2.374	209.193

Scottsdale Police Department Crime Lab Volatiles Analysis

Sample: [REDACTED]	Item number: 1221025
Injection date: 6/26/2018 2:14:24 PM	Vial: 65
Method: ethanol quant.M	Sequence: 26Jun18
Instrument: US14173023 CN14160045	Analyst: Adrian
Data file: C:\Chem321\1\Data\26Jun18\65.D	

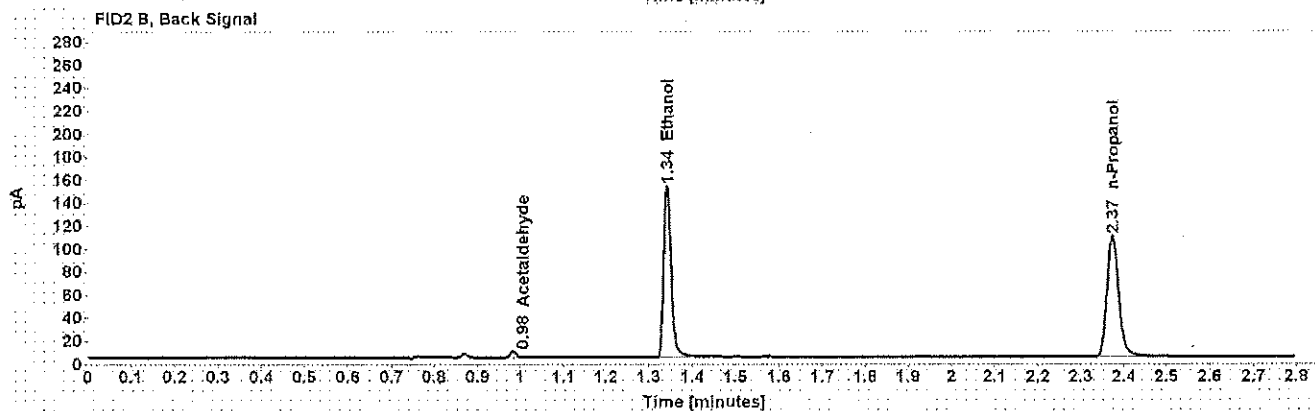
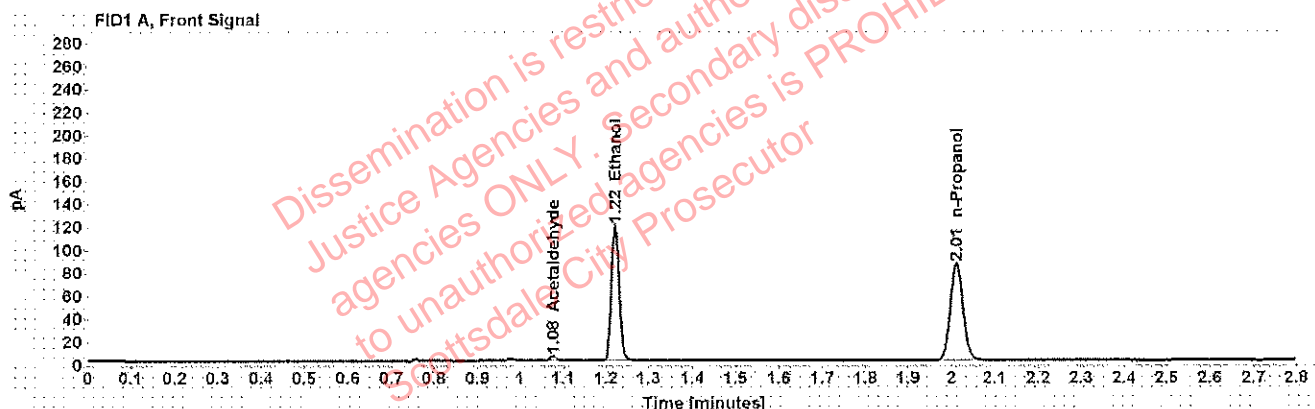


Table 1: FID 1 A (column DB-ALC1)

Compound	Amount (g/100mL)	Time (min)	Peak Area
Acetaldehyde	-----	1.076	4.056
>Ethanol	0.2320	1.222	150.886
n-Propanol	-----	2.011	171.952

Table 2: FID 2 B (column DB-ALC2)

Compound	Time (min)	Peak Area
Acetaldehyde	0.983	5.119
Ethanol	1.342	181.780
n-Propanol	2.373	203.949

Scottsdale Police Department Crime Lab Volatiles Analysis

Sample: [REDACTED]	Item number: 1221025
Injection date: 6/26/2018 2:18:24 PM	Vial: 66
Method: ethanol quant.M	Sequence: 26Jun18
Instrument: US14173023 CN14160045	Analyst: Adrian
Data file: C:\Chem32\1\Data\26Jun18\66.D	

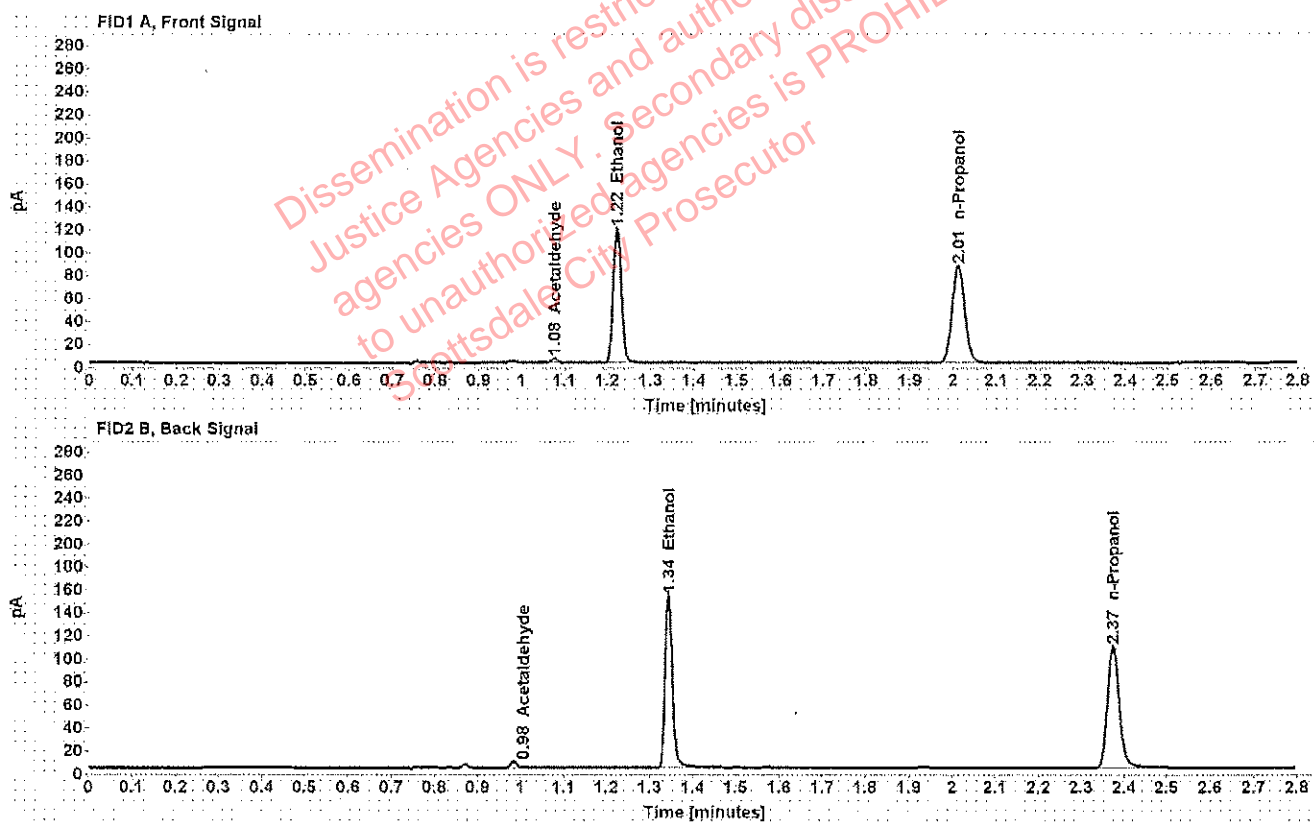


Table 1: FID 1 A (column DB-ALC1)

Compound	Amount (g/100mL)	Time (min)	Peak Area
Acetaldehyde	-----	1.076	4.164
>Ethanol	0.2318	1.222	151.529
n-Propanol	-----	2.012	172.812

Table 2: FID 2 B (column DB-ALC2)

Compound	Time (min)	Peak Area
Acetaldehyde	0.984	5.225
Ethanol	1.343	182.452
n-Propanol	2.374	204.984

Scottsdale Police Department Crime Lab Volatiles Analysis

Sample: [REDACTED]	Item number: 1196158
Injection date: 6/26/2018 2:22:39 PM	Vial: 67
Method: ethanol quant.M	Sequence: 26Jun18
Instrument: US14173023 CN14160045	Analyst: Adrian
Data file: C:\Chem32\1\Data\26Jun18\67.D	

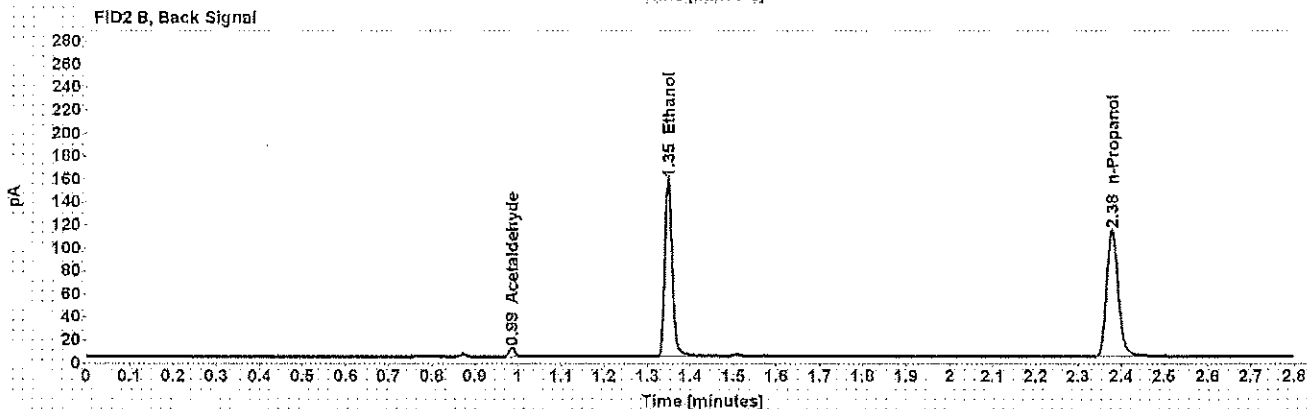
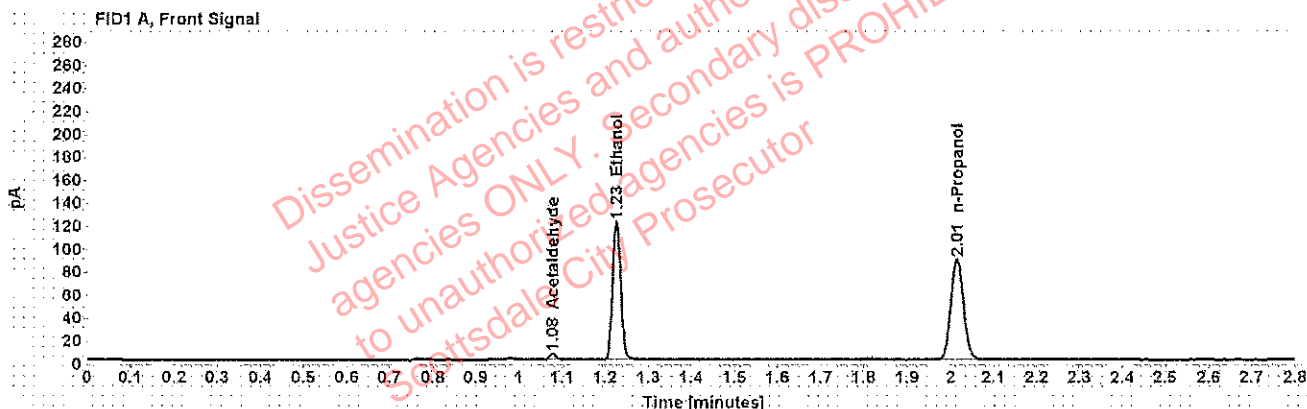


Table 1: FID 1 A (column DB-ALC1)

Compound	Amount (g/100mL)	Time (min)	Peak Area
Acetaldehyde	-----	1.079	5.661
>Ethanol	0.2310	1.226	157.107
n-Propanol	-----	2.015	179.779

Table 2: FID 2 B (column DB-ALC2)

Compound	Time (min)	Peak Area
Acetaldehyde	0.986	7.133
Ethanol	1.348	188.098
n-Propanol	2.379	212.879

Scottsdale Police Department Crime Lab Volatiles Analysis

Sample: [REDACTED]	Item number: 1196158
Injection date: 6/26/2018 2:26:39 PM	Vial: 68
Method: ethanol quant.M	Sequence: 26Jun18
Instrument: US14173023 CN14160045	Analyst: Adrian
Data file: C:\Chem32\1\Data\26Jun18\68.D	

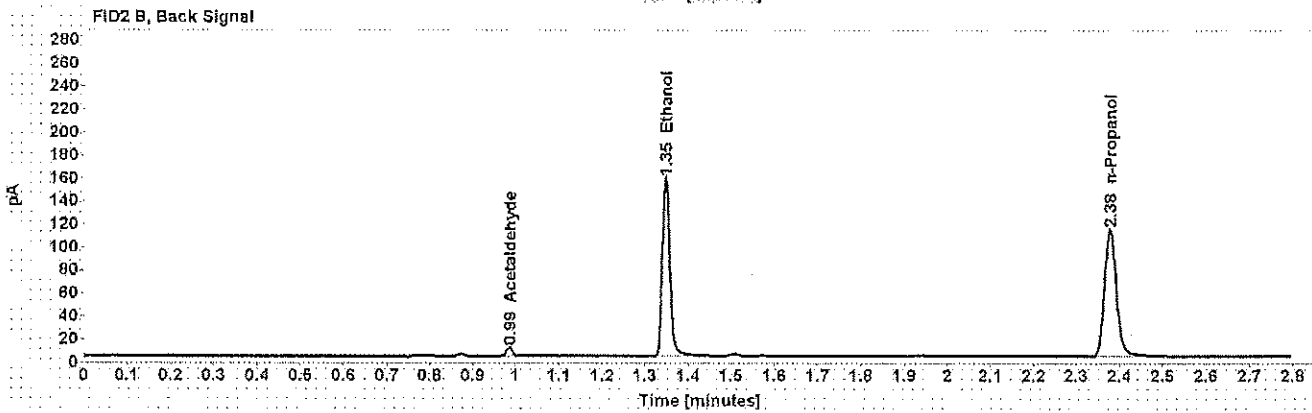
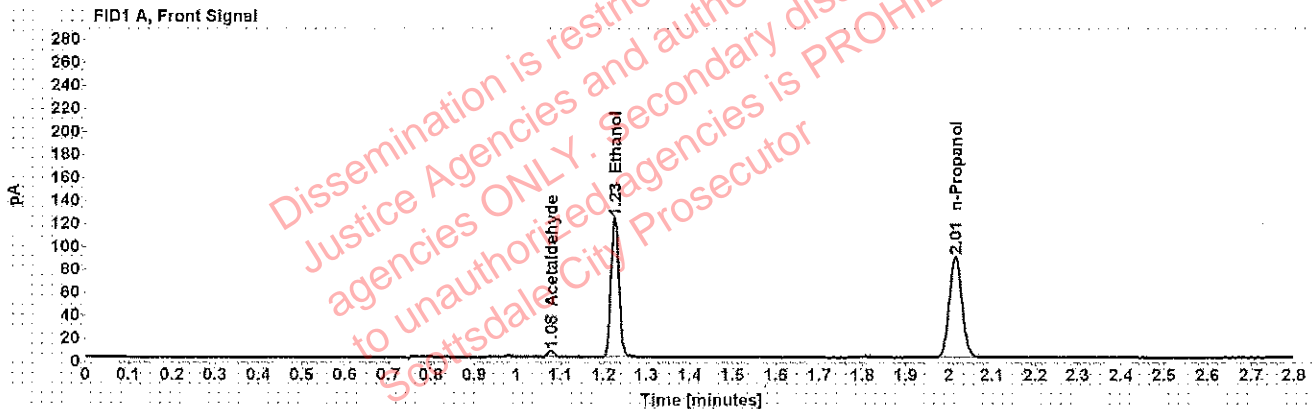


Table 1: FID 1 A (column DB-ALC1)

Compound	Amount (g/100mL)	Time (min)	Peak Area
Acetaldehyde	-----	1.078	5.687
>Ethanol	0.2317	1.225	157.691
n-Propanol	-----	2.015	179.925

Table 2: FID 2 B (column DB-ALC2)

Compound	Time (min)	Peak Area
Acetaldehyde	0.986	7.148
Ethanol	1.348	188.537
n-Propanol	2.378	213.296