

SCOTTSDALE POLICE DEPARTMENT CRIME LABORATORY BLOOD ALCOHOL FACE SHEET

ANALYSIS DATE 11/27/2018 SEQUENCE NAME 27Nov18

EQUIPMENT

Pipettor Hamilton ML600EH7497 Hamilton ML600GJ10749
 Gas Chromatograph Agilent US14173023

INSTRUMENT CALIBRATION

Vial 1 0.02 calibrator Lot FN03241604 Coefficient of determination (r²)
 Vial 2 0.10 calibrator Lot FN06181501 1.00000
 Vial 3 0.20 calibrator Lot FN07201502
 Vial 4 0.40 calibrator Lot FN11191402

CALIBRATION VERIFICATION AND RESOLUTION TEST

Vial	Sample	Expected result	Measured result	Manufacturer/lot
5	Blank	Not detected	Not detected	SPD lab 081418
6	Volatiles mixture	6 compounds	6 compounds	SPD lab 020917WLA
7	Aqueous control	0.400 g/dL	0.403 g/dL	Lipomed 08012015-C
8	Aqueous control	0.040 g/dL	0.039 g/dL	Lipomed 09022015-A
9	Blood control	0.198 g/dL	0.197 g/dL	ACQ 407041529/3
20	Aqueous control	0.080 g/dL	0.080 g/dL	Lipomed 28082014-B
31	Aqueous control	0.150 g/dL	0.155 g/dL	Lipomed 09022015-C
42	Blood control	0.198 g/dL	0.199 g/dL	ACQ 407041529/3
53	Aqueous control	0.080 g/dL	0.081 g/dL	Lipomed 28082014-B
62	Aqueous control	0.400 g/dL	0.406 g/dL	Lipomed 08012015-C
63	Aqueous control	0.040 g/dL	0.040 g/dL	Lipomed 09022015-A
64	Blood control	0.198 g/dL	0.205 g/dL	ACQ 407041529/3
65	Blank	Not detected	Not detected	SPD lab 081418

SUBJECT SAMPLES

Subjects in the sequence 24 Subjects requiring reanalysis 0

ADDITIONAL NOTES: All testing proceeded as expected.

Run valid Run invalid WA B1570 11/28/18 Analyst
 Run valid Run invalid KOSECKI 11/28/18 Technical Reviewer

Scottsdale Police Department Crime Laboratory

Sequence Quality Assurance Summary

WA

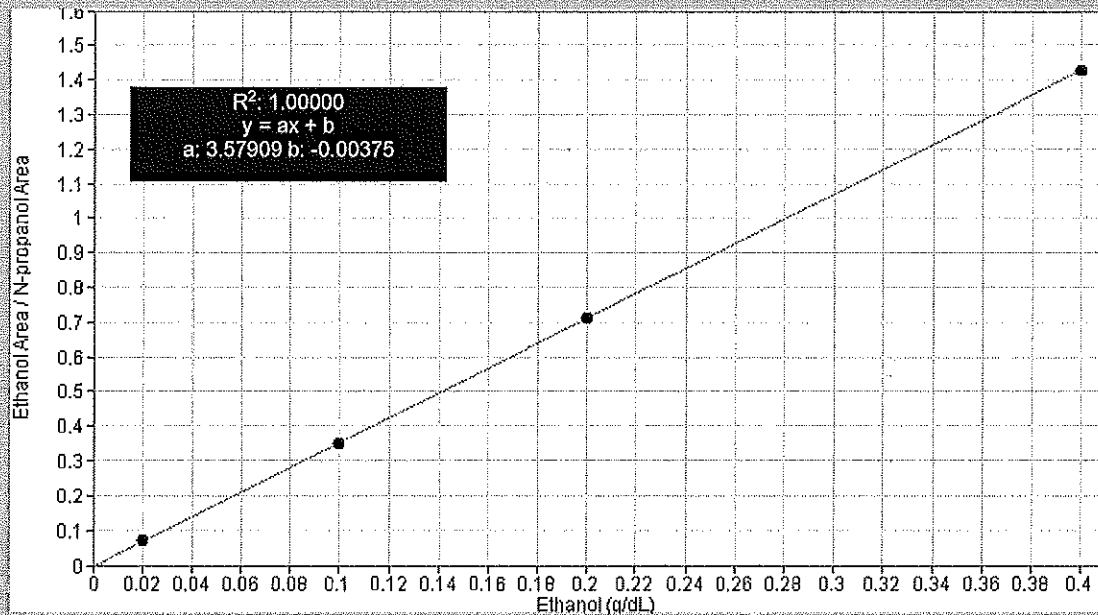
SEQUENCE NAME: 27Nov18

ANALYST: Adrian

Sample Name	Vial	Measured Value (g/dL)	Expected Value (g/dL)	Percent Difference	Absolute Difference (g/dL)
blank 081418	5	negative	negative	-	-
0.400 Lipomed 08012015-C	7	0.403	0.400	0.75	0.003
0.040 Lipomed 09022015-A	8	0.039	0.040	2.50	-0.001
0.198 ACQ 407041529/3	9	0.197	0.198	0.51	-0.001
0.080 Lipomed 28082014-B	20	0.080	0.080	0.00	0.000
0.150 Lipomed 09022015-C	31	0.155	0.150	3.33	0.005
0.198 ACQ 407041529/3	42	0.199	0.198	0.51	0.001
0.080 Lipomed 28082014-B	53	0.081	0.080	1.25	0.001
0.40 Lipomed 08012015-C	62	0.406	0.400	1.50	0.006
0.04 Lipomed 09022015-A	63	0.040	0.040	0.00	0.000
0.198 ACQ 407041529/3	64	0.205	0.198	3.54	0.007
blank 081418	65	negative	negative	-	-

Calibrator	Ethanol Area	N-propanol Area	Ratio
0.020	11.852	171.847	0.069
0.100	62.467	177.229	0.353
0.200	121.824	170.996	0.712
0.400	251.328	175.992	1.428

Calibration Line



Scottsdale Police Department Crime Lab Volatiles Analysis

WA

Sample: 0.020 Cerilliant FN03241604	Item number:
Injection date: 11/27/2018 12:50:18 PM	Vial: 1
Method: ethanol quant.M	Sequence: 27Nov18
Instrument: US14173023 CN14160045	Analyst: Adrian
Data file: C:\Chem32\1\Data\27Nov18\1.D	

Dissemination is restricted to Criminal Justice Agencies and authorized Non-C.J. agencies ONLY. Secondary dissemination to unauthorized agencies is PROHIBITED. Scottsdale City Prosecutor

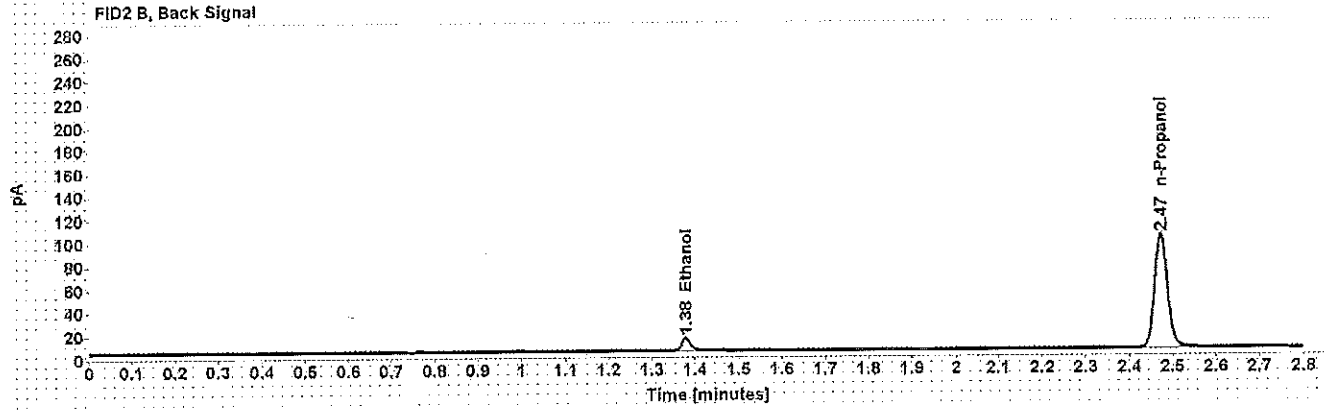
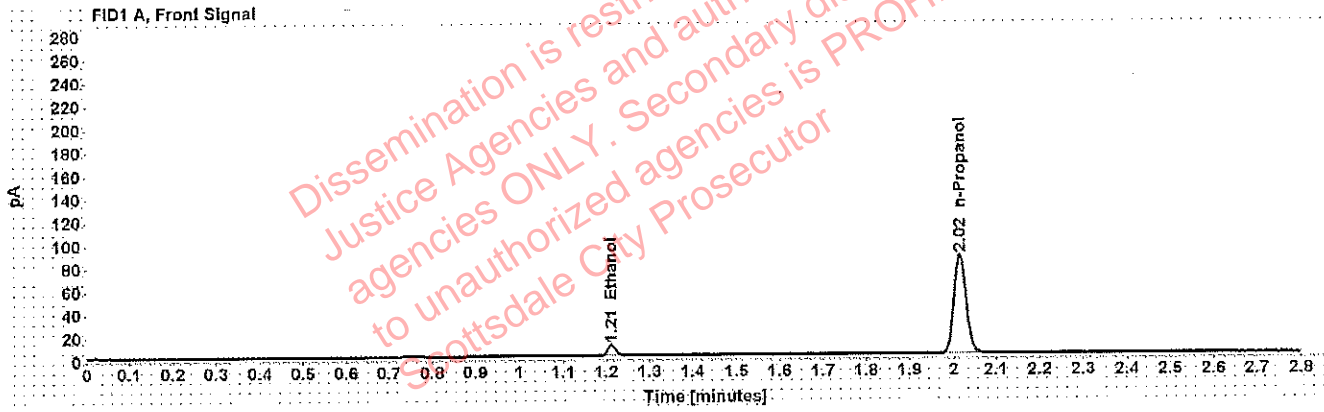


Table 1: FID 1 A (column DB-ALC1)

Compound	Time (min)	Peak Area
Ethanol	1.212	11.852
n-Propanol	2.015	171.847

Table 2: FID 2 B (column DB-ALC2)

Compound	Time (min)	Peak Area
Ethanol	1.378	14.411
n-Propanol	2.473	203.423

Scottsdale Police Department Crime Lab Volatiles Analysis

WA

Sample: 0.100 Cerilliant FN06181501	Item number:
Injection date: 11/27/2018 12:54:18 PM	Vial: 2
Method: ethanol quant.M	Sequence: 27Nov18
Instrument: US14173023 CN14160045	Analyst: Adrian
Data file: C:\Chem32\1\Data\27Nov18\2.D	

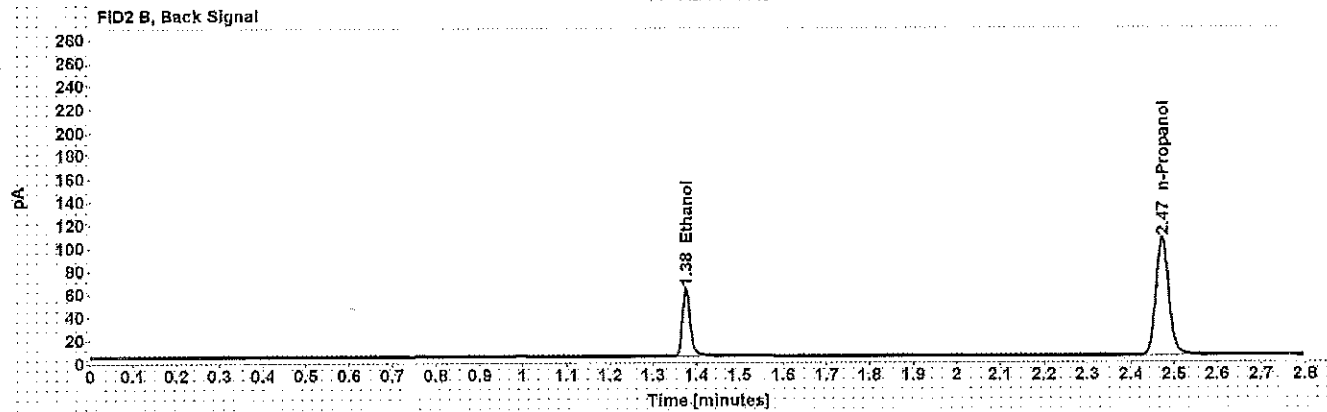
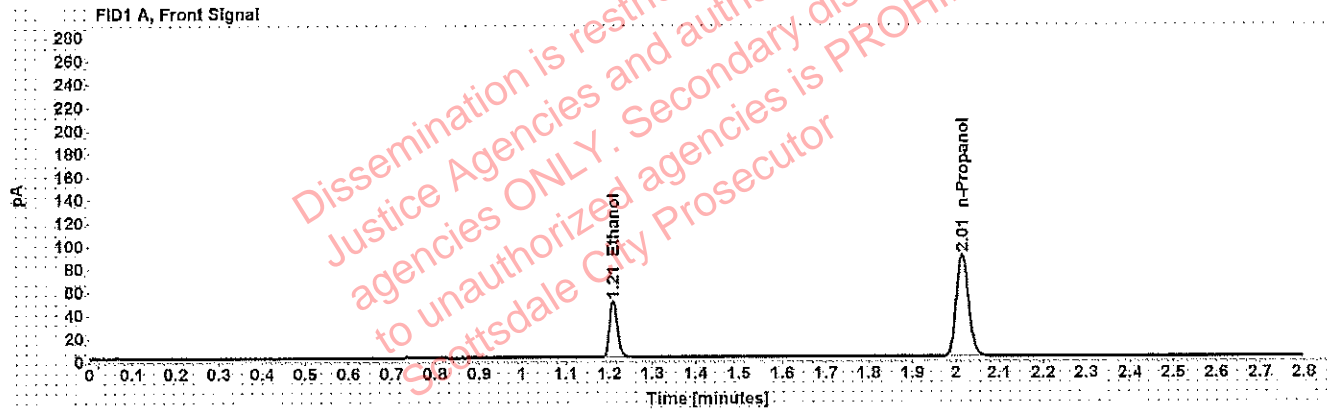


Table 1: FID 1 A (column DB-ALC1)

Compound	Time (min)	Peak Area
Ethanol	1.209	62.467
n-Propanol	2.015	177.229

Table 2: FID 2 B (column DB-ALC2)

Compound	Time (min)	Peak Area
Ethanol	1.376	75.924
n-Propanol	2.472	210.834

Scottsdale Police Department Crime Lab Volatiles Analysis

W4

Sample: 0.200 Cerilliant FN07201502	Item number:
Injection date: 11/27/2018 12:58:18 PM	Vial: 3
Method: ethanol quant.M	Sequence: 27Nov18
Instrument: US14173023 CN14160045	Analyst: Adrian
Data file: C:\Chem32\1\Data\27Nov18\3.D	

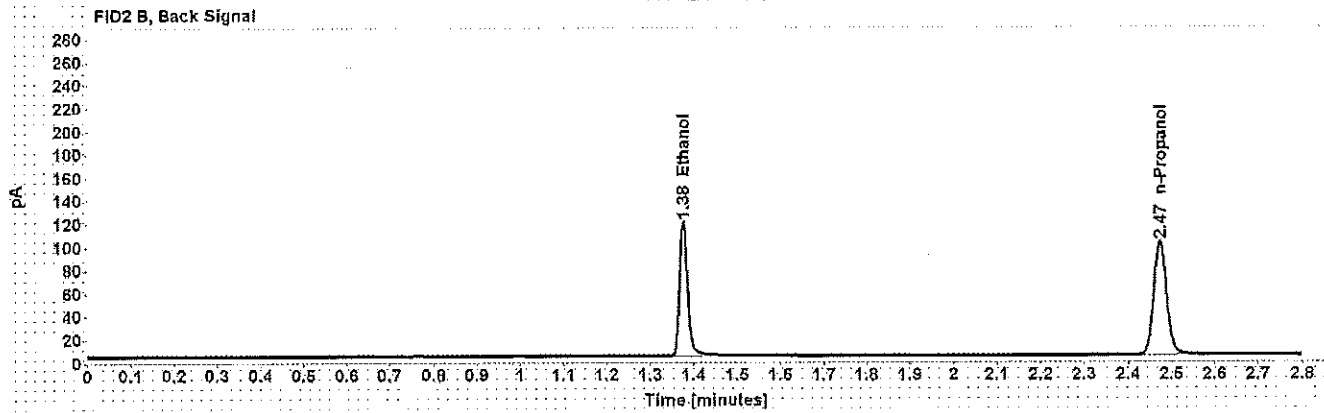
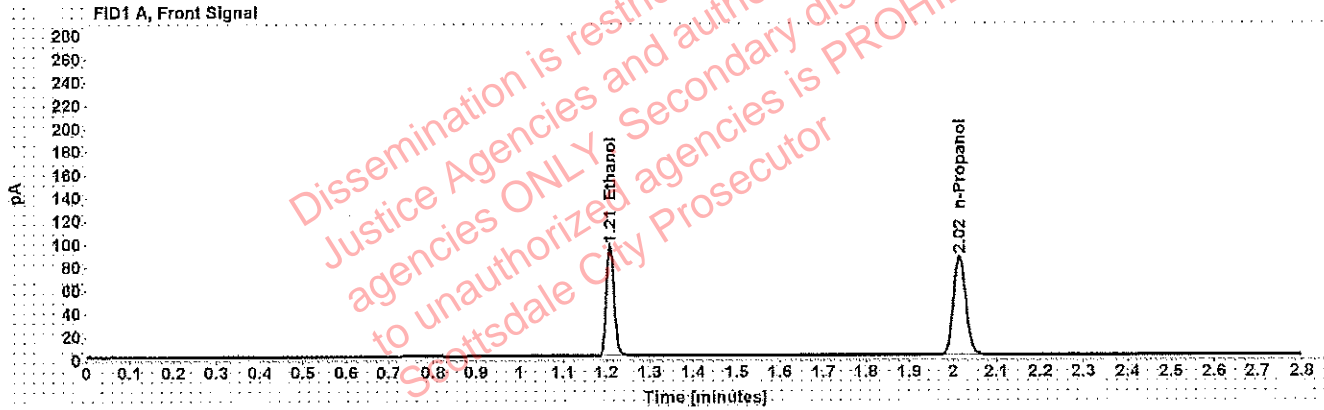


Table 1: FID 1 A (column DB-ALC1)

Compound	Time (min)	Peak Area
Ethanol	1.209	121.824
n-Propanol	2.015	170.996

Table 2: FID 2 B (column DB-ALC2)

Compound	Time (min)	Peak Area
Ethanol	1.376	149.416
n-Propanol	2.473	203.584

Scottsdale Police Department Crime Lab Volatiles Analysis

WMA

Sample: 0.400 Cerilliant FN11191402	Item number:
Injection date: 11/27/2018 1:02:18 PM	Vial: 4
Method: ethanol quant.M	Sequence: 27Nov18
Instrument: US14173023 CN14160045	Analyst: Adrian
Data file: C:\Chem32\1\Data\27Nov18\4.D	

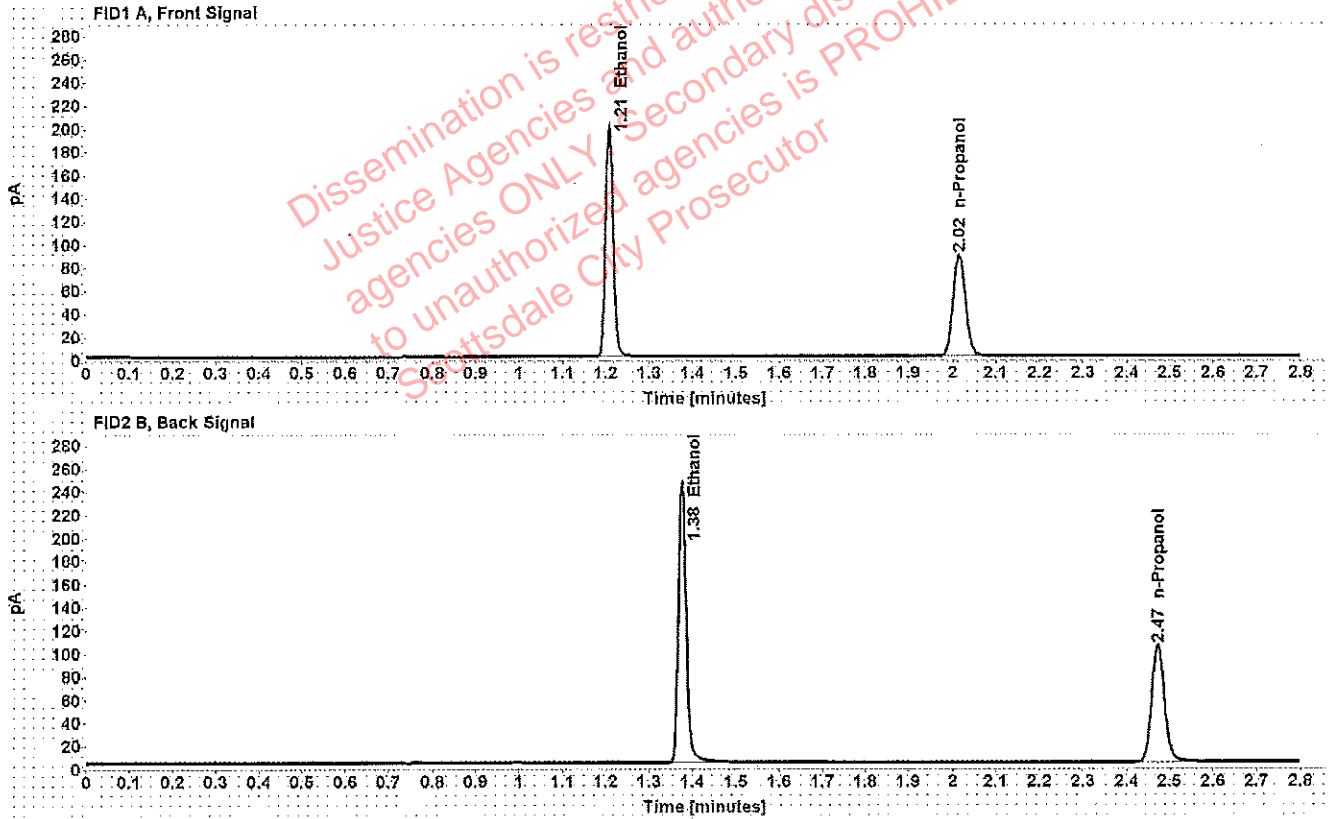


Table 1: FID 1 A (column DB-ALC1)

Compound	Time (min)	Peak Area
Ethanol	1.208	251.328
n-Propanol	2.015	175.992

Table 2: FID 2 B (column DB-ALC2)

Compound	Time (min)	Peak Area
Ethanol	1.376	309.407
n-Propanol	2.473	210.434

Scottsdale Police Department Crime Lab Volatiles Analysis

MA

Sample: blank 081418	Item number:
Injection date: 11/27/2018 1:06:18 PM	Vial: 5
Method: ethanol quant.M	Sequence: 27Nov18
Instrument: US14173023 CN14160045	Analyst: Adrian
Data file: C:\Chem32\11\Data\27Nov18\5.D	

Dissemination is restricted to Criminal Justice Agencies and authorized Non-C.J. agencies ONLY. Secondary dissemination to unauthorized agencies is PROHIBITED. Scottsdale City Prosecutor

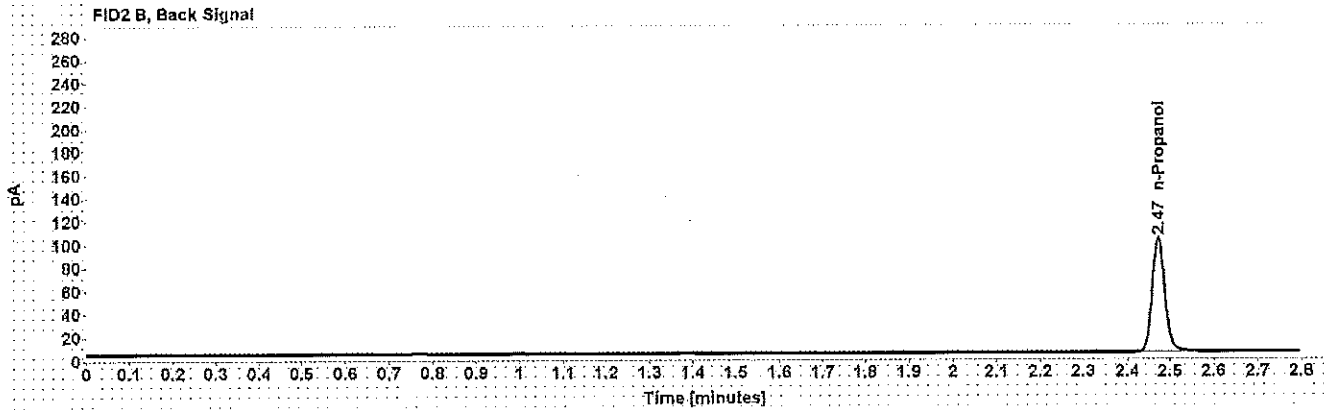
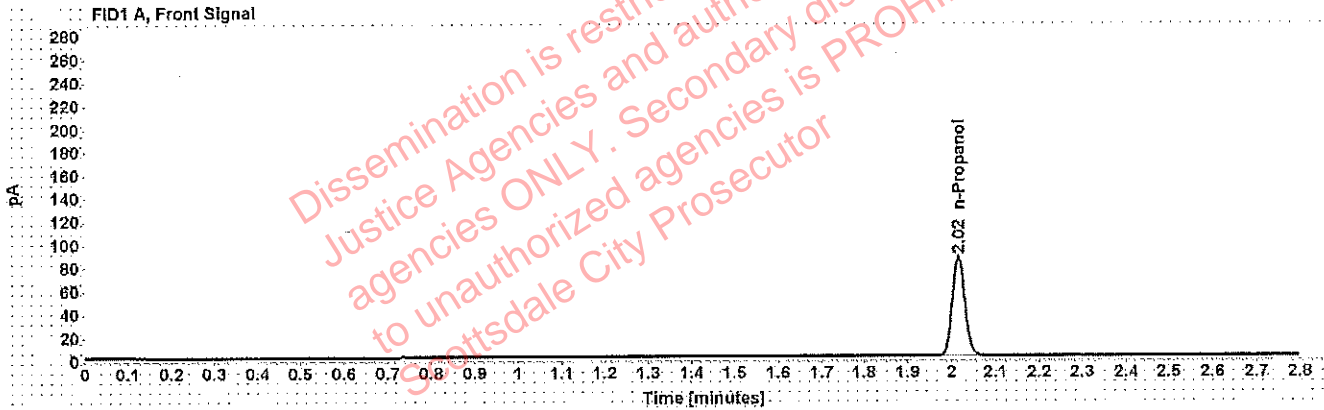


Table 1: FID 1 A (column DB-ALC1)

Compound	Amount (g/100mL)	Time (min)	Peak Area
n-Propanol	-----	2.015	171.082

Table 2: FID 2 B (column DB-ALC2)

Compound	Time (min)	Peak Area
n-Propanol	2.473	203.815

Scottsdale Police Department Crime Lab Volatiles Analysis

WMA

Sample: volatiles mix 020917 WLA	Item number:
Injection date: 11/27/2018 1:10:17 PM	Vial: 6
Method: ethanol quant.M	Sequence: 27Nov18
Instrument: US14173023 CN14160045	Analyst: Adrian
Data file: C:\Chem32\1\Data\27Nov18\6.D	

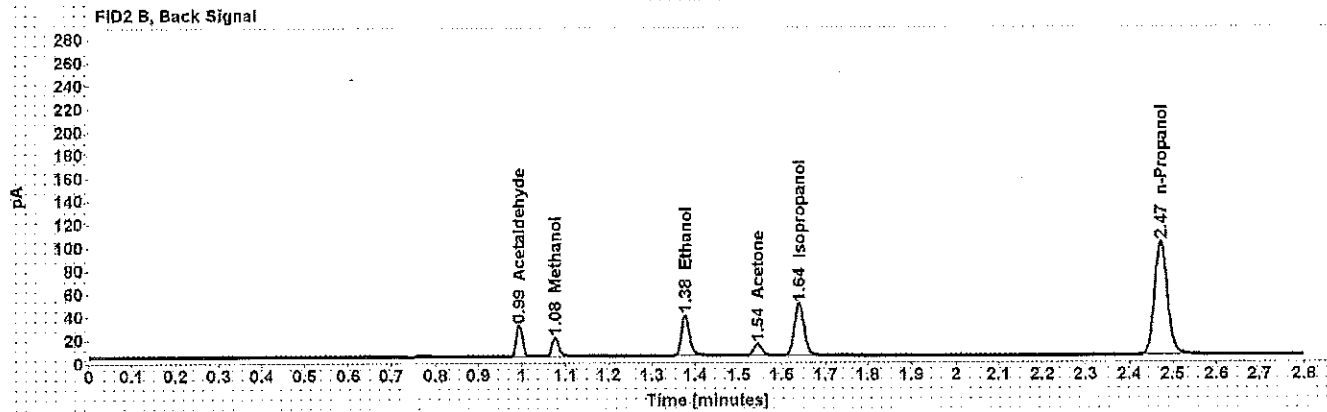
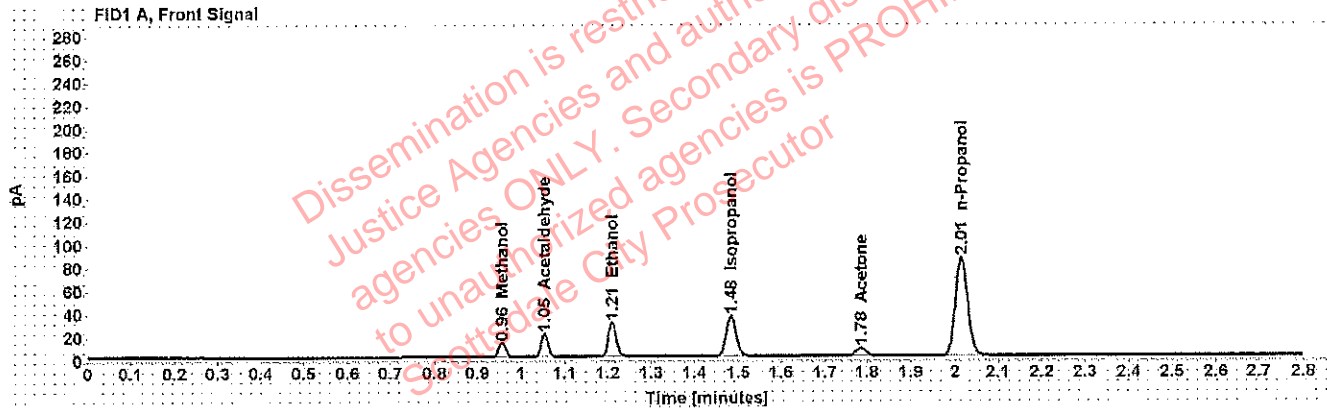


Table 1: FID 1 A (column DB-ALC1)

Compound	Amount (g/100mL)	Time (min)	Peak Area
Methanol	-----	0.956	14.134
Acetaldehyde	-----	1.054	21.530
>Ethanol	0.0632	1.210	37.825
Isopropanol	-----	1.483	56.309
Acetone	-----	1.785	11.519
n-Propanol	-----	2.015	170.070

Table 2: FID 2 B (column DB-ALC2)

Compound	Time (min)	Peak Area
Acetaldehyde	0.993	27.680
Methanol	1.077	17.818
Ethanol	1.377	45.931
Acetone	1.544	13.313
Isopropanol	1.639	69.618
n-Propanol	2.472	203.192

Scottsdale Police Department Crime Lab Volatiles Analysis

w/A

Sample: 0.400 Lipomed 08012015-C	Item number:
Injection date: 11/27/2018 1:14:33 PM	Vial: 7
Method: ethanol quant.M	Sequence: 27Nov18
Instrument: US14173023 CN14160045	Analyst: Adrian
Data file: C:\Chem32\1\Data\27Nov18\7.D	

Dissemination is restricted to Criminal Justice Agencies and authorized Non-C.J. agencies ONLY. Secondary dissemination to unauthorized agencies is PROHIBITED. Scottsdale City Prosecutor

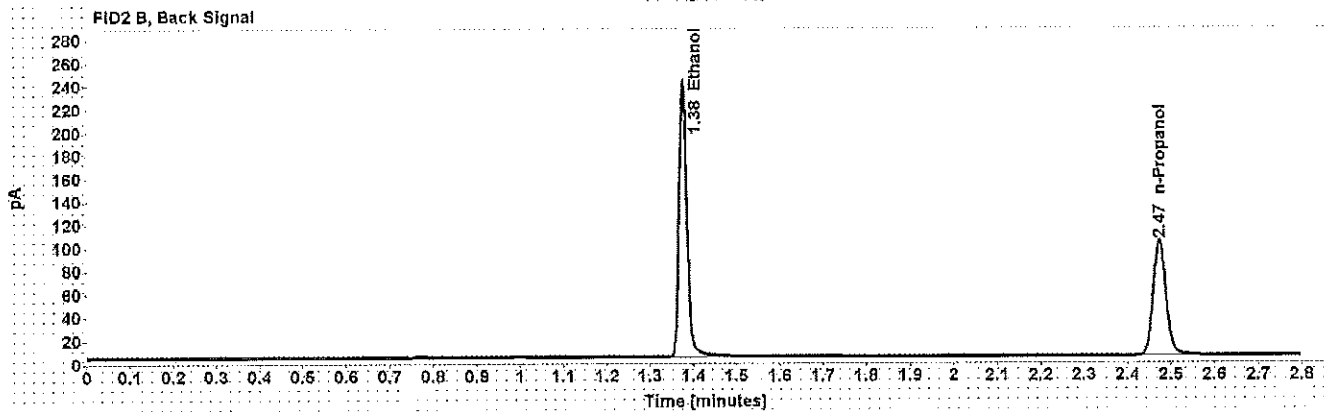
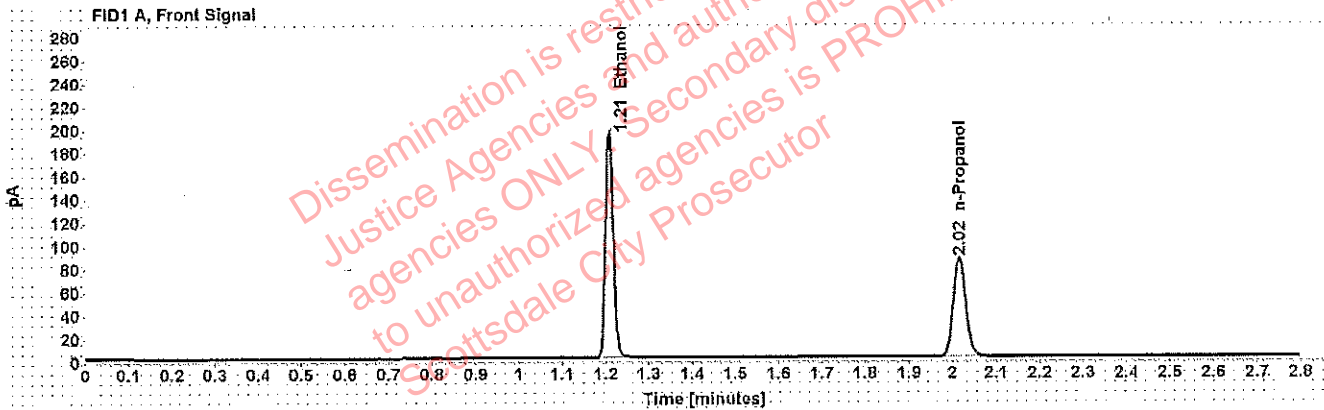


Table 1: FID 1 A (column DB-ALC1)

Compound	Amount (g/100mL)	Time (min)	Peak Area
>Ethanol	0.4032	1.208	245.917
n-Propanol	-----	2.015	170.854

Table 2: FID 2 B (column DB-ALC2)

Compound	Time (min)	Peak Area
Ethanol	1.376	303.033
n-Propanol	2.473	204.394

Scottsdale Police Department Crime Lab Volatiles Analysis

WA

Sample: 0.040 Lipomed 09022015-A	Item number:
Injection date: 11/27/2018 1:18:33 PM	Vial: 8
Method: ethanol quant.M	Sequence: 27Nov18
Instrument: US14173023 CN14160045	Analyst: Adrian
Data file: C:\Chem32\11\Data\27Nov18\8.D	

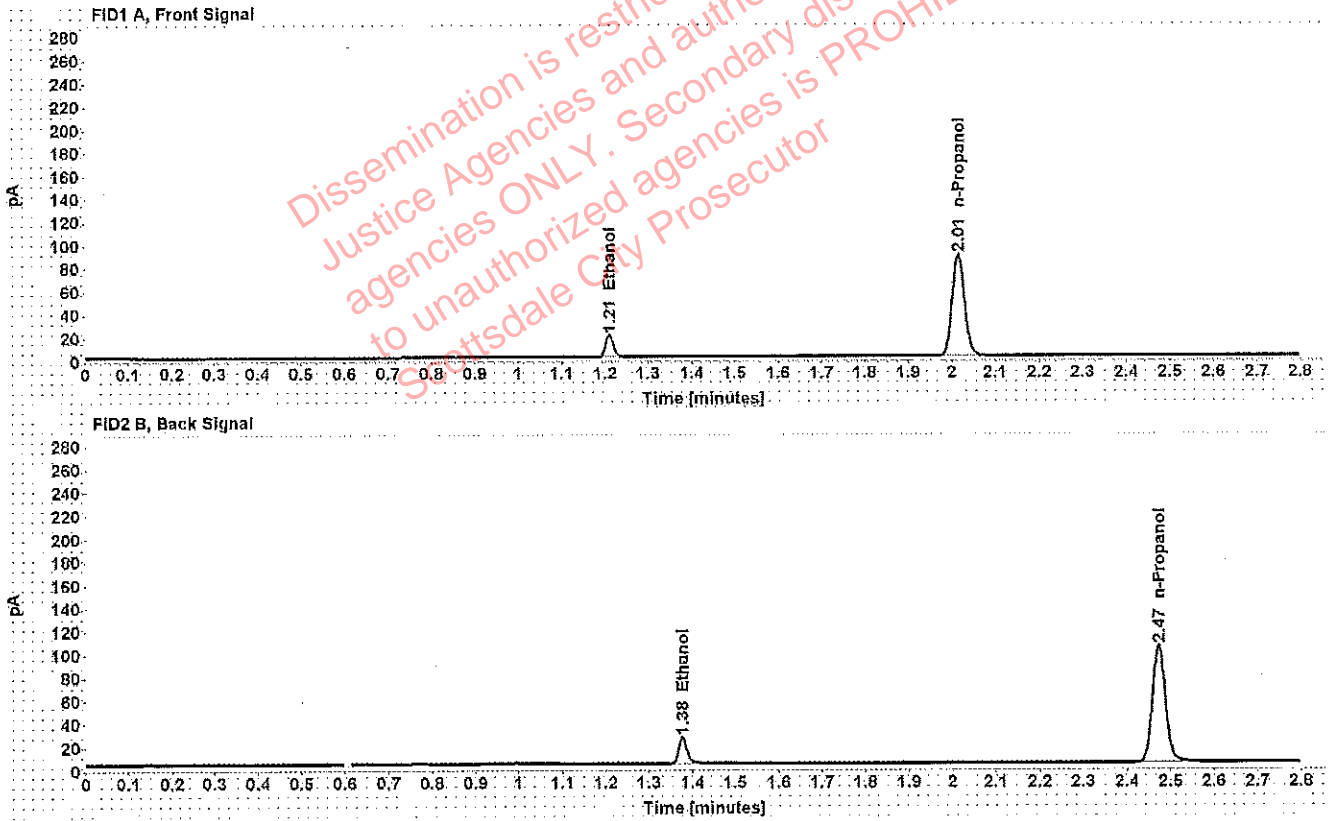


Table 1: FID 1 A (column DB-ALC1)

Compound	Amount (g/100mL)	Time (min)	Peak Area
>Ethanol	0.0396	1.210	24.164
n-Propanol	-----	2.015	175.141

Table 2: FID 2 B (column DB-ALC2)

Compound	Time (min)	Peak Area
Ethanol	1.376	29.311
n-Propanol	2.472	209.147

Scottsdale Police Department Crime Lab Volatiles Analysis

W/A

Sample: 0.198 ACQ 407041529/3	Item number:
Injection date: 11/27/2018 1:22:33 PM	Vial: 9
Method: ethanol quant.M	Sequence: 27Nov18
Instrument: US14173023 CN14160045	Analyst: Adrian
Data file: C:\Chem32\1\Data\27Nov18\9.D	

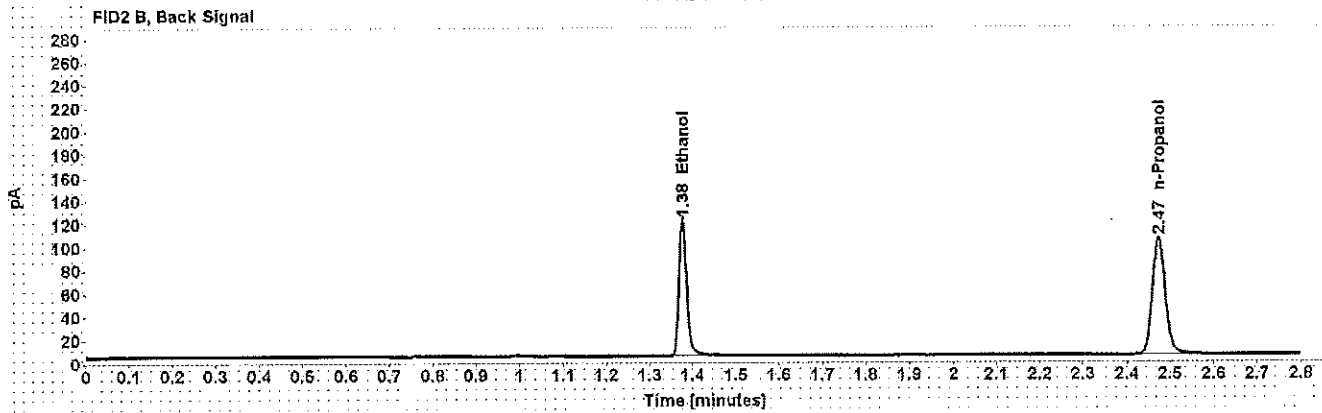
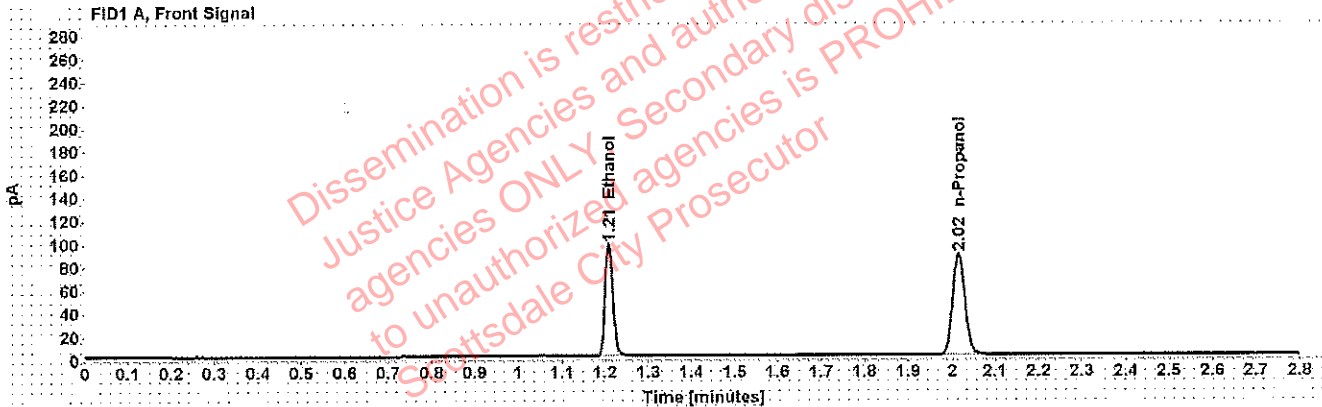


Table 1: FID 1 A (column DB-ALC1)

Compound	Amount (g/100mL)	Time (min)	Peak Area
>Ethanol	0.1979	1.209	123.197
n-Propanol	-----	2.016	174.882

Table 2: FID 2 B (column DB-ALC2)

Compound	Time (min)	Peak Area
Ethanol	1.377	151.037
n-Propanol	2.474	209.161

Scottsdale Police Department Crime Lab Volatiles Analysis

WVA

Sample: 0.080 Lipomed 28082014-B	Item number:
Injection date: 11/27/2018 2:07:03 PM	Vial: 20
Method: ethanol quant.M	Sequence: 27Nov18
Instrument: US14173023 CN14160045	Analyst: Adrian
Data file: C:\Chem32\11\Data\27Nov18\20.D	

Dissemination is restricted to Criminal Justice Agencies and authorized Non-C.J. agencies ONLY. Secondary dissemination to unauthorized agencies is PROHIBITED. Scottsdale City Prosecutor

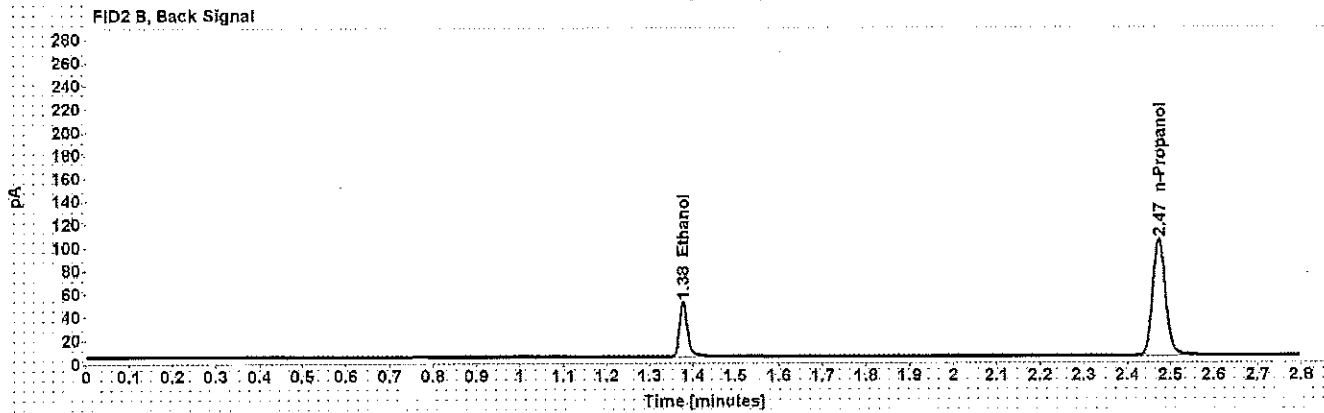
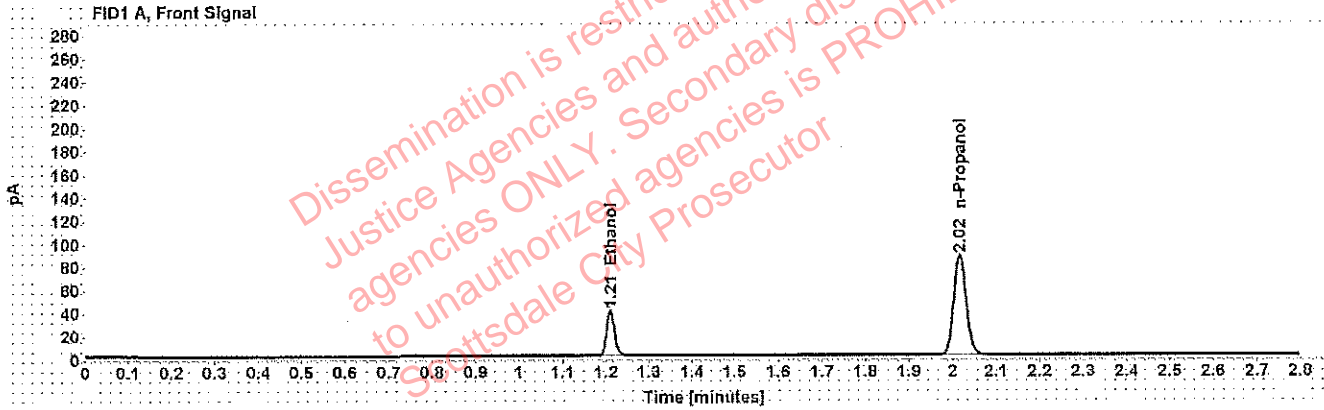


Table 1: FID 1 A (column DB-ALC1)

Compound	Amount (g/100mL)	Time (min)	Peak Area
>Ethanol	0.0808	1.210	49.379
n-Propanol	-----	2.016	172.912

Table 2: FID 2 B (column DB-ALC2)

Compound	Time (min)	Peak Area
Ethanol	1.378	60.389
n-Propanol	2.473	207.357

Scottsdale Police Department Crime Lab Volatiles Analysis

WA

Sample: 0.150 Lipomed 09022015-C	Item number:
Injection date: 11/27/2018 2:51:33 PM	Vial: 31
Method: ethanol quant.M	Sequence: 27Nov18
Instrument: US14173023 CN14160045	Analyst: Adrian
Data file: C:\Chem32\1\Data\27Nov18\31.D	

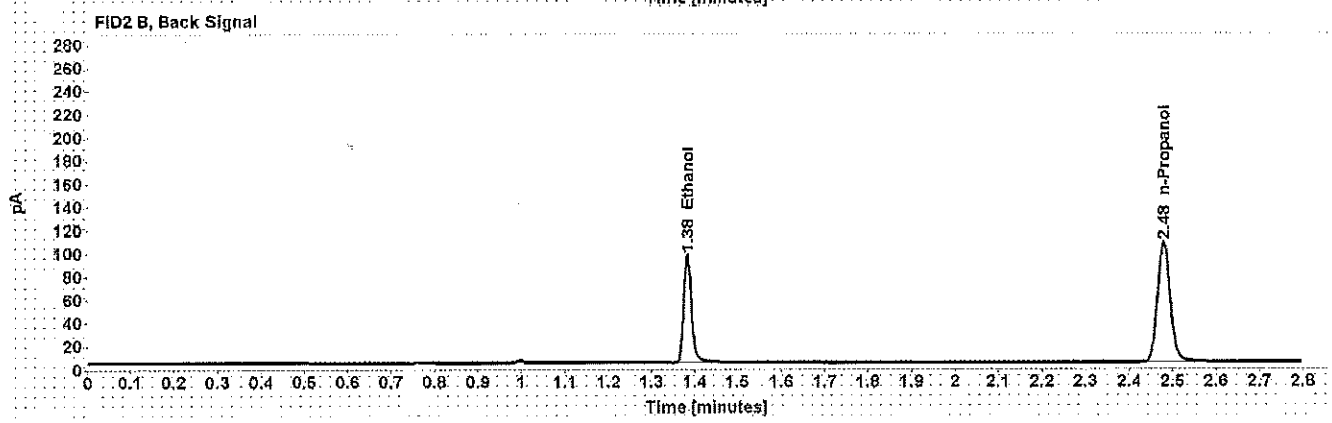
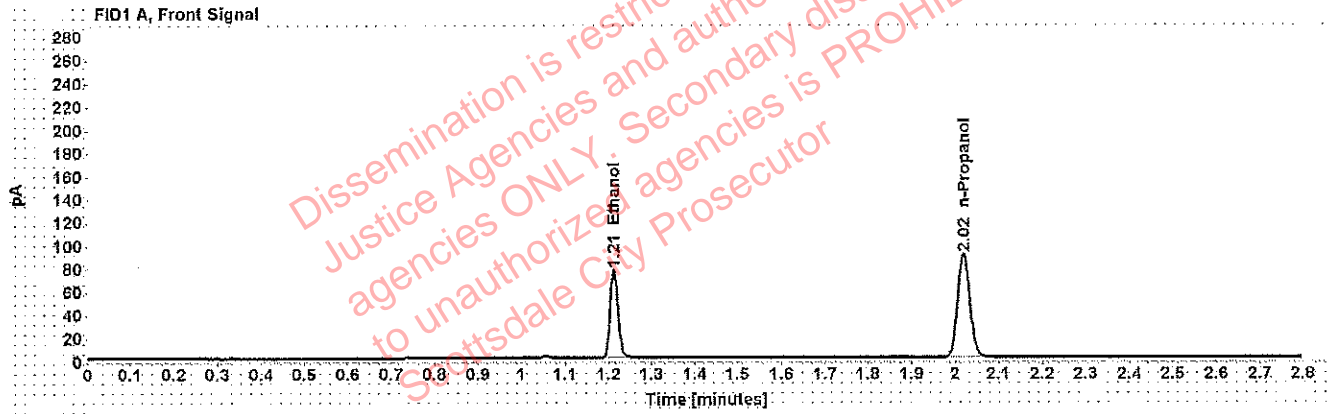


Table 1: FID 1 A (column DB-ALC1)

Compound	Amount (g/100mL)	Time (min)	Peak Area
>Ethanol	0.1554	1.212	98.120
n-Propanol	-----	2.019	177.652

Table 2: FID 2 B (column DB-ALC2)

Compound	Time (min)	Peak Area
Ethanol	1.383	120.838
n-Propanol	2.479	213.365

Scottsdale Police Department Crime Lab Volatiles Analysis

WVA

Sample: 0.198 ACQ 407041529/3	Item number:
Injection date: 11/27/2018 3:35:48 PM	Vial: 42
Method: ethanol quant.M	Sequence: 27Nov18
Instrument: US14173023 CN14160045	Analyst: Adrian
Data file: C:\Chem32\1\Data\27Nov18\42.D	

Dissemination is restricted to Criminal Justice Agencies and authorized Non-C.J. agencies ONLY. Secondary dissemination to unauthorized agencies is PROHIBITED. Scottsdale City Prosecutor

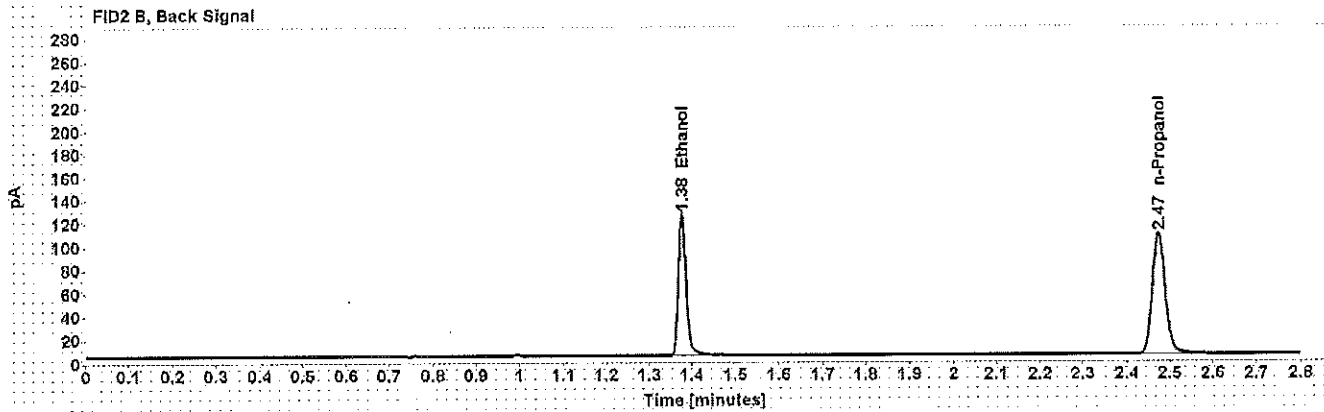
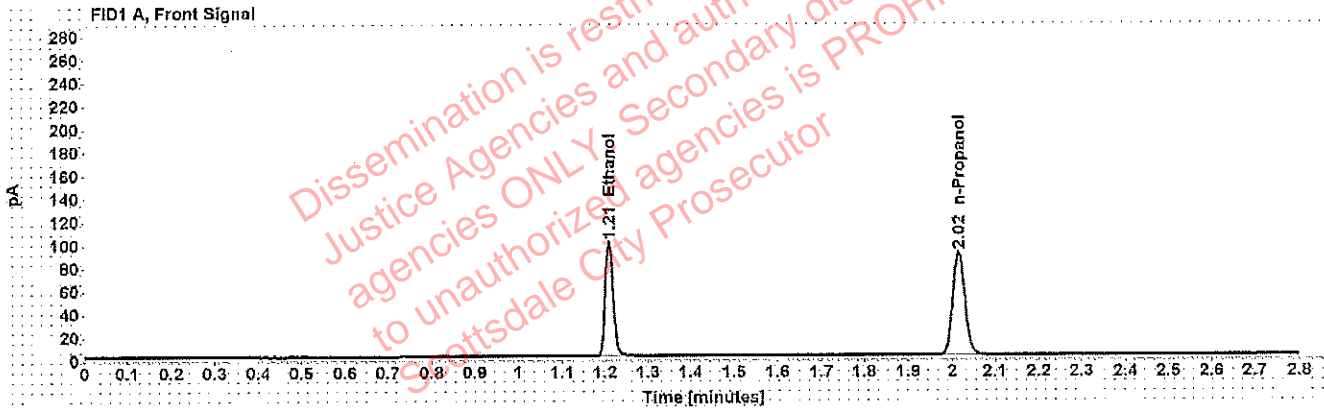


Table 1: FID 1 A (column DB-ALC1)

Compound	Amount (g/100mL)	Time (min)	Peak Area
>Ethanol	0.1995	1.209	126.859
n-Propanol	-----	2.016	178.648

Table 2: FID 2 B (column DB-ALC2)

Compound	Time (min)	Peak Area
Ethanol	1.377	156.831
n-Propanol	2.474	216.025

Scottsdale Police Department Crime Lab Volatiles Analysis

WAA

Sample: 0.080 Lipomed 28082014-B	Item number:
Injection date: 11/27/2018 4:20:18 PM	Vial: 53
Method: ethanol quant.M	Sequence: 27Nov18
Instrument: US14173023 CN14160045	Analyst: Adrian
Data file: C:\Chem32\1\Data\27Nov18\53.D	

Dissemination is restricted to Criminal Justice Agencies and authorized Non-C.J. agencies ONLY. Secondary dissemination to unauthorized agencies is PROHIBITED. Scottsdale City Prosecutor

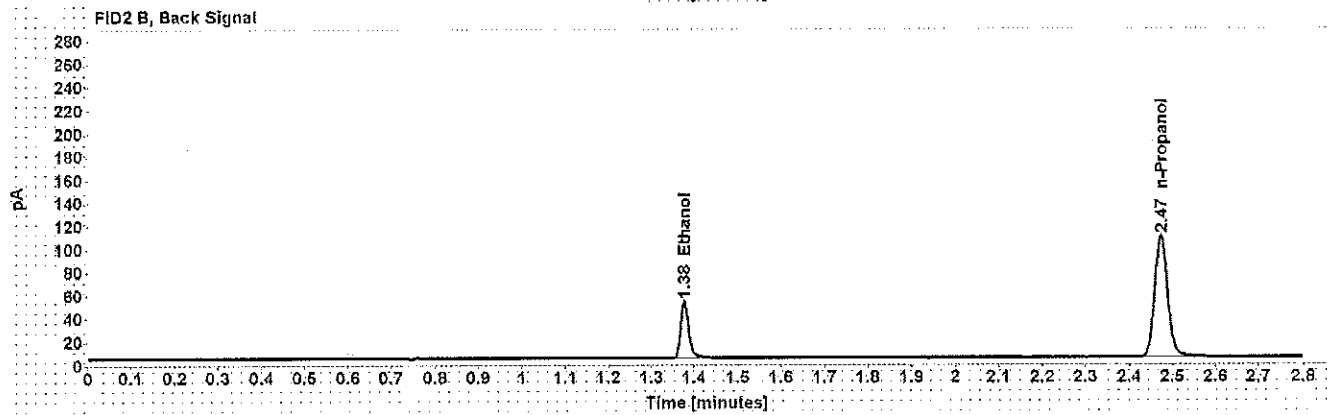
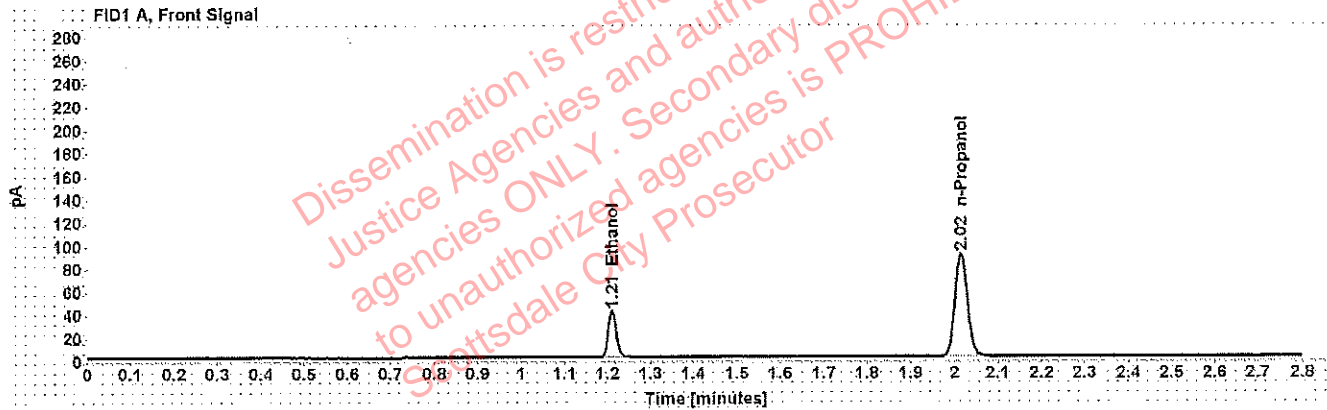


Table 1: FID 1 A (column DB-ALC1)

Compound	Amount (g/100mL)	Time (min)	Peak Area
>Ethanol	0.0811	1.210	51.576
n-Propanol	-----	2.015	179.923

Table 2: FID 2 B (column DB-ALC2)

Compound	Time (min)	Peak Area
Ethanol	1.377	63.618
n-Propanol	2.473	218.001

Scottsdale Police Department Crime Lab Volatiles Analysis

WVA

Sample: 0.40 Lipomed 08012015-C	Item number:
Injection date: 11/27/2018 4:56:48 PM	Vial: 62
Method: ethanol quant.M	Sequence: 27Nov18
Instrument: US14173023 CN14160045	Analyst: Adrian
Data file: C:\Chem32\1\Data\27Nov18\62.D	

Dissemination is restricted to Criminal Justice Agencies and authorized Non-C.J. agencies ONLY. Secondary dissemination to unauthorized agencies is PROHIBITED. Scottsdale City Prosecutor

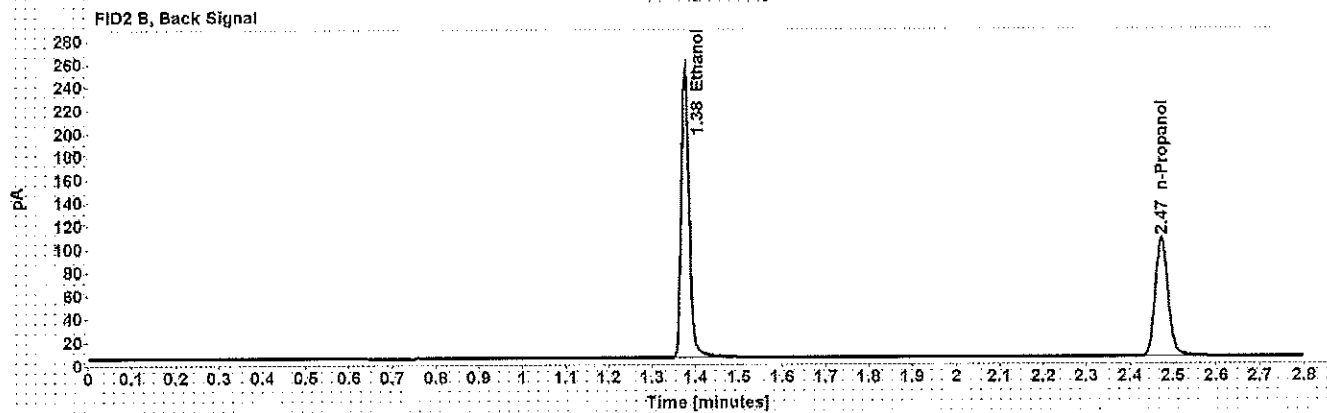
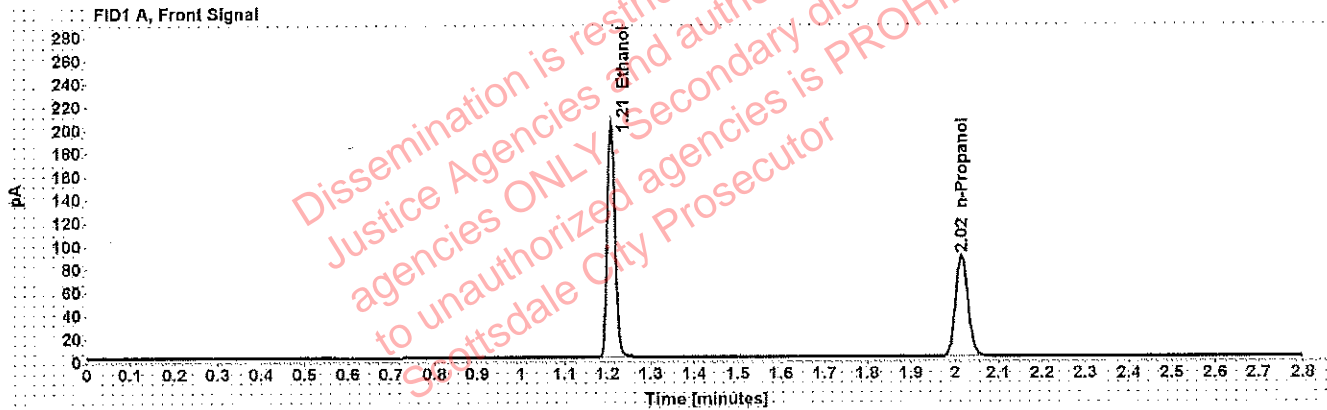


Table 1: FID 1 A (column DB-ALC1)

Compound	Amount (g/100mL)	Time (min)	Peak Area
>Ethanol	0.4069	1.208	254.578
n-Propanol	-----	2.015	175.265

Table 2: FID 2 B (column DB-ALC2)

Compound	Time (min)	Peak Area
Ethanol	1.376	317.175
n-Propanol	2.473	212.799

Scottsdale Police Department Crime Lab Volatiles Analysis

WA

Sample: 0.04 Lipomed 09022015-A	Item number:
Injection date: 11/27/2018 5:00:47 PM	Vial: 63
Method: ethanol quant.M	Sequence: 27Nov18
Instrument: US14173023 CN14160045	Analyst: Adrian
Data file: C:\Chem32\1\Data\27Nov18\63.D	

Dissemination is restricted to Criminal Justice Agencies and authorized agencies ONLY. Secondary dissemination to unauthorized agencies is PROHIBITED. Scottsdale City Prosecutor

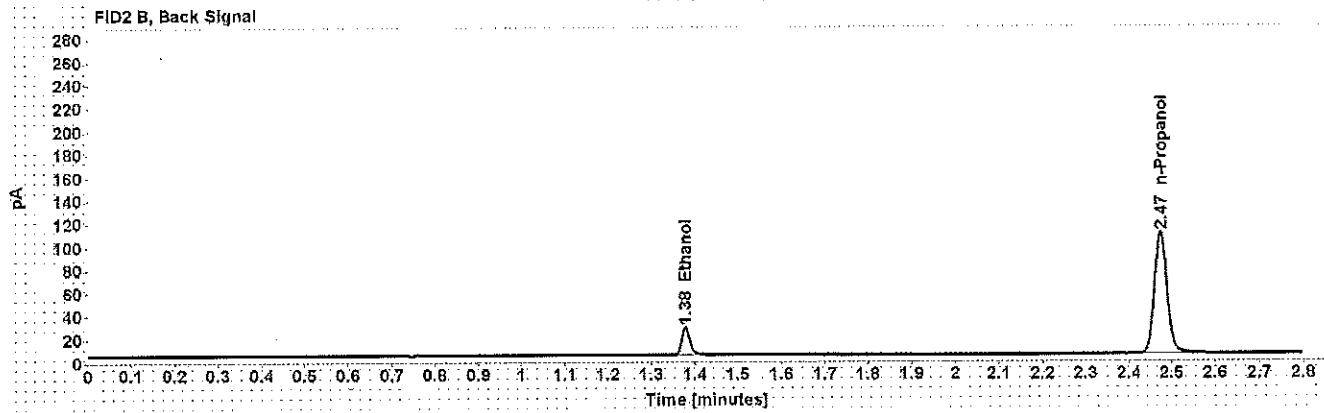
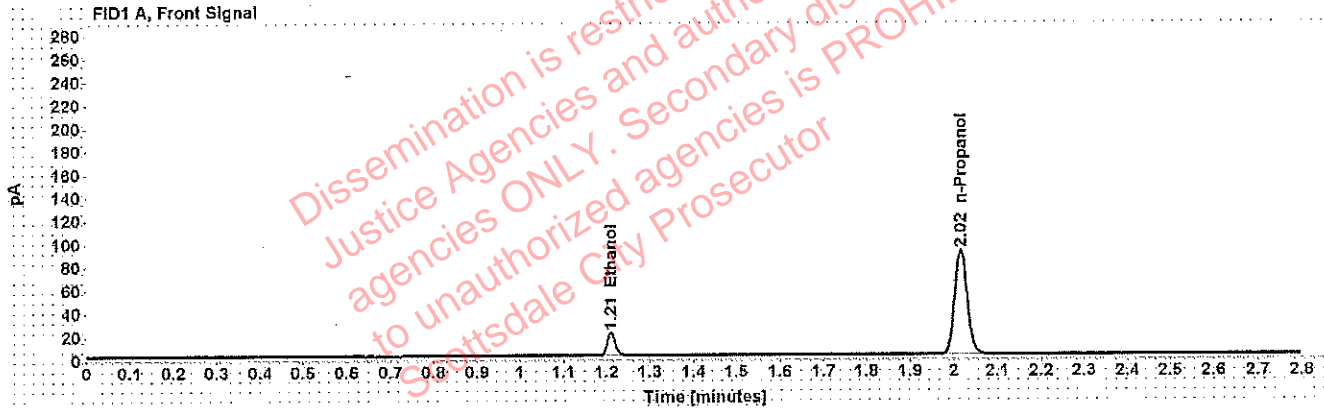


Table 1: FID 1 A (column DB-ALC1)

Compound	Amount (g/100mL)	Time (min)	Peak Area
>Ethanol	0.0404	1.211	25.384
n-Propanol	-----	2.016	180.046

Table 2: FID 2 B (column DB-ALC2)

Compound	Time (min)	Peak Area
Ethanol	1.378	31.060
n-Propanol	2.474	218.010

Scottsdale Police Department Crime Lab Volatiles Analysis

WA

Sample: 0.198 ACQ 407041529/3	Item number:
Injection date: 11/27/2018 5:04:48 PM	Vial: 64
Method: ethanol quant.M	Sequence: 27Nov18
Instrument: US14173023 CN14160045	Analyst: Adrian
Data file: C:\Chem32\1\Data\27Nov18\64.D	

Dissemination is restricted to Criminal Justice Agencies and authorized Non-C.J. agencies ONLY. Secondary dissemination to unauthorized agencies is PROHIBITED. Scottsdale City Prosecutor

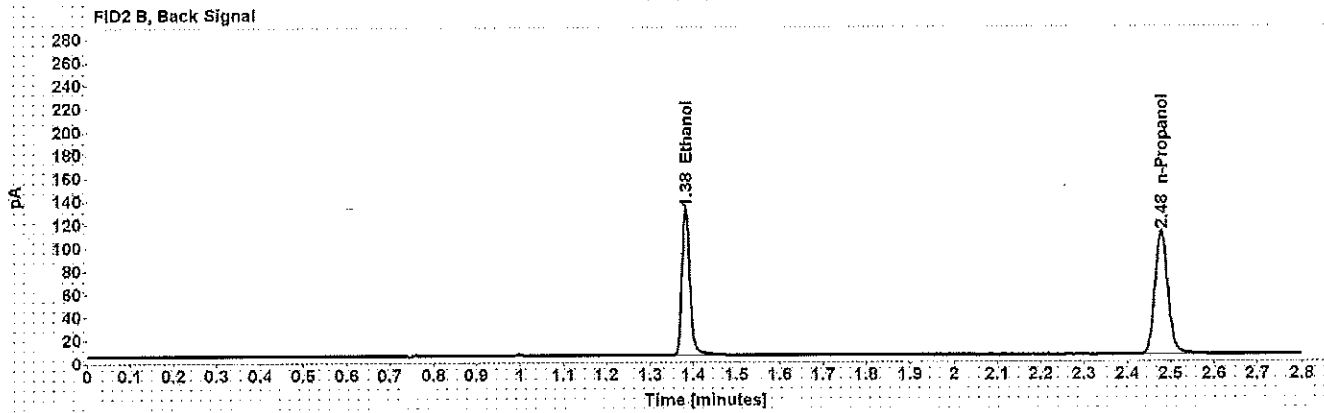
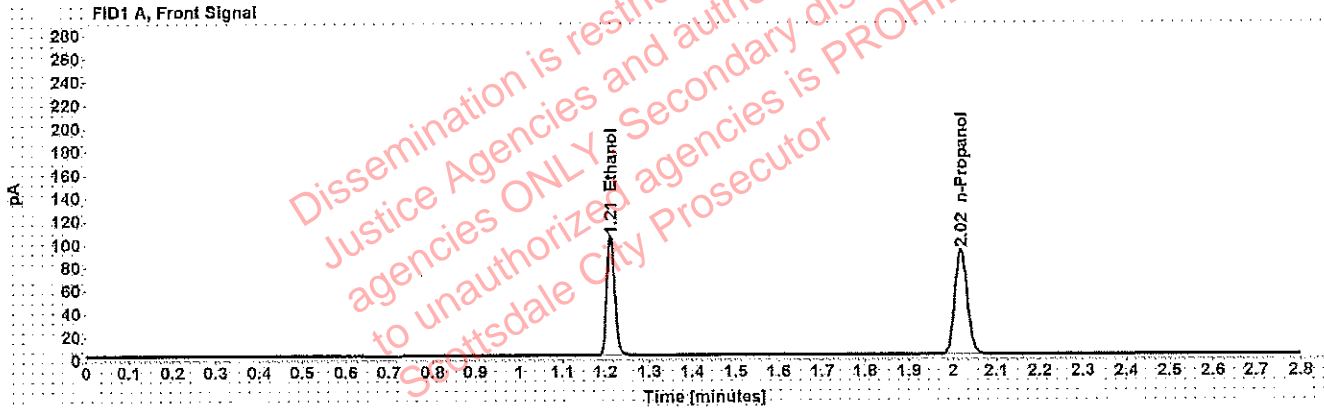


Table 1: FID 1 A (column DB-ALC1)

Compound	Amount (g/100mL)	Time (min)	Peak Area
>Ethanol	0.2052	1.212	132.619
n-Propanol	-----	2.018	181.522

Table 2: FID 2 B (column DB-ALC2)

Compound	Time (min)	Peak Area
Ethanol	1.382	164.328
n-Propanol	2.478	220.249

Scottsdale Police Department Crime Lab Volatiles Analysis

WJA

Sample: blank 081418	Item number:
Injection date: 11/27/2018 5:08:48 PM	Vial: 65
Method: ethanol quant.M	Sequence: 27Nov18
Instrument: US14173023 CN14160045	Analyst: Adrian
Data file: C:\Chem32\1\Data\27Nov18\65.D	

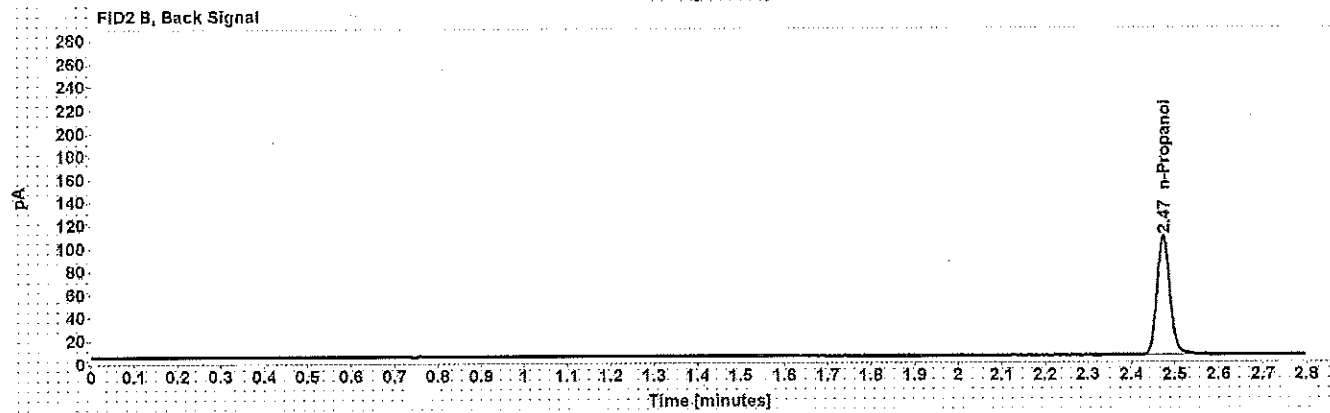
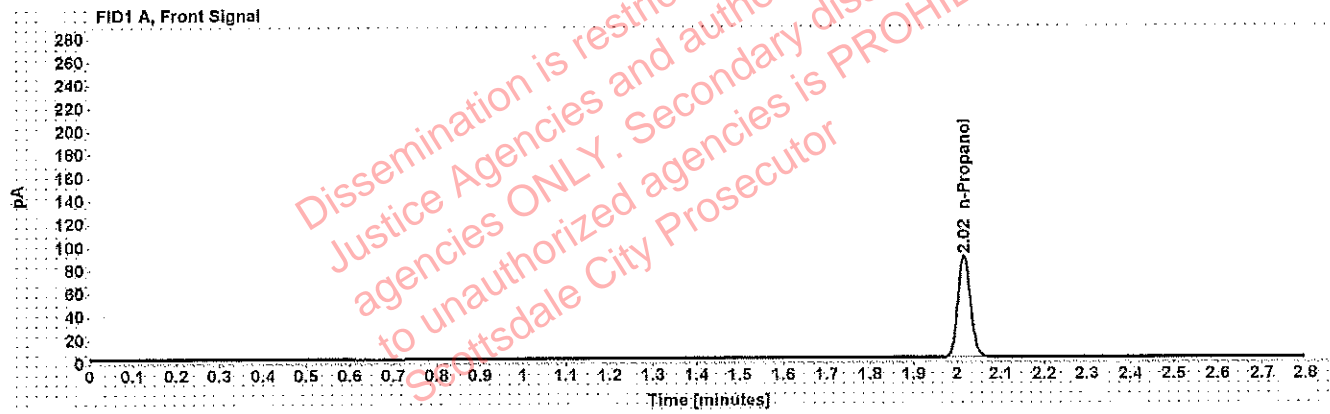


Table 1: FID 1 A (column DB-ALC1)

Compound	Amount (g/100mL)	Time (min)	Peak Area
n-Propanol	-----	2.016	176.162

Table 2: FID 2 B (column DB-ALC2)

Compound	Time (min)	Peak Area
n-Propanol	2.474	213.410

Sequence Summary

Sequence name: 27Nov18 Instrument: US14173023 CN14160045 Analyst: Adrian

Vial	Sample	Type	Item Number	Method
1	0.020 Cerilliant FN03241604	Calibration		ethanol quant.M
2	0.100 Cerilliant FN06181501	Calibration		ethanol quant.M
3	0.200 Cerilliant FN07201502	Calibration		ethanol quant.M
4	0.400 Cerilliant FN11191402	Calibration		ethanol quant.M
5	blank 081418	Control		ethanol quant.M
6	volatiles mix 020917 WLA	Control		ethanol quant.M
7	0.400 Lipomed 08012015-C	Control		ethanol quant.M
8	0.040 Lipomed 09022015-A	Control		ethanol quant.M
9	0.198 ACQ 407041529/3	Control		ethanol quant.M
10		Sample	1240511	ethanol quant.M
11		Sample	1240511	ethanol quant.M
12		Sample	1241590	ethanol quant.M
13		Sample	1241590	ethanol quant.M
14		Sample	1242232	ethanol quant.M
15		Sample	1242232	ethanol quant.M
16		Sample	1243235	ethanol quant.M
17		Sample	1243235	ethanol quant.M
18		Sample	1242693	ethanol quant.M
19		Sample	1242693	ethanol quant.M
20	0.080 Lipomed 28082014-B	Control		ethanol quant.M
21		Sample	1243100	ethanol quant.M
22		Sample	1243100	ethanol quant.M
23		Sample	1179232	ethanol quant.M
24		Sample	1179232	ethanol quant.M
25		Sample	1243379	ethanol quant.M
26		Sample	1243379	ethanol quant.M
27		Sample	1198272	ethanol quant.M
28		Sample	1198272	ethanol quant.M
29		Sample	1240052	ethanol quant.M
30		Sample	1240052	ethanol quant.M
31	0.150 Lipomed 09022015-C	Control		ethanol quant.M
32		Sample	1240026	ethanol quant.M
33		Sample	1240026	ethanol quant.M
34		Sample	1225674	ethanol quant.M
35		Sample	1225674	ethanol quant.M
36		Sample	1242101	ethanol quant.M
37		Sample	1242101	ethanol quant.M
38		Sample	1241273	ethanol quant.M
39		Sample	1241273	ethanol quant.M
40		Sample	1242934	ethanol quant.M
41		Sample	1242934	ethanol quant.M
42	0.198 ACQ 407041529/3	Control		ethanol quant.M
43		Sample	1244179	ethanol quant.M
44		Sample	1244179	ethanol quant.M
45		Sample	1224909	ethanol quant.M
46		Sample	1224909	ethanol quant.M
47		Sample	1244859	ethanol quant.M

Sequence Summary

27 Nov 18

WA

48		Sample	1244859	ethanol quant.M
49		Sample	1243075	ethanol quant.M
50		Sample	1243075	ethanol quant.M
51		Sample	1242169	ethanol quant.M
52		Sample	1242169	ethanol quant.M
53	0.080 Lipomed 28082014-B	Control		ethanol quant.M
54		Sample	1242155	ethanol quant.M
55		Sample	1242155	ethanol quant.M
56		Sample	1242450	ethanol quant.M
57		Sample	1242450	ethanol quant.M
58		Sample	1243090	ethanol quant.M
59		Sample	1243090	ethanol quant.M
60		Sample	1242187	ethanol quant.M
61		Sample	1242187	ethanol quant.M
62	0.40 Lipomed 08012015-C	Control		ethanol quant.M
63	0.04 Lipomed 09022015-A	Control		ethanol quant.M
64	0.198 ACQ 407041529/3	Control		ethanol quant.M
65	blank 081418	Control		ethanol quant.M

Dissemination is restricted to Criminal Justice Agencies ONLY. Secondary dissemination to unauthorized agencies is PROHIBITED.
 Scottsdale City Prosecutor

Scottsdale Police Department Crime Laboratory Summary of Cases

SEQUENCE NAME: 27Nov18

ANALYST: Adrian WA

Vials	Test 1 (g/dL)	Test 2 (g/dL)	Mean (g/dL)	Percent Difference*	Absolute Difference (g/dL)*
10 11	0.0644	0.0629	0.06365	1.18	0.00075
12 13	0.2169	0.2210	0.21895	0.94	0.00205
14 15	0.1767	0.1807	0.17870	1.12	0.00200
16 17	0.0403	0.0404	0.04035	0.12	0.00005
18 19	0.0918	0.0919	0.09185	0.05	0.00005
21 22	0.1276	0.1278	0.12770	0.08	0.00010
23 24	0.0000	0.0000	0.00000	0.00	0.00000
25 26	0.2095	0.2144	0.21195	1.16	0.00245
27 28	0.1168	0.1181	0.11745	0.55	0.00065
29 30	0.1440	0.1426	0.14330	0.49	0.00070
32 33	0.1447	0.1445	0.14460	0.07	0.00010
34 35	0.1944	0.1968	0.19560	0.61	0.00120
36 37	0.2589	0.2592	0.25905	0.06	0.00015
38 39	0.4320	0.4358	0.43390	0.44	0.00190
40 41	0.2916	0.2929	0.29225	0.22	0.00065
43 44	0.2092	0.2093	0.20925	0.02	0.00005
45 46	0.1050	0.1038	0.10440	0.57	0.00060
47 48	0.0610	0.0597	0.06035	1.08	0.00065
49 50	0.1311	0.1289	0.13000	0.85	0.00110
51 52	0.1403	0.1420	0.14115	0.60	0.00085
54 55	0.2383	0.2443	0.24130	1.24	0.00300
56 57	0.0675	0.0675	0.06750	0.00	0.00000
58 59	0.1537	0.1531	0.15340	0.20	0.00030
60 61	0.1394	0.1397	0.13955	0.11	0.00015

*Calculated differences are differences from the mean of the two results.

Scottsdale Police Department Crime Lab Volatiles Analysis

Sample: [REDACTED]	Item number: 1240511
Injection date: 11/27/2018 1:26:33 PM	Vial: 10
Method: ethanol quant.M	Sequence: 27Nov18
Instrument: US14173023 CN14160045	Analyst: Adrian
Data file: C:\Chem32\1\Data\27Nov18\10.D	

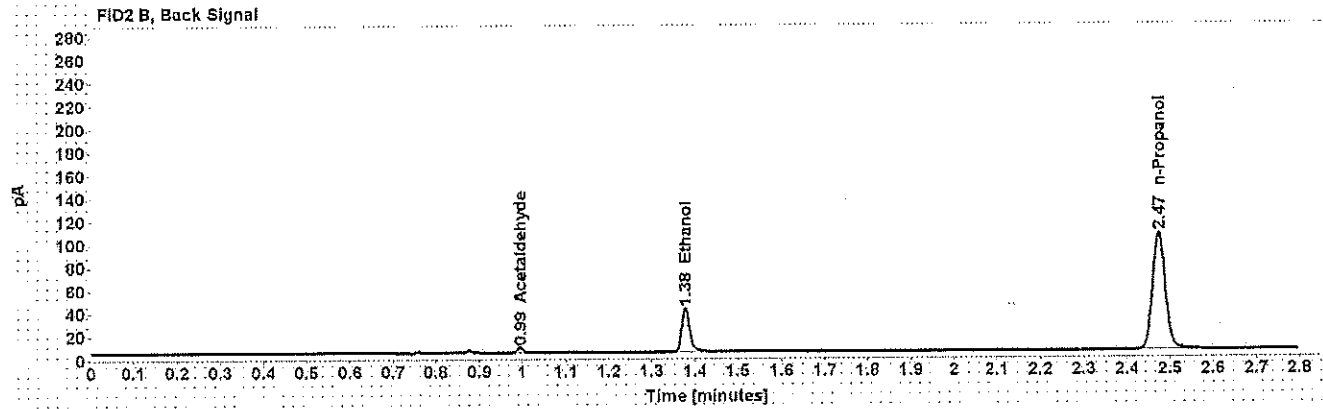
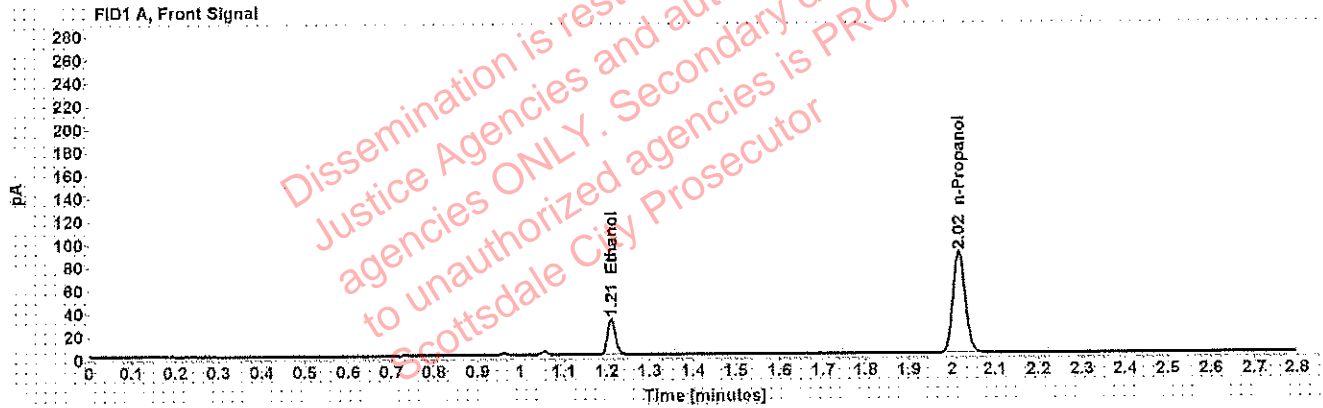


Table 1: FID 1 A (column DB-ALC1)

Compound	Amount (g/100mL)	Time (min)	Peak Area
>Ethanol	0.0644	1.210	39.888
n-Propanol	-----	2.016	175.997

Table 2: FID 2 B (column DB-ALC2)

Compound	Time (min)	Peak Area
Acetaldehyde	0.995	4.164
Ethanol	1.378	48.137
n-Propanol	2.474	210.159

Scottsdale Police Department Crime Lab Volatiles Analysis

Sample: [REDACTED]	Item number: 1240511
Injection date: 11/27/2018 1:30:33 PM	Vial: 11
Method: ethanol quant.M	Sequence: 27Nov18
Instrument: US14173023 CN14160045	Analyst: Adrian
Data file: C:\Chem32\1\Data\27Nov18\11.D	

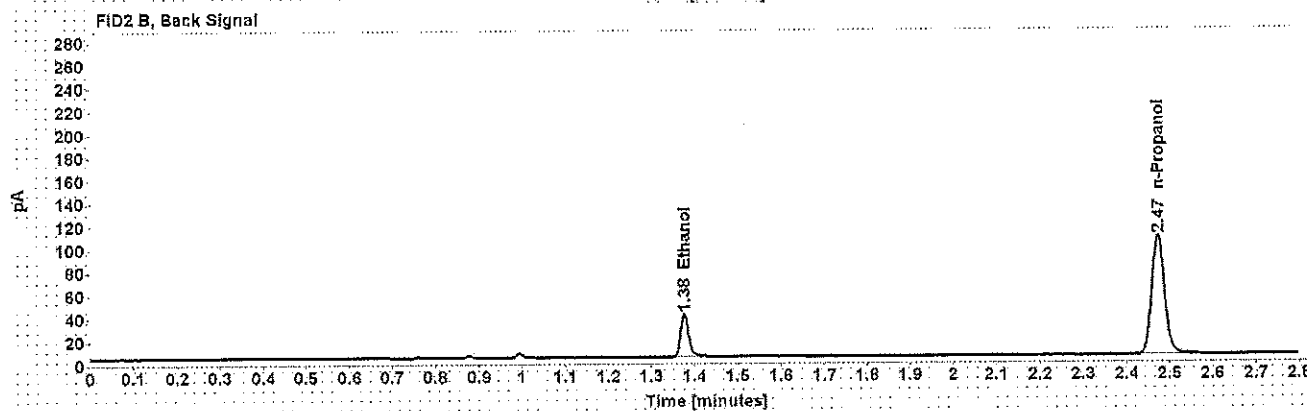
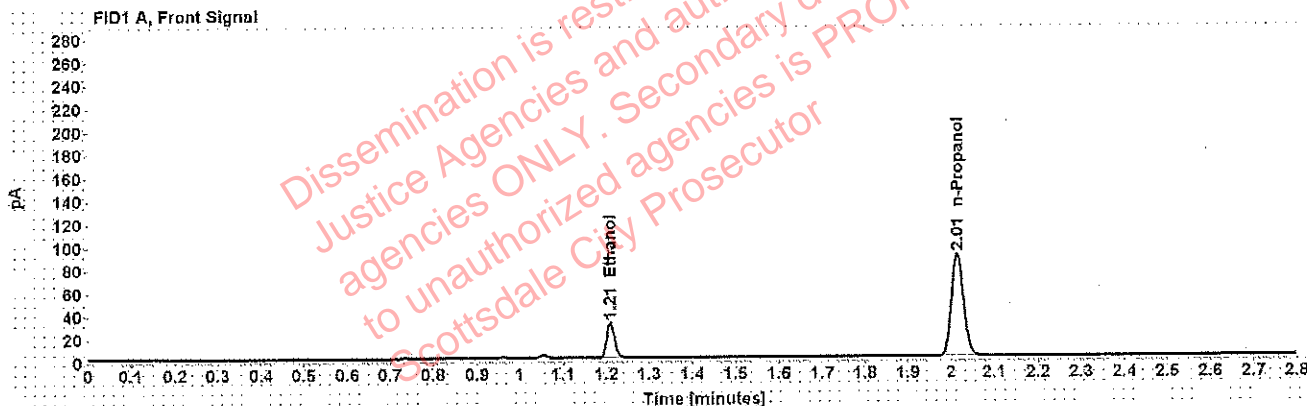


Table 1: FID 1 A (column DB-ALC1)

Compound	Amount (g/100mL)	Time (min)	Peak Area
>Ethanol	0.0029	1.210	39.531
n-Propanol	-----	2.015	178.630

Table 2: FID 2 B (column DB-ALC2)

Compound	Time (min)	Peak Area
Ethanol	1.377	47.818
n-Propanol	2.473	213.756

Scottsdale Police Department Crime Lab Volatiles Analysis

Sample: [REDACTED]	Item number: 1241590
Injection date: 11/27/2018 1:34:33 PM	Vial: 12
Method: ethanol quant.M	Sequence: 27Nov18
Instrument: US14173023 CN14160045	Analyst: Adrian
Data file: C:\Chem32\1\Data\27Nov18\12.D	

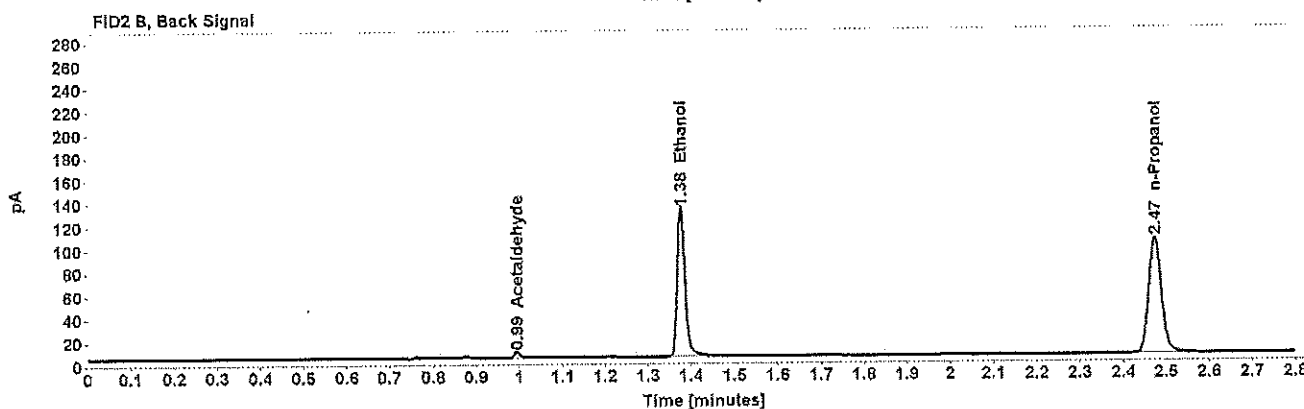
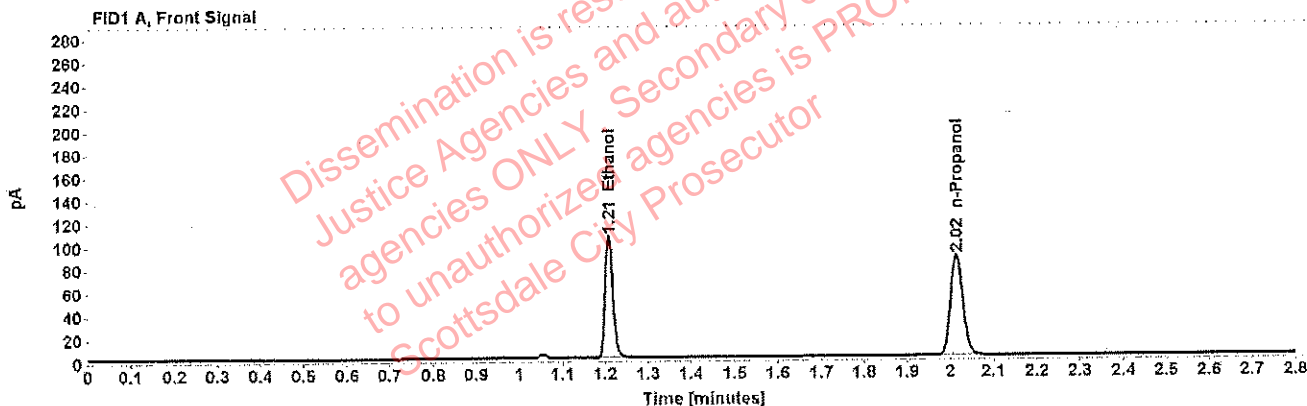


Table 1: FID 1 A (column DB-ALC1)

Compound	Amount (g/100mL)	Time (min)	Peak Area
>Ethanol	0.2169	1.209	133.914
n-Propanol	-----	2.016	173.356

Table 2: FID 2 B (column DB-ALC2)

Compound	Time (min)	Peak Area
Acetaldehyde	0.995	4.515
Ethanol	1.377	164.074
n-Propanol	2.474	206.898

Scottsdale Police Department Crime Lab Volatiles Analysis

Sample: [REDACTED]	Item number: 1241590
Injection date: 11/27/2018 1:38:48 PM	Vial: 13
Method: ethanol quant.M	Sequence: 27Nov18
Instrument: US14173023 CN14160045	Analyst: Adrian
Data file: C:\Chem32\1\Data\27Nov18\13.D	

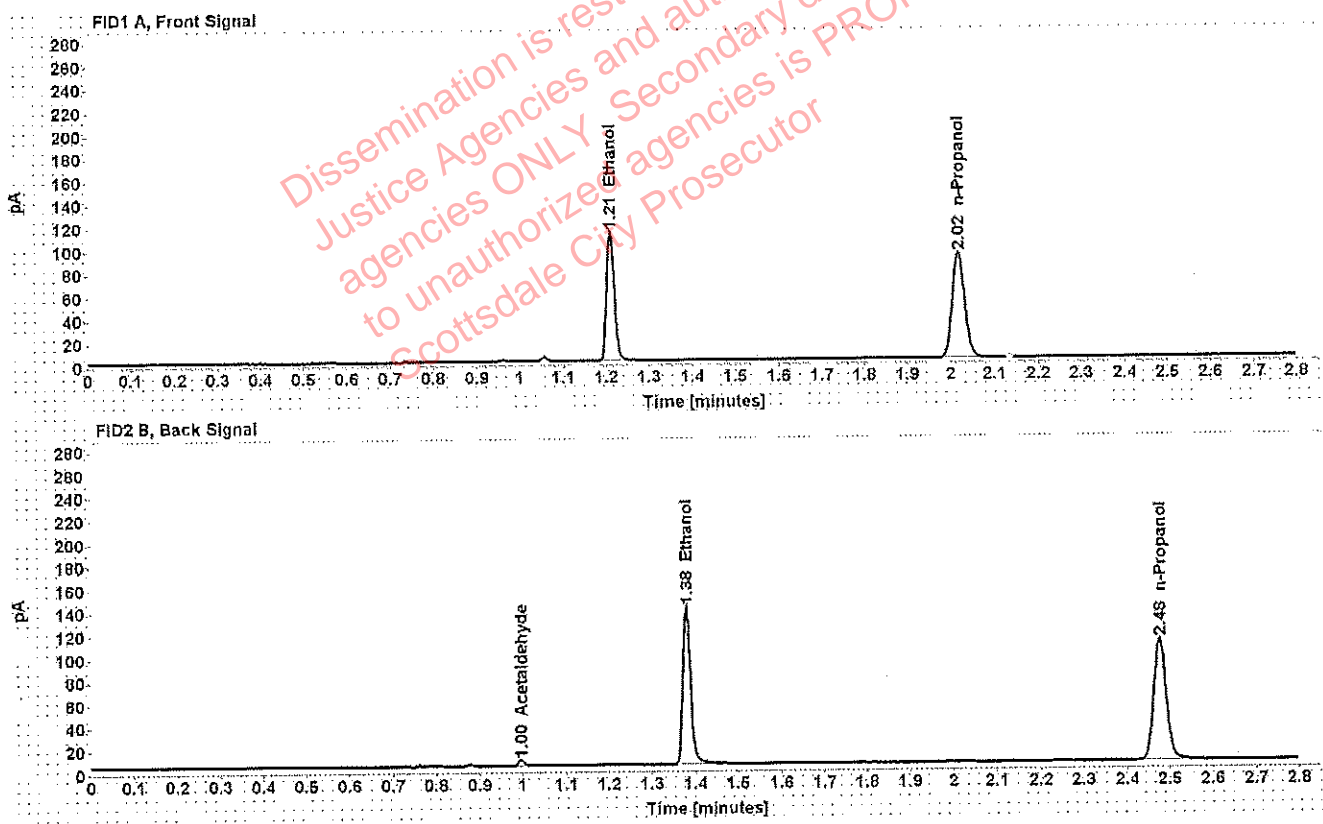


Table 1: FID 1 A (column DB-ALC1)

Compound	Amount (g/100mL)	Time (min)	Peak Area
>Ethanol	0.2210	1.211	143.873
n-Propanol	-----	2.017	182.733

Table 2: FID 2 B (column DB-ALC2)

Compound	Time (min)	Peak Area
Acetaldehyde	0.996	4.582
Ethanol	1.380	175.849
n-Propanol	2.476	218.338

Scottsdale Police Department Crime Lab Volatiles Analysis

Sample: [REDACTED]	Item number: 1242232
Injection date: 11/27/2018 1:42:48 PM	Vial: 14
Method: ethanol quant.M	Sequence: 27Nov18
Instrument: US14173023 CN14160045	Analyst: Adrian
Data file: C:\Chem32\1\Data\27Nov18\14.D	

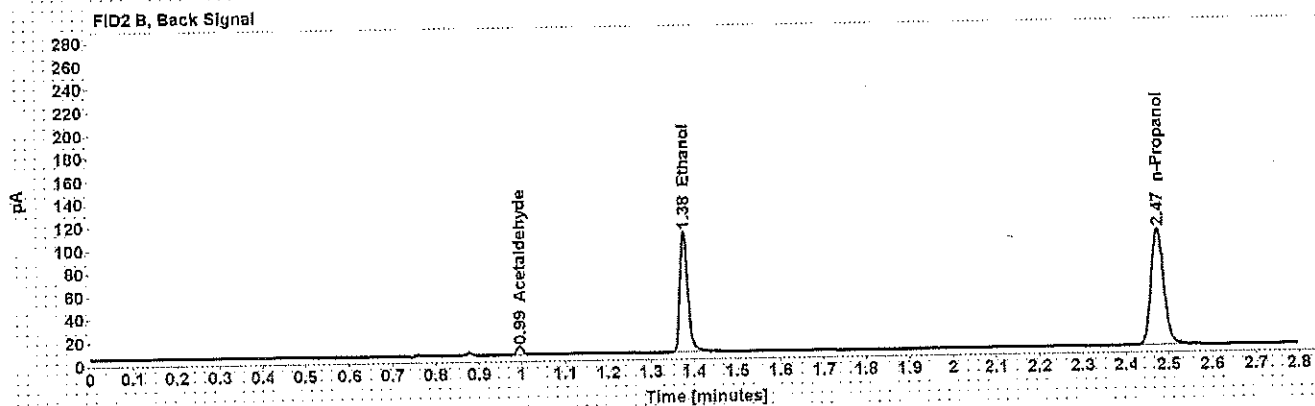
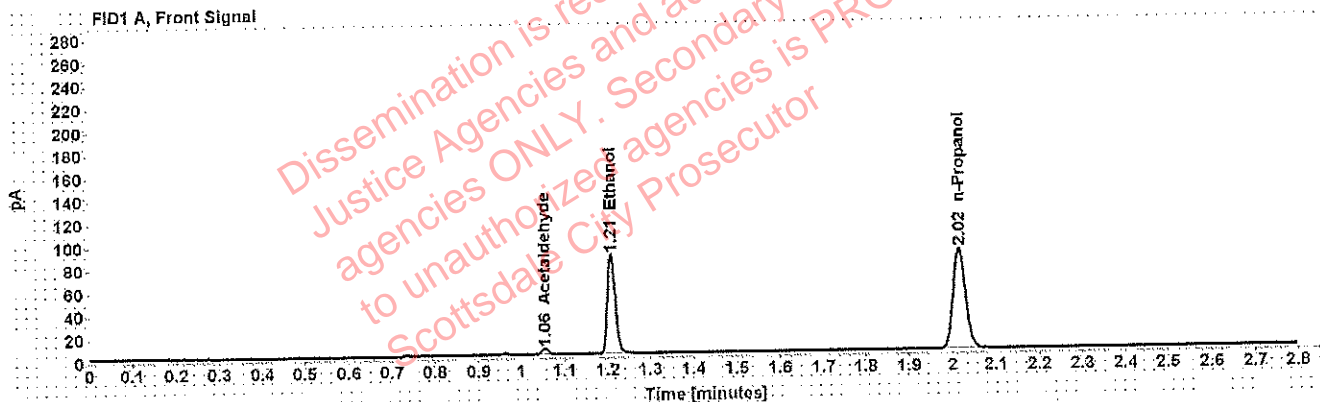


Table 1: FID 1 A (column DB-ALC1)

Compound	Amount (g/100mL)	Time (min)	Peak Area
Acetaldehyde	-----	1.055	5.165
>Ethanol	0.1767	1.209	109.637
n-Propanol	-----	2.016	174.439

Table 2: FID 2 B (column DB-ALC2)

Compound	Time (min)	Peak Area
Acetaldehyde	0.995	6.794
Ethanol	1.377	134.469
n-Propanol	2.474	209.126

Scottsdale Police Department Crime Lab Volatiles Analysis

Sample: [REDACTED]	Item number: 1242232
Injection date: 11/27/2018 1:46:48 PM	Vial: 15
Method: ethanol quant.M	Sequence: 27Nov18
Instrument: US14173023 CN14160045	Analyst: Adrian
Data file: C:\Chem32\1\Data\27Nov18\15.D	

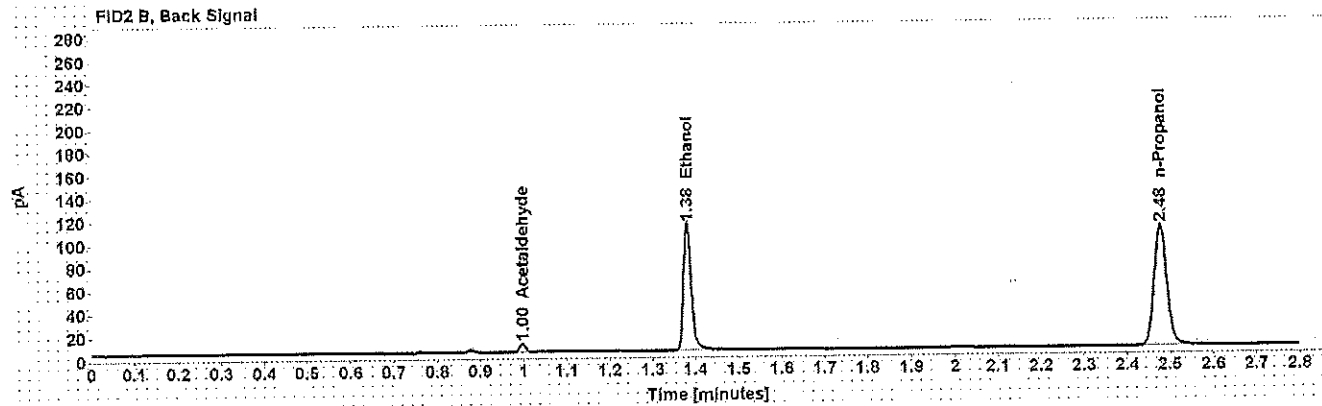
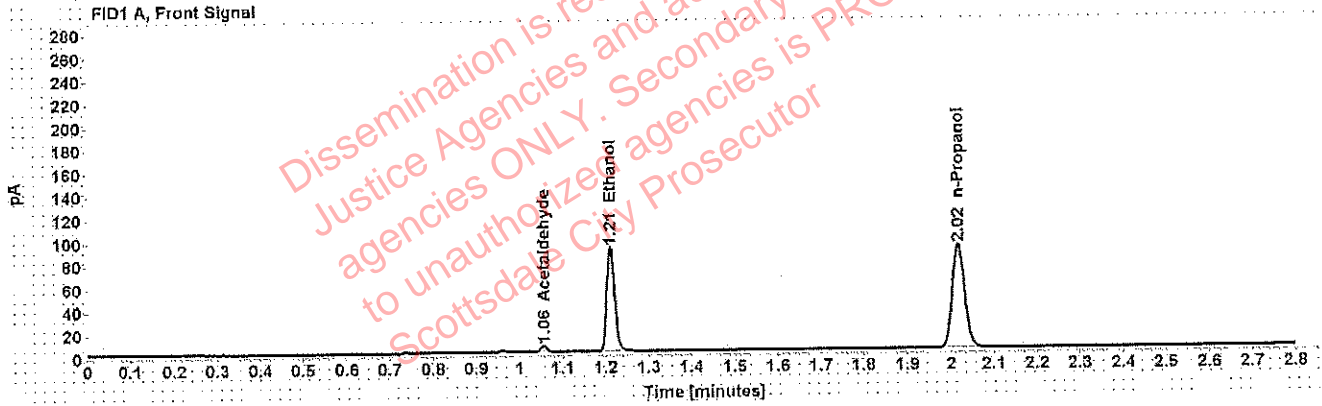


Table 1: FID 1 A (column DB-ALC1)

Compound	Amount (g/100mL)	Time (min)	Peak Area
Acetaldehyde	-----	1.056	5.254
>Ethanol	0.1807	1.212	115.705
n-Propanol	-----	2.018	179.926

Table 2: FID 2 B (column DB-ALC2)

Compound	Time (min)	Peak Area
Acetaldehyde	0.997	6.828
Ethanol	1.381	141.581
n-Propanol	2.477	215.327

Scottsdale Police Department Crime Lab Volatiles Analysis

Sample: [REDACTED]	Item number: 1243235
Injection date: 11/27/2018 1:50:48 PM	Vial: 16
Method: ethanol quant.M	Sequence: 27Nov18
Instrument: US14173023 CN14160045	Analyst: Adrian
Data file: C:\Chem32\1\Data\27Nov18\16.D	

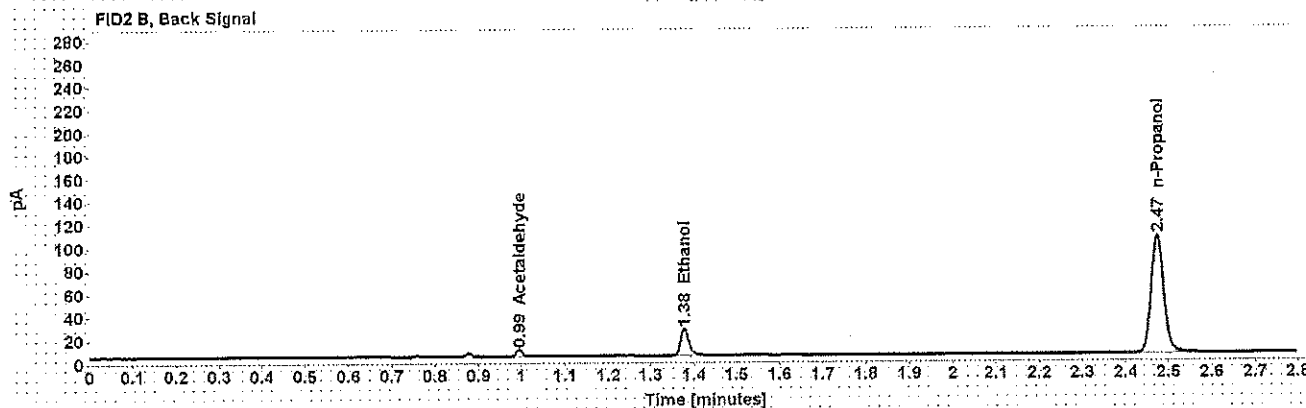
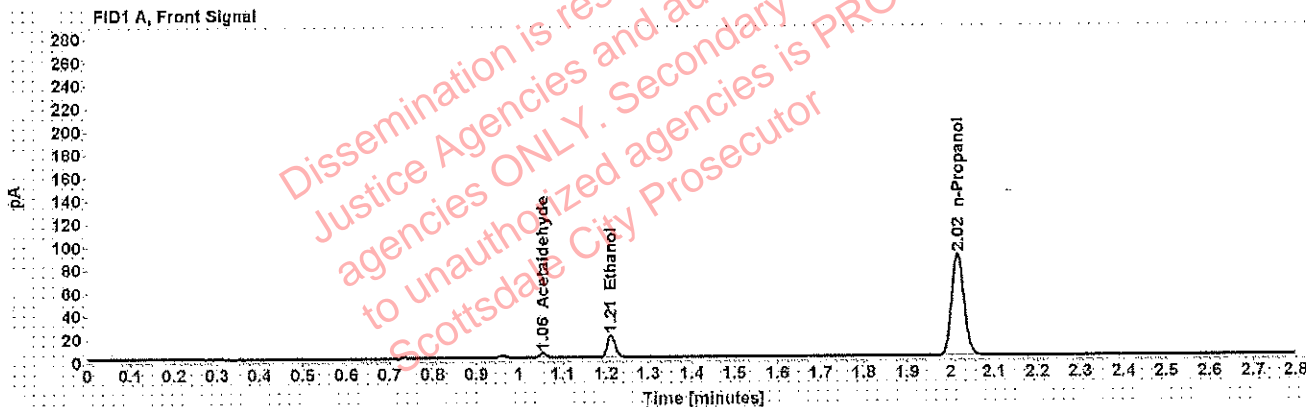


Table 1: FID 1 A (column DB-ALC1)

Compound	Amount (g/100mL)	Time (min)	Peak Area
Acetaldehyde	-----	1.055	4.187
>Ethanol	0.0403	1.211	24.792
n-Propanol	-----	2.016	176.492

Table 2: FID 2 B (column DB-ALC2)

Compound	Time (min)	Peak Area
Acetaldehyde	0.995	5.503
Ethanol	1.378	30.644
n-Propanol	2.474	211.498

Scottsdale Police Department Crime Lab Volatiles Analysis

Sample: [REDACTED]	Item number: 1243235
Injection date: 11/27/2018 1:54:48 PM	Vial: 17
Method: ethanol quant.M	Sequence: 27Nov18
Instrument: US14173023 CN14160045	Analyst: Adrian
Data file: C:\Chem321\1\Data\27Nov18\17.D	

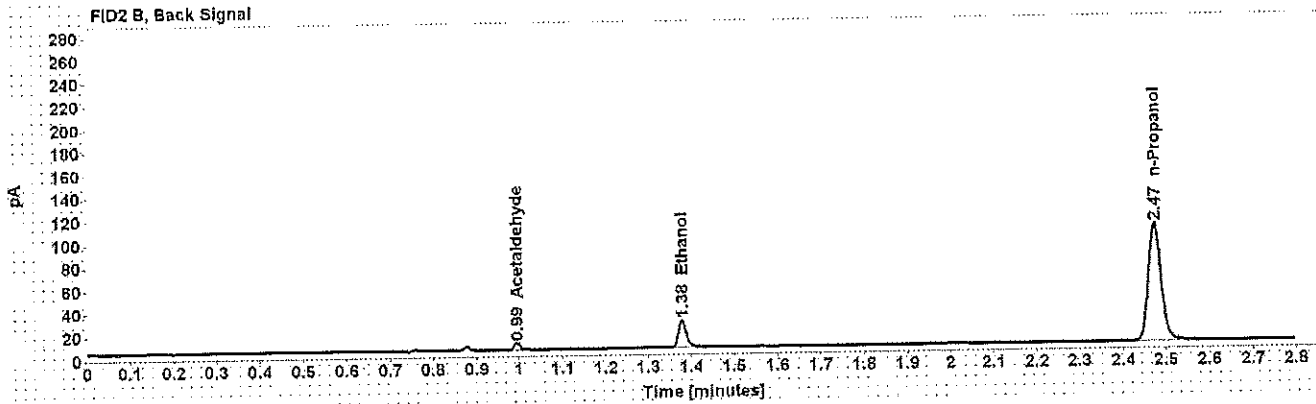
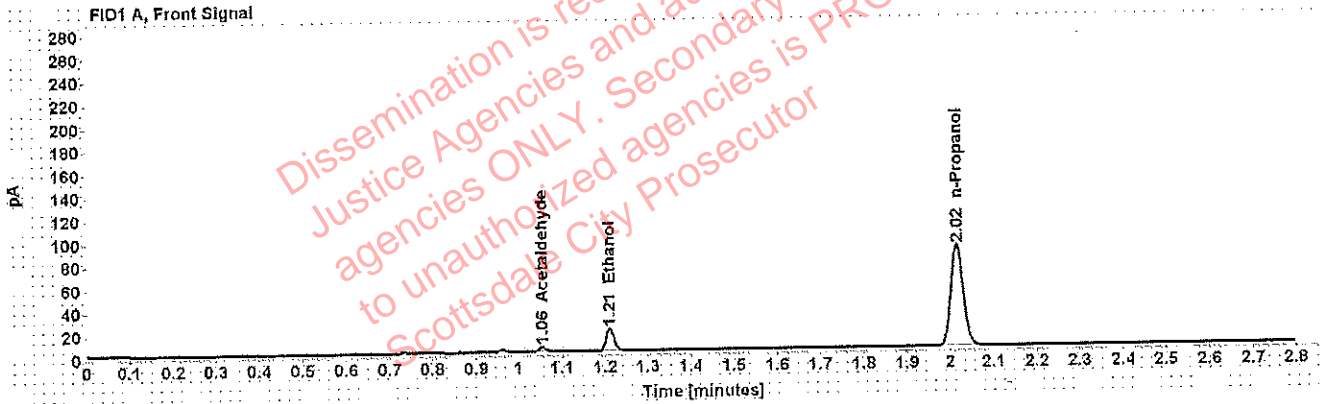


Table 1: FID 1 A (column DB-ALC1)

Compound	Amount (g/100mL)	Time (min)	Peak Area
Acetaldehyde	-----	1.055	4.174
>Ethanol	0.0404	1.211	24.807
n-Propanol	-----	2.016	176.045

Table 2: FID 2 B (column DB-ALC2)

Compound	Time (min)	Peak Area
Acetaldehyde	0.995	5.478
Ethanol	1.378	30.834
n-Propanol	2.474	211.017

Scottsdale Police Department Crime Lab Volatiles Analysis

Sample: [REDACTED]	Item number: 1242693
Injection date: 11/27/2018 1:58:48 PM	Vial: 18
Method: ethanol quant.M	Sequence: 27Nov18
Instrument: US14173023 CN14160045	Analyst: Adrian
Data file: C:\Chem321\1\Data\27Nov18\18.D	

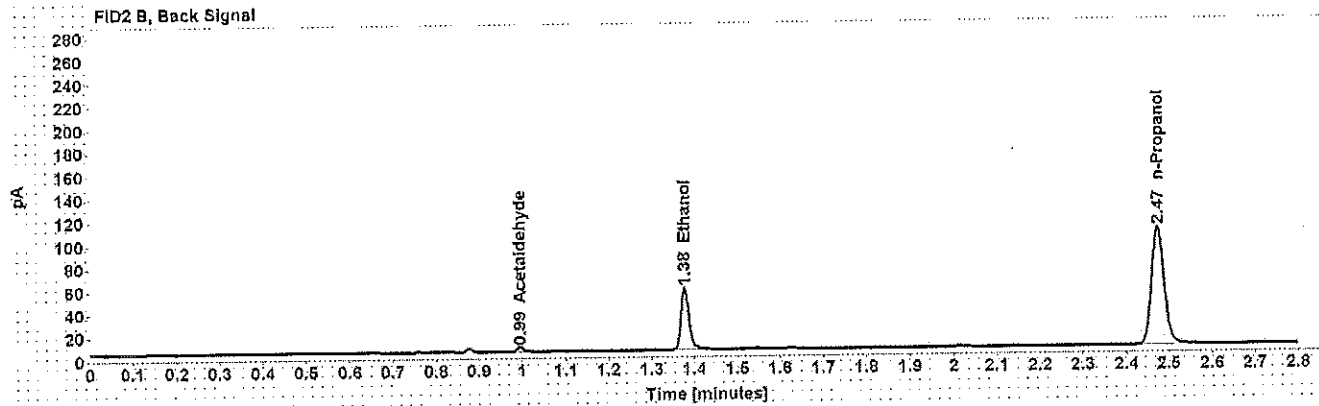
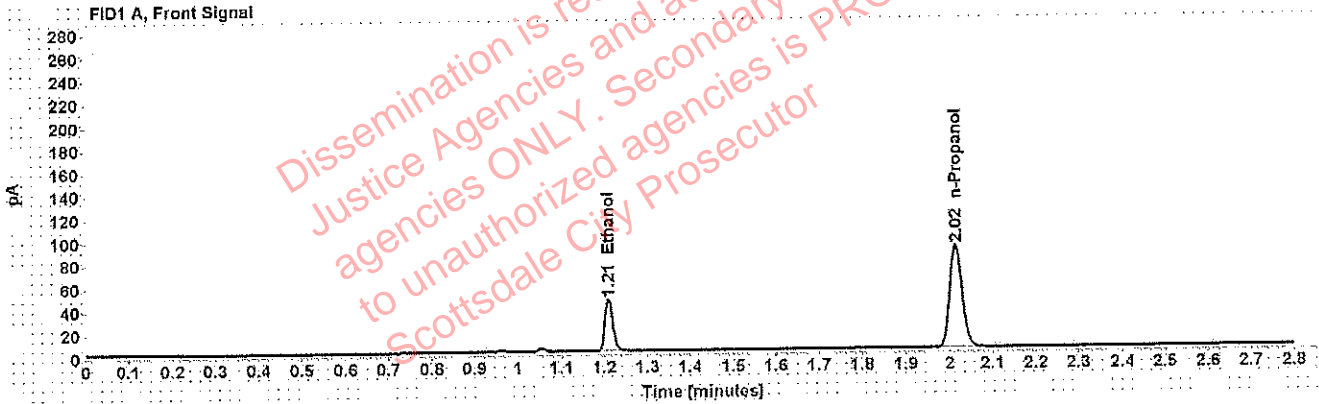


Table 1: FID 1 A (column DB-ALC1)

Compound	Amount (g/100mL)	Time (min)	Peak Area
>Ethanol	0.0918	1.210	57.446
n-Propanol	-----	2.016	176.780

Table 2: FID 2 B (column DB-ALC2)

Compound	Time (min)	Peak Area
Acetaldehyde	0.995	3.807
Ethanol	1.378	69.786
n-Propanol	2.474	212.496

Scottsdale Police Department Crime Lab Volatiles Analysis

Sample: [REDACTED]	Item number: 1242693
Injection date: 11/27/2018 2:03:03 PM	Vial: 19
Method: ethanol quant.M	Sequence: 27Nov18
Instrument: US14173023 CN14160045	Analyst: Adrian
Data file: C:\Chem32\1\Data\27Nov18\19.D	

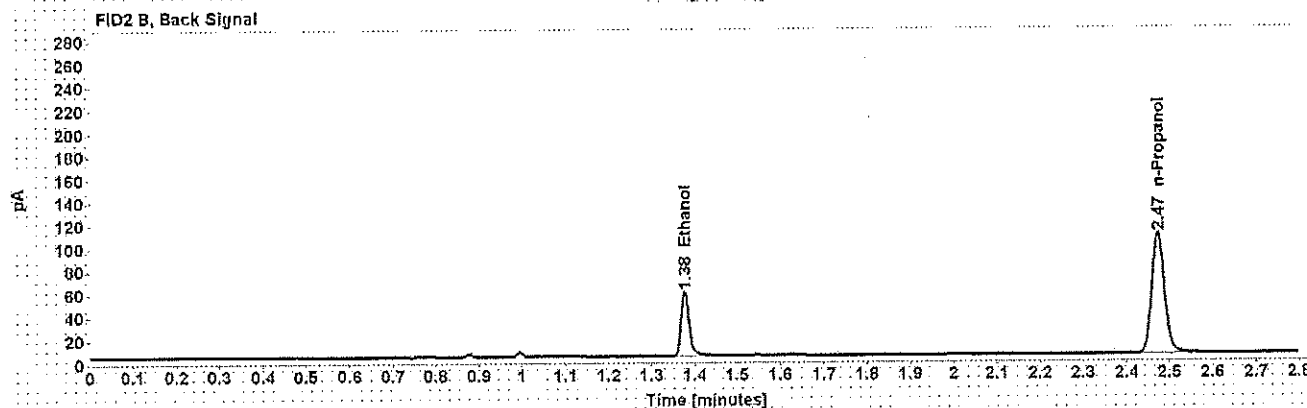
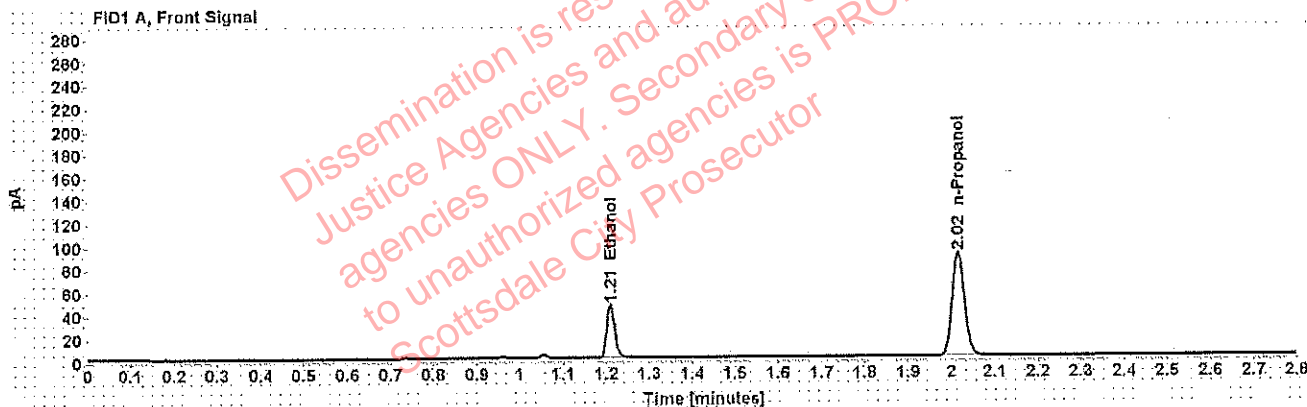


Table 1: FID 1 A (column DB-ALC1)

Compound	Amount (g/100mL)	Time (min)	Peak Area
>Ethanol	0.0919	1.210	58.420
n-Propanol	-----	2.016	179.711

Table 2: FID 2 B (column DB-ALC2)

Compound	Time (min)	Peak Area
Ethanol	1.377	71.055
n-Propanol	2.473	216.039

Scottsdale Police Department Crime Lab Volatiles Analysis

Sample: [REDACTED]	Item number: 1243100
Injection date: 11/27/2018 2:11:03 PM	Vial: 21
Method: ethanol quant.M	Sequence: 27Nov18
Instrument: US14173023 CN14160045	Analyst: Adrian
Data file: C:\Chem32\1\Data\27Nov18\21.D	

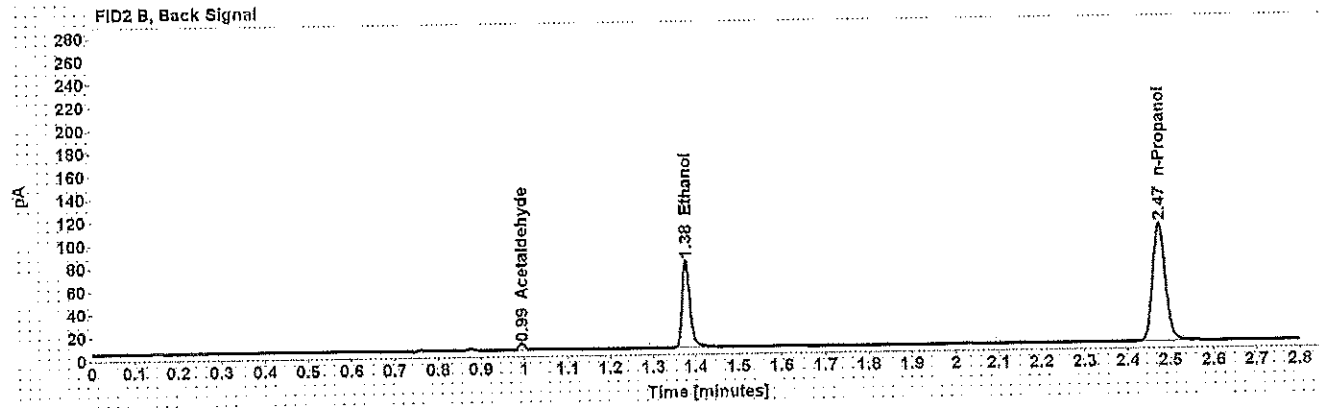
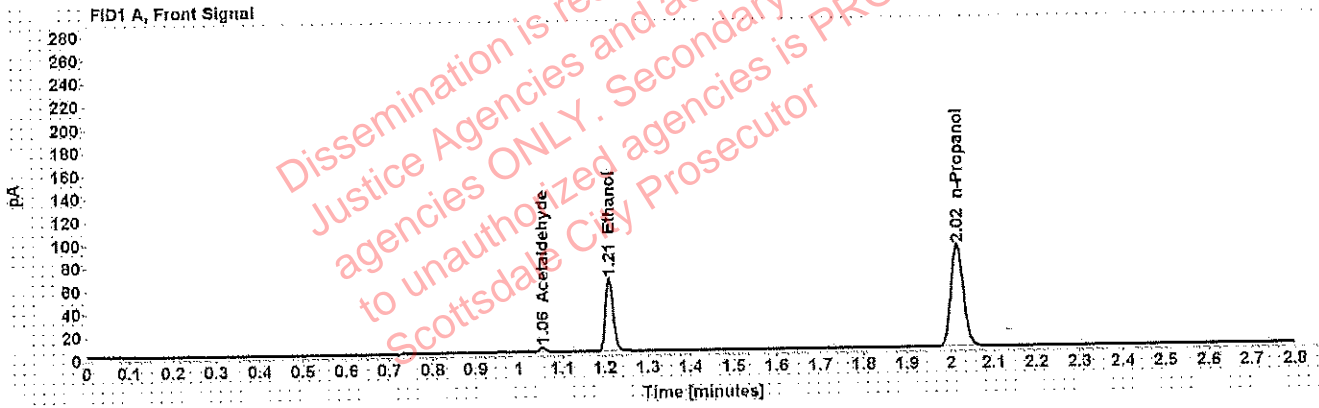


Table 1: FID 1 A (column DB-ALC1)

Compound	Amount (g/100mL)	Time (min)	Peak Area
Acetaldehyde	-----	1.055	4.004
>Ethanol	0.1276	1.210	80.225
n-Propanol	-----	2.016	177.111

Table 2: FID 2 B (column DB-ALC2)

Compound	Time (min)	Peak Area
Acetaldehyde	0.995	5.259
Ethanol	1.377	97.548
n-Propanol	2.473	212.472

Scottsdale Police Department Crime Lab Volatiles Analysis

Sample: [REDACTED]	Item number: 1243100
Injection date: 11/27/2018 2:15:03 PM	Vial: 22
Method: ethanol quant.M	Sequence: 27Nov18
Instrument: US14173023 CN14160045	Analyst: Adrian
Data file: C:\Chem321\1\Data\27Nov18\22.D	

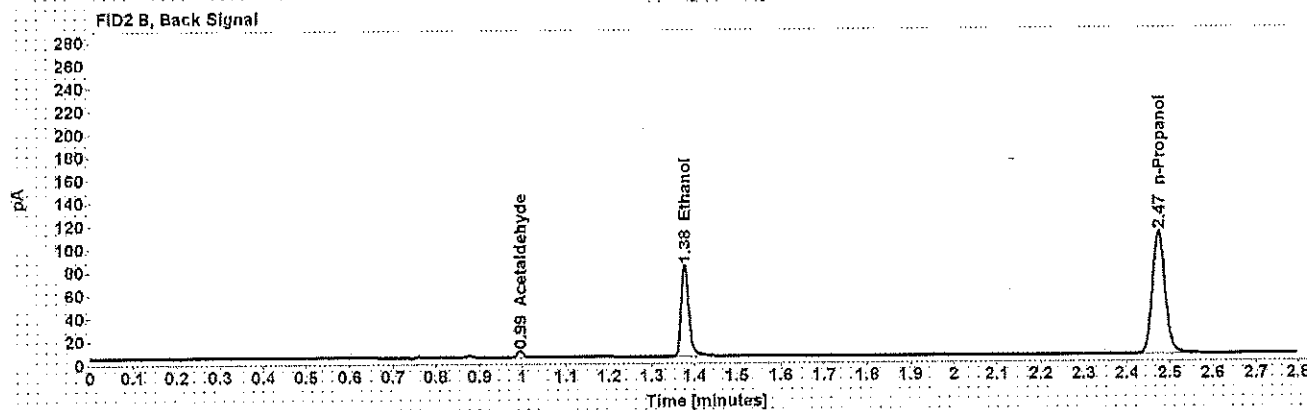
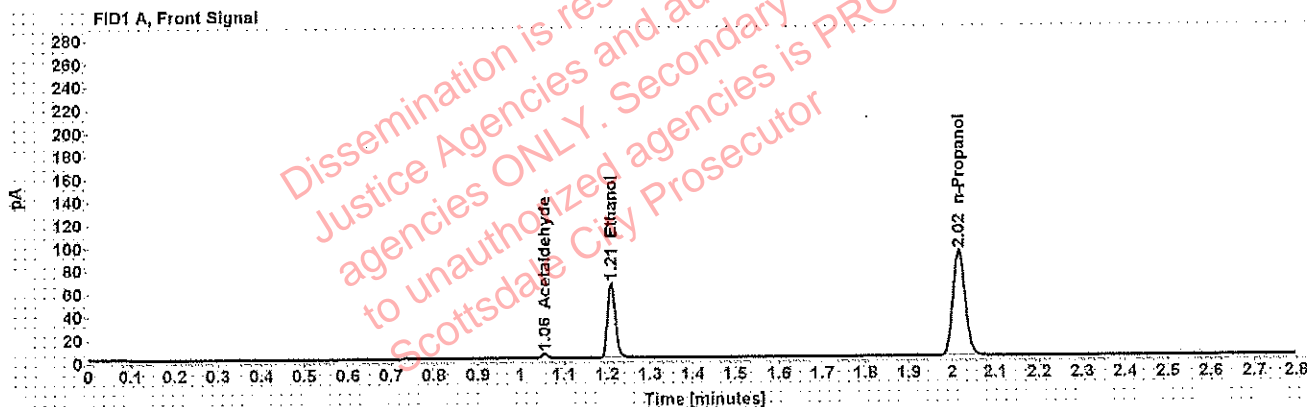


Table 1: FID 1 A (column DB-ALC1)

Compound	Amount (g/100mL)	Time (min)	Peak Area
Acetaldehyde	-----	1.055	4.079
>Ethanol	0.1278	1.210	82.921
n-Propanol	-----	2.016	182.784

Table 2: FID 2 B (column DB-ALC2)

Compound	Time (min)	Peak Area
Acetaldehyde	0.995	5.324
Ethanol	1.377	100.878
n-Propanol	2.474	219.679

Scottsdale Police Department Crime Lab Volatiles Analysis

Sample: [REDACTED]	Item number: 1179232
Injection date: 11/27/2018 2:19:03 PM	Vial: 23
Method: ethanol quant.M	Sequence: 27Nov18
Instrument: US14173023 CN14160045	Analyst: Adrian
Data file: C:\Chem32\1\Data\27Nov18\23.D	

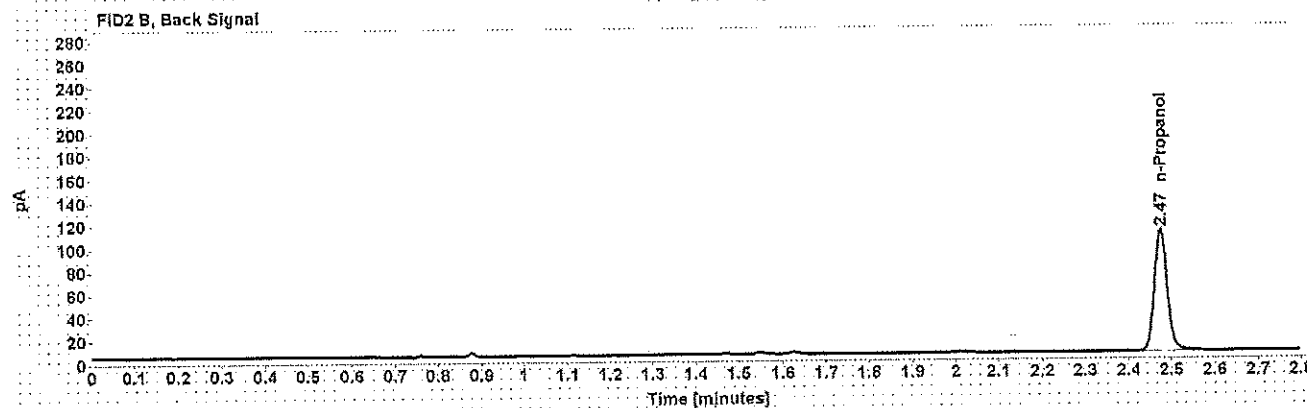
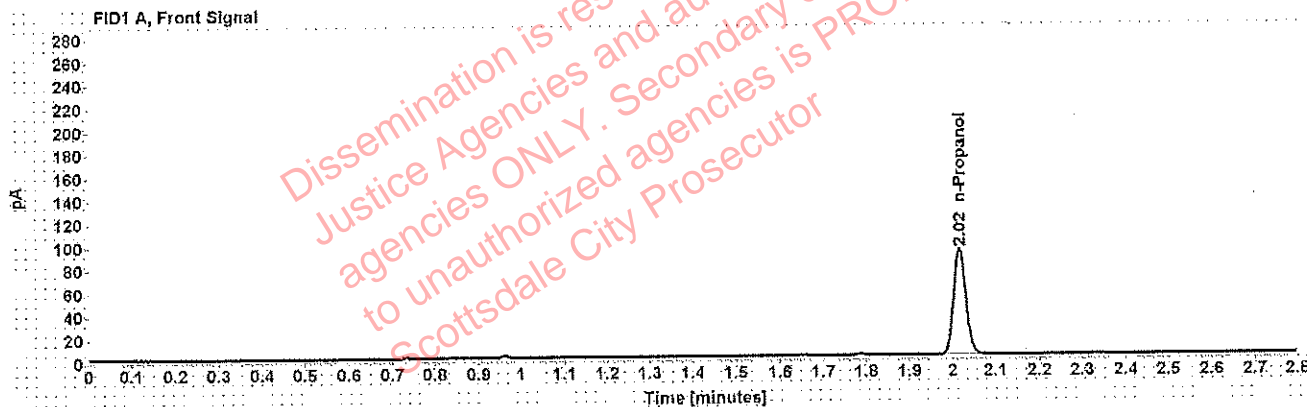


Table 1: FID 1 A (column DB-ALC1)

Compound	Amount (g/100mL)	Time (min)	Peak Area
n-Propanol	-----	2.016	183.362

Table 2: FID 2 B (column DB-ALC2)

Compound	Time (min)	Peak Area
n-Propanol	2.474	219.755

Scottsdale Police Department Crime Lab Volatiles Analysis

Sample: [REDACTED]	Item number: 1179232
Injection date: 11/27/2018 2:23:03 PM	Vial: 24
Method: ethanol quant.M	Sequence: 27Nov18
Instrument: US14173023 CN14160045	Analyst: Adrian
Data file: C:\Chem32\1\Data\27Nov18\24.D	

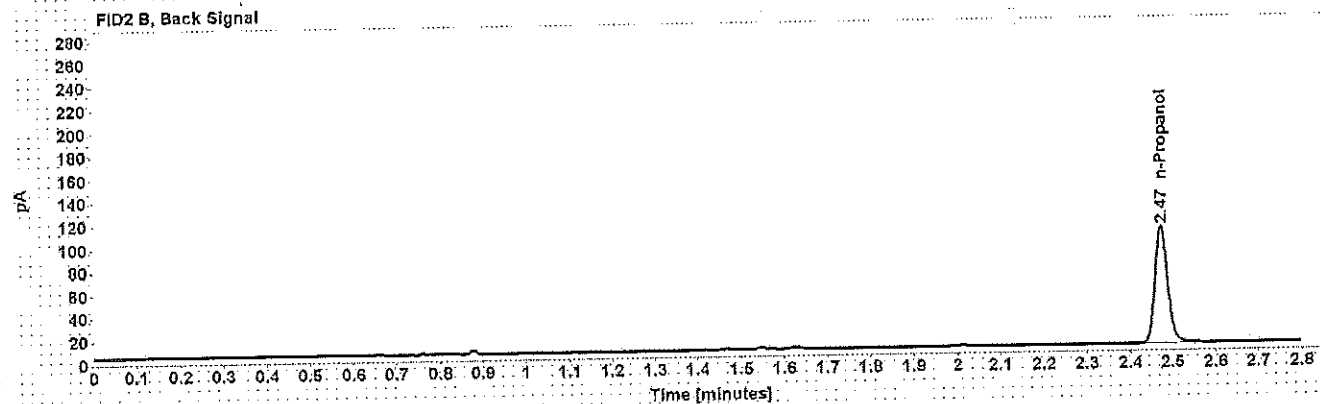
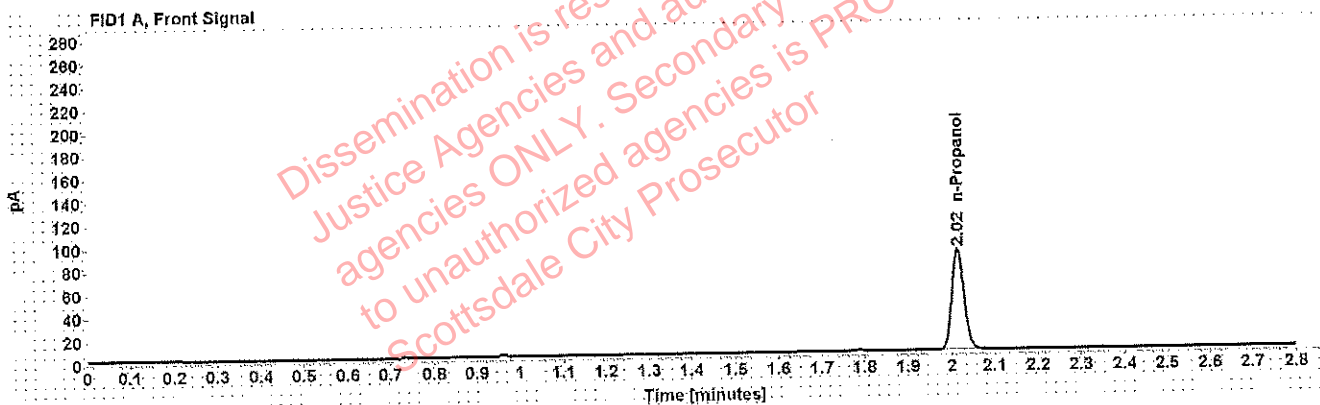


Table 1: FID 1 A (column DB-ALC1)

Compound	Amount (g/100mL)	Time (min)	Peak Area
n-Propanol	-----	2.016	174.662

Table 2: FID 2 B (column DB-ALC2)

Compound	Time (min)	Peak Area
n-Propanol	2.474	210.428

Scottsdale Police Department Crime Lab Volatiles Analysis

Sample: [REDACTED]	Item number: 1243379
Injection date: 11/27/2018 2:27:18 PM	Vial: 25
Method: ethanol quant.M	Sequence: 27Nov18
Instrument: US14173023 CN14160045	Analyst: Adrian
Data file: C:\Chem32\1\Data\27Nov18\25.D	

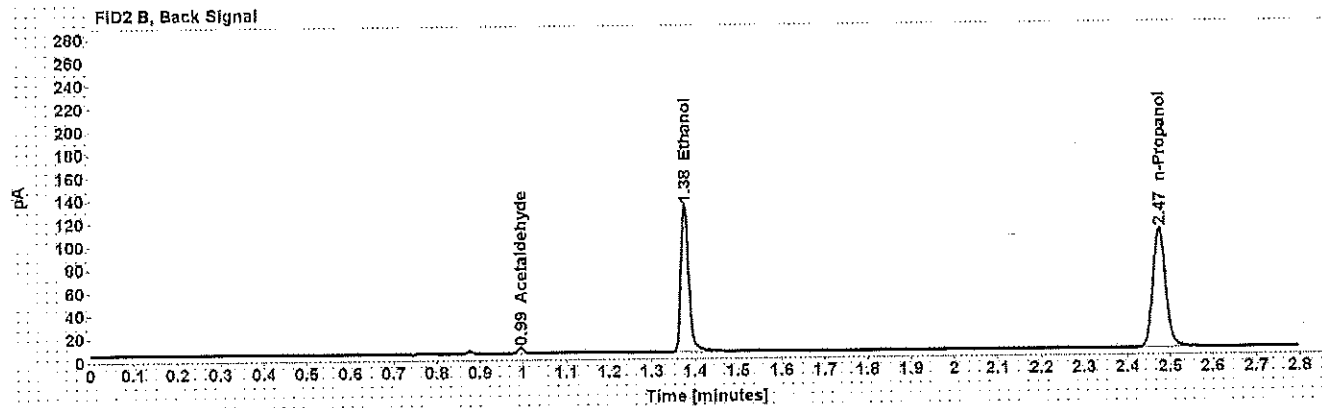
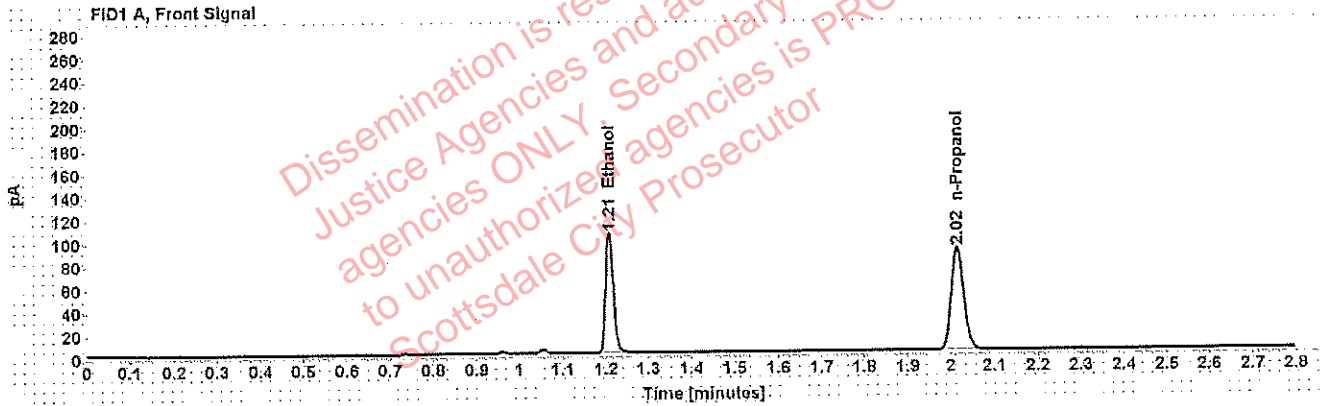


Table 1: FID 1 A (column DB-ALC1)

Compound	Amount (g/100mL)	Time (min)	Peak Area
>Ethanol	0.2095	1.209	132.595
n-Propanol	-----	2.016	177.727

Table 2: FID 2 B (column DB-ALC2)

Compound	Time (min)	Peak Area
Acetaldehyde	0.995	4.441
Ethanol	1.377	162.639
n-Propanol	2.474	213.436

Scottsdale Police Department Crime Lab Volatiles Analysis

Sample: [REDACTED]	Item number: 1243379
Injection date: 11/27/2018 2:31:18 PM	Vial: 26
Method: ethanol quant.M	Sequence: 27Nov18
Instrument: US14173023 CN14160045	Analyst: Adrian
Data file: C:\Chem321\Data\27Nov18\26.D	

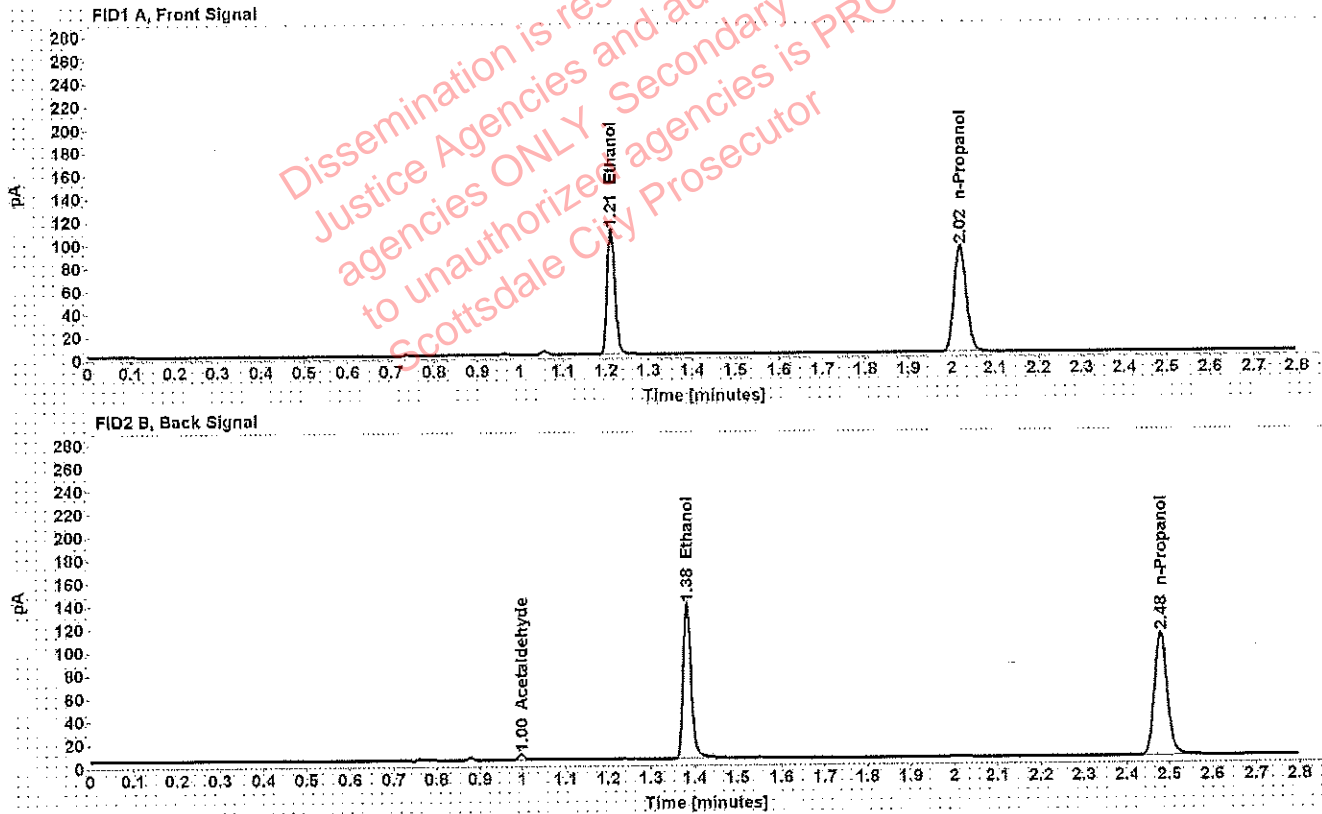


Table 1: FID 1 A (column DB-ALC1)

Compound	Amount (g/100mL)	Time (min)	Peak Area
>Ethanol	0.2144	1.213	140.126
n-Propanol	-----	2.019	183.543

Table 2: FID 2 B (column DB-ALC2)

Compound	Time (min)	Peak Area
Acetaldehyde	0.997	4.436
Ethanol	1.383	172.509
n-Propanol	2.479	220.637

Scottsdale Police Department Crime Lab Volatiles Analysis

Sample: [REDACTED]	Item number: 1198272
Injection date: 11/27/2018 2:35:18 PM	Vial: 27
Method: ethanol quant.M	Sequence: 27Nov18
Instrument: US14173023 CN14160045	Analyst: Adrian
Data file: C:\Chem32\1\Data\27Nov18\27.D	

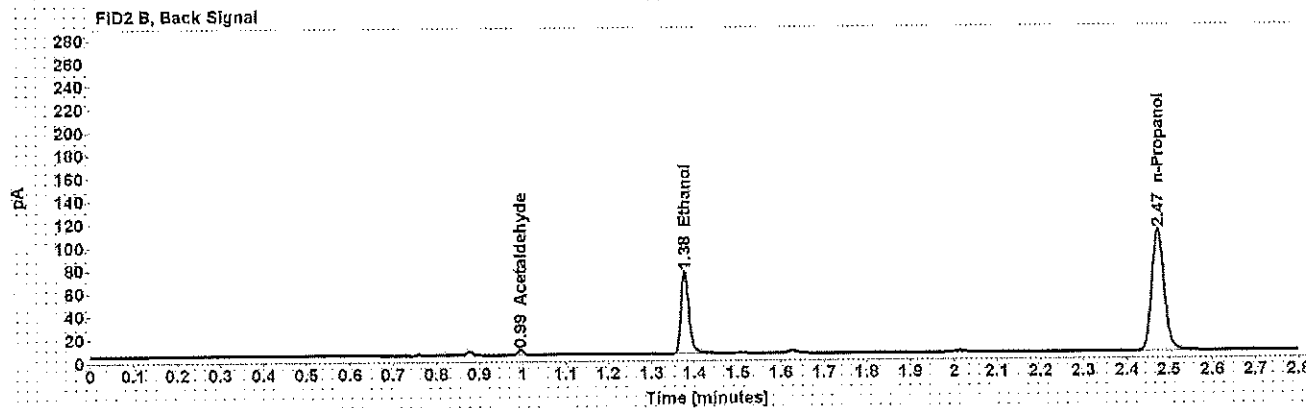
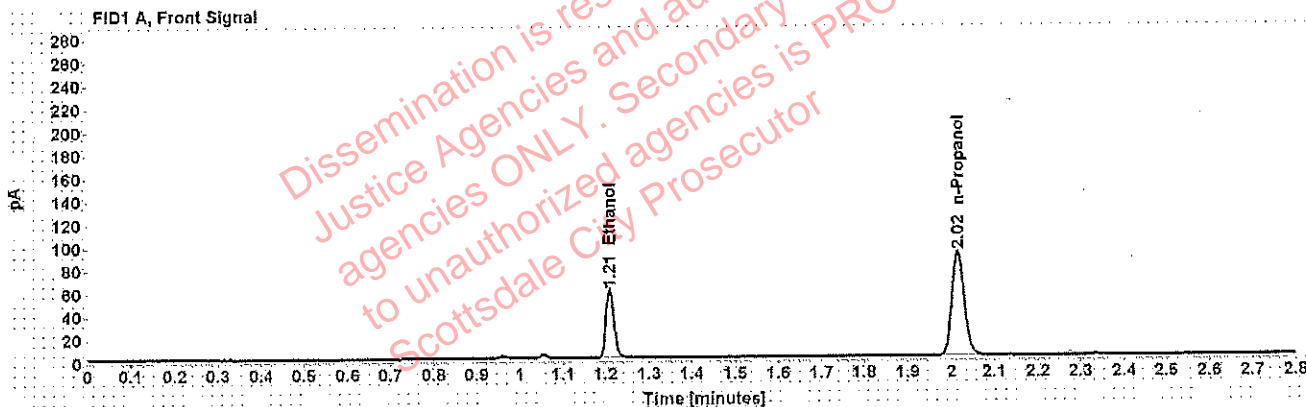


Table 1: FID 1 A (column DB-ALC1)

Compound	Amount (g/100mL)	Time (min)	Peak Area
>Ethanol	0.1168	1.210	75.286
n-Propanol	-----	2.016	181.713

Table 2: FID 2 B (column DB-ALC2)

Compound	Time (min)	Peak Area
Acetaldehyde	0.995	4.096
Ethanol	1.377	92.198
n-Propanol	2.474	217.836

Scottsdale Police Department Crime Lab Volatiles Analysis

Sample: [REDACTED]	Item number: 1198272
Injection date: 11/27/2018 2:39:18 PM	Vial: 28
Method: ethanol quant.M	Sequence: 27Nov18
Instrument: US14173023 CN14160045	Analyst: Adrian
Data file: C:\Chem32\1\Data\27Nov18\28.D	

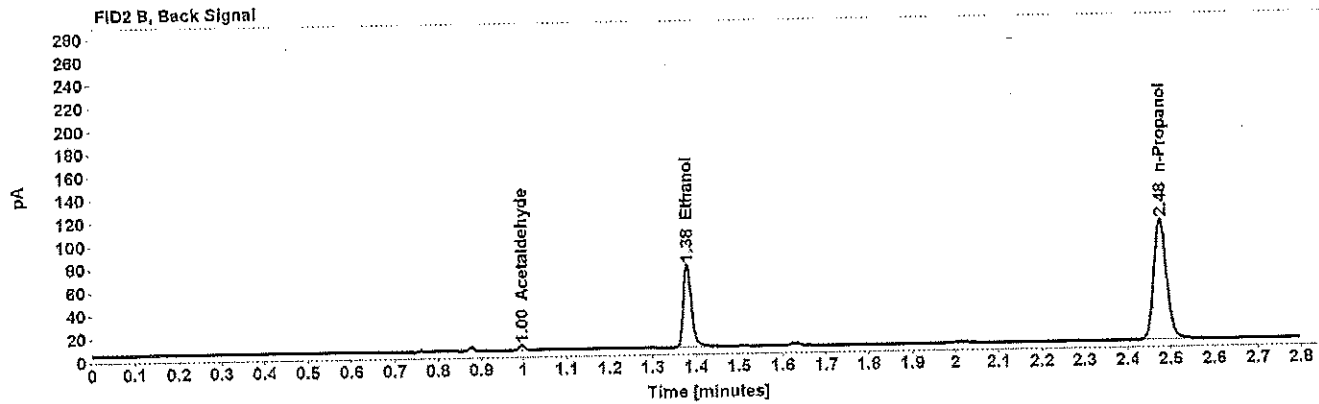
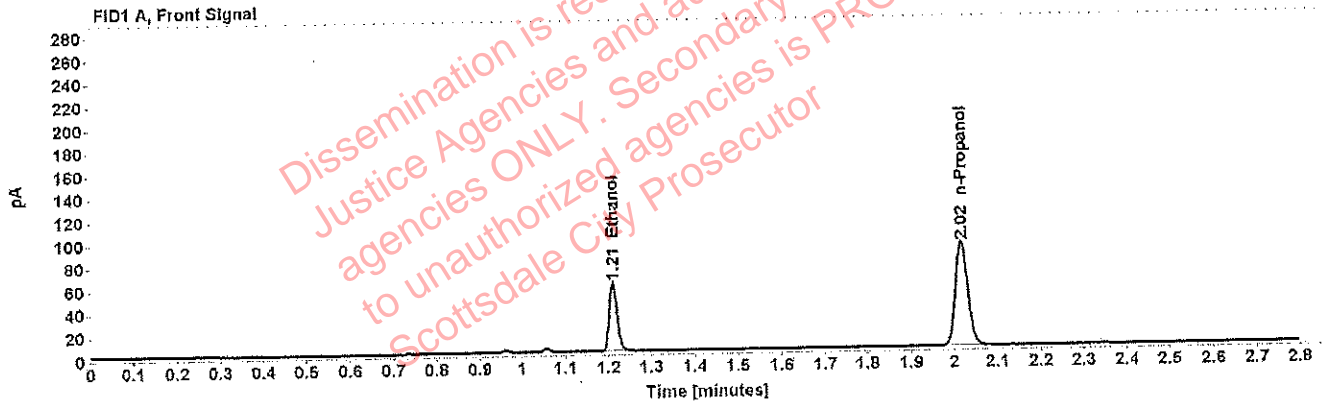


Table 1: FID 1 A (column DB-ALC1)

Compound	Amount (g/100mL)	Time (min)	Peak Area
>Ethanol	0.1181	1.211	75.810
n-Propanol	-----	2.018	180.940

Table 2: FID 2 B (column DB-ALC2)

Compound	Time (min)	Peak Area
Acetaldehyde	0.996	4.086
Ethanol	1.360	92.807
n-Propanol	2.476	216.683

Scottsdale Police Department Crime Lab Volatiles Analysis

Sample: [REDACTED]	Item number: 1240052
Injection date: 11/27/2018 2:43:18 PM	Vial: 29
Method: ethanol quant.M	Sequence: 27Nov18
Instrument: US14173023 CN14160045	Analyst: Adrian
Data file: C:\Chem32\1\Data\27Nov18\29.D	

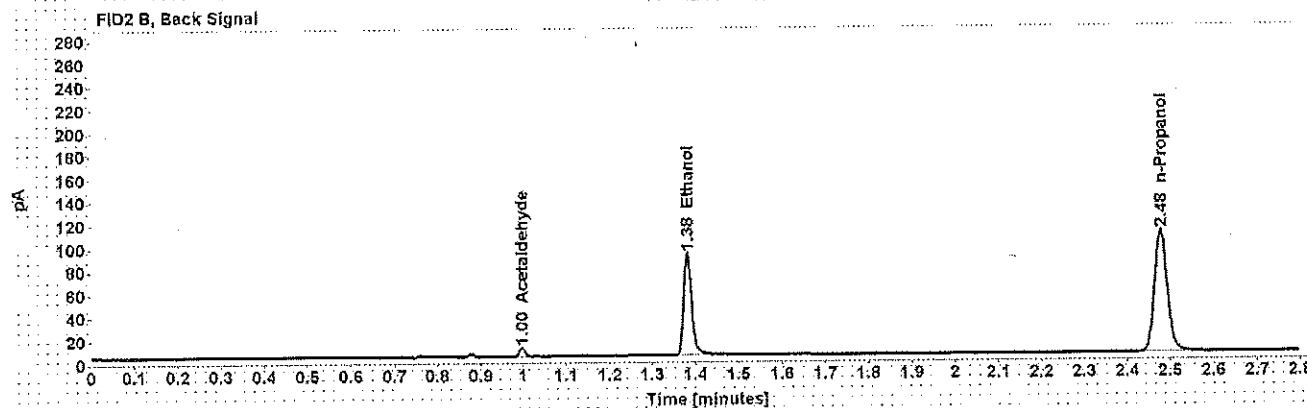
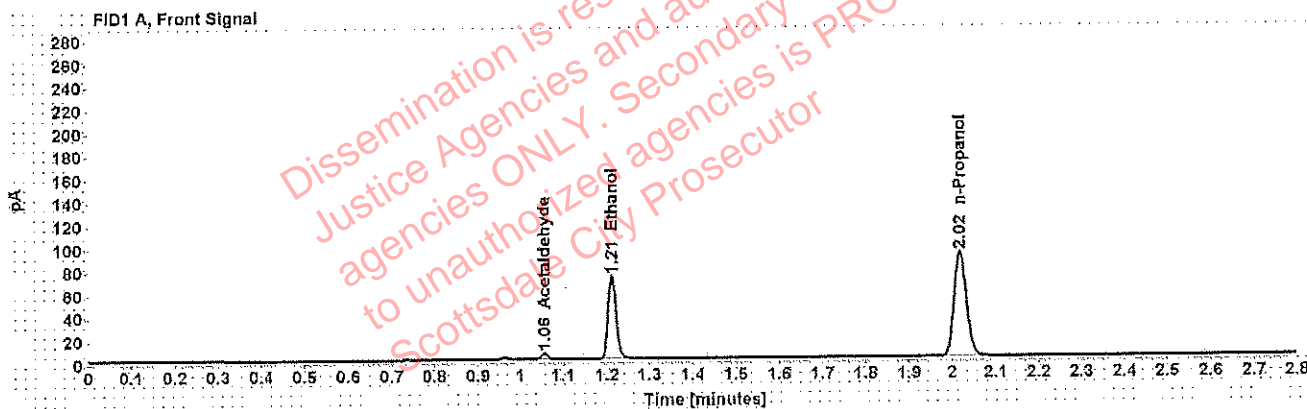


Table 1: FID 1 A (column DB-ALC1)

Compound	Amount (g/100mL)	Time (min)	Peak Area
Acetaldehyde	-----	1.057	5.347
>Ethanol	0.1440	1.212	92.837
n-Propanol	-----	2.018	181.412

Table 2: FID 2 B (column DB-ALC2)

Compound	Time (min)	Peak Area
Acetaldehyde	0.997	6.915
Ethanol	1.382	114.043
n-Propanol	2.478	218.261

Scottsdale Police Department Crime Lab Volatiles Analysis

Sample: [REDACTED]	Item number: 1240052
Injection date: 11/27/2018 2:47:18 PM	Vial: 30
Method: ethanol quant.M	Sequence: 27Nov18
Instrument: US14173023 CN14160045	Analyst: Adrian
Data file: C:\Chem32\1\Data\27Nov18\30.D	

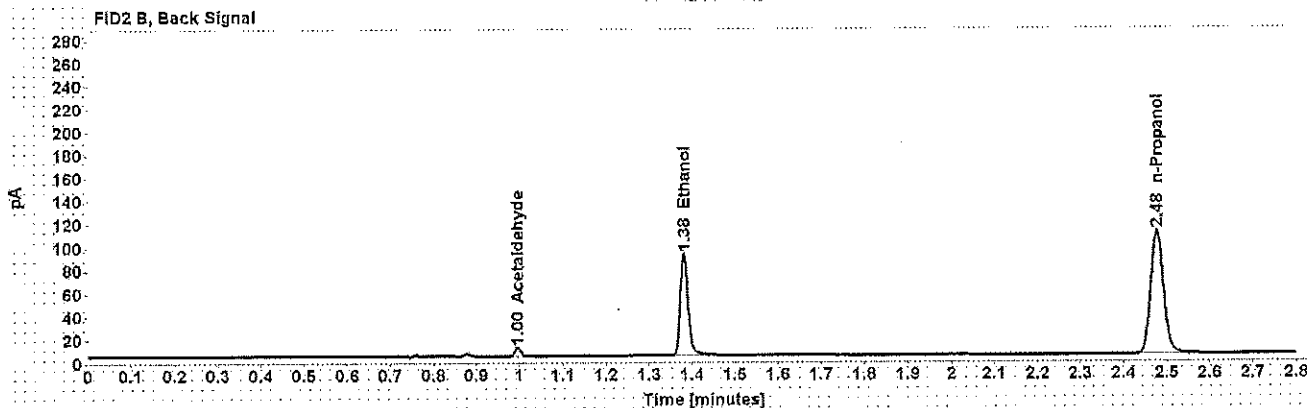
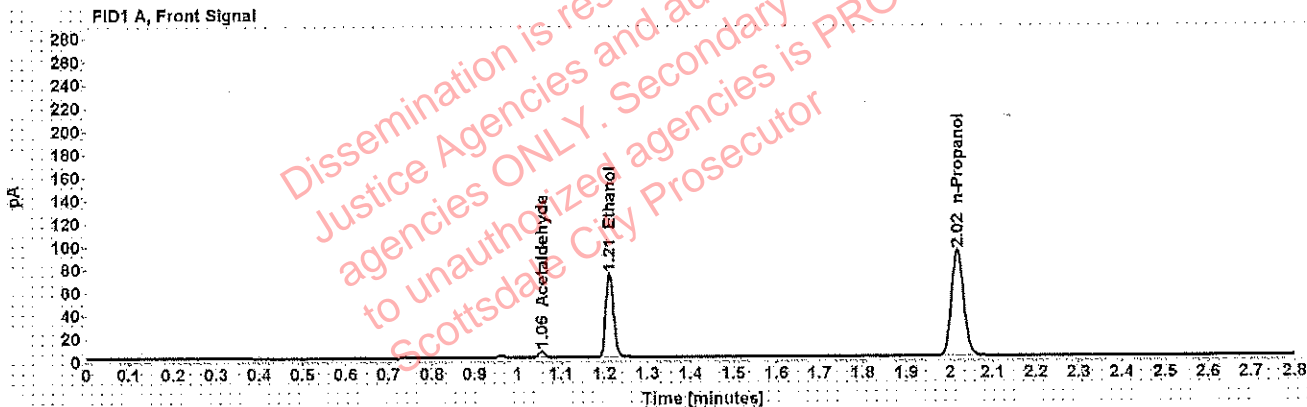


Table 1: FID 1 A (column DB-ALC1)

Compound	Amount (g/100mL)	Time (min)	Peak Area
Acetaldehyde	-----	1.056	5.323
>Ethanol	0.1426	1.212	93.021
n-Propanol	-----	2.018	183.555

Table 2: FID 2 B (column DB-ALC2)

Compound	Time (min)	Peak Area
Acetaldehyde	0.996	6.904
Ethanol	1.381	113.559
n-Propanol	2.477	221.128

Scottsdale Police Department Crime Lab Volatiles Analysis

Sample: [REDACTED]	Item number: 1240026
Injection date: 11/27/2018 2:55:34 PM	Vial: 32
Method: ethanol quant.M	Sequence: 27Nov18
Instrument: US14173023 CN14160045	Analyst: Adrian
Data file: C:\Chem321\1\Data\27Nov18\32.D	

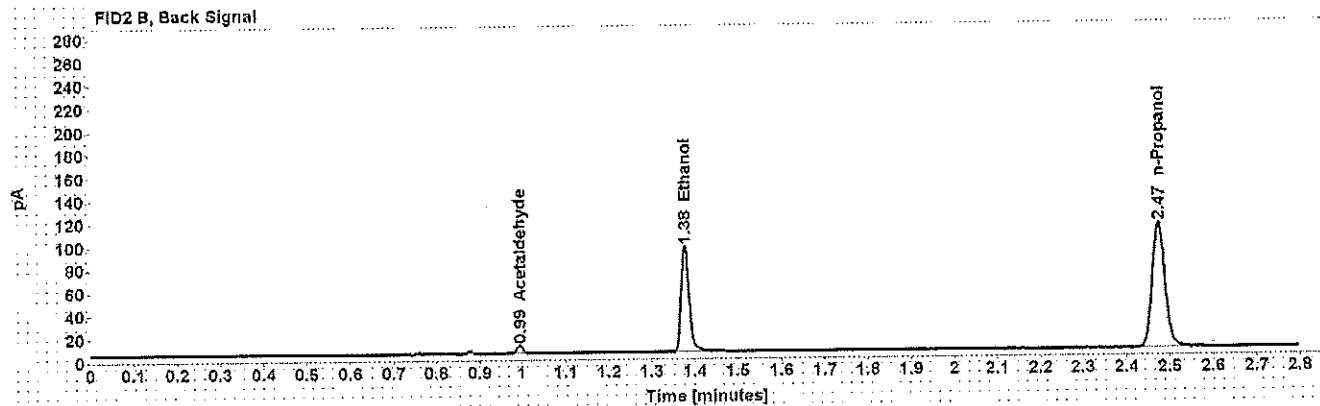
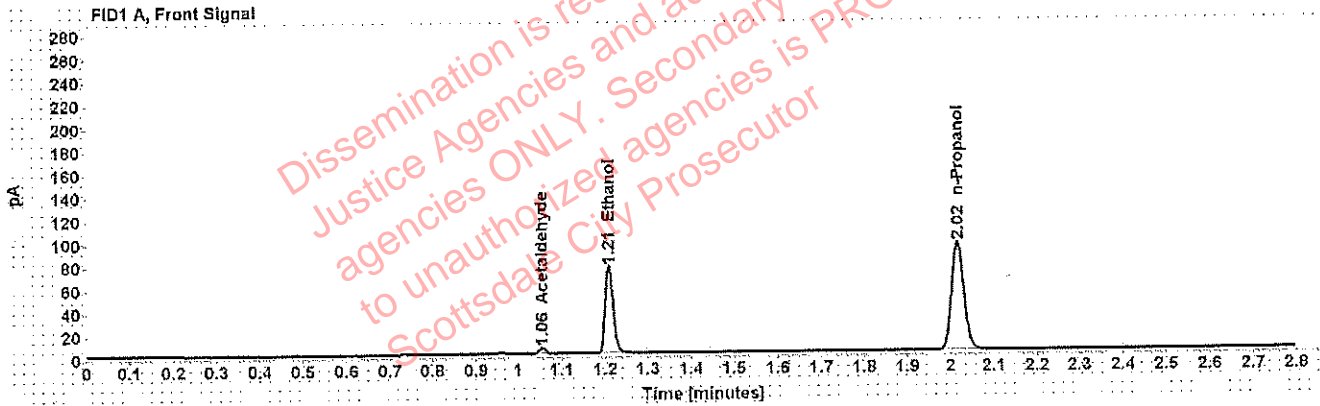


Table 1: FID 1 A (column DB-ALC1)

Compound	Amount (g/100mL)	Time (min)	Peak Area
Acetaldehyde	-----	1.055	4.847
>Ethanol	0.1447	1.210	96.376
n-Propanol	-----	2.016	187.450

Table 2: FID 2 B (column DB-ALC2)

Compound	Time (min)	Peak Area
Acetaldehyde	0.995	6.359
Ethanol	1.377	118.457
n-Propanol	2.474	226.227

Scottsdale Police Department Crime Lab Volatiles Analysis

Sample: [REDACTED]	Item number: 1240026
Injection date: 11/27/2018 2:59:33 PM	Vial: 33
Method: ethanol quant.M	Sequence: 27Nov18
Instrument: US14173023 CN14160045	Analyst: Adrian
Data file: C:\Chem32\1\Data\27Nov18\33.D	

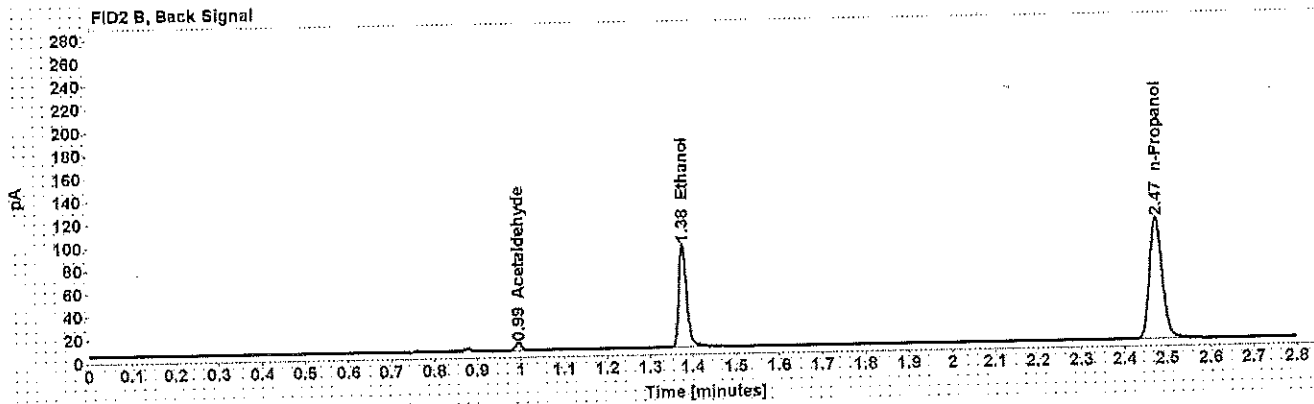
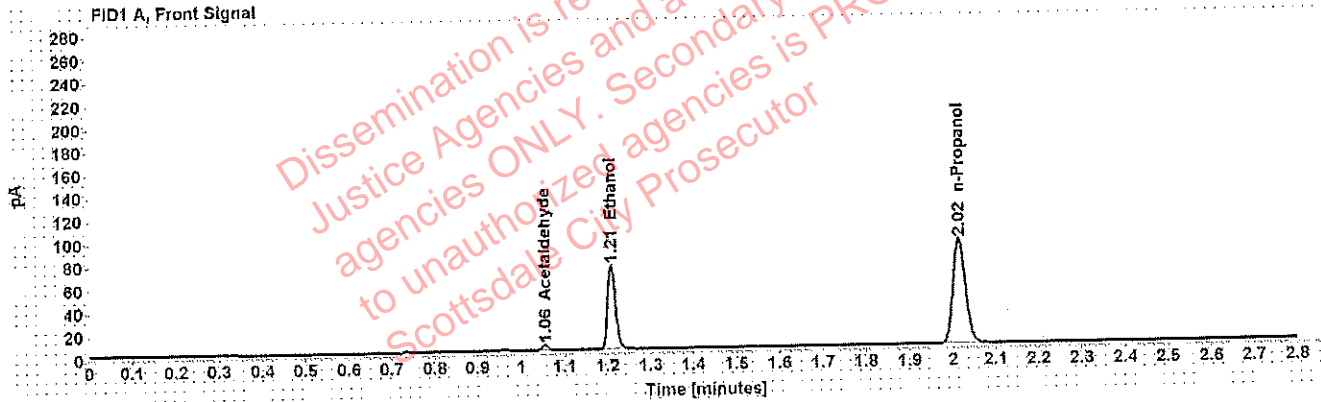


Table 1: FID 1 A (column DB-ALC1)

Compound	Amount (g/100mL)	Time (min)	Peak Area
Acetaldehyde	-----	1.055	4.800
>Ethanol	0.1445	1.209	93.322
n-Propanol	-----	2.016	181.765

Table 2: FID 2 B (column DB-ALC2)

Compound	Time (min)	Peak Area
Acetaldehyde	0.995	6.311
Ethanol	1.377	113.694
n-Propanol	2.474	219.729

Scottsdale Police Department Crime Lab Volatiles Analysis

Sample: [REDACTED]	Item number: 1225674
Injection date: 11/27/2018 3:03:34 PM	Vial: 34
Method: ethanol quant.M	Sequence: 27Nov18
Instrument: US14173023 CN14160045	Analyst: Adrian
Data file: C:\Chem32\1\Data\27Nov18\34.D	

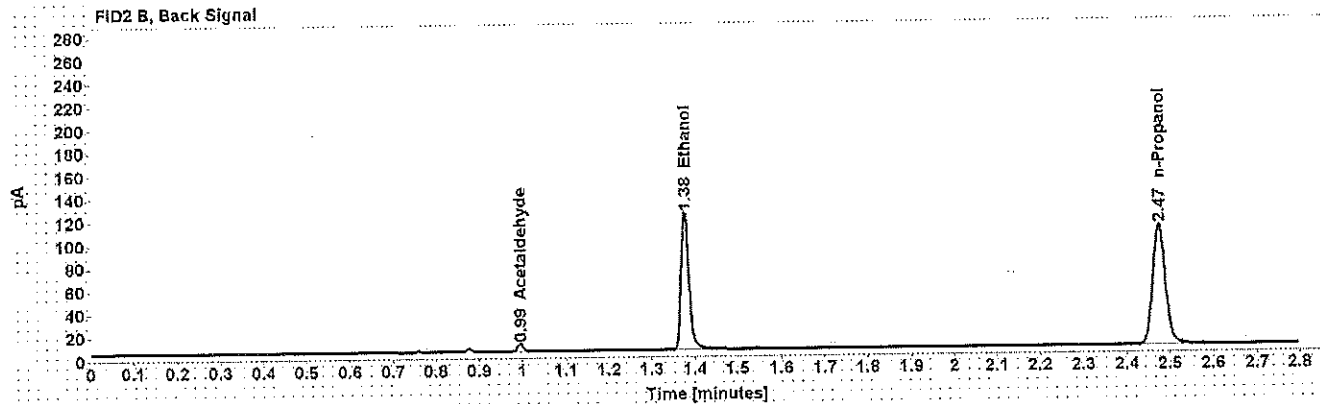
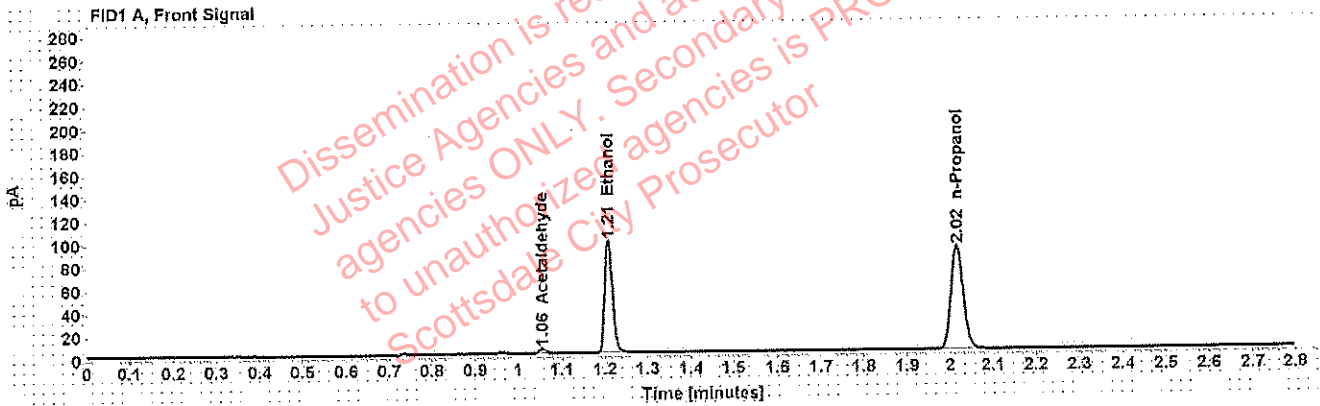


Table 1: FID 1 A (column DB-ALC1)

Compound	Amount (g/100mL)	Time (min)	Peak Area
Acetaldehyde	-----	1.055	4.575
>Ethanol	0.1944	1.209	124.305
n-Propanol	-----	2.016	179.583

Table 2: FID 2 B (column DB-ALC2)

Compound	Time (min)	Peak Area
Acetaldehyde	0.995	5.987
Ethanol	1.377	152.808
n-Propanol	2.474	216.425

Scottsdale Police Department Crime Lab Volatiles Analysis

Sample: [REDACTED]	Item number: 1225674
Injection date: 11/27/2018 3:07:33 PM	Vial: 35
Method: ethanol quant.M	Sequence: 27Nov18
Instrument: US14173023 CN14160045	Analyst: Adrian
Data file: C:\Chem32\1\Data\27Nov18\35.D	

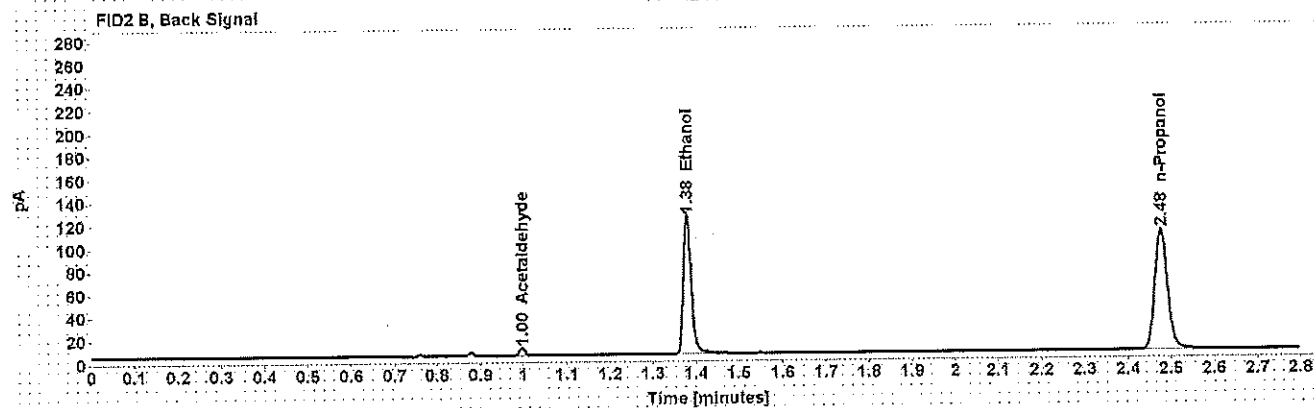
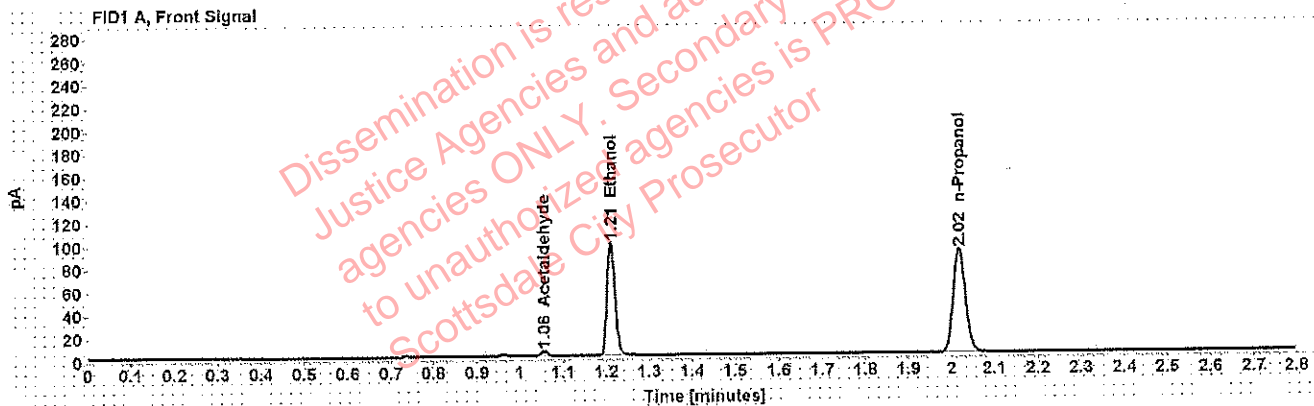


Table 1: FID 1 A (column DB-ALC1)

Compound	Amount (g/100mL)	Time (min)	Peak Area
Acetaldehyde	-----	1.056	4.493
>Ethanol	0.1968	1.211	126.025
n-Propanol	-----	2.018	179.853

Table 2: FID 2 B (column DB-ALC2)

Compound	Time (min)	Peak Area
Acetaldehyde	0.996	5.810
Ethanol	1.380	154.983
n-Propanol	2.477	216.767

Scottsdale Police Department Crime Lab Volatiles Analysis

Sample: [REDACTED]	Item number: 1242101
Injection date: 11/27/2018 3:11:34 PM	Vial: 36
Method: ethanol quant.M	Sequence: 27Nov18
Instrument: US14173023 CN14160045	Analyst: Adrian
Data file: C:\Chem32\1\Data\27Nov18\36.D	

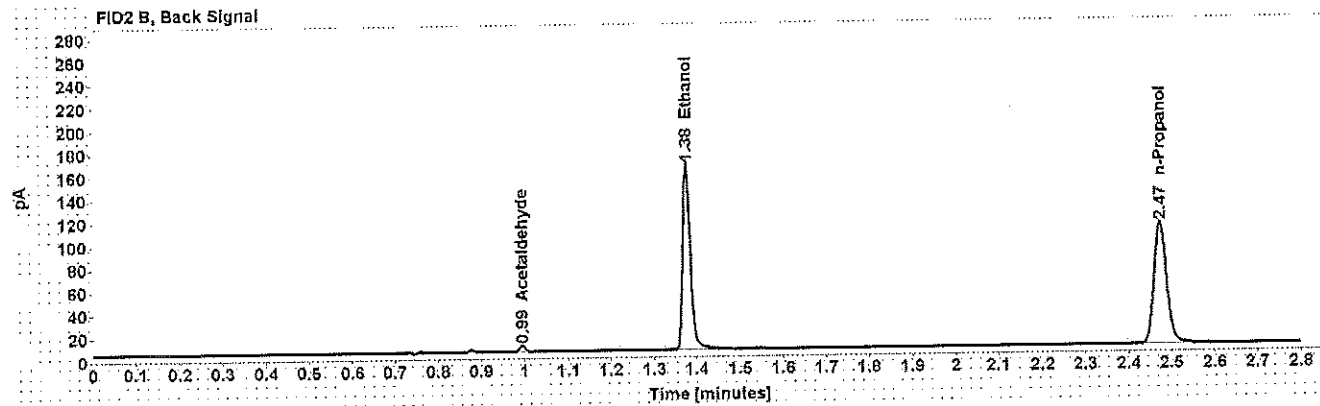
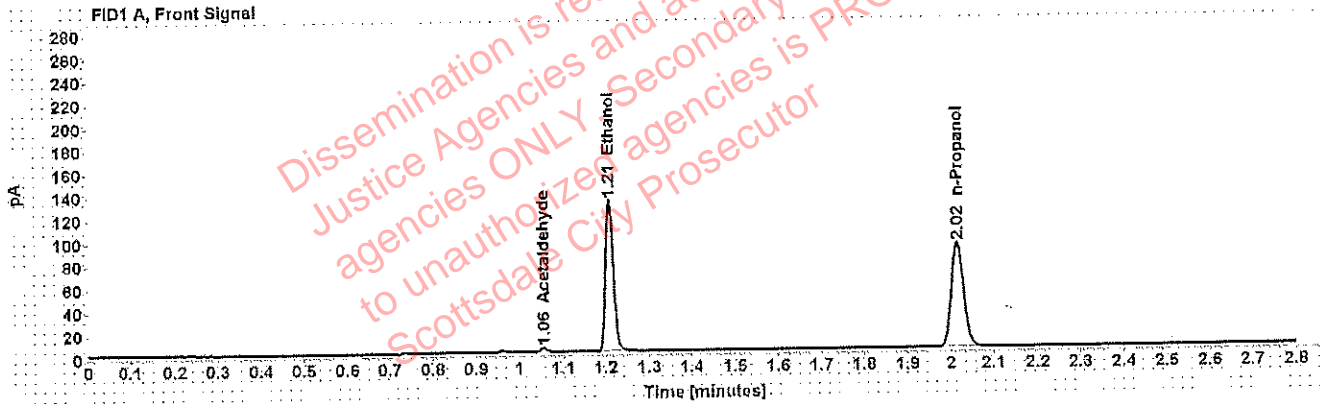


Table 1: FID 1 A (column DB-ALC1)

Compound	Amount (g/100mL)	Time (min)	Peak Area
Acetaldehyde	-----	1.055	3.776
>Ethanol	0.2589	1.209	187.164
n-Propanol	-----	2.016	181.168

Table 2: FID 2 B (column DB-ALC2)

Compound	Time (min)	Peak Area
Acetaldehyde	0.995	4.966
Ethanol	1.377	205.641
n-Propanol	2.474	218.826

Scottsdale Police Department Crime Lab Volatiles Analysis

Sample: [REDACTED]	Item number: 1242101
Injection date: 11/27/2018 3:15:48 PM	Vial: 37
Method: ethanol quant.M	Sequence: 27Nov18
Instrument: US14173023 CN14160045	Analyst: Adrian
Data file: C:\Chem32\1\Data\27Nov18\37.D	

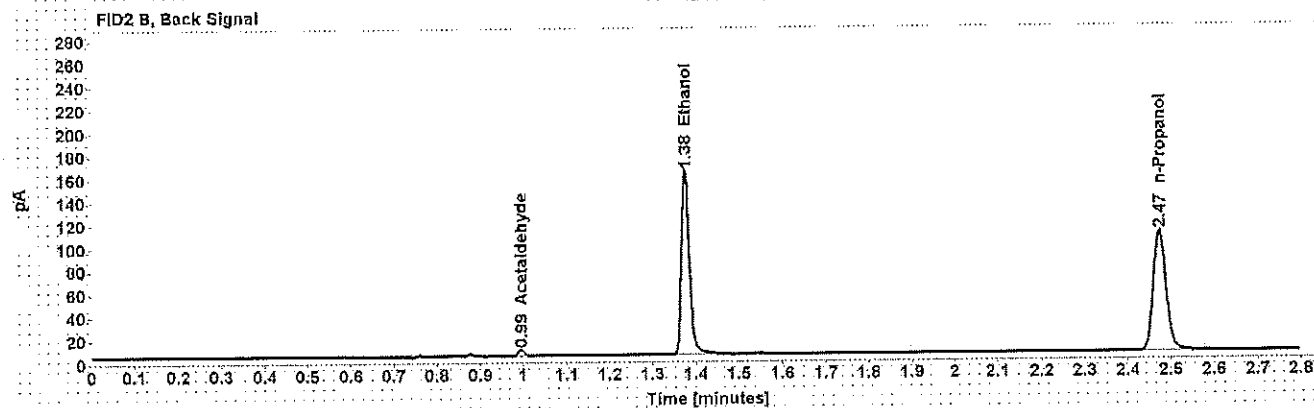
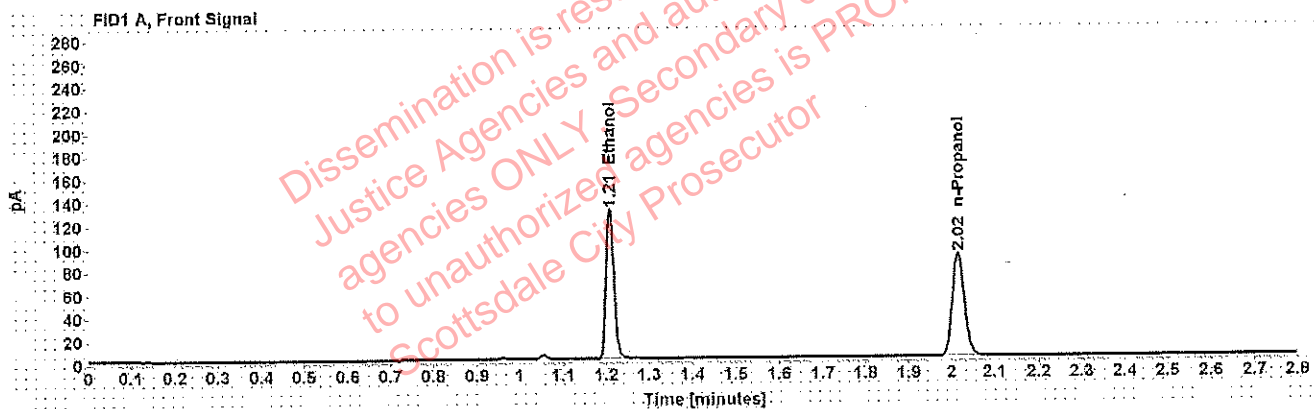


Table 1: FID 1 A (column DB-ALC1)

Compound	Amount (g/100mL)	Time (min)	Peak Area
>Ethanol	0.2592	1.209	165.528
n-Propanol	-----	2.016	179.181

Table 2: FID 2 B (column DB-ALC2)

Compound	Time (min)	Peak Area
Acetaldehyde	0.995	4.926
Ethanol	1.377	203.357
n-Propanol	2.474	216.195

Scottsdale Police Department Crime Lab Volatiles Analysis

Sample: [REDACTED]	Item number: 1241273
Injection date: 11/27/2018 3:19:48 PM	Vial: 38
Method: ethanol quant.M	Sequence: 27Nov18
Instrument: US14173023 CN14160045	Analyst: Adrian
Data file: C:\Chem321\Data\27Nov18\38.D	

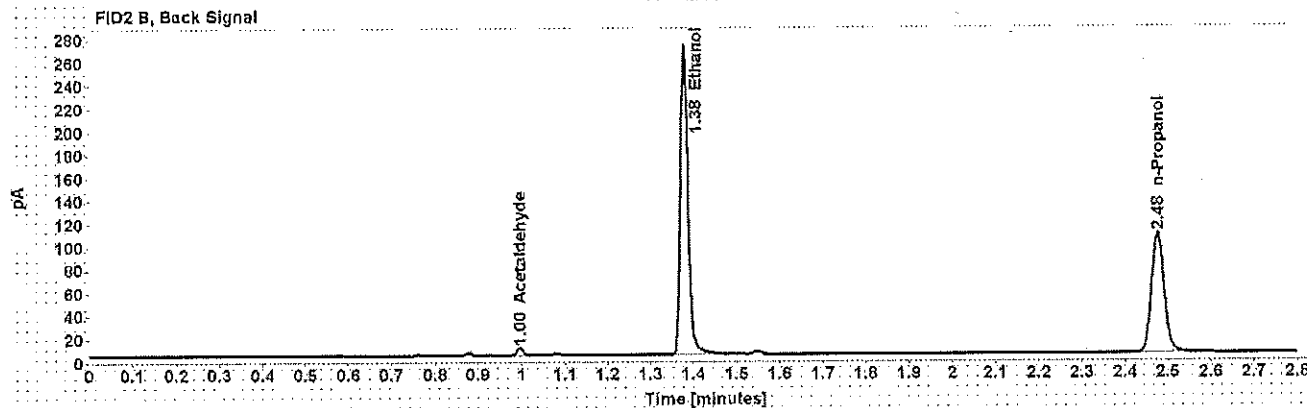
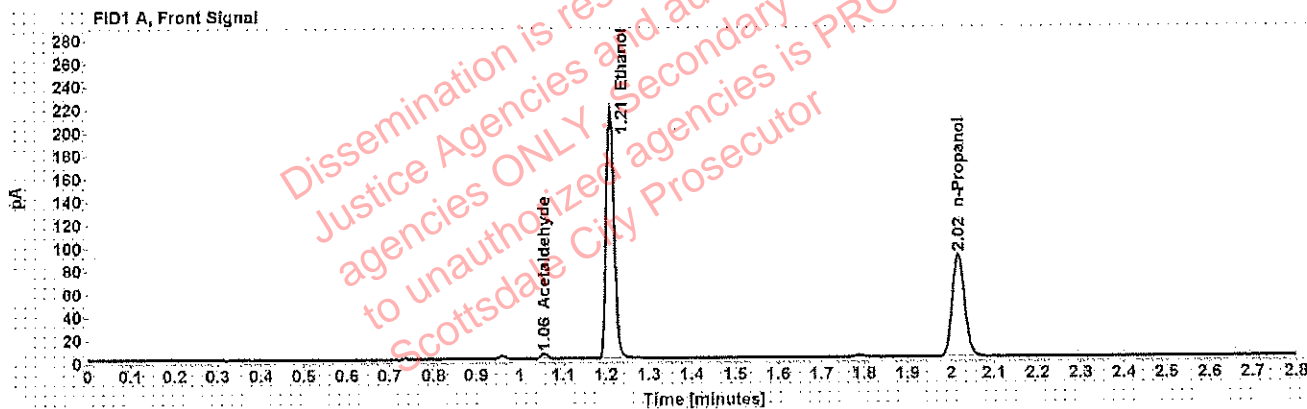


Table 1: FID 1 A (column DB-ALC1)

Compound	Amount (g/100mL)	Time (min)	Peak Area
Acetaldehyde	-----	1.056	4.556
>Ethanol	0.4320	1.210	274.977
n-Propanol	-----	2.017	178.294

Table 2: FID 2 B (column DB-ALC2)

Compound	Time (min)	Peak Area
Acetaldehyde	0.996	5.991
Ethanol	1.379	340.507
n-Propanol	2.476	215.108

Scottsdale Police Department Crime Lab Volatiles Analysis

Sample: [REDACTED]	Item number: 1241273
Injection date: 11/27/2018 3:23:48 PM	Vial: 39
Method: ethanol quant.M	Sequence: 27Nov18
Instrument: US14173023 CN14160045	Analyst: Adrian
Data file: C:\Chem32\1\Data\27Nov18\39.D	

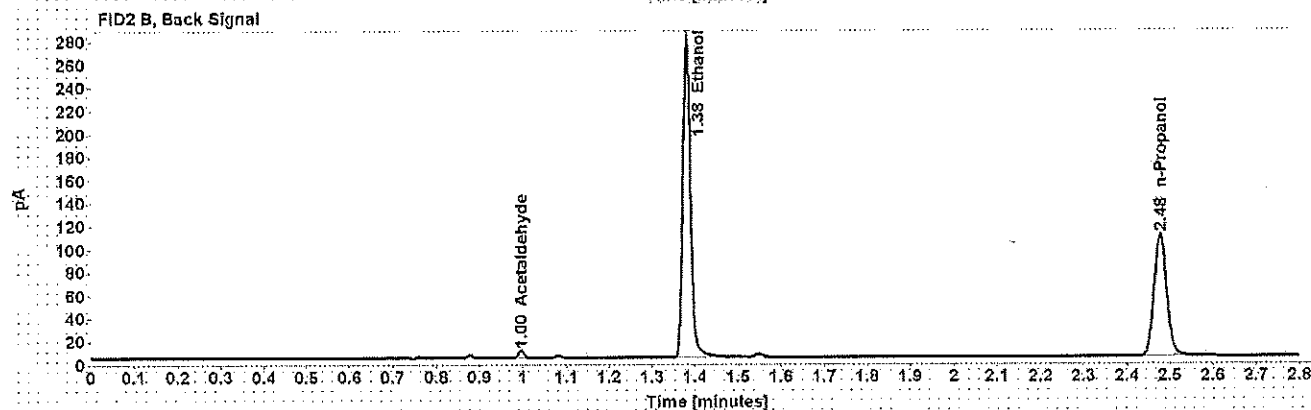
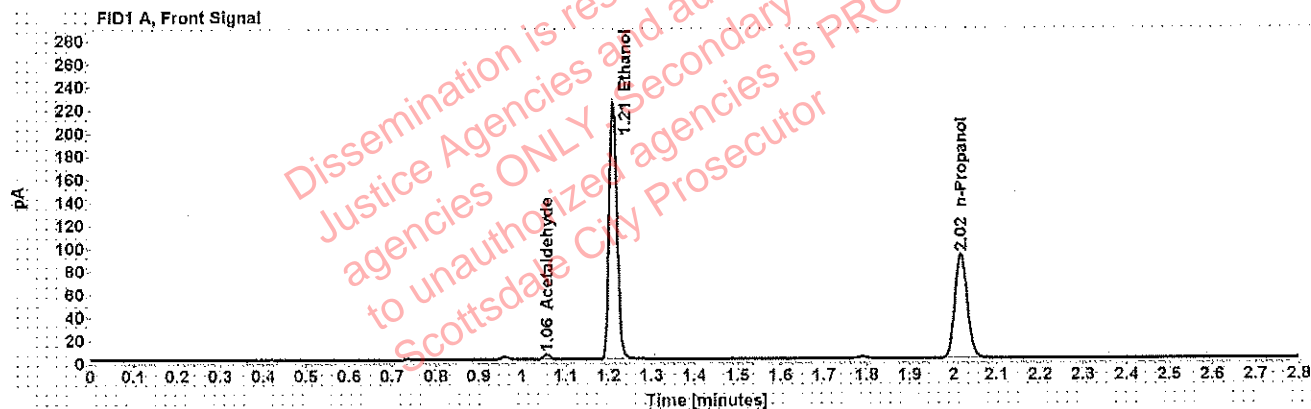


Table 1: FID 1 A (column DB-ALC1)

Compound	Amount (g/100mL)	Time (min)	Peak Area
Acetaldehyde	-----	1.056	4.519
>Ethanol	0.4358	1.211	282.505
n-Propanol	-----	2.018	181.549

Table 2: FID 2 B (column DB-ALC2)

Compound	Time (min)	Peak Area
Acetaldehyde	0.996	5.857
Ethanol	1.380	349.522
n-Propanol	2.477	218.892

Scottsdale Police Department Crime Lab Volatiles Analysis

Sample: [REDACTED]	Item number: 1242934
Injection date: 11/27/2018 3:27:48 PM	Vial: 40
Method: ethanol quant.M	Sequence: 27Nov18
Instrument: US14173023 CN14160045	Analyst: Adrian
Data file: C:\Chem32\1\Data\27Nov18\40.D	

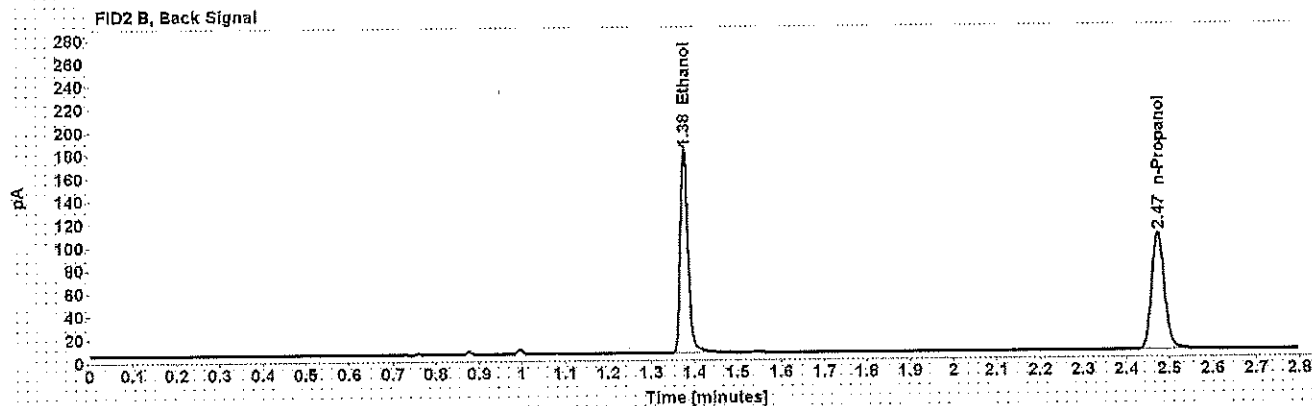
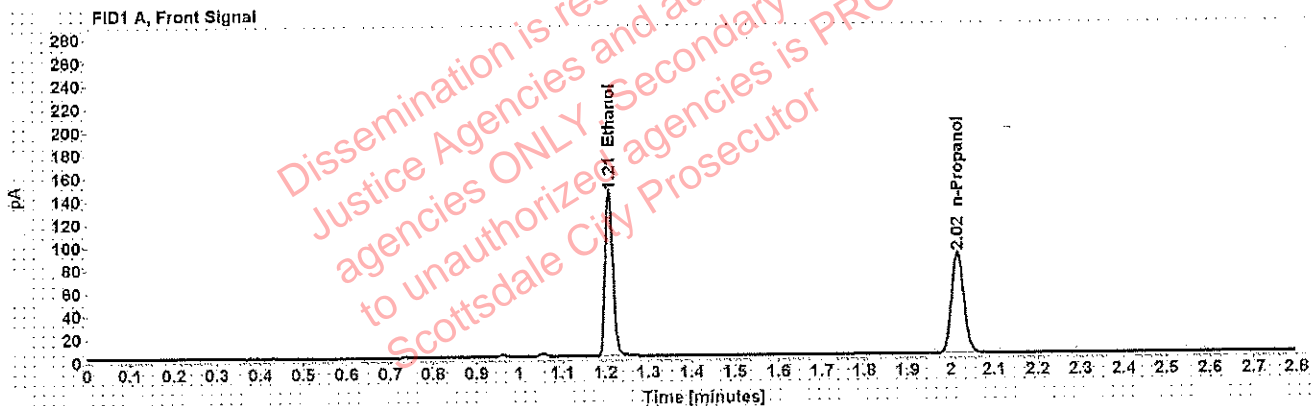


Table 1: FID 1 A (column DB-ALC1)

Compound	Amount (g/100mL)	Time (min)	Peak Area
>Ethanol	0.2916	1.209	181.989
n-Propanol	-----	2.016	174.997

Table 2: FID 2 B (column DB-ALC2)

Compound	Time (min)	Peak Area
Ethanol	1.377	224.766
n-Propanol	2.474	210.314

Scottsdale Police Department Crime Lab Volatiles Analysis

Sample: [REDACTED]	Item number: 1242934
Injection date: 11/27/2018 3:31:49 PM	Vial: 41
Method: ethanol quant.M	Sequence: 27Nov18
Instrument: US14173023 CN14160045	Analyst: Adrian
Data file: C:\Chem32\1\Data\27Nov18\41.D	

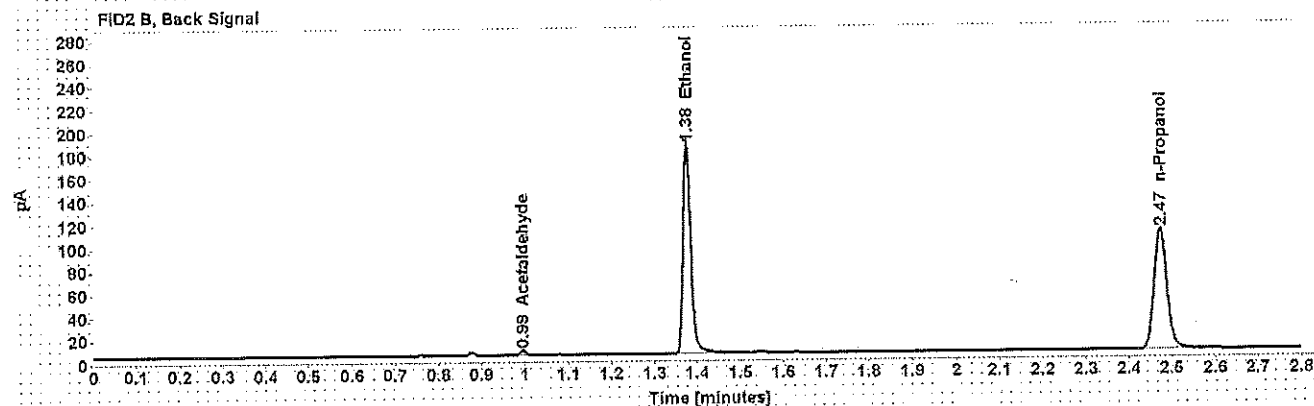
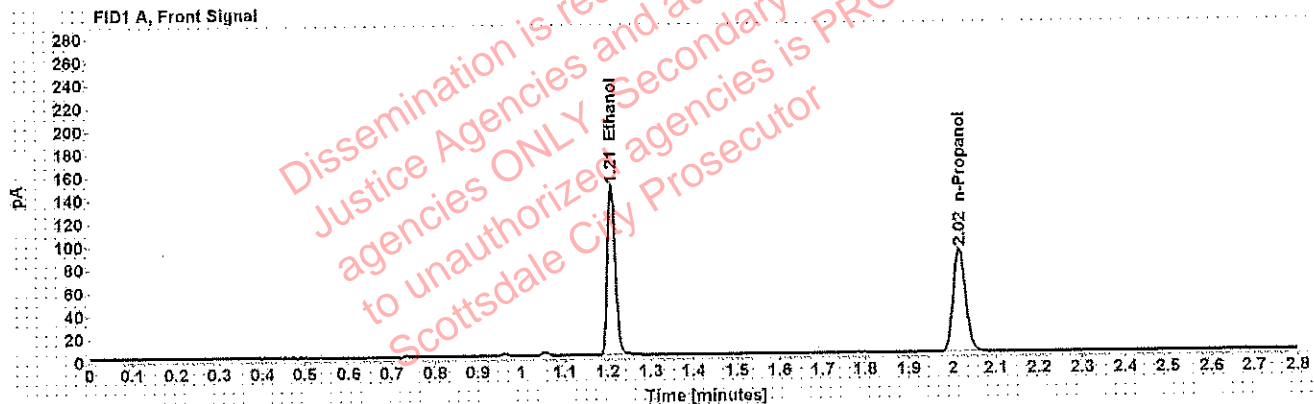


Table 1: FID 1 A (column DB-ALC1)

Compound	Amount (g/100mL)	Time (min)	Peak Area
>Ethanol	0.2929	1.209	187.435
n-Propanol	-----	2.016	179.415

Table 2: FID 2 B (column DB-ALC2)

Compound	Time (min)	Peak Area
Acetaldehyde	0.995	3.797
Ethanol	1.377	231.297
n-Propanol	2.474	216.025

Scottsdale Police Department Crime Lab Volatiles Analysis

Sample: [REDACTED]	Item number: 1244179
Injection date: 11/27/2018 3:40:03 PM	Vial: 43
Method: ethanol quant.M	Sequence: 27Nov18
Instrument: US14173023 CN14160045	Analyst: Adrian
Data file: C:\Chem32\1\Data\27Nov18\43.D	

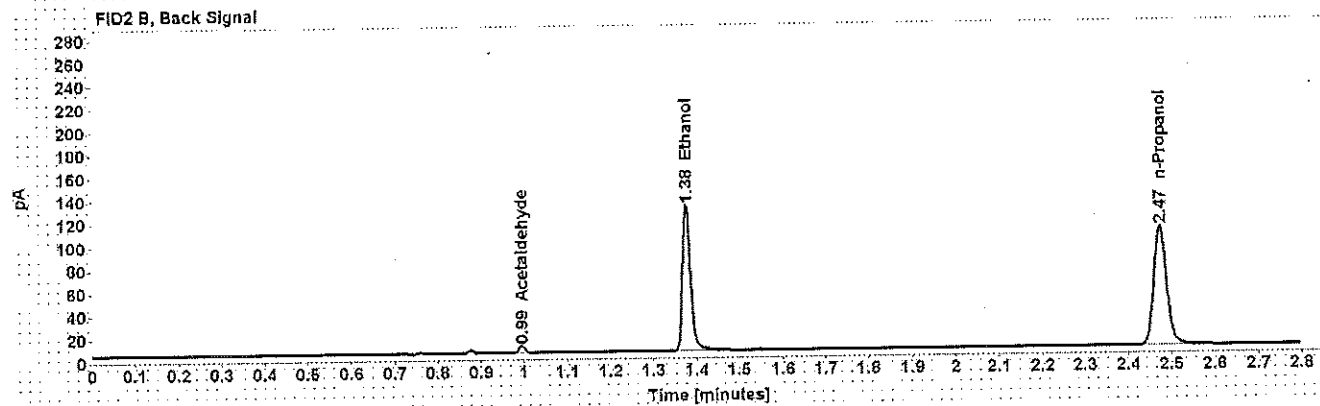
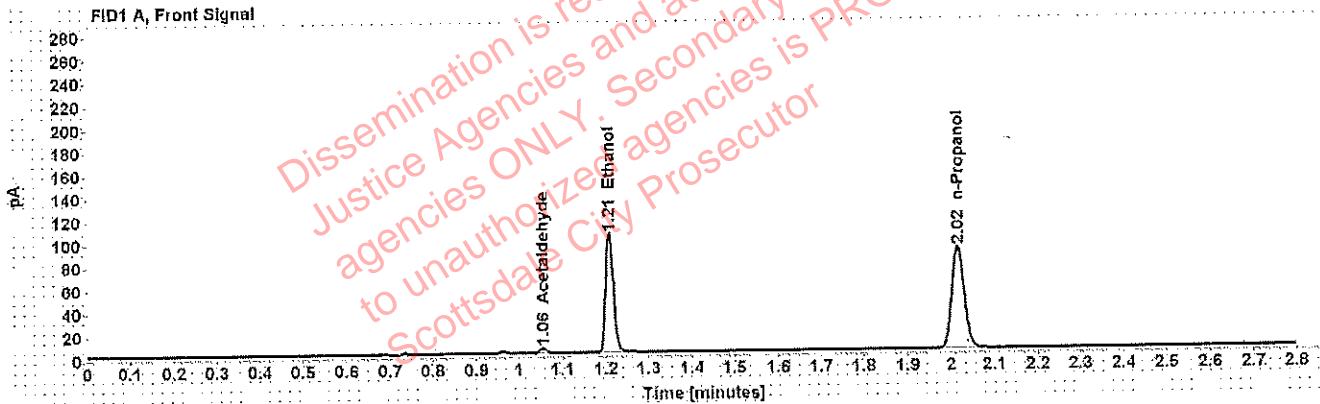


Table 1: FID 1 A (column DB-ALC1)

Compound	Amount (g/100mL)	Time (min)	Peak Area
Acetaldehyde	-----	1.055	4.286
>Ethanol	0.2092	1.209	131.710
n-Propanol	-----	2.016	176.809

Table 2: FID 2 B (column DB-ALC2)

Compound	Time (min)	Peak Area
Acetaldehyde	0.995	5.654
Ethanol	1.377	161.887
n-Propanol	2.474	214.154

Scottsdale Police Department Crime Lab Volatiles Analysis

Sample: [REDACTED]	Item number: 1244179
Injection date: 11/27/2018 3:44:04 PM	Vial: 44
Method: ethanol quant.M	Sequence: 27Nov18
Instrument: US14173023 CN14160045	Analyst: Adrian
Data file: C:\Chem32\1\Data\27Nov18\44.D	

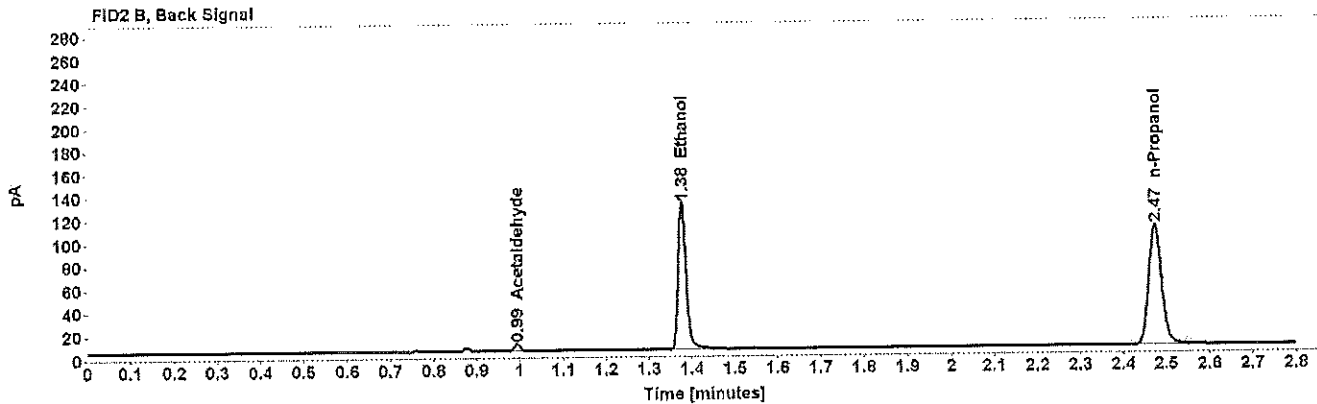
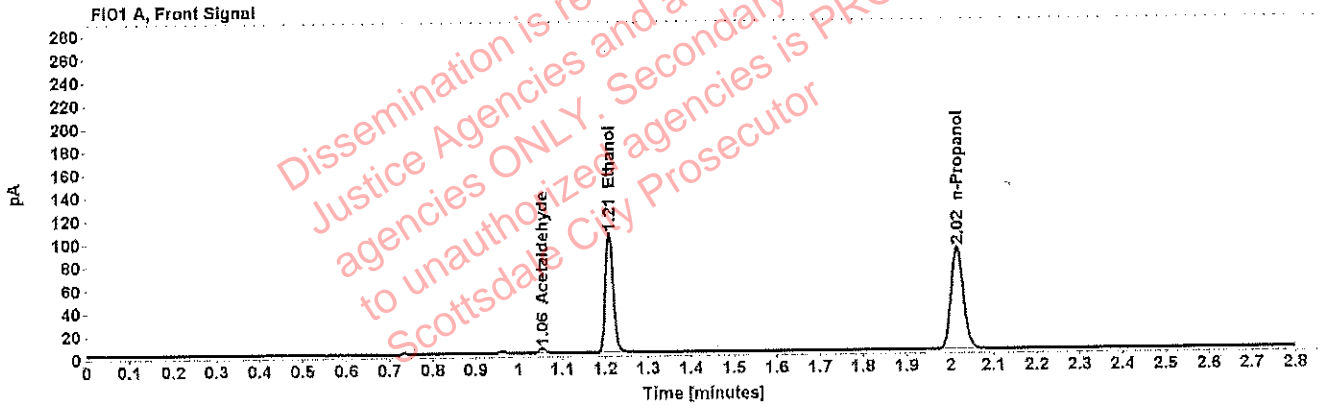


Table 1: FID 1 A (column DB-ALC1)

Compound	Amount (g/100mL)	Time (min)	Peak Area
Acetaldehyde	-----	1.055	4.316
>Ethanol	0.2093	1.209	132.275
n-Propanol	-----	2.016	177.498

Table 2: FID 2 B (column DB-ALC2)

Compound	Time (min)	Peak Area
Acetaldehyde	0.995	5.679
Ethanol	1.377	162.833
n-Propanol	2.474	215.008

Scottsdale Police Department Crime Lab Volatiles Analysis

Sample: [REDACTED]	Item number: 1224909
Injection date: 11/27/2018 3:48:03 PM	Vial: 45
Method: ethanol quant.M	Sequence: 27Nov18
Instrument: US14173023 CN14160045	Analyst: Adrian
Data file: C:\Chem32\1\Data\27Nov18\45.D	

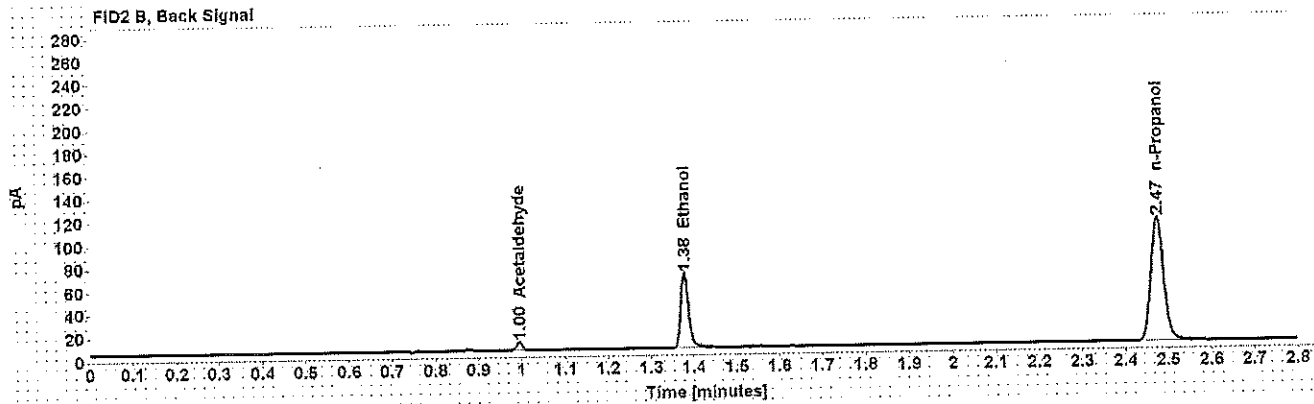
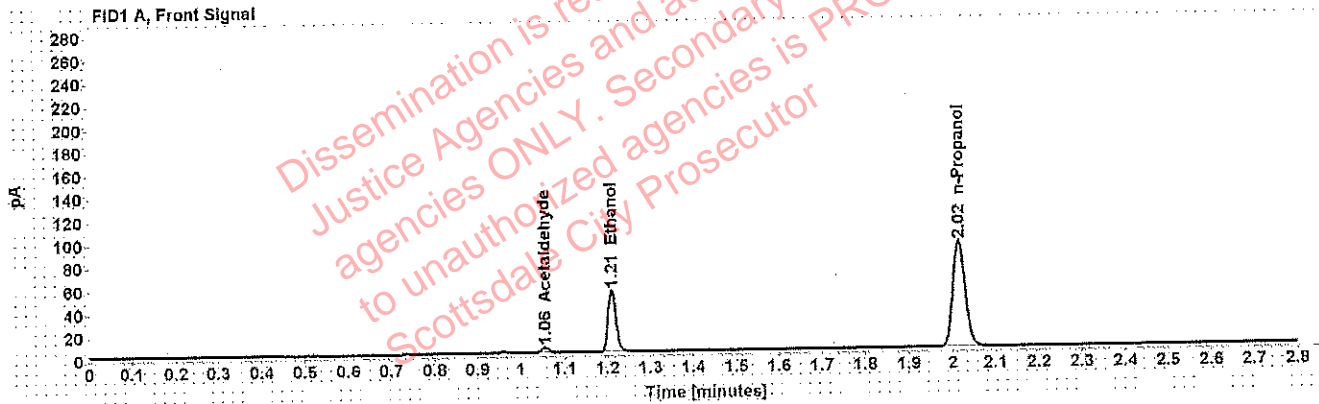


Table 1: FID 1 A (column DB-ALC1)

Compound	Amount (g/100mL)	Time (min)	Peak Area
Acetaldehyde	-----	1.055	4.782
>Ethanol	0.1050	1.210	68.199
n-Propanol	-----	2.016	183.337

Table 2: FID 2 B (column DB-ALC2)

Compound	Time (min)	Peak Area
Acetaldehyde	0.995	6.270
Ethanol	1.378	83.082
n-Propanol	2.474	222.498

Scottsdale Police Department Crime Lab Volatiles Analysis

Sample: [REDACTED]	Item number: 1224909
Injection date: 11/27/2018 3:52:03 PM	Vial: 46
Method: ethanol quant.M	Sequence: 27Nov18
Instrument: US14173023 CN14160045	Analyst: Adrian
Data file: C:\Chem32\1\Data\27Nov18\46.D	

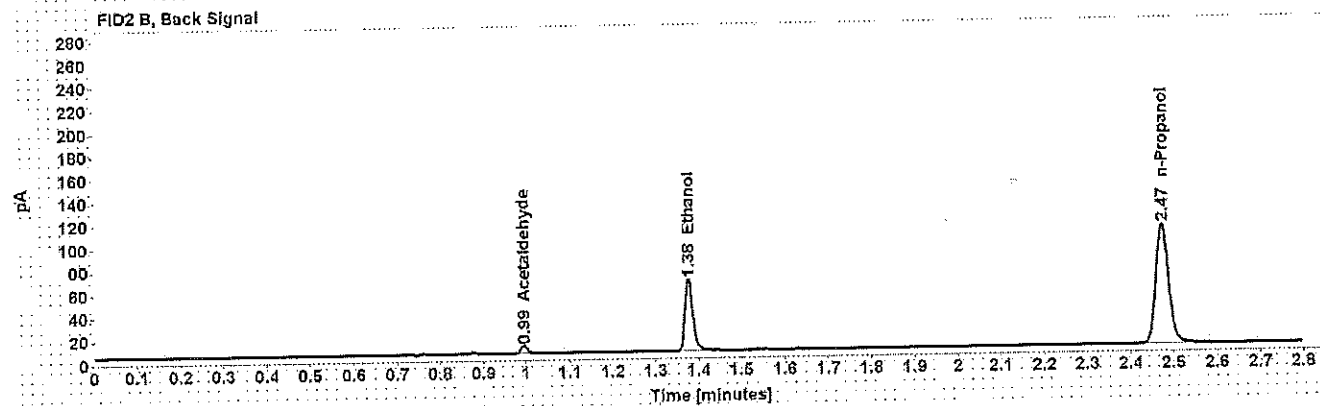
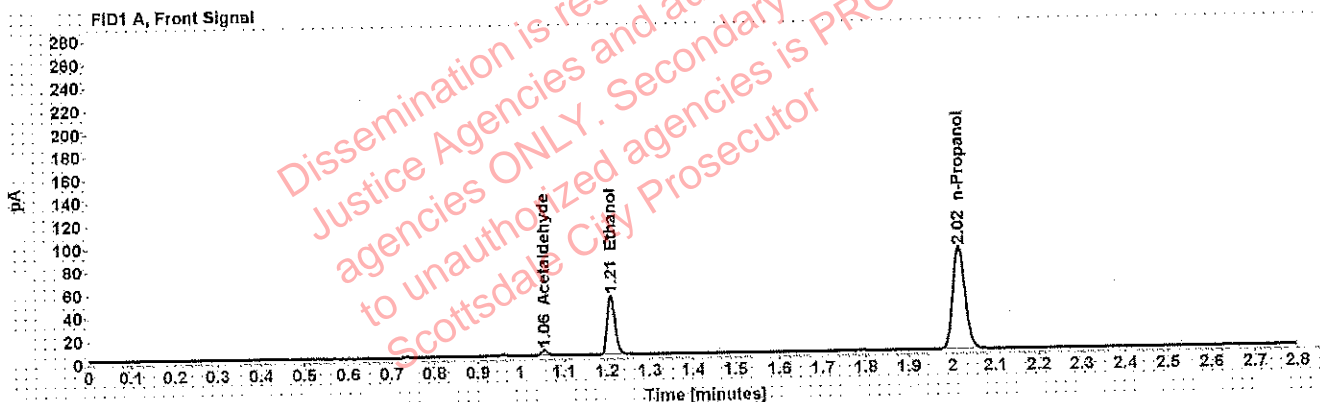


Table 1: FID 1 A (column DB-ALC1)

Compound	Amount (g/100mL)	Time (min)	Peak Area
Acetaldehyde	-----	1.055	4.740
>Ethanol	0.1038	1.210	65.345
n-Propanol	-----	2.016	177.735

Table 2: FID 2 B (column DB-ALC2)

Compound	Time (min)	Peak Area
Acetaldehyde	0.995	6.228
Ethanol	1.377	79.548
n-Propanol	2.474	215.234

Scottsdale Police Department Crime Lab Volatiles Analysis

Sample: [REDACTED]	Item number: 1244859
Injection date: 11/27/2018 3:56:03 PM	Vial: 47
Method: ethanol quant.M	Sequence: 27Nov18
Instrument: US14173023 CN14160045	Analyst: Adrian
Data file: C:\Chem32\1\Data\27Nov18\47.D	

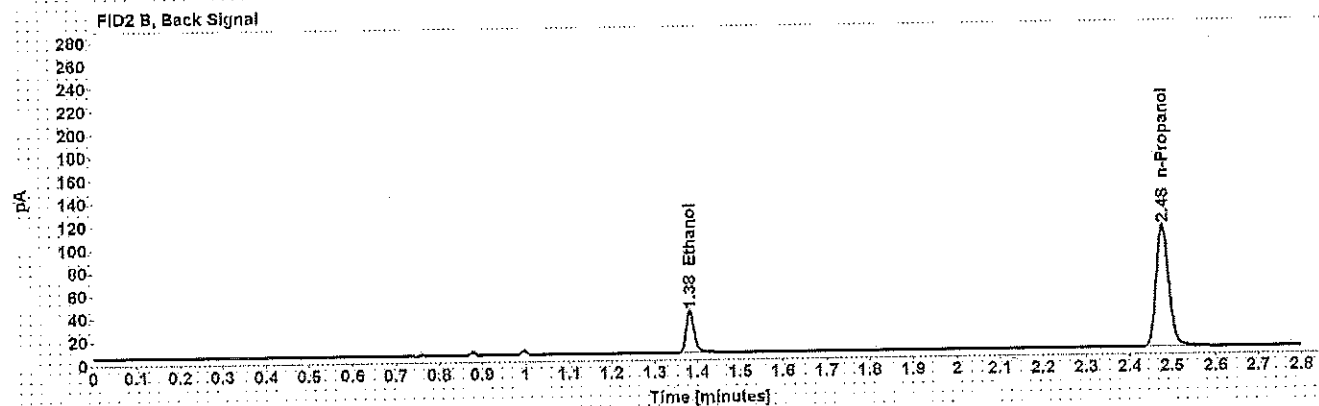
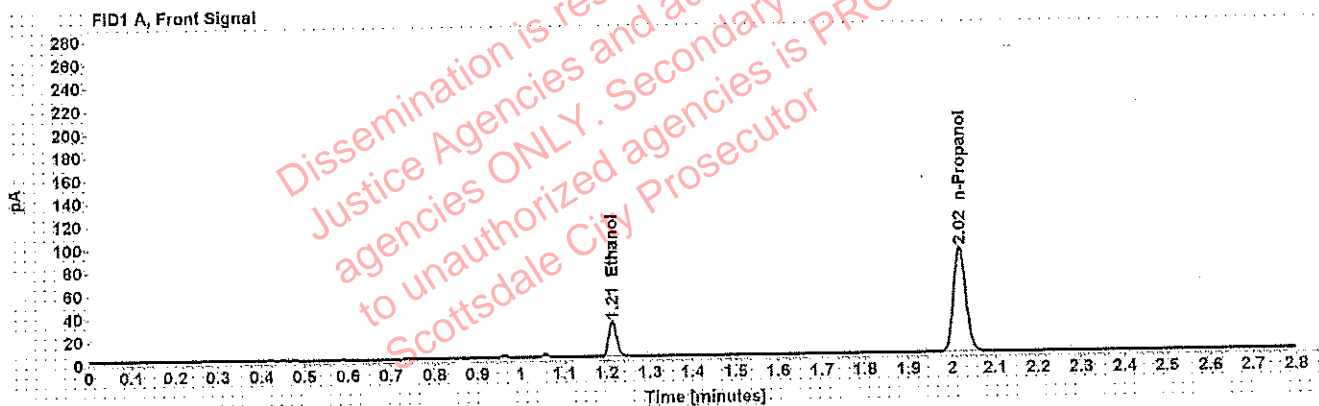


Table 1: FID 1 A (column DB-ALC1)

Compound	Amount (g/100mL)	Time (min)	Peak Area
>Ethanol	0.0610	1.213	38.864
n-Propanol	-----	2.018	181.100

Table 2: FID 2 B (column DB-ALC2)

Compound	Time (min)	Peak Area
Ethanol	1.382	47.159
n-Propanol	2.478	219.684

Scottsdale Police Department Crime Lab Volatiles Analysis

Sample: [REDACTED]	Item number: 1244859
Injection date: 11/27/2018 4:00:02 PM	Vial: 48
Method: ethanol quant.M	Sequence: 27Nov18
Instrument: US14173023 CN14160045	Analyst: Adrian
Data file: C:\Chem32\1\Data\27Nov18\48.D	

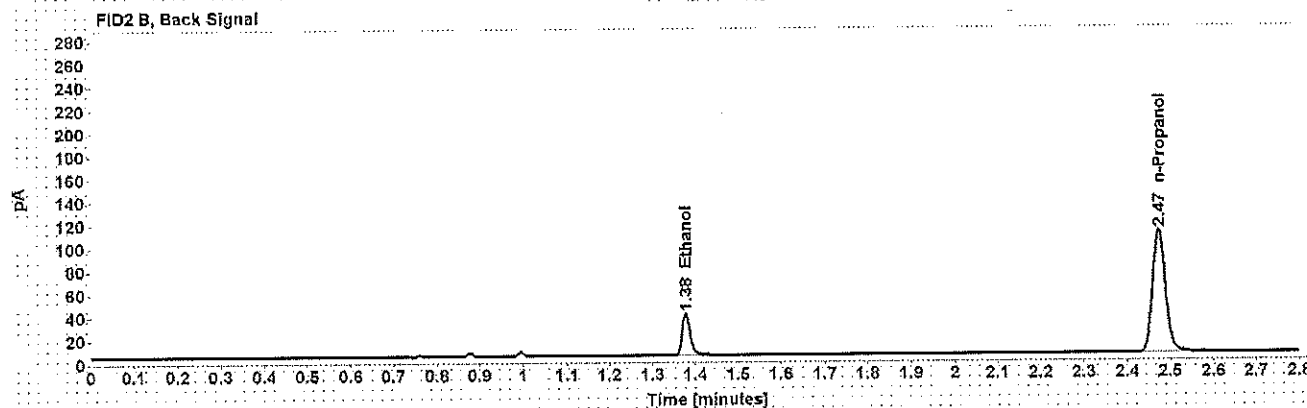
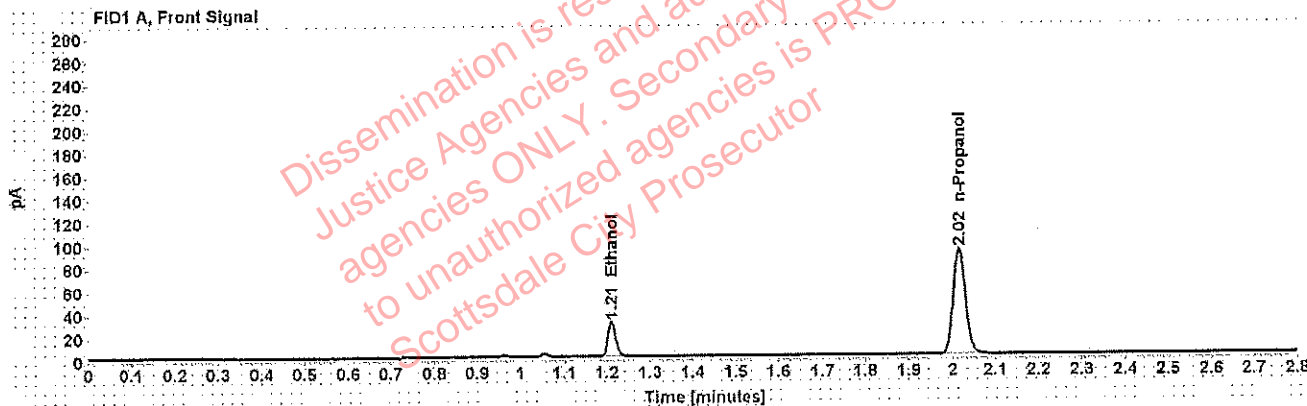


Table 1: FID 1 A (column DB-ALC1)

Compound	Amount (g/100mL)	Time (min)	Peak Area
>Ethanol	0.0597	1.211	38.369
n-Propanol	-----	2.016	182.686

Table 2: FID 2 B (column DB-ALC2)

Compound	Time (min)	Peak Area
Ethanol	1.378	46.854
n-Propanol	2.474	221.017

Scottsdale Police Department Crime Lab Volatiles Analysis

Sample: [REDACTED]	Item number: 1243075
Injection date: 11/27/2018 4:04:17 PM	Vial: 49
Method: ethanol quant.M	Sequence: 27Nov18
Instrument: US14173023 CN14160045	Analyst: Adrian
Data file: C:\Chem32\1\Data\27Nov18\49.D	

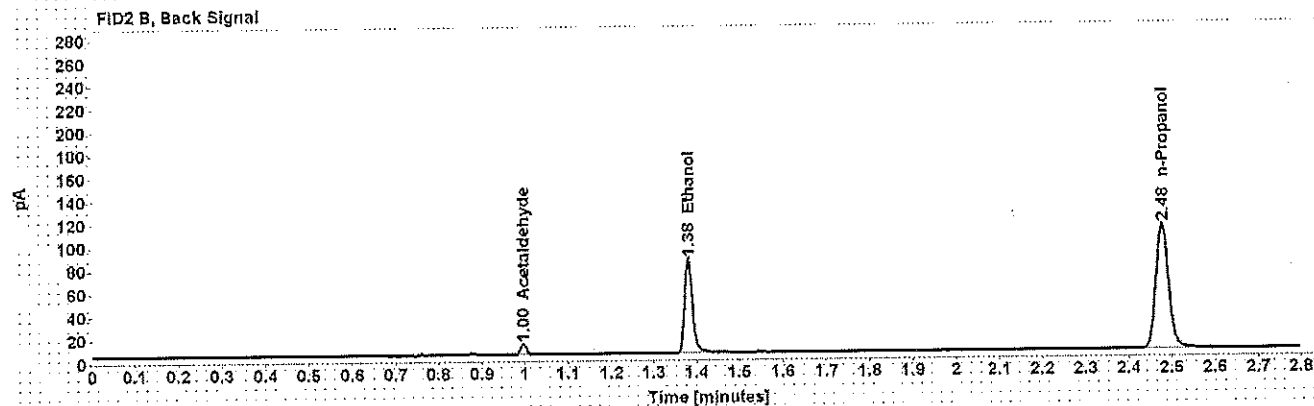
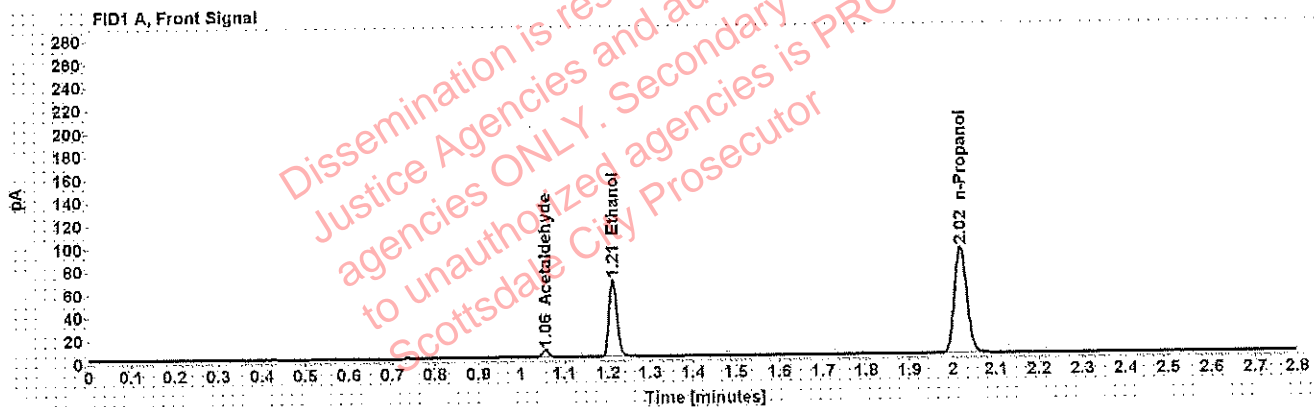


Table 1: FID 1 A (column DB-ALC1)

Compound	Amount (g/100mL)	Time (min)	Peak Area
Acetaldehyde	-----	1.056	6.389
>Ethanol	0.1311	1.212	85.954
n-Propanol	-----	2.018	184.615

Table 2: FID 2 B (column DB-ALC2)

Compound	Time (min)	Peak Area
Acetaldehyde	0.997	8.346
Ethanol	1.381	104.537
n-Propanol	2.478	224.228

Scottsdale Police Department Crime Lab Volatiles Analysis

Sample: [REDACTED]	Item number: 1243075
Injection date: 11/27/2018 4:08:18 PM	Vial: 50
Method: ethanol quant.M	Sequence: 27Nov18
Instrument: US14173023 CN14160045	Analyst: Adrian
Data file: C:\Chem32\1\Data\27Nov18\50.D	

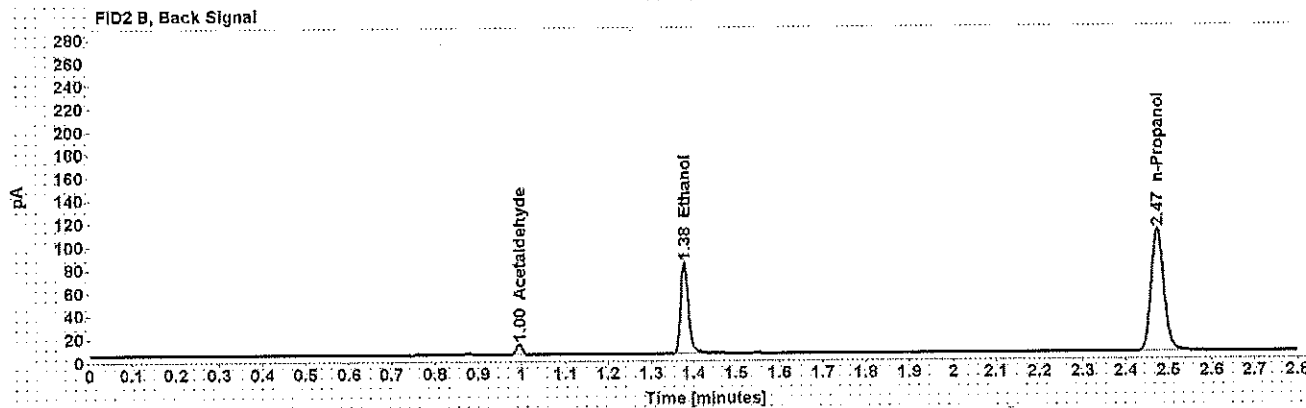
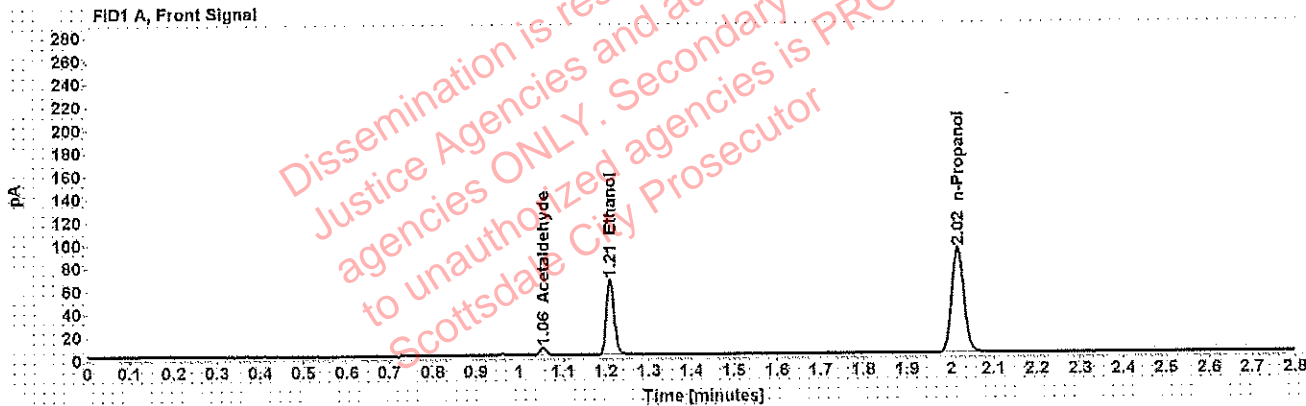


Table 1: FID 1 A (column DB-ALC1)

Compound	Amount (g/100mL)	Time (min)	Peak Area
Acetaldehyde	-----	1.055	6.458
>Ethanol	0.1289	1.210	83.034
n-Propanol	-----	2.016	181.448

Table 2: FID 2 B (column DB-ALC2)

Compound	Time (min)	Peak Area
Acetaldehyde	0.995	8.478
Ethanol	1.378	101.123
n-Propanol	2.474	219.829

Scottsdale Police Department Crime Lab Volatiles Analysis

Sample: [REDACTED]	Item number: 1242169
Injection date: 11/27/2018 4:12:18 PM	Vial: 51
Method: ethanol quant.M	Sequence: 27Nov18
Instrument: US14173023 CN14160045	Analyst: Adrian
Data file: C:\Chem32\1\Data\27Nov18\51.D	

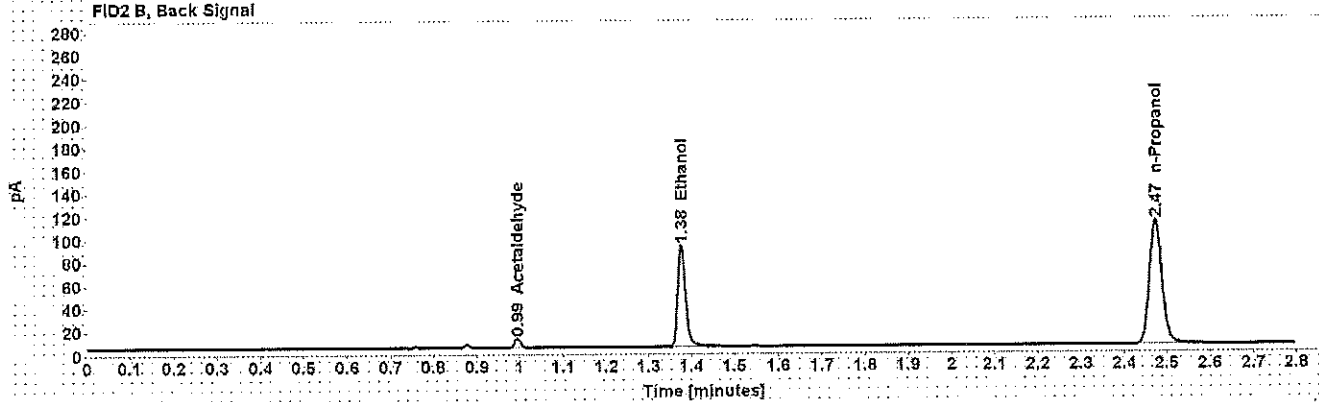
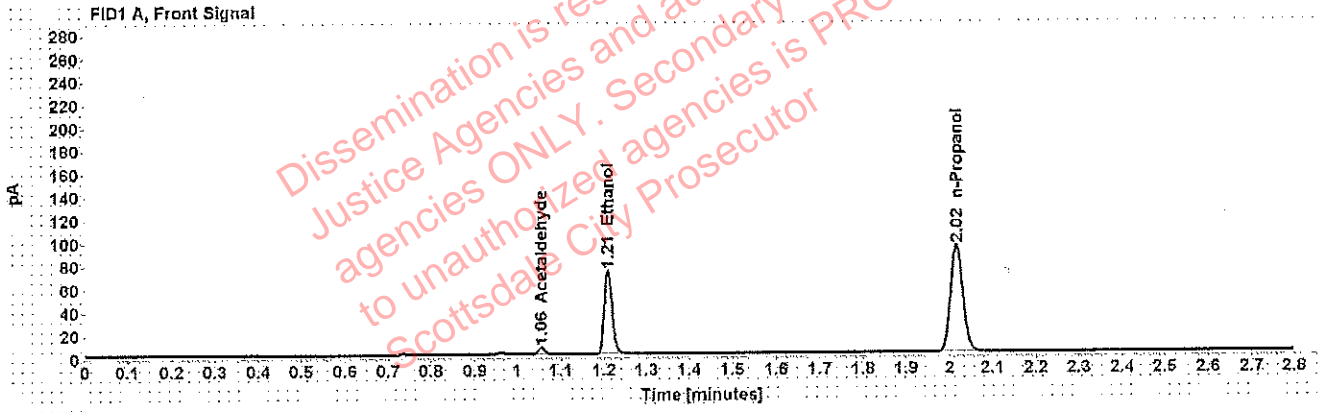


Table 1: FID 1 A (column DB-ALC1)

Compound	Amount (g/100mL)	Time (min)	Peak Area
Acetaldehyde	-----	1.055	5.962
>Ethanol	0.1403	1.210	92.111
n-Propanol	-----	2.016	184.831

Table 2: FID 2 B (column DB-ALC2)

Compound	Time (min)	Peak Area
Acetaldehyde	0.995	7.785
Ethanol	1.377	113.823
n-Propanol	2.474	224.440

Scottsdale Police Department Crime Lab Volatiles Analysis

Sample: [REDACTED]	Item number: 1242169
Injection date: 11/27/2018 4:16:17 PM	Vial: 52
Method: ethanol quant.M	Sequence: 27Nov18
Instrument: US14173023 CN14160045	Analyst: Adrian
Data file: C:\Chem32\1\Data\27Nov18\52.D	

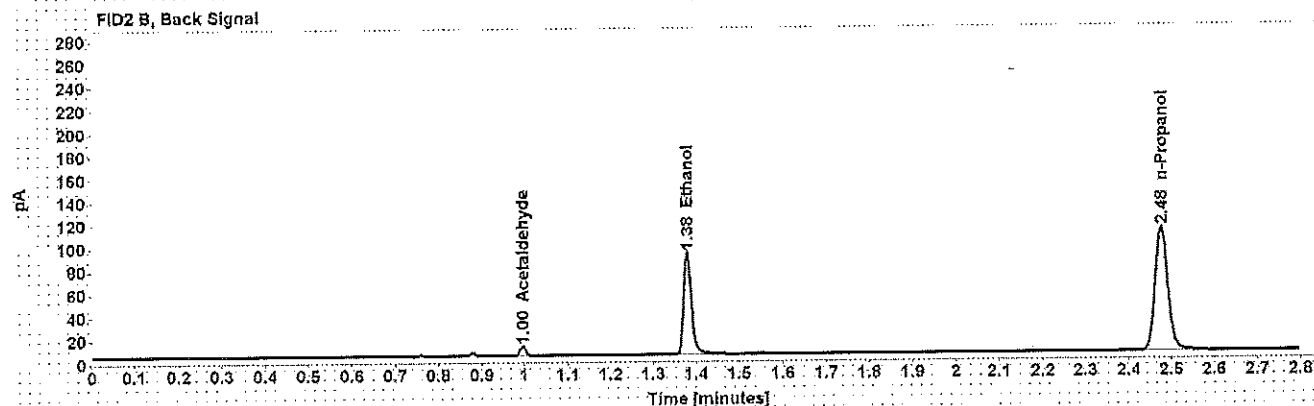
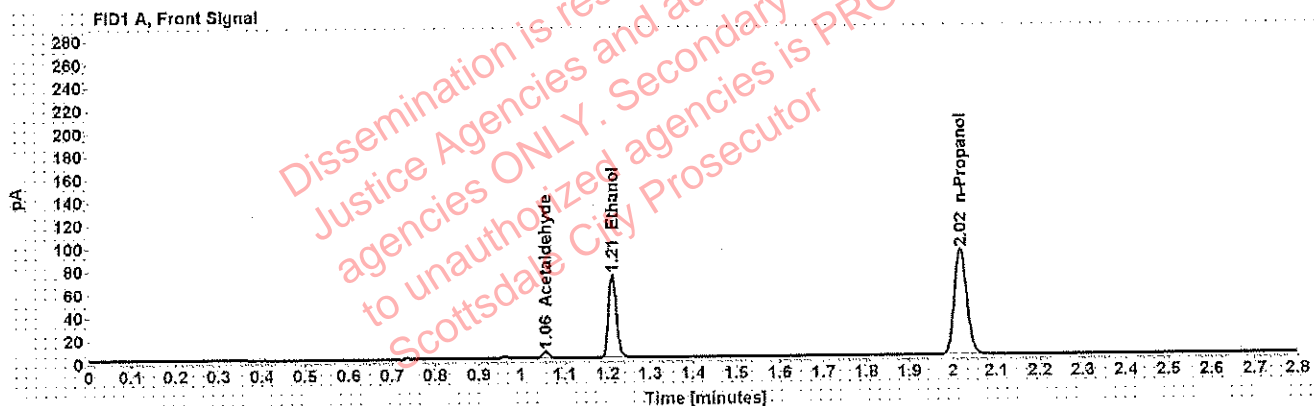


Table 1: FID 1 A (column DB-ALC1)

Compound	Amount (g/100mL)	Time (min)	Peak Area
Acetaldehyde	-----	1.056	5.840
>Ethanol	0.1420	1.211	92.621
n-Propanol	-----	2.017	183.594

Table 2: FID 2 B (column DB-ALC2)

Compound	Time (min)	Peak Area
Acetaldehyde	0.996	7.621
Ethanol	1.380	113.800
n-Propanol	2.476	222.539

Scottsdale Police Department Crime Lab Volatiles Analysis

Sample: [REDACTED]	Item number: 1242155
Injection date: 11/27/2018 4:24:18 PM	Vial: 54
Method: ethanol quant.M	Sequence: 27Nov18
Instrument: US14173023 CN14160045	Analyst: Adrian
Data file: C:\Chem32\1\Data\27Nov18\54.D	

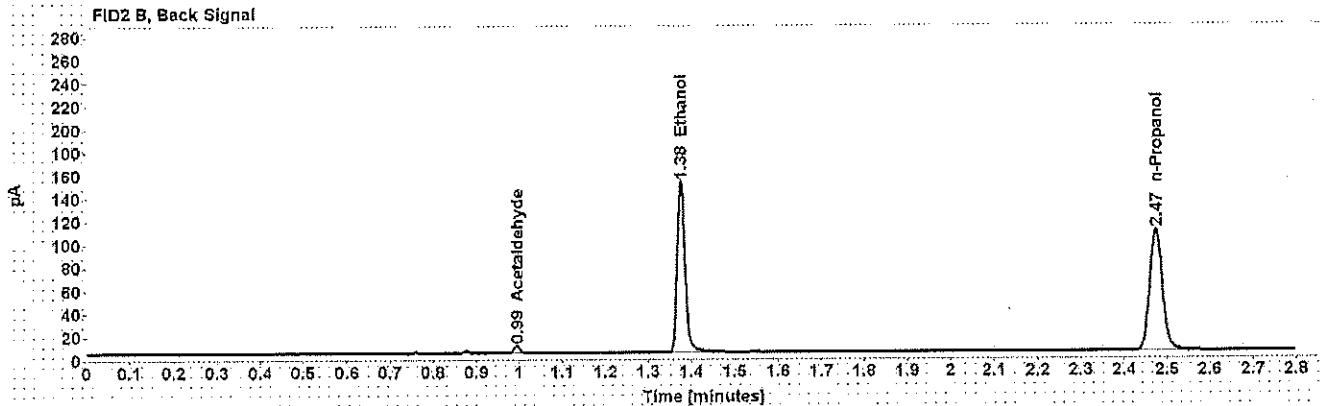
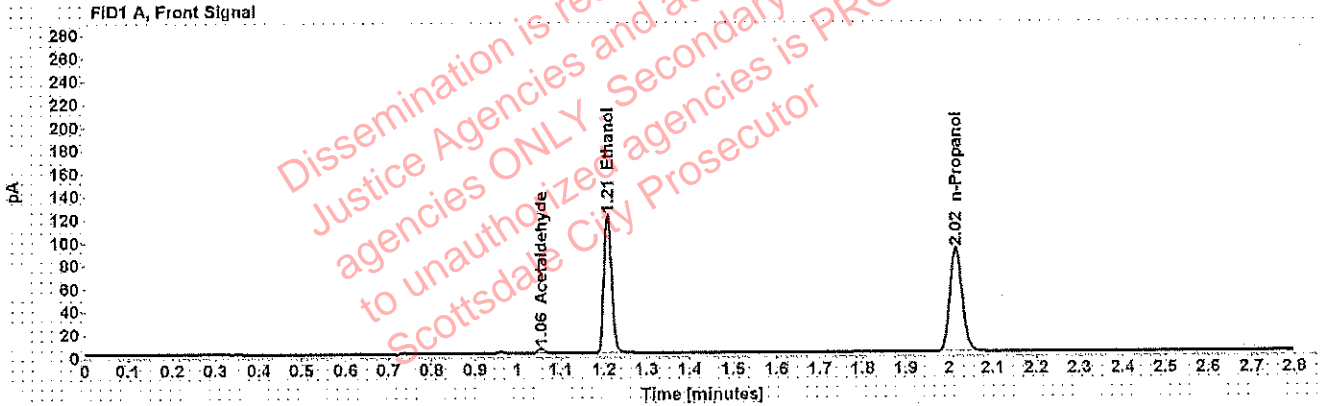


Table 1: FID 1 A (column DB-ALC1)

Compound	Amount (g/100mL)	Time (min)	Peak Area
Acetaldehyde	-----	1.055	4.568
>Ethanol	0.2363	1.209	152.922
n-Propanol	-----	2.016	180.095

Table 2: FID 2 B (column DB-ALC2)

Compound	Time (min)	Peak Area
Acetaldehyde	0.995	5.984
Ethanol	1.377	188.979
n-Propanol	2.474	218.185

Scottsdale Police Department Crime Lab Volatiles Analysis

Sample: [REDACTED]	Item number: 1242155
Injection date: 11/27/2018 4:28:33 PM	Vial: 55
Method: ethanol quant.M	Sequence: 27Nov18
Instrument: US14173023 CN14160045	Analyst: Adrian
Data file: C:\Chem32\1\Data\27Nov18\55.D	

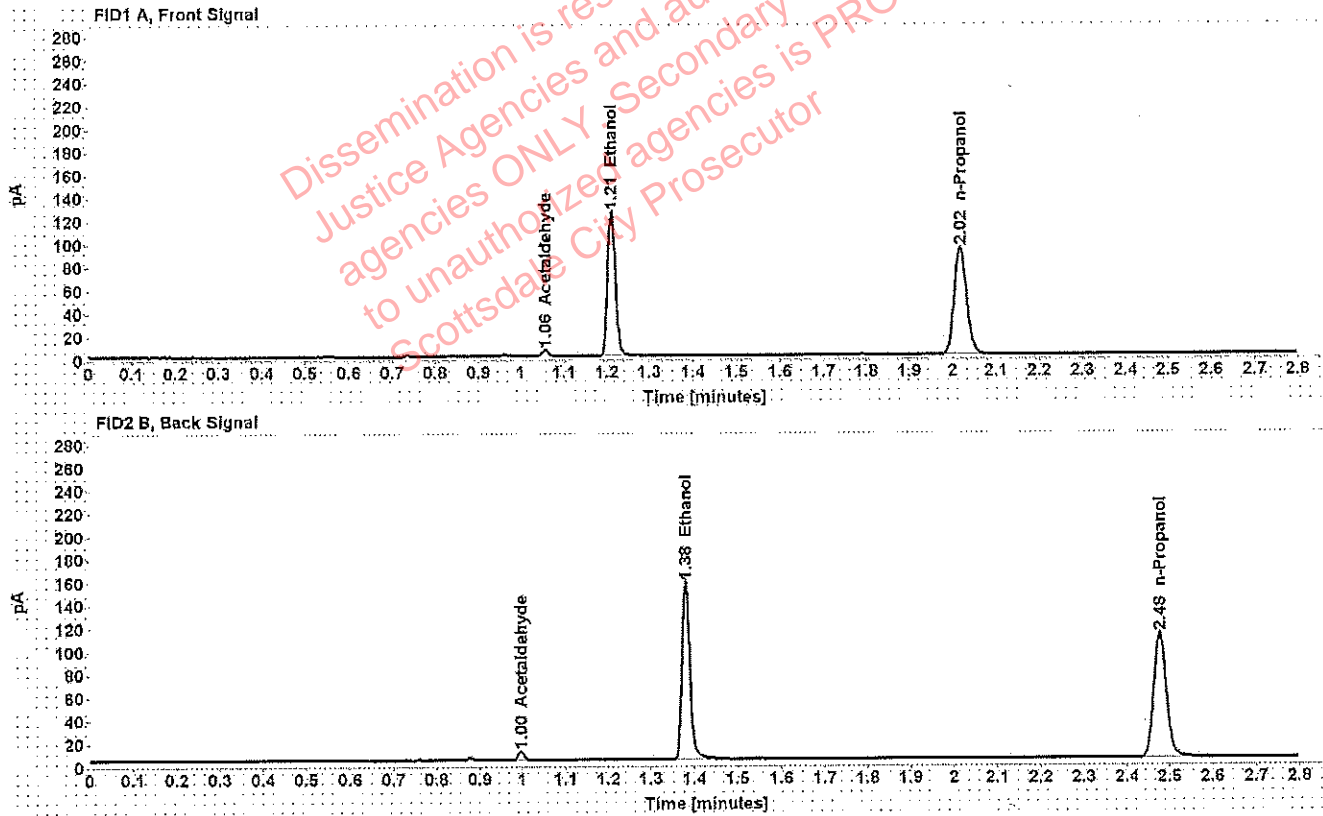


Table 1: FID 1 A (column DB-ALC1)

Compound	Amount (g/100mL)	Time (min)	Peak Area
Acetaldehyde	-----	1.056	5.283
>Ethanol	0.2443	1.211	160.741
n-Propanol	-----	2.018	184.597

Table 2: FID 2 B (column DB-ALC2)

Compound	Time (min)	Peak Area
Acetaldehyde	0.996	6.862
Ethanol	1.380	197.980
n-Propanol	2.477	224.056

Scottsdale Police Department Crime Lab Volatiles Analysis

Sample: [REDACTED]	Item number: 1242450
Injection date: 11/27/2018 4:32:32 PM	Vial: 56
Method: ethanol quant.M	Sequence: 27Nov18
Instrument: US14173023 CN14160045	Analyst: Adrian
Data file: C:\Chem32\1\Data\27Nov18\56.D	

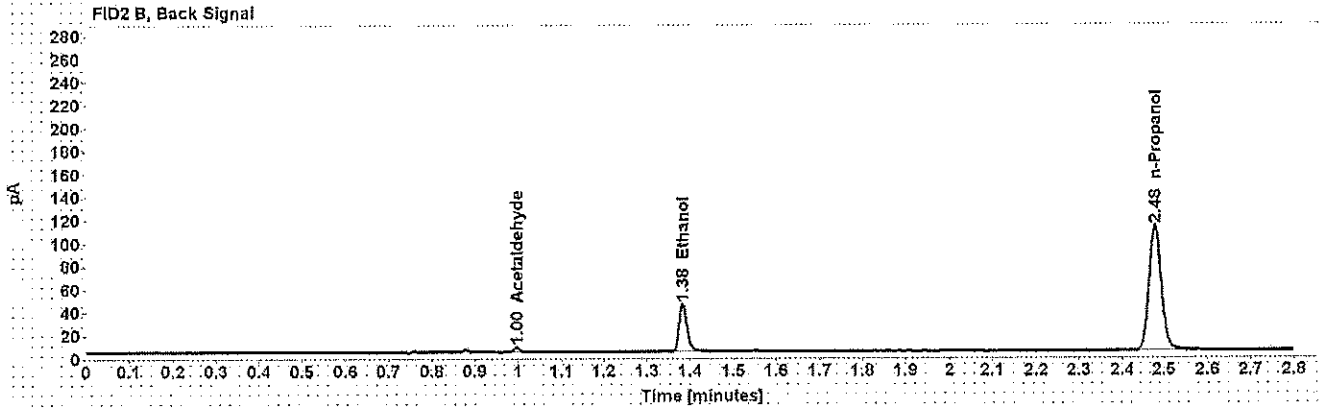
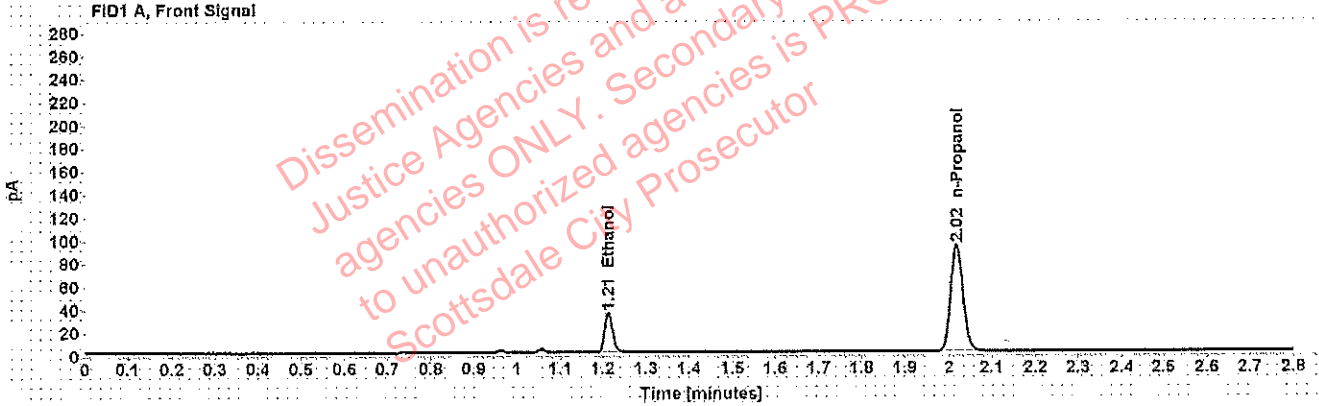


Table 1: FID 1 A (column DB-ALC1)

Compound	Amount (g/100mL)	Time (min)	Peak Area
>Ethanol	0.0675	1.213	43.940
n-Propanol	-----	2.019	184.642

Table 2: FID 2 B (column DB-ALC2)

Compound	Time (min)	Peak Area
Acetaldehyde	0.997	3.792
Ethanol	1.383	53.370
n-Propanol	2.479	223.469

Scottsdale Police Department Crime Lab Volatiles Analysis

Sample: [REDACTED]	Item number: 1242450
Injection date: 11/27/2018 4:36:32 PM	Vial: 57
Method: ethanol quant.M	Sequence: 27Nov18
Instrument: US14173023 CN14160045	Analyst: Adrian
Data file: C:\Chem32\1\Data\27Nov18\57.D	

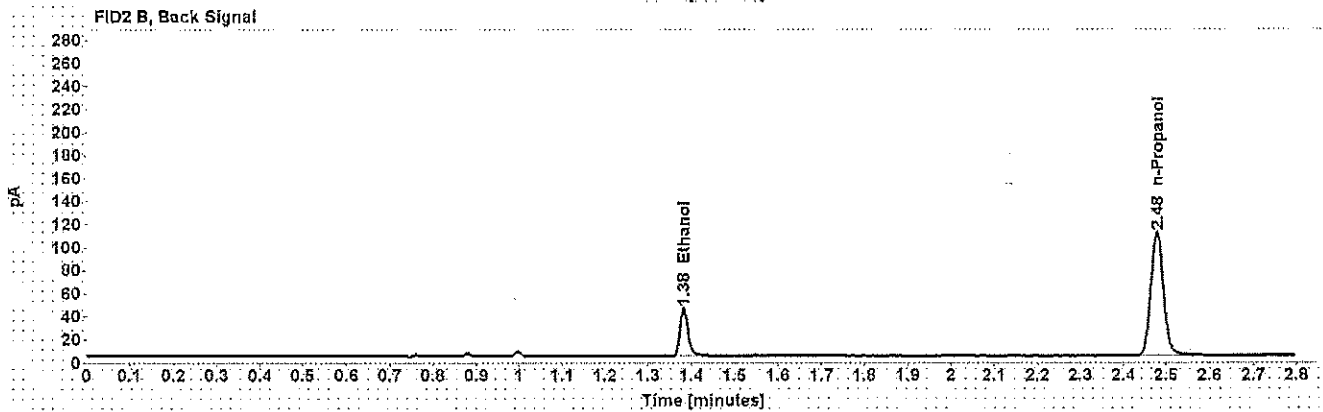
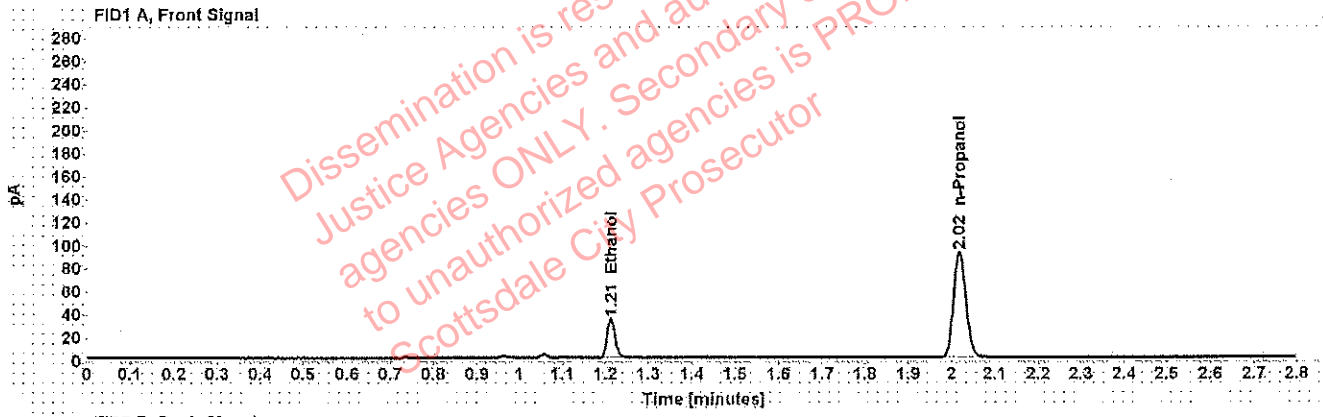


Table 1: FID 1 A (column DB-ALC1)

Compound	Amount (g/100mL)	Time (min)	Peak Area
>Ethanol	0.0675	1.213	43.576
n-Propanol	-----	2.018	183.169

Table 2: FID 2 B (column DB-ALC2)

Compound	Time (min)	Peak Area
Ethanol	1.383	52.785
n-Propanol	2.478	222.486

Scottsdale Police Department Crime Lab Volatiles Analysis

Sample: [REDACTED]	Item number: 1243090
Injection date: 11/27/2018 4:40:33 PM	Vial: 58
Method: ethanol quant.M	Sequence: 27Nov18
Instrument: US14173023 CN14160045	Analyst: Adrian
Data file: C:\Chem32\1\Data\27Nov18\58.D	

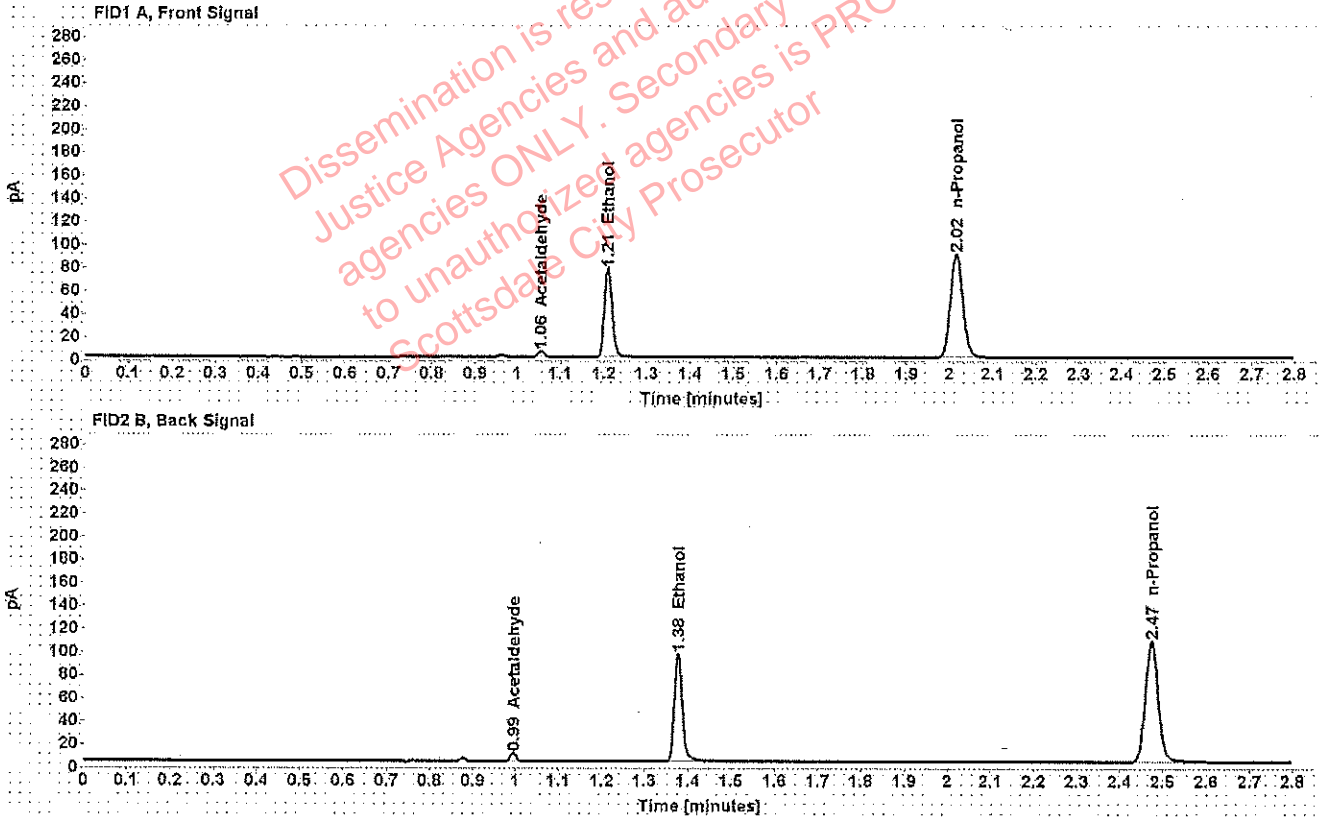


Table 1: FID 1 A (column DB-ALC1)

Compound	Amount (g/100mL)	Time (min)	Peak Area
Acetaldehyde	-----	1.055	5.069
>Ethanol	0.1537	1.210	97.700
n-Propanol	-----	2.016	178.806

Table 2: FID 2 B (column DB-ALC2)

Compound	Time (min)	Peak Area
Acetaldehyde	0.995	6.619
Ethanol	1.377	121.872
n-Propanol	2.474	216.268

Scottsdale Police Department Crime Lab Volatiles Analysis

Sample: [REDACTED]	Item number: 1243090
Injection date: 11/27/2018 4:44:32 PM	Vial: 59
Method: ethanol quant.M	Sequence: 27Nov18
Instrument: US14173023 CN14160045	Analyst: Adrian
Data file: C:\Chem32\1\Data\27Nov18\59.D	

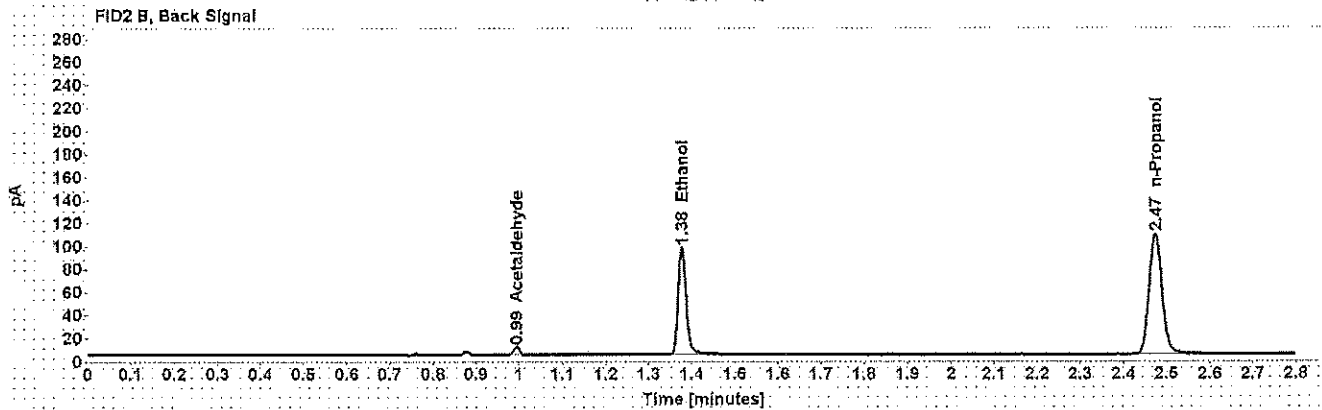
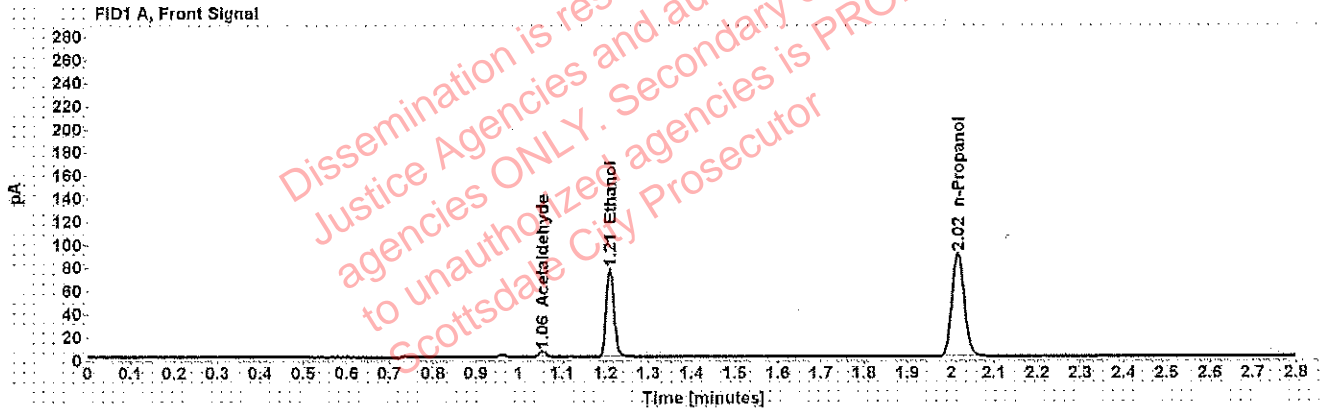


Table 1: FID 1 A (column DB-ALC1)

Compound	Amount (g/100mL)	Time (min)	Peak Area
Acetaldehyde	-----	1.055	5.030
>Ethanol	0.1531	1.209	97.441
n-Propanol	-----	2.016	179.098

Table 2: FID 2 B (column DB-ALC2)

Compound	Time (min)	Peak Area
Acetaldehyde	0.995	6.633
Ethanol	1.377	121.603
n-Propanol	2.474	216.695

Scottsdale Police Department Crime Lab Volatiles Analysis

Sample: [REDACTED]	Item number: 1242187
Injection date: 11/27/2018 4:48:32 PM	Vial: 60
Method: ethanol quant.M	Sequence: 27Nov18
Instrument: US14173023 CN14160045	Analyst: Adrian
Data file: C:\Chem32\11\Data\27Nov18\60.D	

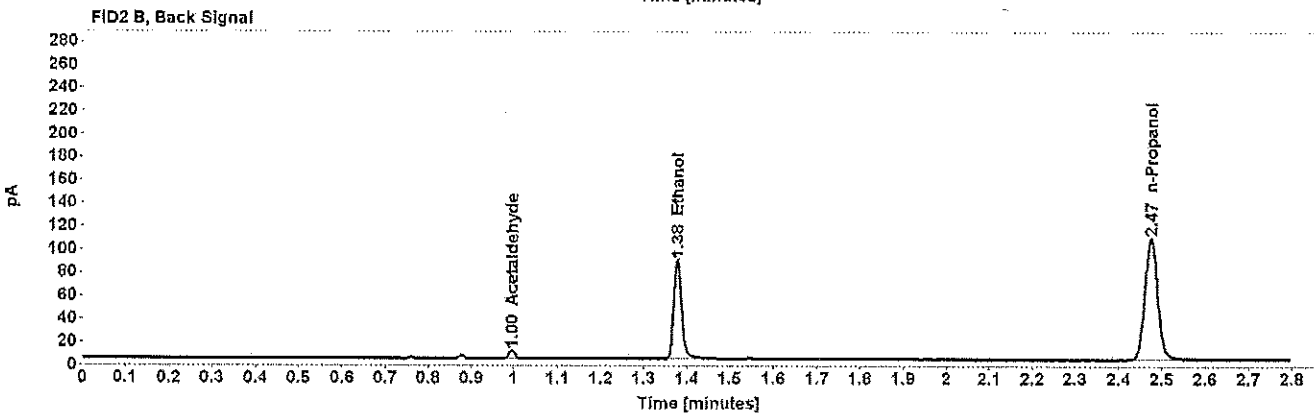
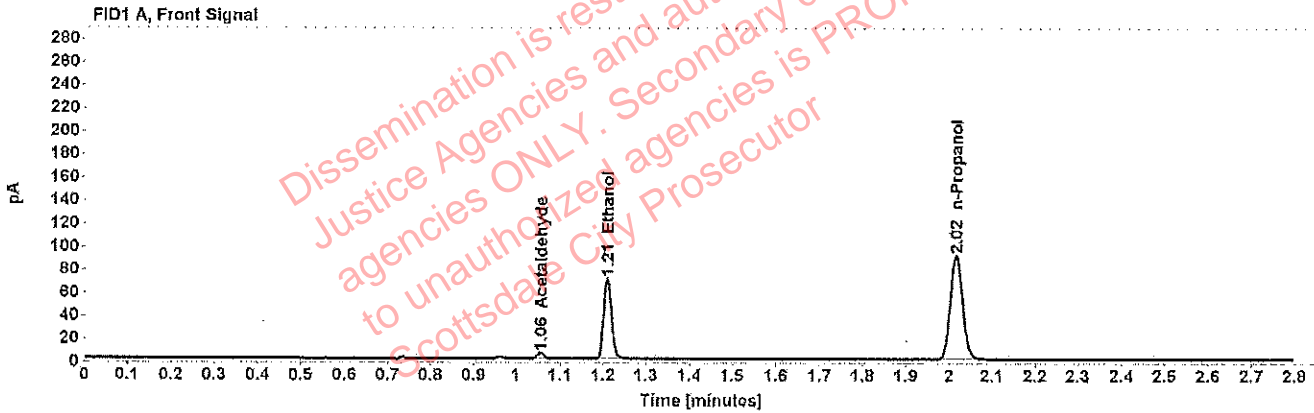


Table 1: FID 1 A (column DB-ALC1)

Compound	Amount (g/100mL)	Time (min)	Peak Area
Acetaldehyde	-----	1.055	5.168
>Ethanol	0.1394	1.210	89.344
n-Propanol	-----	2.016	180.402

Table 2: FID 2 B (column DB-ALC2)

Compound	Time (min)	Peak Area
Acetaldehyde	0.995	6.782
Ethanol	1.378	110.355
n-Propanol	2.474	218.512

Scottsdale Police Department Crime Lab Volatiles Analysis

Sample: [REDACTED]	Item number: 1242187
Injection date: 11/27/2018 4:52:48 PM	Vial: 61
Method: ethanol quant.M	Sequence: 27Nov18
Instrument: US14173023 CN14160045	Analyst: Adrian
Data file: C:\Chem32\1\Data\27Nov18\61.D	

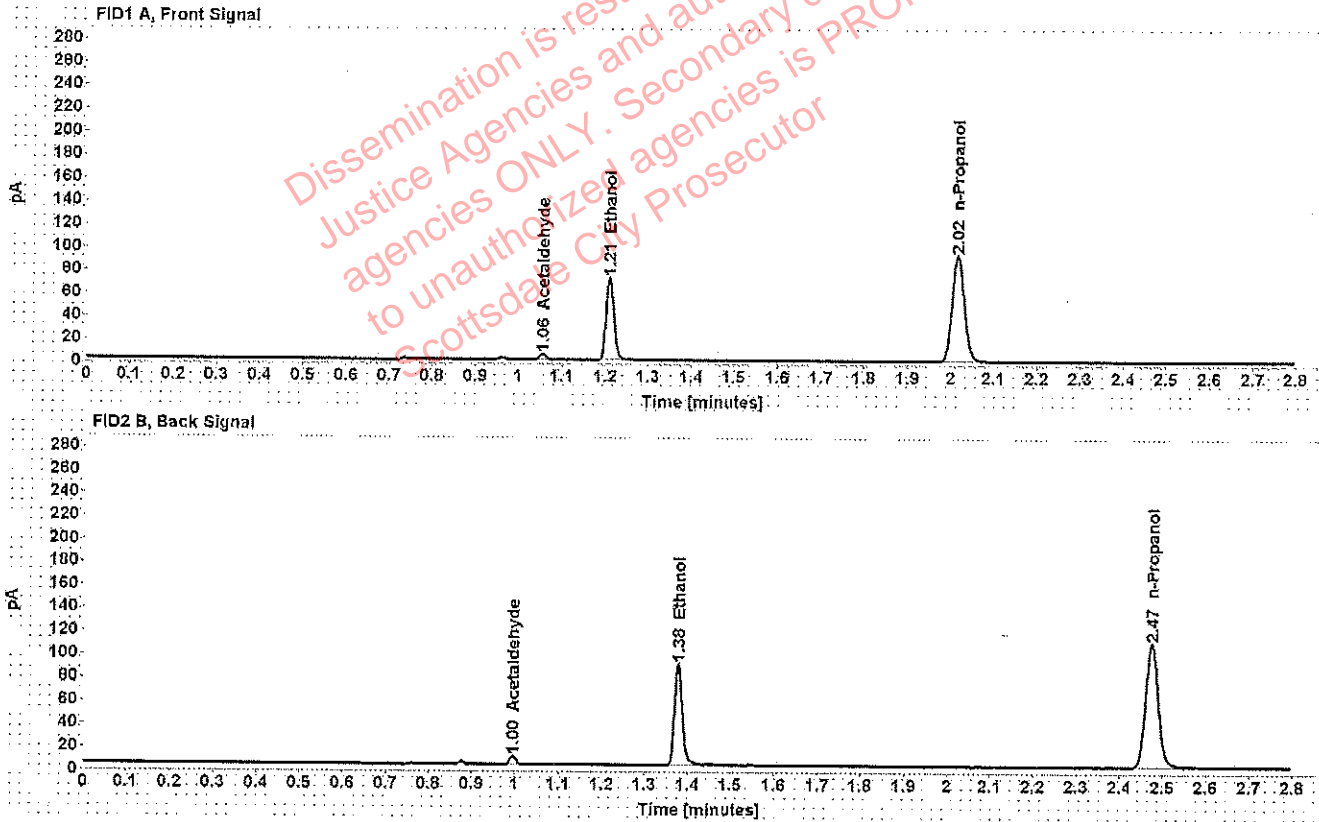


Table 1: FID 1 A (column DB-ALC1)

Compound	Amount (g/100mL)	Time (min)	Peak Area
Acetaldehyde	-----	1.055	5.126
>Ethanol	0.1397	1.210	91.329
n-Propanol	-----	2.016	184.080

Table 2: FID 2 B (column DB-ALC2)

Compound	Time (min)	Peak Area
Acetaldehyde	0.995	6.739
Ethanol	1.378	112.068
n-Propanol	2.475	223.247