

# SCOTTSDALE POLICE DEPARTMENT CRIME LABORATORY BLOOD ALCOHOL FACE SHEET

ANALYSIS DATE 12/28/2018 SEQUENCE NAME 28Dec18

**EQUIPMENT**

Pipettor  Hamilton ML600EH7497  Hamilton ML600GJ10749  
 Gas Chromatograph  Agilent US14173023

**INSTRUMENT CALIBRATION**

Vial 1 0.02 calibrator Lot FN03241604 Coefficient of determination (r<sup>2</sup>)  
 Vial 2 0.10 calibrator Lot FN06181501 0.99999  
 Vial 3 0.20 calibrator Lot FN07201502  
 Vial 4 0.40 calibrator Lot FN11191402

**CALIBRATION VERIFICATION AND RESOLUTION TEST**

Vial	Sample	Expected result	Measured result	Manufacturer/lot
5	Blank	Not detected	Not detected	SPD lab 081418
6	Volatiles mixture	6 compounds	6 compounds	SPD lab 020917WLA
7	Aqueous control	0.400 g/dL	0.399 g/dL	Lipomed 08012015-C
8	Aqueous control	0.040 g/dL	0.039 g/dL	Lipomed 09022015-A
9	Blood control	0.198 g/dL	0.200 g/dL	ACQ 407041529/13
20	Aqueous control	0.080 g/dL	0.080 g/dL	Lipomed 28082014-B
31	Aqueous control	0.150 g/dL	0.151 g/dL	Lipomed 09022015-C
42	Blood control	0.198 g/dL	0.198 g/dL	ACQ 407041529/13
53	Aqueous control	0.080 g/dL	0.080 g/dL	Lipomed 28082014-B
64	Aqueous control	0.150 g/dL	0.151 g/dL	Lipomed 09022015-C
71	Aqueous control	0.400 g/dL	0.405 g/dL	Lipomed 08012015-C
72	Aqueous control	0.040 g/dL	0.040 g/dL	Lipomed 09022015-A
73	Blood control	0.198 g/dL	0.201 g/dL	ACQ 407041529/13
74	Blank	Not detected	Not detected	SPD lab 081418

**SUBJECT SAMPLES**

Subjects in the sequence 28 Subjects requiring reanalysis 0

**ADDITIONAL NOTES:** All testing proceeded as expected with exception that on DR 18-08216 item "1210283" was incorrectly transcribed as "1010283" in sequence.

Run valid  [Signature] Run valid  WA B1570 1/7/19  
 Run invalid  81466 1/7/19 Run invalid   
 Analyst Technical Reviewer



# Scottsdale Police Department Crime Laboratory Sequence Quality Assurance Summary

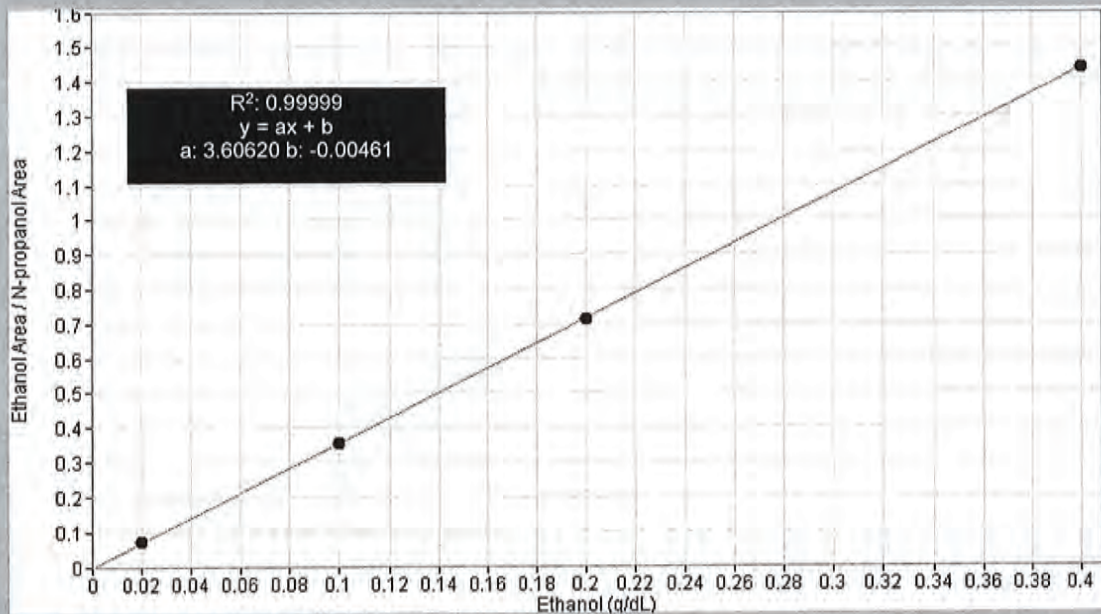
SEQUENCE NAME: 28Dec18

ANALYST: Raines

Sample Name	Vial	Measured Value (g/dL)	Expected Value (g/dL)	Percent Difference	Absolute Difference (g/dL)
blank 081418	5	negative	negative	-	-
0.400 08012015-C	7	0.399	0.400	0.25	-0.001
0.040 09022015-A	8	0.039	0.040	2.50	-0.001
0.198 407041529/13	9	0.200	0.198	1.01	0.002
0.080 28082014-B	20	0.080	0.080	0.00	0.000
0.150 09022015-C	31	0.151	0.150	0.67	0.001
0.198 407041529/13	42	0.198	0.198	0.00	0.000
0.080 28082014-B	53	0.080	0.080	0.00	0.000
0.150 09022015-C	64	0.151	0.150	0.67	0.001
0.40 08012015-C	71	0.405	0.400	1.25	0.005
0.04 09022015-A	72	0.040	0.040	0.00	0.000
0.198 407041529/13	73	0.201	0.198	1.52	0.003
blank 081418	74	negative	negative	-	-

Calibrator	Ethanol Area	N-propanol Area	Ratio
0.020	12.361	176.495	0.070
0.100	61.456	173.615	0.354
0.200	120.870	169.076	0.715
0.400	247.345	171.872	1.439

### Calibration Line



# Scottsdale Police Department Crime Lab Volatiles Analysis

<b>Sample:</b> 0.020 FN03241604	<b>Item number:</b>
<b>Injection date:</b> 12/28/2018 2:36:34 PM	<b>Vial:</b> 1
<b>Method:</b> ethanol quant.M	<b>Sequence:</b> 28Dec18
<b>Instrument:</b> US14173023 CN14160045	<b>Analyst:</b> Raines <i>MR</i>
<b>Data file:</b> C:\Chem32\1\Data\28Dec18\28Dec18\1.D	

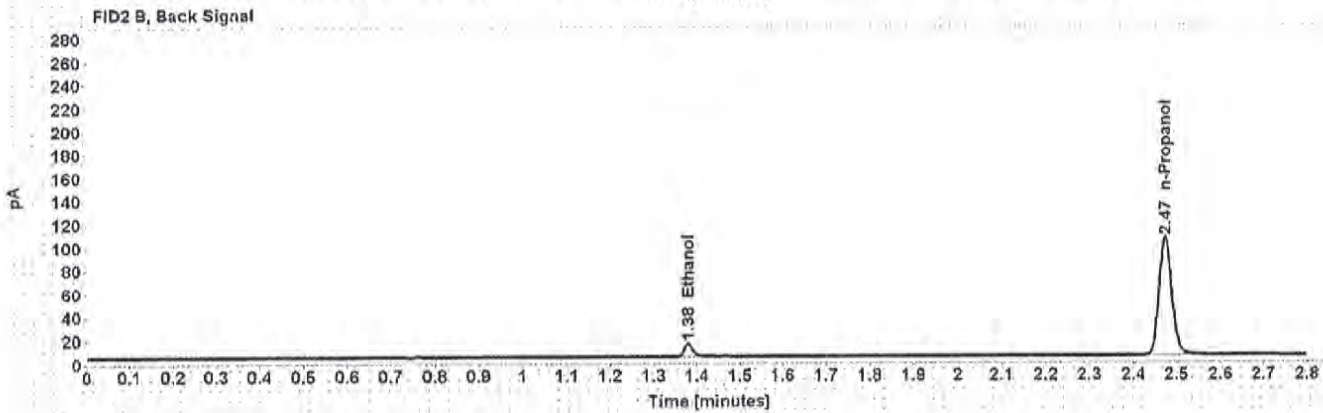
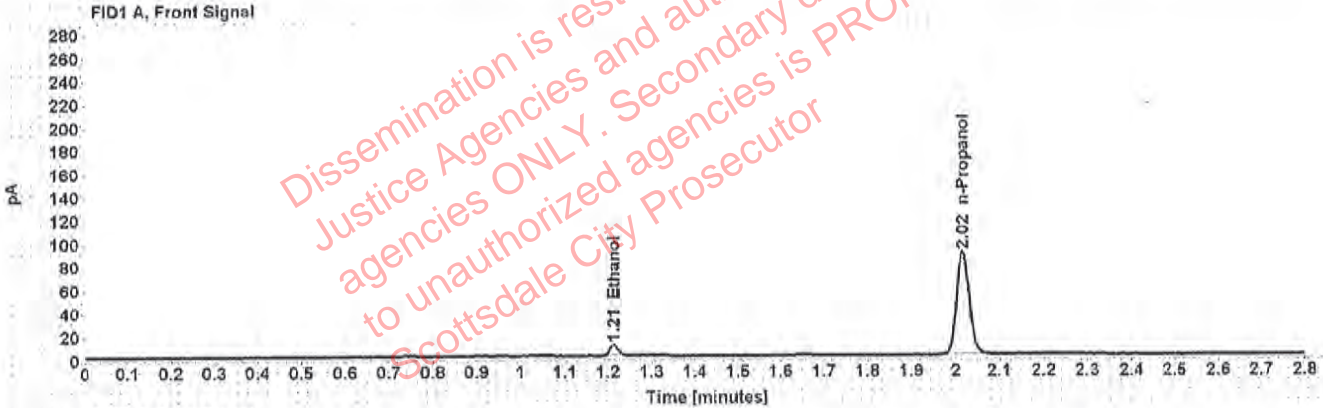


Table 1: FID 1 A (column DB-ALC1)

Compound	Time (min)	Peak Area
Ethanol	1.213	12.361
n-Propanol	2.016	176.495

Table 2: FID 2 B (column DB-ALC2)

Compound	Time (min)	Peak Area
Ethanol	1.379	14.865
n-Propanol	2.474	209.154



# Scottsdale Police Department Crime Lab Volatiles Analysis

<b>Sample:</b> 0.100 FN06181501	<b>Item number:</b>
<b>Injection date:</b> 12/28/2018 2:40:34 PM	<b>Vial:</b> 2
<b>Method:</b> ethanol quant.M	<b>Sequence:</b> 28Dec18
<b>Instrument:</b> US14173023 CN14160045	<b>Analyst:</b> Raines <i>[Signature]</i>
<b>Data file:</b> C:\Chem32\1\Data\28Dec18\28Dec18\2.D	

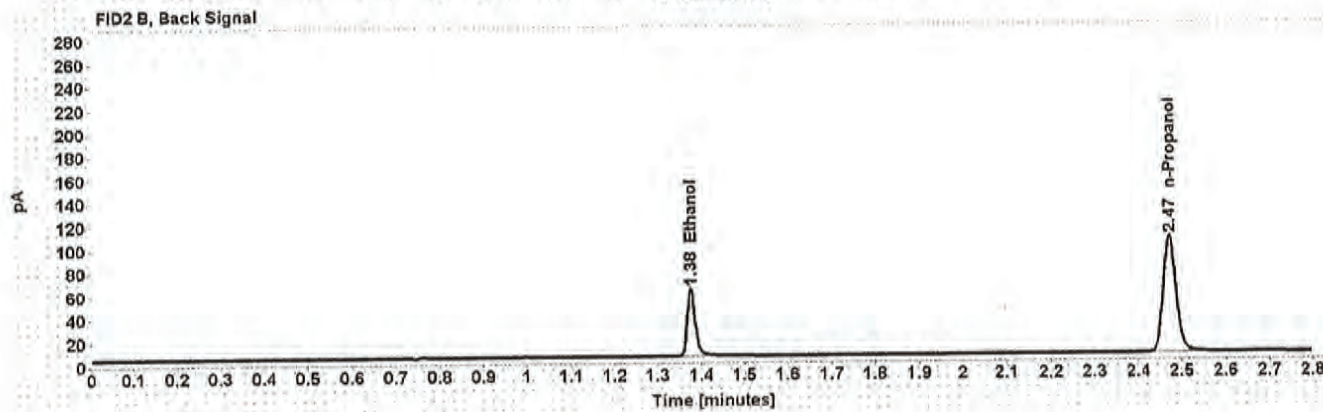
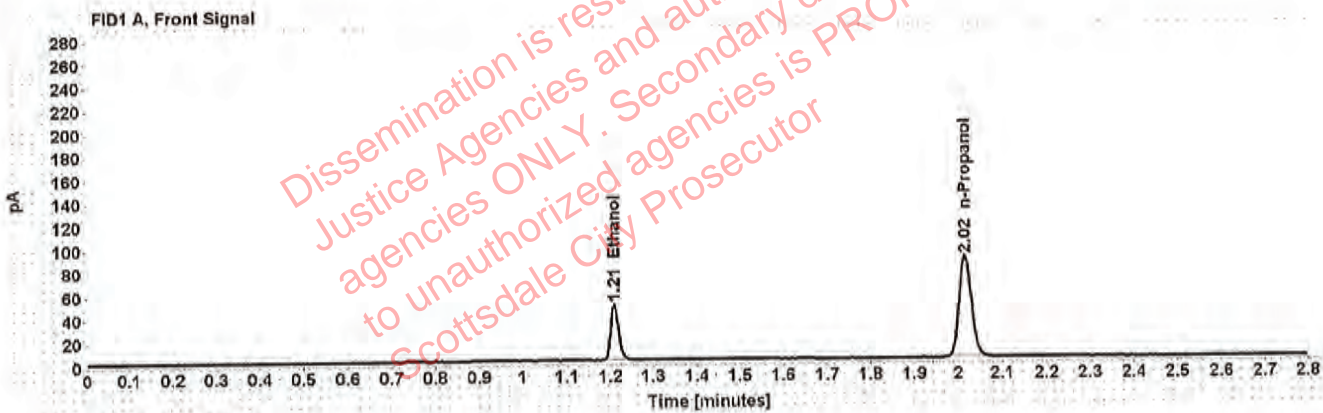


Table 1: FID 1 A (column DB-ALC1)

Compound	Time (min)	Peak Area
Ethanol	1.210	61.456
n-Propanol	2.015	173.615

Table 2: FID 2 B (column DB-ALC2)

Compound	Time (min)	Peak Area
Ethanol	1.376	74.620
n-Propanol	2.473	206.910



# Scottsdale Police Department Crime Lab Volatiles Analysis

<b>Sample:</b> 0.200 FN07201502	<b>Item number:</b>
<b>Injection date:</b> 12/28/2018 2:44:34 PM	<b>Vial:</b> 3
<b>Method:</b> ethanol quant.M	<b>Sequence:</b> 28Dec18
<b>Instrument:</b> US14173023 CN14160045	<b>Analyst:</b> Raines <i>[Signature]</i>
<b>Data file:</b> C:\Chem32\1\Data\28Dec18\28Dec18\3.D	

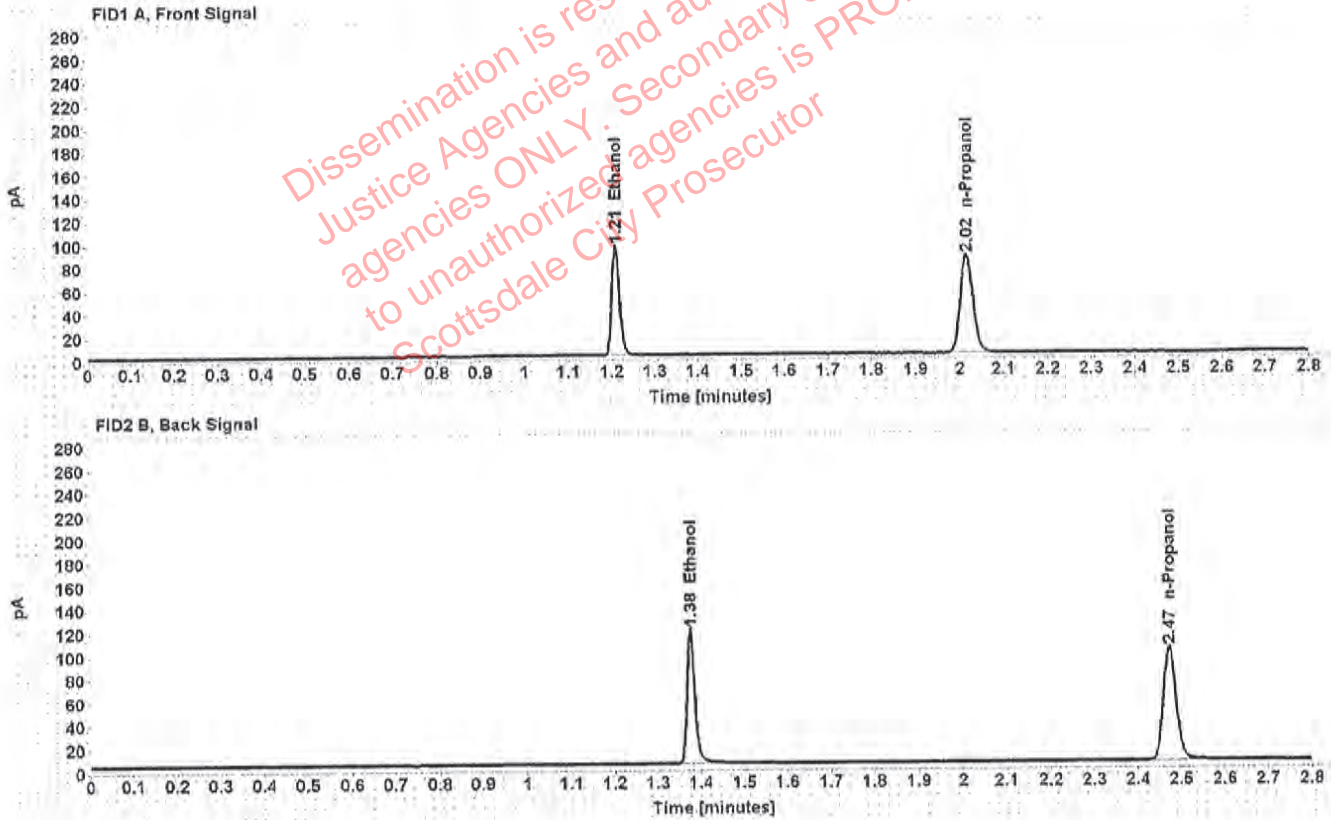


Table 1: FID 1 A (column DB-ALC1)

Compound	Time (min)	Peak Area
Ethanol	1.209	120.870
n-Propanol	2.016	169.076

Table 2: FID 2 B (column DB-ALC2)

Compound	Time (min)	Peak Area
Ethanol	1.376	148.316
n-Propanol	2.473	202.009

# Scottsdale Police Department Crime Lab Volatiles Analysis

<b>Sample:</b> 0.400 FN11191402	<b>Item number:</b>
<b>Injection date:</b> 12/28/2018 2:48:34 PM	<b>Vial:</b> 4
<b>Method:</b> ethanol quant.M	<b>Sequence:</b> 28Dec18
<b>Instrument:</b> US14173023 CN14160045	<b>Analyst:</b> Raines <i>HR</i>
<b>Data file:</b> C:\Chem32\1\Data\28Dec18\28Dec18V4.D	

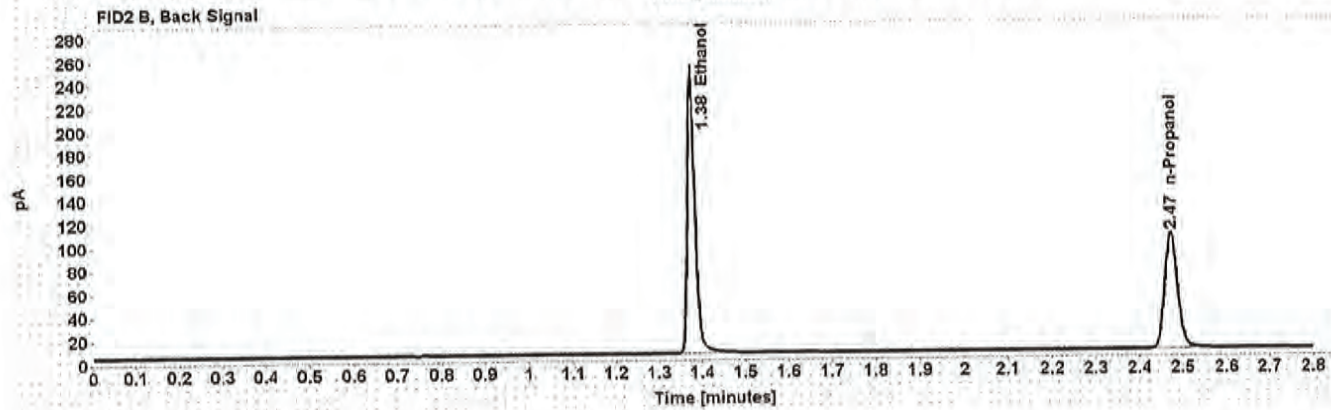
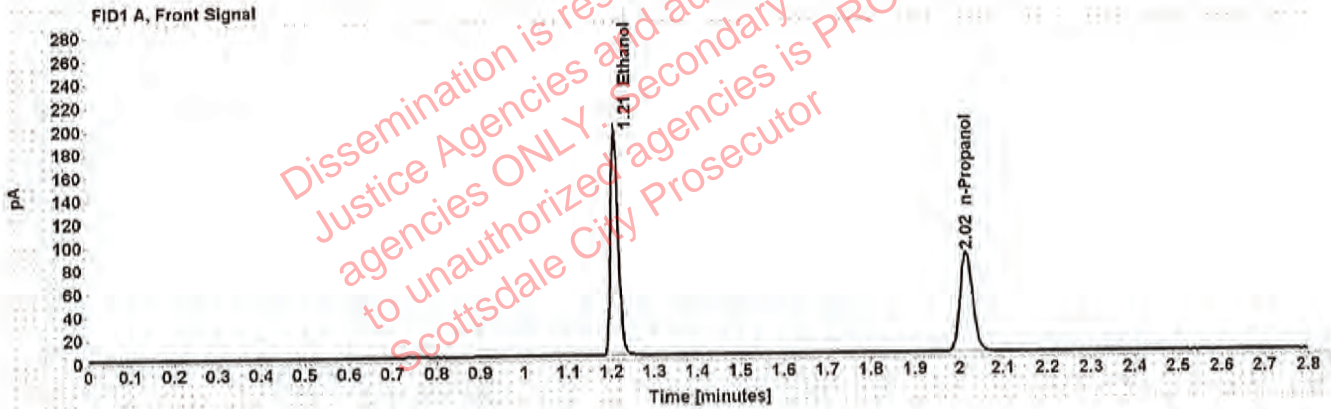


Table 1: FID 1 A (column DB-ALC1)

Compound	Time (min)	Peak Area
Ethanol	1.209	247.345
n-Propanol	2.016	171.872

Table 2: FID 2 B (column DB-ALC2)

Compound	Time (min)	Peak Area
Ethanol	1.377	305.043
n-Propanol	2.473	206.156



# Scottsdale Police Department Crime Lab Volatiles Analysis

<b>Sample:</b> blank 081418	<b>Item number:</b>
<b>Injection date:</b> 12/28/2018 2:52:34 PM	<b>Vial:</b> 5
<b>Method:</b> ethanol quant.M	<b>Sequence:</b> 28Dec18
<b>Instrument:</b> US14173023 CN14160045	<b>Analyst:</b> Raines <i>[Signature]</i>
<b>Data file:</b> C:\Chem32\1\Data\28Dec18\28Dec18\5.D	

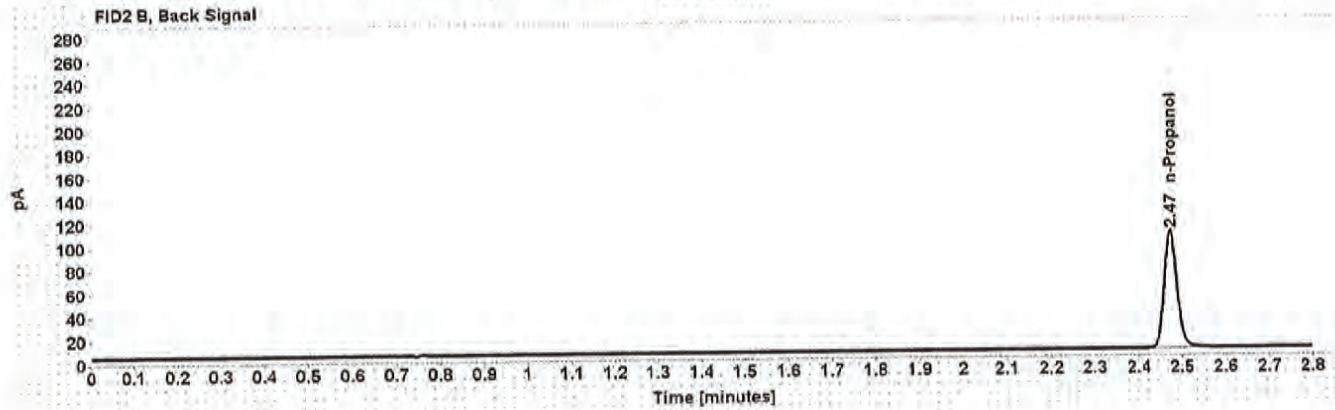
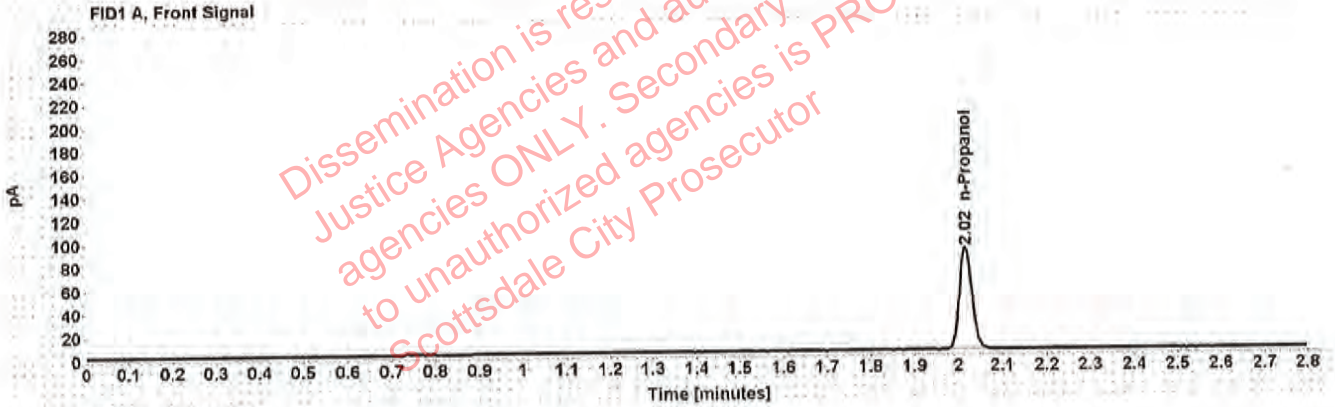


Table 1: FID 1 A (column DB-ALC1)

Compound	Amount (g/100mL)	Time (min)	Peak Area
n-Propanol	-----	2.016	174.827

Table 2: FID 2 B (column DB-ALC2)

Compound	Time (min)	Peak Area
n-Propanol	2.473	208.574

# Scottsdale Police Department Crime Lab Volatiles Analysis

<b>Sample:</b> volatiles mix 020917	<b>Item number:</b>
<b>Injection date:</b> 12/28/2018 2:56:34 PM	<b>Vial:</b> 6
<b>Method:</b> ethanol quant.M	<b>Sequence:</b> 28Dec18
<b>Instrument:</b> US14173023 CN14160045	<b>Analyst:</b> Raines <span style="float: right; color: blue;">[Signature]</span>
<b>Data file:</b> C:\Chem32\1\Data\28Dec18\28Dec18\6.D	

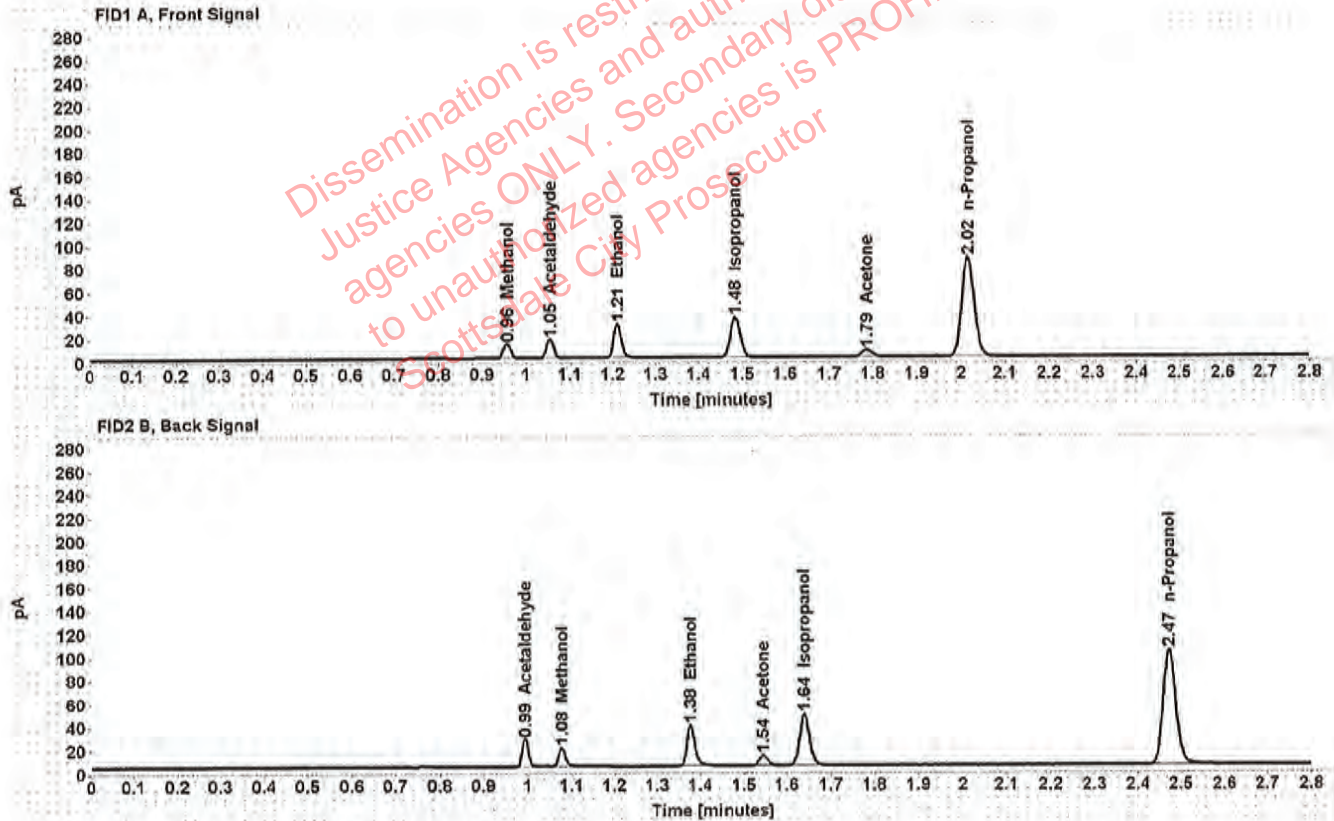


Table 1: FID 1 A (column DB-ALC1)

Compound	Amount (g/100mL)	Time (min)	Peak Area
Methanol	-----	0.957	14.133
Acetaldehyde	-----	1.055	17.808
>Ethanol	0.0625	1.210	37.777
Isopropanol	-----	1.484	55.505
Acetone	-----	1.786	10.397
n-Propanol	-----	2.016	170.993

Table 2: FID 2 B (column DB-ALC2)

Compound	Time (min)	Peak Area
Acetaldehyde	0.994	23.058
Methanol	1.078	17.762
Ethanol	1.377	45.704
Acetone	1.545	12.091
Isopropanol	1.640	68.578
n-Propanol	2.473	204.825



# Scottsdale Police Department Crime Lab Volatiles Analysis

<b>Sample:</b> 0.400 08012015-C	<b>Item number:</b>
<b>Injection date:</b> 12/28/2018 3:00:50 PM	<b>Vial:</b> 7
<b>Method:</b> ethanol quant.M	<b>Sequence:</b> 28Dec18
<b>Instrument:</b> US14173023 CN14160045	<b>Analyst:</b> Raines <i>[Signature]</i>
<b>Data file:</b> C:\Chem32\1\Data\28Dec18\28Dec18\7.D	

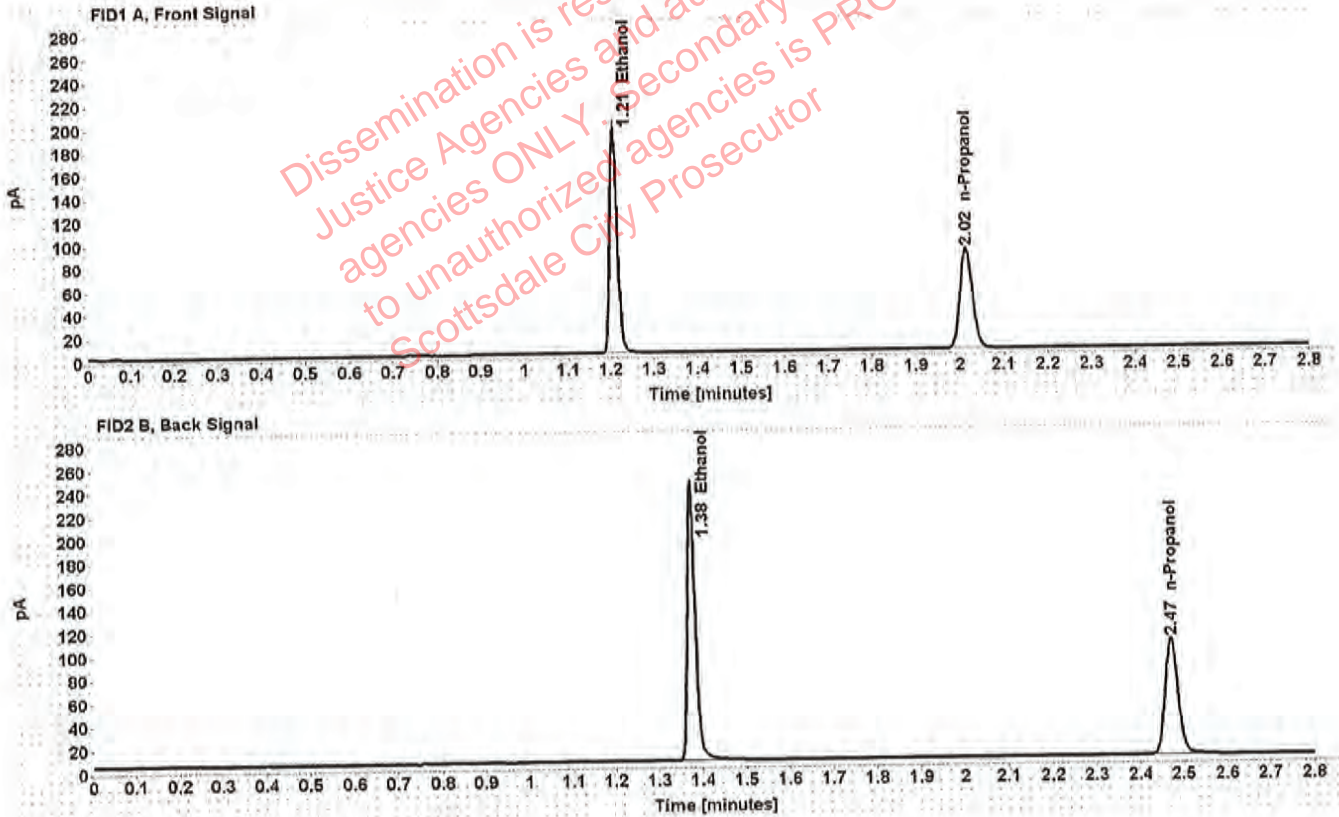


Table 1: FID 1 A (column DB-ALC1)

Compound	Amount (g/100mL)	Time (min)	Peak Area
>Ethanol	0.3995	1.208	248.399
n-Propanol	-----	2.015	172.976

Table 2: FID 2 B (column DB-ALC2)

Compound	Time (min)	Peak Area
Ethanol	1.376	306.482
n-Propanol	2.473	207.501

# Scottsdale Police Department Crime Lab Volatiles Analysis

<b>Sample:</b> 0.040 09022015-A	<b>Item number:</b>
<b>Injection date:</b> 12/28/2018 3:04:49 PM	<b>Vial:</b> 8
<b>Method:</b> ethanol quant.M	<b>Sequence:</b> 28Dec18
<b>Instrument:</b> US14173023 CN14160045	<b>Analyst:</b> Raines <i>[Signature]</i>
<b>Data file:</b> C:\Chem321\Data\28Dec18\28Dec18\8.D	

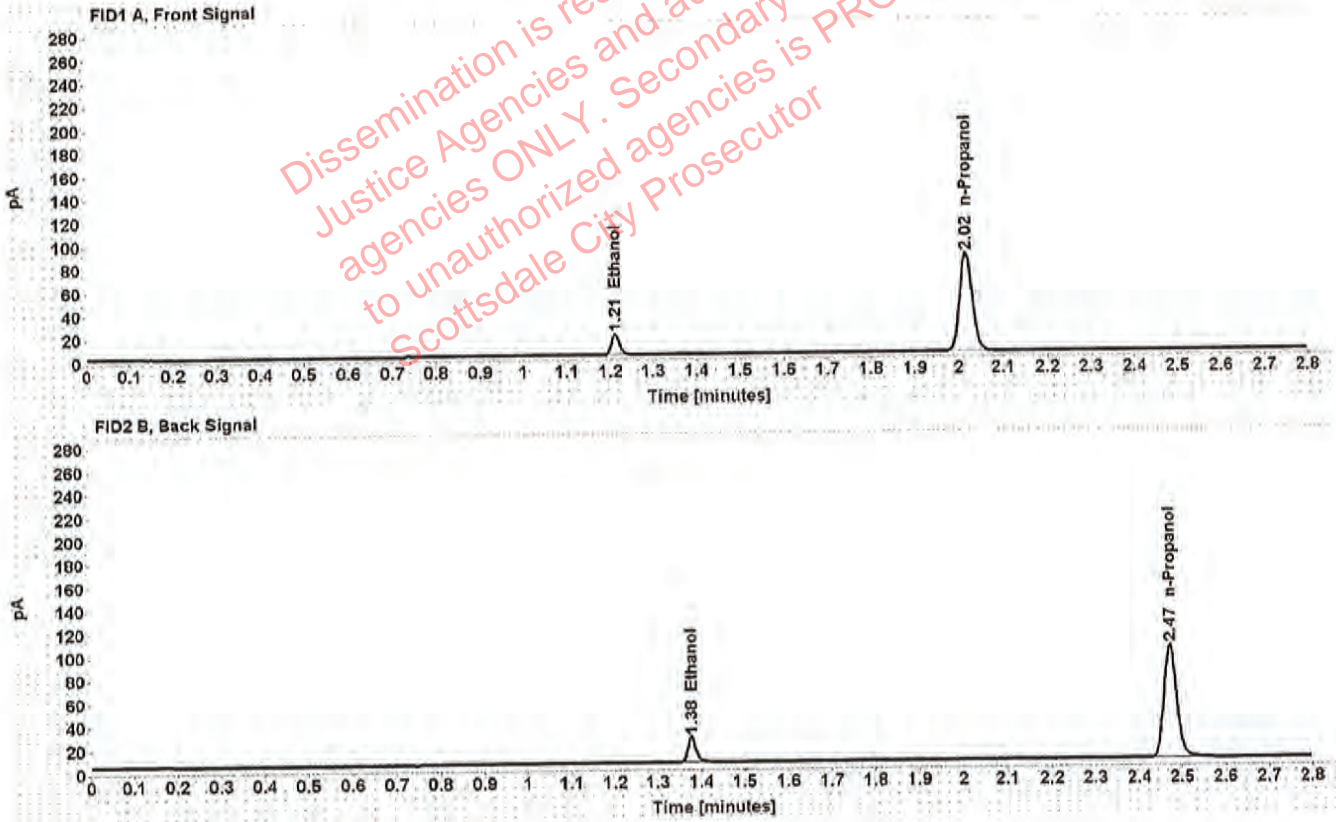


Table 1: FID 1 A (column DB-ALC1)

Compound	Amount (g/100mL)	Time (min)	Peak Area
>Ethanol	0.0398	1.211	23.451
n-Propanol	-----	2.016	168.754

Table 2: FID 2 B (column DB-ALC2)

Compound	Time (min)	Peak Area
Ethanol	1.377	28.287
n-Propanol	2.473	201.769



# Scottsdale Police Department Crime Lab Volatiles Analysis

Sample: 0.198 407041529/13	Item number:
Injection date: 12/28/2018 3:08:49 PM	Vial: 9
Method: ethanol quant.M	Sequence: 28Dec18
Instrument: US14173023 CN14160045	Analyst: Raines <i>[Signature]</i>
Data file: C:\Chem32\1\Data\28Dec18\28Dec18\9.D	

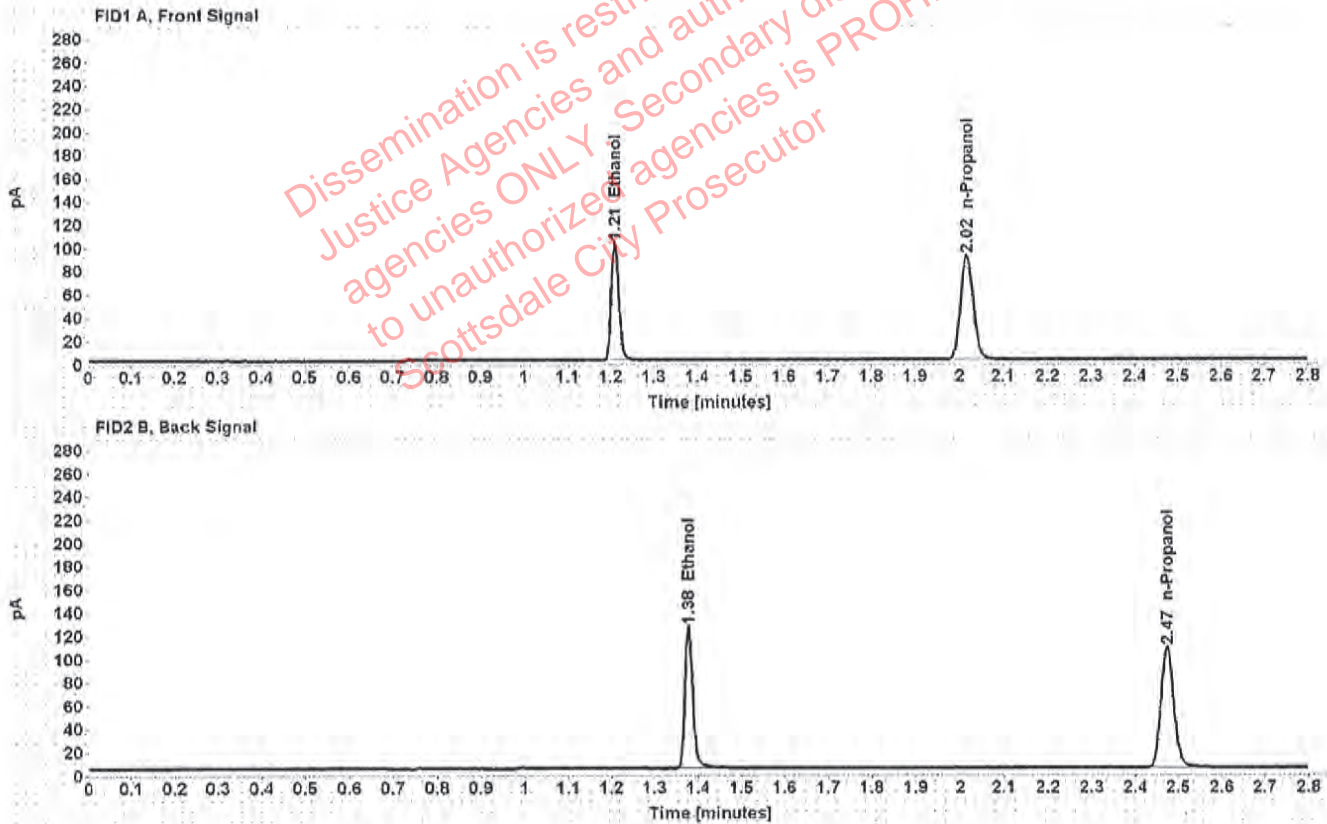


Table 1: FID 1 A (column DB-ALC1)

Compound	Amount (g/100mL)	Time (min)	Peak Area
>Ethanol	0.2002	1.210	128.486
n-Propanol	-----	2.016	179.137

Table 2: FID 2 B (column DB-ALC2)

Compound	Time (min)	Peak Area
Ethanol	1.378	157.439
n-Propanol	2.474	215.006

# Scottsdale Police Department Crime Lab Volatiles Analysis

<b>Sample:</b> 0.080 28082014-B	<b>Item number:</b>
<b>Injection date:</b> 12/28/2018 3:53:19 PM	<b>Vial:</b> 20
<b>Method:</b> ethanol quant.M	<b>Sequence:</b> 28Dec18
<b>Instrument:</b> US14173023 CN14160045	<b>Analyst:</b> Raines <i>[Signature]</i>
<b>Data file:</b> C:\Chem32\1\Data\28Dec18\28Dec18\20.D	

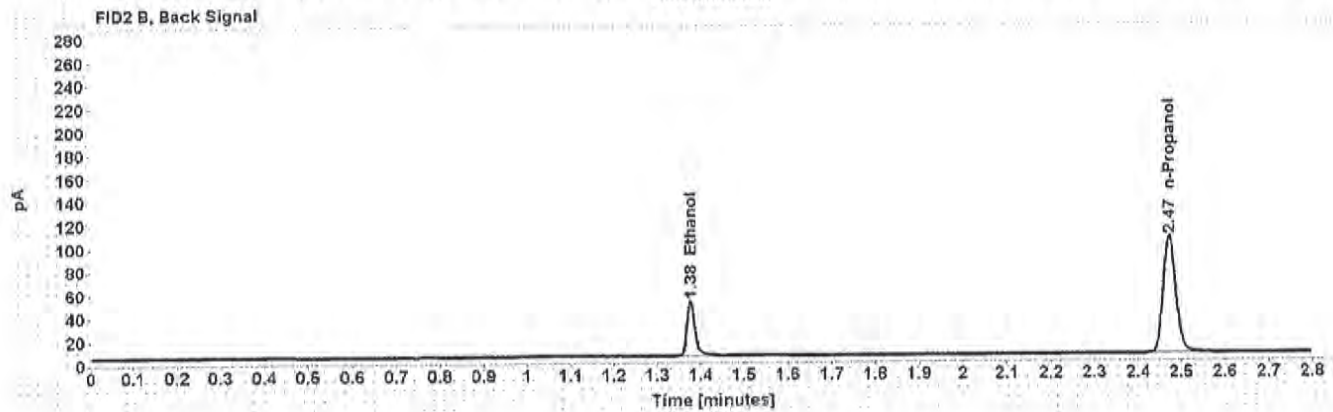
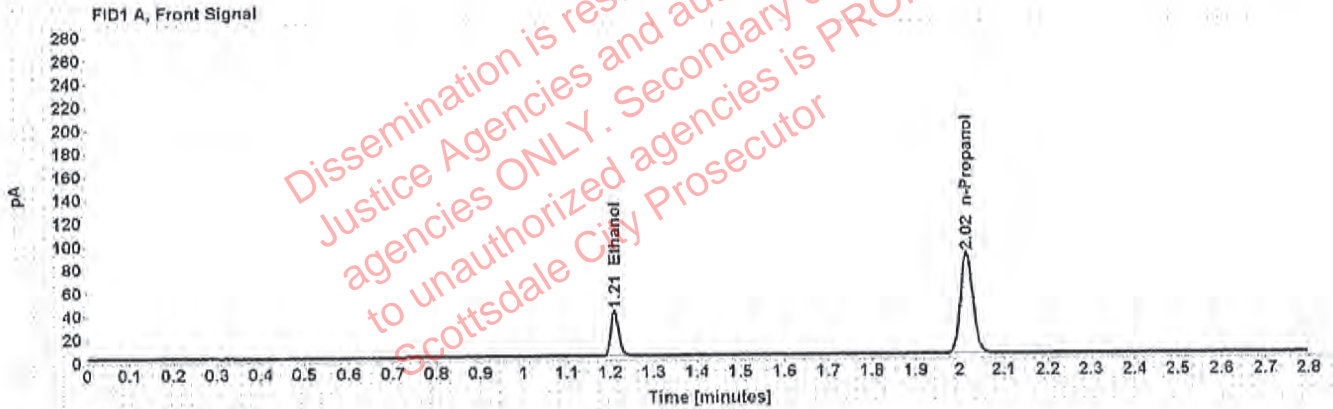


Table 1: FID 1 A (column DB-ALC1)

Compound	Amount (g/100mL)	Time (min)	Peak Area
>Ethanol	0.0807	1.210	49.661
n-Propanol	-----	2.016	173.374

Table 2: FID 2 B (column DB-ALC2)

Compound	Time (min)	Peak Area
Ethanol	1.377	60.360
n-Propanol	2.473	208.168



# Scottsdale Police Department Crime Lab Volatiles Analysis

<b>Sample:</b> 0.150 09022015-C	<b>Item number:</b>
<b>Injection date:</b> 12/28/2018 4:37:50 PM	<b>Vial:</b> 31
<b>Method:</b> ethanol quant.M	<b>Sequence:</b> 28Dec18
<b>Instrument:</b> US14173023 CN14160045	<b>Analyst:</b> Raines <i>[Signature]</i>
<b>Data file:</b> C:\Chem32\1\Data\28Dec18\28Dec18\31.D	

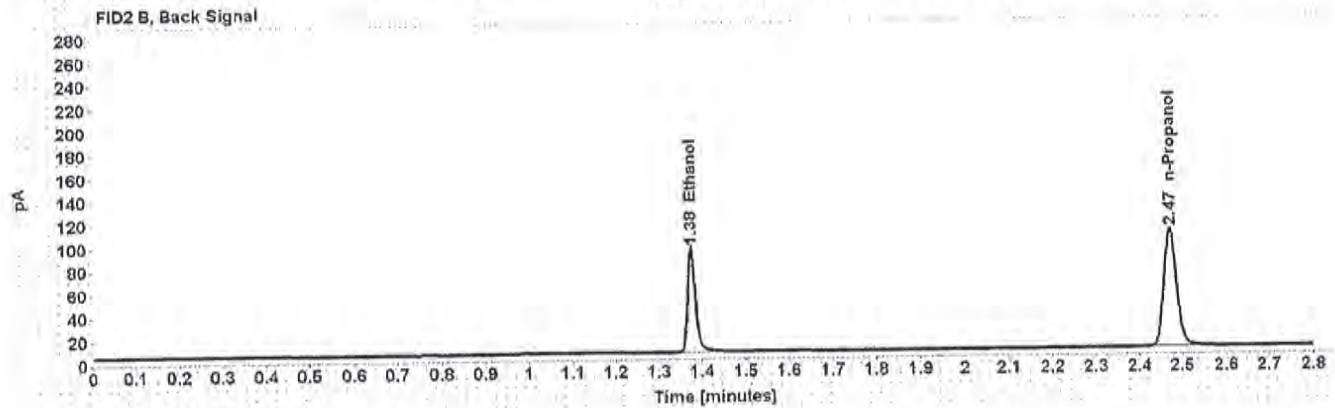
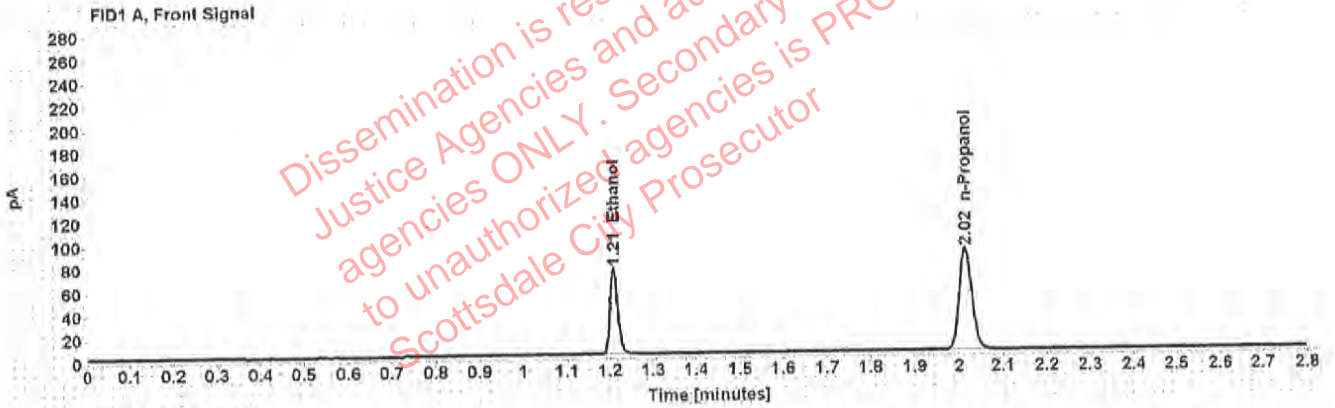


Table 1: FID 1 A (column DB-ALC1)

Compound	Amount (g/100mL)	Time (min)	Peak Area
>Ethanol	0.1514	1.209	94.810
n-Propanol	-----	2.016	175.122

Table 2: FID 2 B (column DB-ALC2)

Compound	Time (min)	Peak Area
Ethanol	1.376	116.601
n-Propanol	2.473	210.742

# Scottsdale Police Department Crime Lab Volatiles Analysis

<b>Sample:</b> 0.198 407041529/13	<b>Item number:</b>
<b>Injection date:</b> 12/28/2018 5:22:04 PM	<b>Vial:</b> 42
<b>Method:</b> ethanol quant.M	<b>Sequence:</b> 28Dec18
<b>Instrument:</b> US14173023 CN14160045	<b>Analyst:</b> Raines <i>[Signature]</i>
<b>Data file:</b> C:\Chem32\11\Data\28Dec18\28Dec18\42.D	

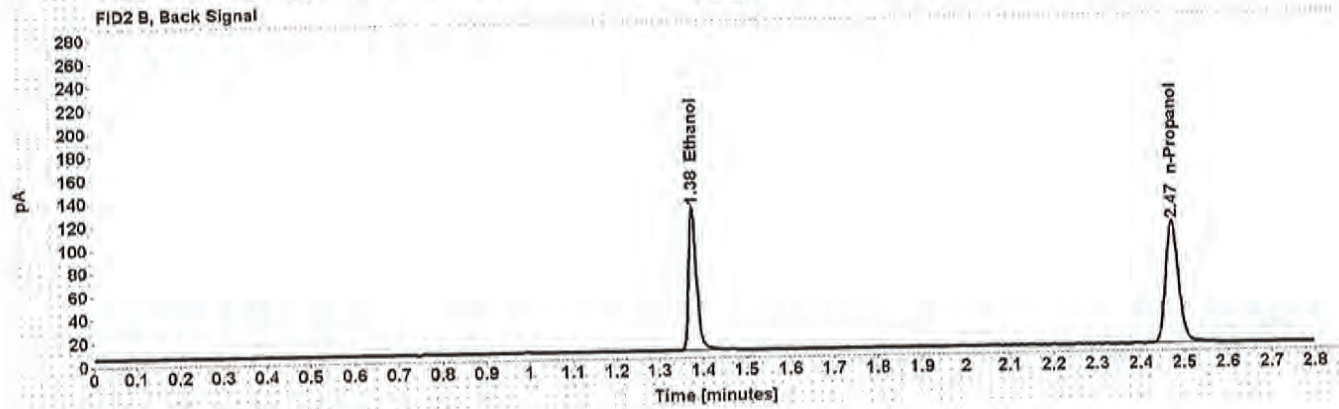
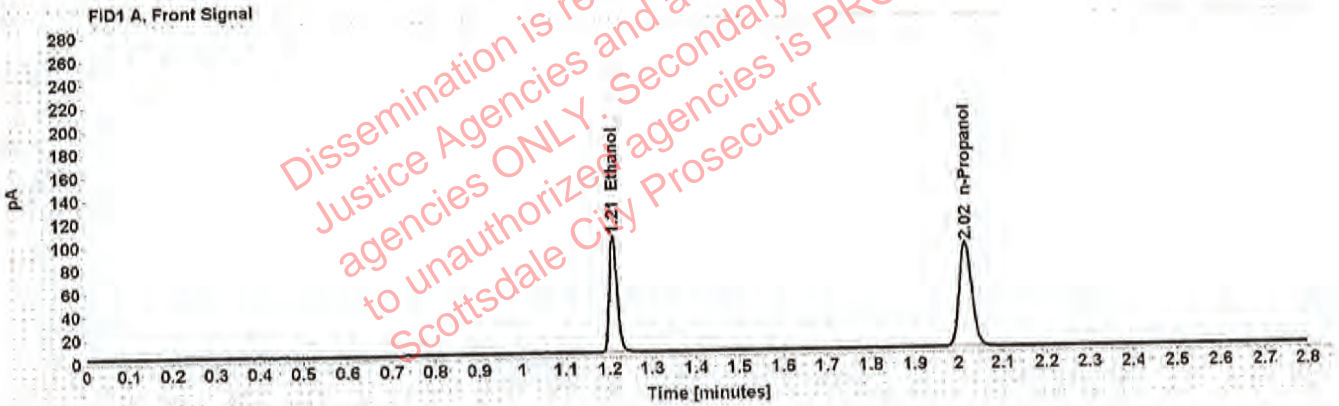


Table 1: FID 1 A (column DB-ALC1)

Compound	Amount (g/100mL)	Time (min)	Peak Area
>Ethanol	0.1986	1.209	128.048
n-Propanol	-----	2.016	179.907

Table 2: FID 2 B (column DB-ALC2)

Compound	Time (min)	Peak Area
Ethanol	1.377	158.396
n-Propanol	2.473	217.146



# Scottsdale Police Department Crime Lab Volatiles Analysis

<b>Sample:</b> 0.080 28082014-B	<b>Item number:</b>
<b>Injection date:</b> 12/28/2018 6:06:34 PM	<b>Vial:</b> 53
<b>Method:</b> ethanol quant.M	<b>Sequence:</b> 28Dec18
<b>Instrument:</b> US14173023 CN14160045	<b>Analyst:</b> Raines <span style="float: right;">[Signature]</span>
<b>Data file:</b> C:\Chem32\1\Data\28Dec18\28Dec18\53.D	

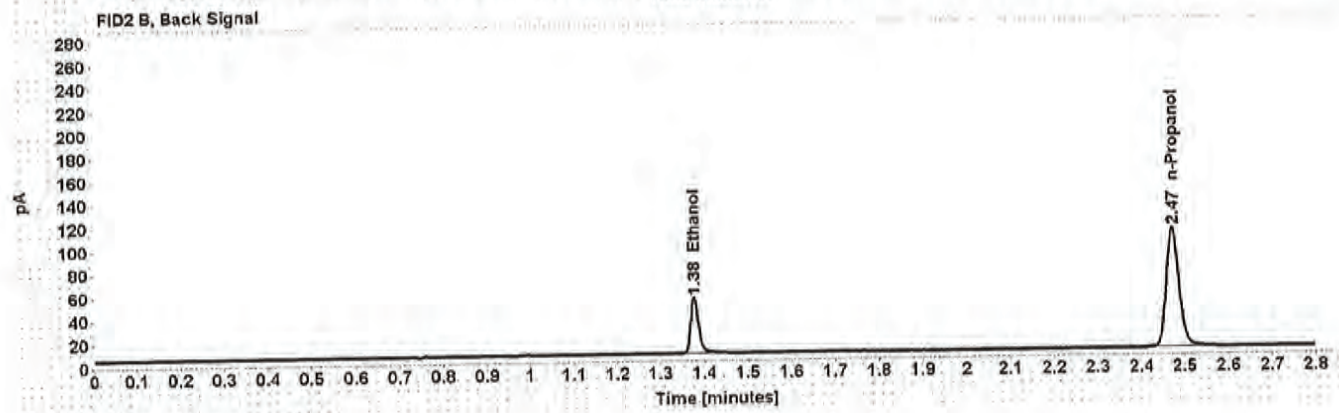
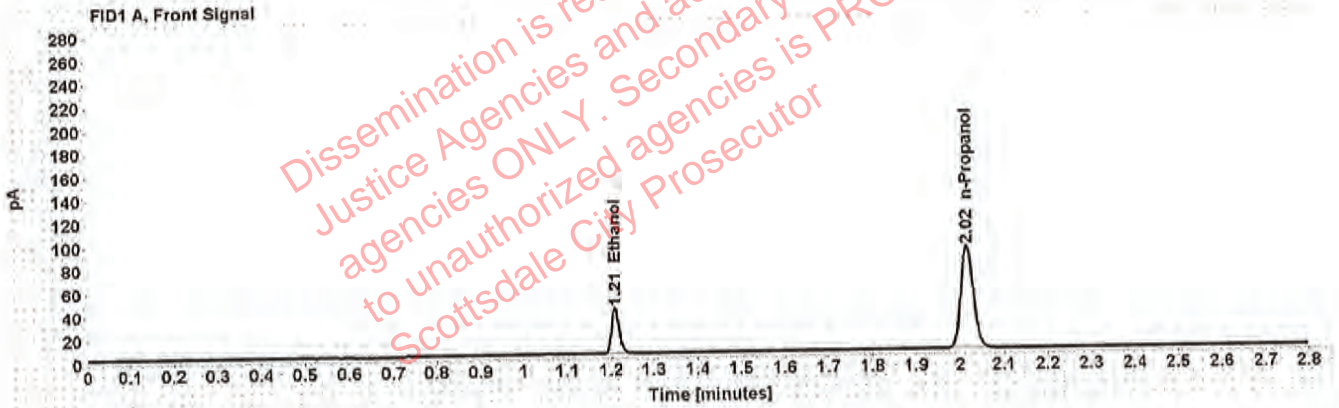


Table 1: FID 1 A (column DB-ALC1)

Compound	Amount (g/100mL)	Time (min)	Peak Area
>Ethanol	0.0809	1.210	50.368
n-Propanol	-----	2.016	175.489

Table 2: FID 2 B (column DB-ALC2)

Compound	Time (min)	Peak Area
Ethanol	1.377	61.704
n-Propanol	2.473	211.914

# Scottsdale Police Department Crime Lab Volatiles Analysis

<b>Sample:</b> 0.150 09022015-C	<b>Item number:</b>
<b>Injection date:</b> 12/28/2018 6:51:04 PM	<b>Vial:</b> 64
<b>Method:</b> ethanol quant.M	<b>Sequence:</b> 28Dec18
<b>Instrument:</b> US14173023 CN14160045	<b>Analyst:</b> Raines <i>[Signature]</i>
<b>Data file:</b> C:\Chem32\1\Data\28Dec18\28Dec18\64.D	

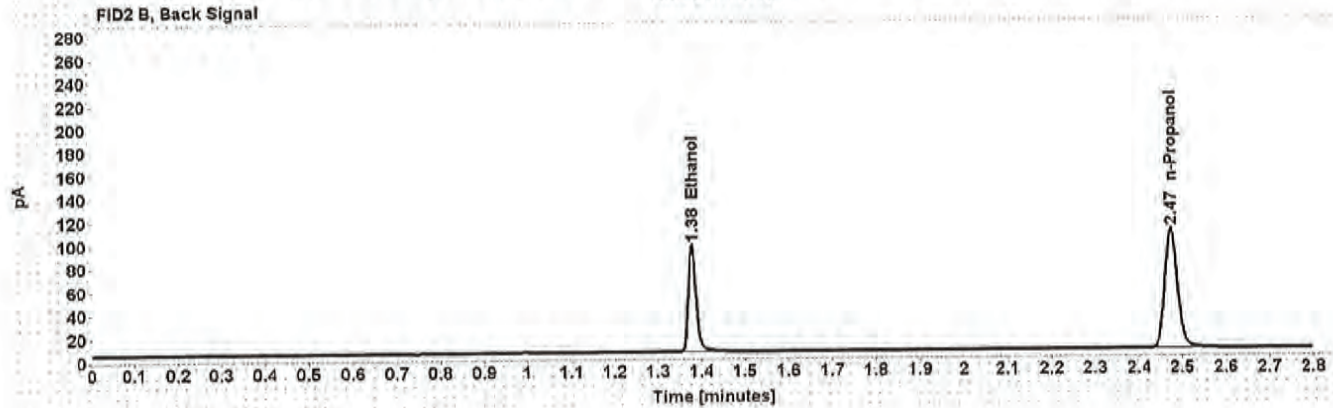
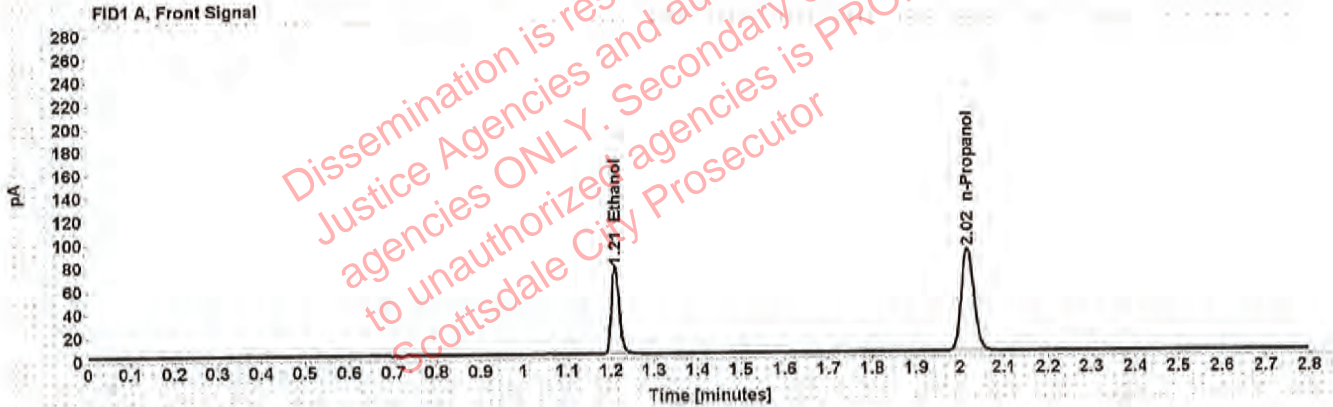


Table 1: FID 1 A (column DB-ALC1)

Compound	Amount (g/100mL)	Time (min)	Peak Area
>Ethanol	0.1518	1.210	96.023
n-Propanol	-----	2.017	176.886

Table 2: FID 2 B (column DB-ALC2)

Compound	Time (min)	Peak Area
Ethanol	1.378	118.530
n-Propanol	2.474	214.184



# Scottsdale Police Department Crime Lab Volatiles Analysis

<b>Sample:</b> 0.40 08012015-C	<b>Item number:</b>
<b>Injection date:</b> 12/28/2018 7:19:19 PM	<b>Vial:</b> 71
<b>Method:</b> ethanol quant.M	<b>Sequence:</b> 28Dec18
<b>Instrument:</b> US14173023 CN14160045	<b>Analyst:</b> Raines <i>mm</i>
<b>Data file:</b> C:\Chem32\1\Data\28Dec18\28Dec18\71.D	

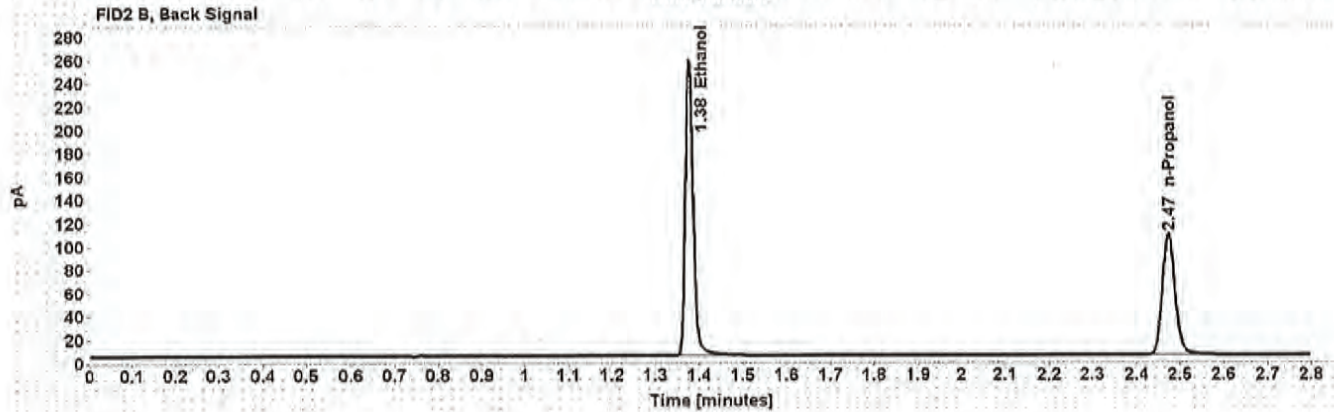
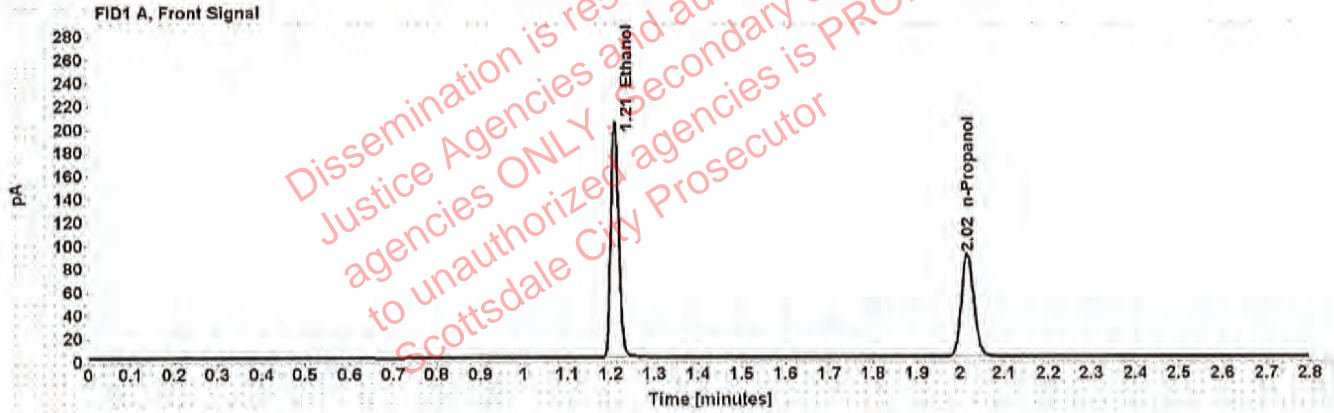


Table 1: FID 1 A (column DB-ALC1)

Compound	Amount (g/100mL)	Time (min)	Peak Area
>Ethanol	0.4059	1.209	258.476
n-Propanol	-----	2.016	177.130

Table 2: FID 2 B (column DB-ALC2)

Compound	Time (min)	Peak Area
Ethanol	1.377	321.697
n-Propanol	2.474	215.276

# Scottsdale Police Department Crime Lab Volatiles Analysis

<b>Sample:</b> 0.04 09022015-A	<b>Item number:</b>
<b>Injection date:</b> 12/28/2018 7:23:19 PM	<b>Vial:</b> 72
<b>Method:</b> ethanol quant.M	<b>Sequence:</b> 28Dec18
<b>Instrument:</b> US14173023 CN14160045	<b>Analyst:</b> Raines <i>[Signature]</i>
<b>Data file:</b> C:\Chem32\1\Data\28Dec18\28Dec18\72.D	

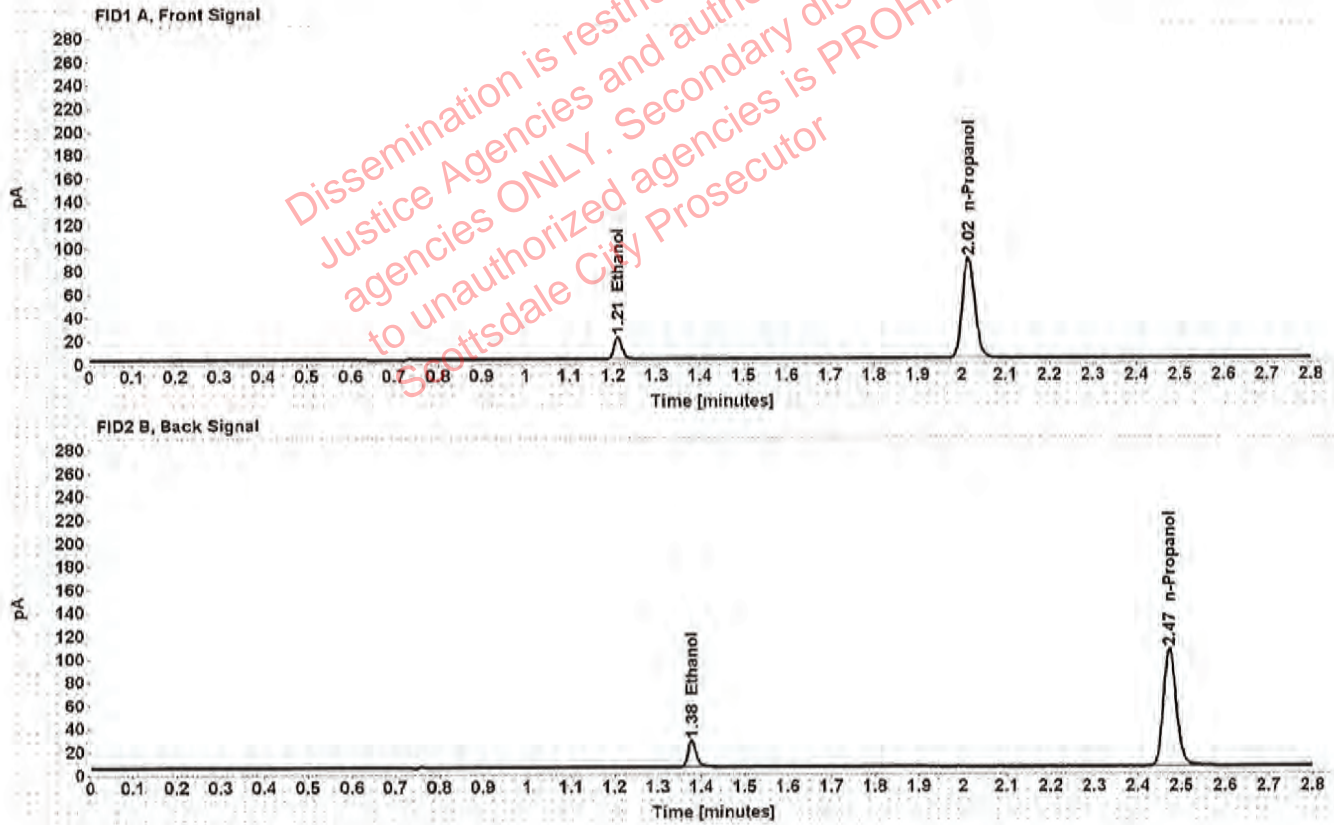


Table 1: FID 1 A (column DB-ALC1)

Compound	Amount (g/100mL)	Time (min)	Peak Area
>Ethanol	0.0402	1.211	24.236
n-Propanol	-----	2.016	172.745

Table 2: FID 2 B (column DB-ALC2)

Compound	Time (min)	Peak Area
Ethanol	1.378	29.576
n-Propanol	2.473	209.014



# Scottsdale Police Department Crime Lab Volatiles Analysis

<b>Sample:</b> 0.198 407041529/13	<b>Item number:</b>
<b>Injection date:</b> 12/28/2018 7:27:34 PM	<b>Vial:</b> 73
<b>Method:</b> ethanol quant.M	<b>Sequence:</b> 28Dec18
<b>Instrument:</b> US14173023 CN14160045	<b>Analyst:</b> Raines <i>[Signature]</i>
<b>Data file:</b> C:\Chem32\1\Data\28Dec18\28Dec18\73.D	

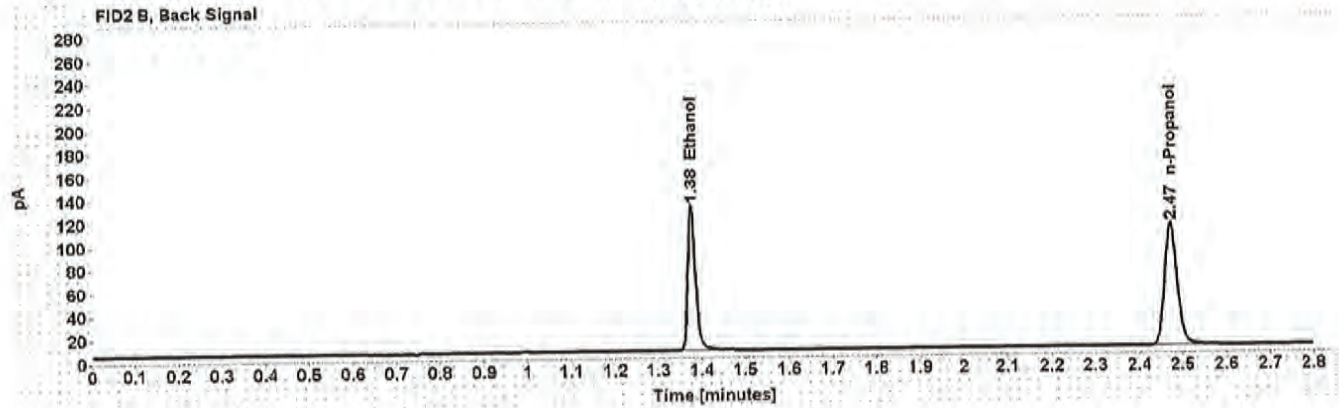
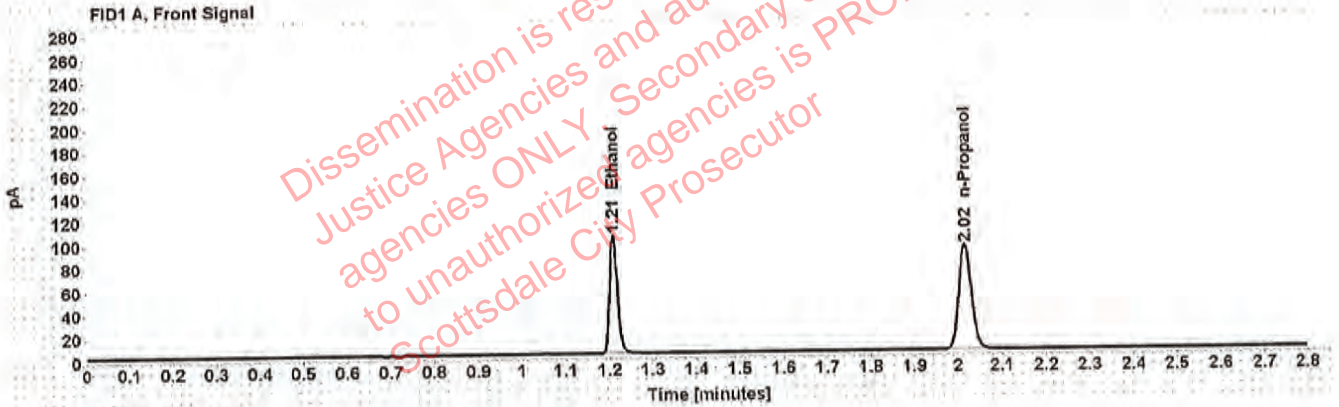


Table 1: FID 1 A (column DB-ALC1)

Compound	Amount (g/100mL)	Time (min)	Peak Area
>Ethanol	0.2011	1.210	129.953
n-Propanol	-----	2.016	180.342

Table 2: FID 2 B (column DB-ALC2)

Compound	Time (min)	Peak Area
Ethanol	1.377	160.905
n-Propanol	2.474	218.816

# Scottsdale Police Department Crime Lab Volatiles Analysis

<b>Sample:</b> blank 081418	<b>Item number:</b>
<b>Injection date:</b> 12/28/2018 7:31:34 PM	<b>Vial:</b> 74
<b>Method:</b> ethanol quant.M	<b>Sequence:</b> 28Dec18
<b>Instrument:</b> US14173023 CN14160045	<b>Analyst:</b> Raines <i>mm</i>
<b>Data file:</b> C:\Chem32\1\Data\28Dec18\28Dec18\74.D	

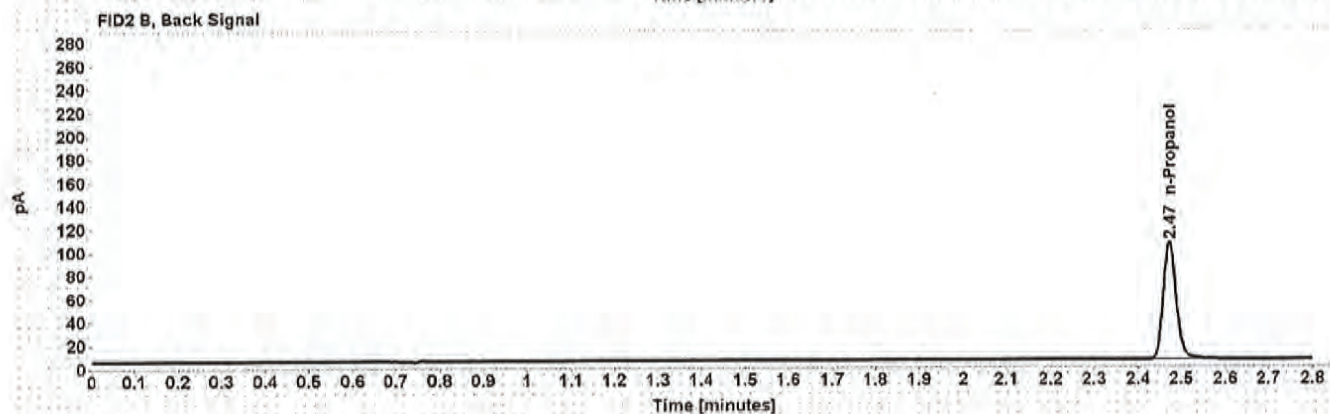
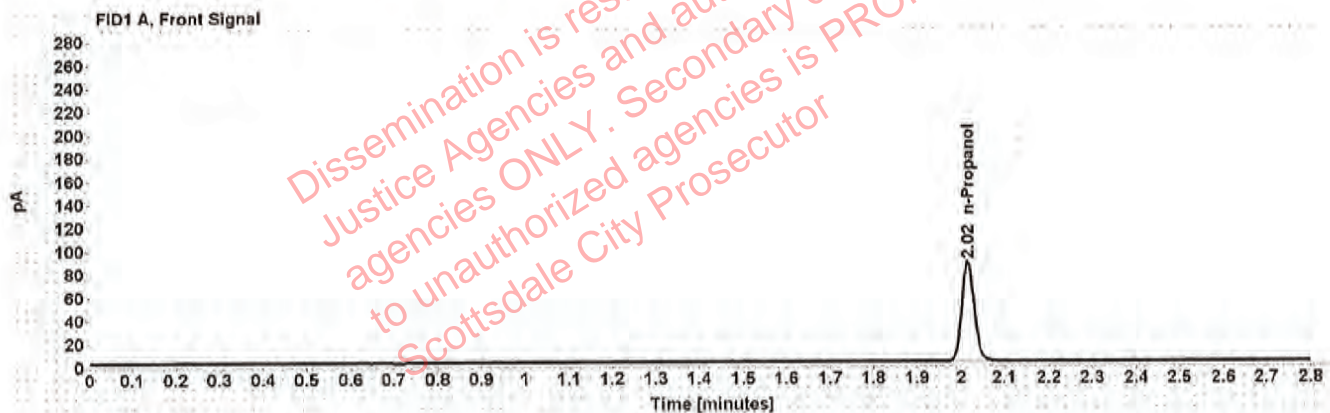


Table 1: FID 1 A (column DB-ALC1)

Compound	Amount (g/100mL)	Time (min)	Peak Area
n-Propanol	-----	2.016	172.870

Table 2: FID 2 B (column DB-ALC2)

Compound	Time (min)	Peak Area
n-Propanol	2.473	209.446



# Sequence Summary

Sequence name: 28Dec18      Instrument: US14173023 CN14160045      Analyst: Raines *JWR*

Vial	Sample	Type	Item Number	Method
1	0.020 FN03241604	Calibration		ethanol quant.M
2	0.100 FN06181501	Calibration		ethanol quant.M
3	0.200 FN07201502	Calibration		ethanol quant.M
4	0.400 FN11191402	Calibration		ethanol quant.M
5	blank 081418	Control		ethanol quant.M
6	volatiles mix 020917	Control		ethanol quant.M
7	0.400 08012015-C	Control		ethanol quant.M
8	0.040 09022015-A	Control		ethanol quant.M
9	0.198 407041529/13	Control		ethanol quant.M
10		Sample	1010283	ethanol quant.M
11		Sample	1010283	ethanol quant.M
12		Sample	1220603	ethanol quant.M
13		Sample	1220603	ethanol quant.M
14		Sample	1238169	ethanol quant.M
15		Sample	1238169	ethanol quant.M
16		Sample	1246630	ethanol quant.M
17		Sample	1246630	ethanol quant.M
18		Sample	1228310	ethanol quant.M
19		Sample	1228310	ethanol quant.M
20	0.080 28082014-B	Control		ethanol quant.M
21		Sample	1244472	ethanol quant.M
22		Sample	1244472	ethanol quant.M
23		Sample	349-1A	ethanol quant.M
24		Sample	349-1A	ethanol quant.M
25		Sample	1245036	ethanol quant.M
26		Sample	1245036	ethanol quant.M
27		Sample	1245182	ethanol quant.M
28		Sample	1245182	ethanol quant.M
29		Sample	1243467	ethanol quant.M
30		Sample	1243467	ethanol quant.M
31	0.150 09022015-C	Control		ethanol quant.M
32		Sample	1246124	ethanol quant.M
33		Sample	1246124	ethanol quant.M
34		Sample	1245049	ethanol quant.M
35		Sample	1245049	ethanol quant.M
36		Sample	1245133	ethanol quant.M
37		Sample	1245133	ethanol quant.M
38		Sample	72-01A	ethanol quant.M
39		Sample	72-01A	ethanol quant.M
40		Sample	310-01A	ethanol quant.M
41		Sample	310-01A	ethanol quant.M
42	0.198 407041529/13	Control		ethanol quant.M
43		Sample	310-03A	ethanol quant.M
44		Sample	310-03A	ethanol quant.M
45		Sample	1237521	ethanol quant.M
46		Sample	1237521	ethanol quant.M
47		Sample	1248696	ethanol quant.M

Dissemination is restricted to Criminal Justice Agencies and authorized agencies ONLY. Secondary dissemination to unauthorized agencies is PROHIBITED.

# Sequence Summary

28 Dec 18  
MLL

48		Sample	1248696	ethanol quant.M
49		Sample	1223931	ethanol quant.M
50		Sample	1223931	ethanol quant.M
51		Sample	1223757	ethanol quant.M
52		Sample	1223757	ethanol quant.M
53	0.080 28082014-B	Control		ethanol quant.M
54		Sample	1249198	ethanol quant.M
55		Sample	1249198	ethanol quant.M
56		Sample	176-01A	ethanol quant.M
57		Sample	176-01A	ethanol quant.M
58		Sample	347-01A	ethanol quant.M
59		Sample	347-01A	ethanol quant.M
60		Sample	310-01A	ethanol quant.M
61		Sample	310-01A	ethanol quant.M
62		Sample	1249175	ethanol quant.M
63		Sample	1249175	ethanol quant.M
64	0.150 09022015-C	Control		ethanol quant.M
65		Sample	1249165	ethanol quant.M
66		Sample	1249165	ethanol quant.M
67		Sample	1249161	ethanol quant.M
68		Sample	1249161	ethanol quant.M
69		Sample	1249113	ethanol quant.M
70		Sample	1249113	ethanol quant.M
71	0.40 08012015-C	Control		ethanol quant.M
72	0.04 09022015-A	Control		ethanol quant.M
73	0.198 407041529/13	Control		ethanol quant.M
74	blank 081418	Control		ethanol quant.M



# Scottsdale Police Department Crime Laboratory Summary of Cases

SEQUENCE NAME: 28Dec18

ANALYST: Raines *mm*

Vials	Test 1 (g/dL)	Test 2 (g/dL)	Mean (g/dL)	Percent Difference*	Absolute Difference (g/dL)*
10 11	0.2243	0.2224	0.22335	0.43	0.00095
12 13	0.2949	0.2988	0.29685	0.66	0.00195
14 15	0.1096	0.1091	0.10935	0.23	0.00025
16 17	0.2342	0.2351	0.23465	0.19	0.00045
18 19	0.0882	0.0888	0.08850	0.34	0.00030
21 22	0.1558	0.1572	0.15650	0.45	0.00070
23 24	0.2858	0.2861	0.28595	0.05	0.00015
25 26	0.1745	0.1777	0.17610	0.91	0.00160
27 28	0.1370	0.1367	0.13685	0.11	0.00015
29 30	0.0000	0.0000	0.00000	0.00	0.00000
32 33	0.2088	0.2040	0.20640	1.16	0.00240
34 35	0.2248	0.2255	0.22515	0.16	0.00035
36 37	0.2233	0.2231	0.22320	0.04	0.00010
38 39	0.2212	0.2281	0.22465	1.54	0.00345
40 41	0.1239	0.1266	0.12525	1.08	0.00135
43 44	0.1484	0.1500	0.14920	0.54	0.00080
45 46	0.1047	0.1029	0.10380	0.87	0.00090
47 48	0.0408	0.0416	0.04120	0.97	0.00040
49 50	0.1931	0.1943	0.19370	0.31	0.00060
51 52	0.1538	0.1574	0.15560	1.16	0.00180
54 55	0.0481	0.0481	0.04810	0.00	0.00000
56 57	0.2293	0.2304	0.22985	0.24	0.00055
58 59	0.2232	0.2267	0.22495	0.78	0.00175
60 61	0.0726	0.0732	0.07290	0.41	0.00030
62 63	0.1229	0.1258	0.12435	1.17	0.00145
65 66	0.1572	0.1567	0.15695	0.16	0.00025
67 68	0.0578	0.0581	0.05795	0.26	0.00015
69 70	0.0199	0.0195	0.01970	1.02	0.00020

\*Calculated differences are differences from the mean of the two results.

### Scottsdale Police Department Crime Lab Volatiles Analysis

2 runs 1/7/19

<b>Sample:</b> [REDACTED]	<b>Item number:</b> 1010283
<b>Injection date:</b> 12/28/2018 3:12:49 PM	<b>Vial:</b> 10
<b>Method:</b> ethanol quant.M	<b>Sequence:</b> 28Dec18
<b>Instrument:</b> US14173023 CN14160045	<b>Analyst:</b> Raines
<b>Data file:</b> C:\Chem32\1\Data\28Dec18\28Dec18\10.D	

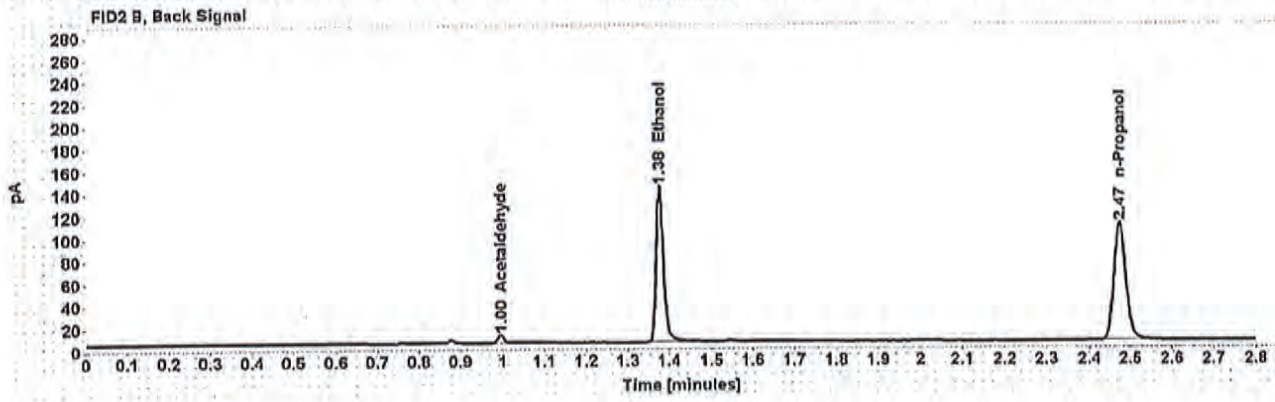
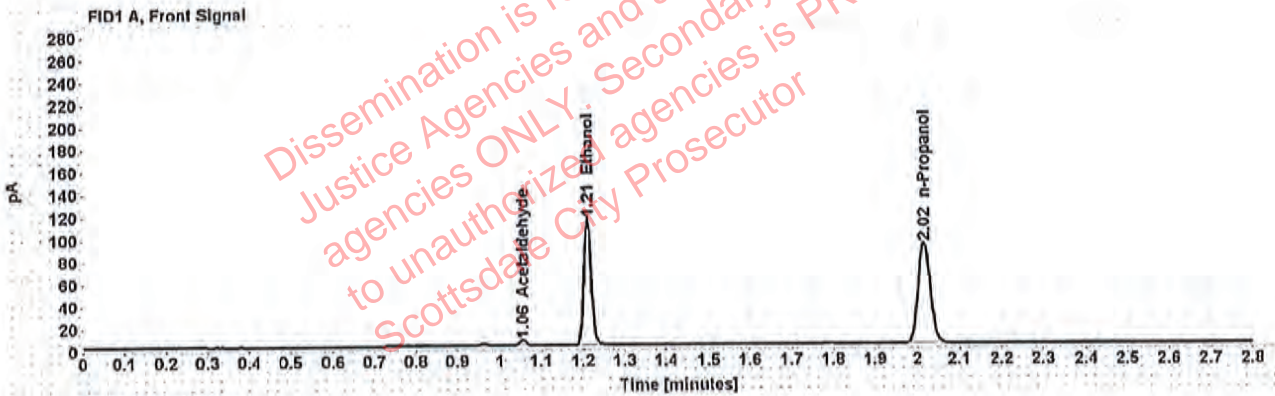


Table 1: FID 1 A (column DB-ALC1)

Compound	Amount (g/100mL)	Time (min)	Peak Area
Acetaldehyde	-----	1.055	5.117
>Ethanol	0.2243	1.210	145.370
n-Propanol	-----	2.016	180.766

Table 2: FID 2 B (column DB-ALC2)

Compound	Time (min)	Peak Area
Acetaldehyde	0.995	6.693
Ethanol	1.378	178.238
n-Propanol	2.474	217.139

: Raines, Melinda E. - (07-Jan-2019)



Case: [REDACTED] User: mraines 12/31/2018

### Scottsdale Police Department Crime Lab Volatiles Analysis

2 MR 1/7/19

Sample:	[REDACTED]	Item number:	1010283
Injection date:	12/28/2018 3:16:49 PM	Vial:	11
Method:	ethanol quant.M	Sequence:	28Dec18
Instrument:	US14173023 CN14160045	Analyst:	Raines
Data file:	C:\Chem32\1\Data\28Dec18\28Dec18\11.D		

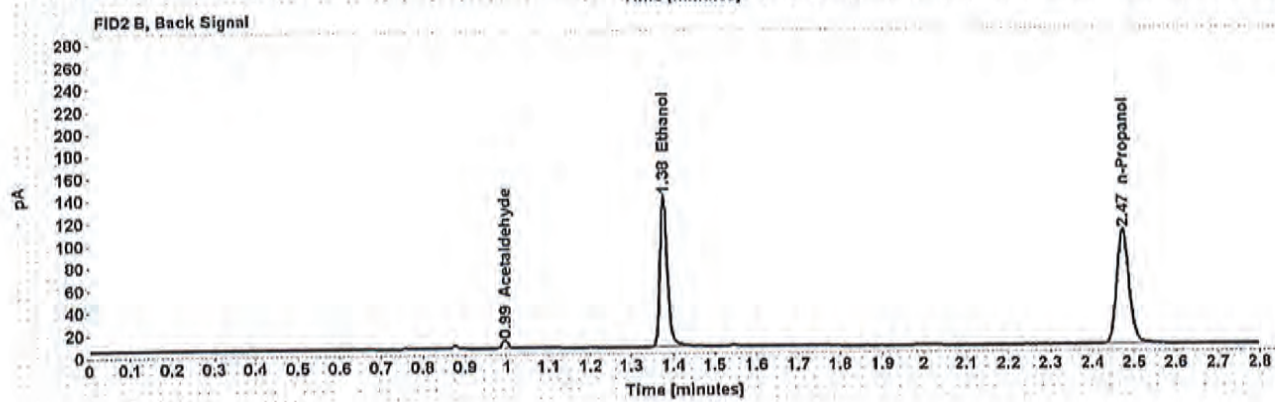
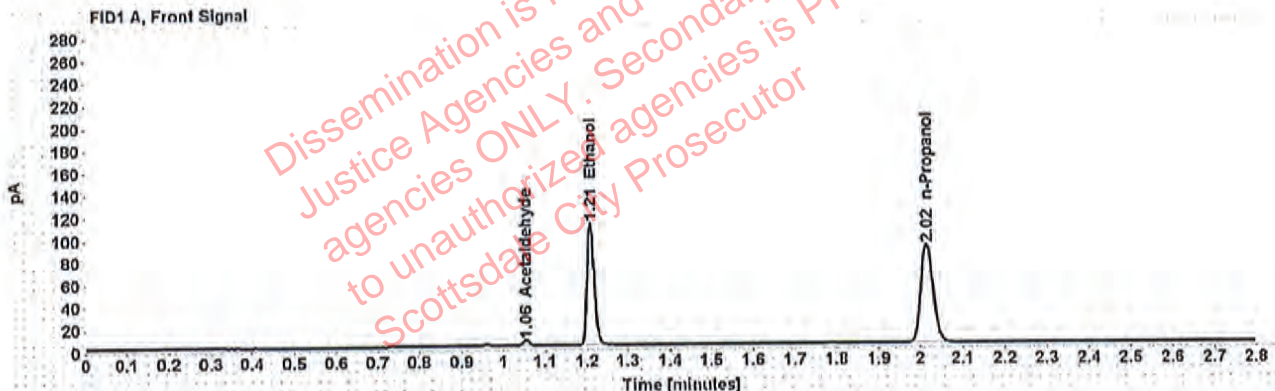


Table 1: FID 1 A (column DB-ALC1)

Compound	Amount (g/100mL)	Time (min)	Peak Area
Acetaldehyde	-----	1.055	5.216
>Ethanol	0.2224	1.209	140.269
n-Propanol	-----	2.016	175.868

Table 2: FID 2 B (column DB-ALC2)

Compound	Time (min)	Peak Area
Acetaldehyde	0.995	6.791
Ethanol	1.377	171.926
n-Propanol	2.473	211.054

Raines, Melinda E. - (07-Jan-2019)

### Scottsdale Police Department Crime Lab Volatiles Analysis

Sample:	[REDACTED]	Item number:	1220603
Injection date:	12/28/2018 3:20:50 PM	Vial:	12
Method:	ethanol quant.M	Sequence:	28Dec18
Instrument:	US14173023 CN14160045	Analyst:	Raines
Data file:	C:\Chem32\1\Data\28Dec18\28Dec18\12.D		

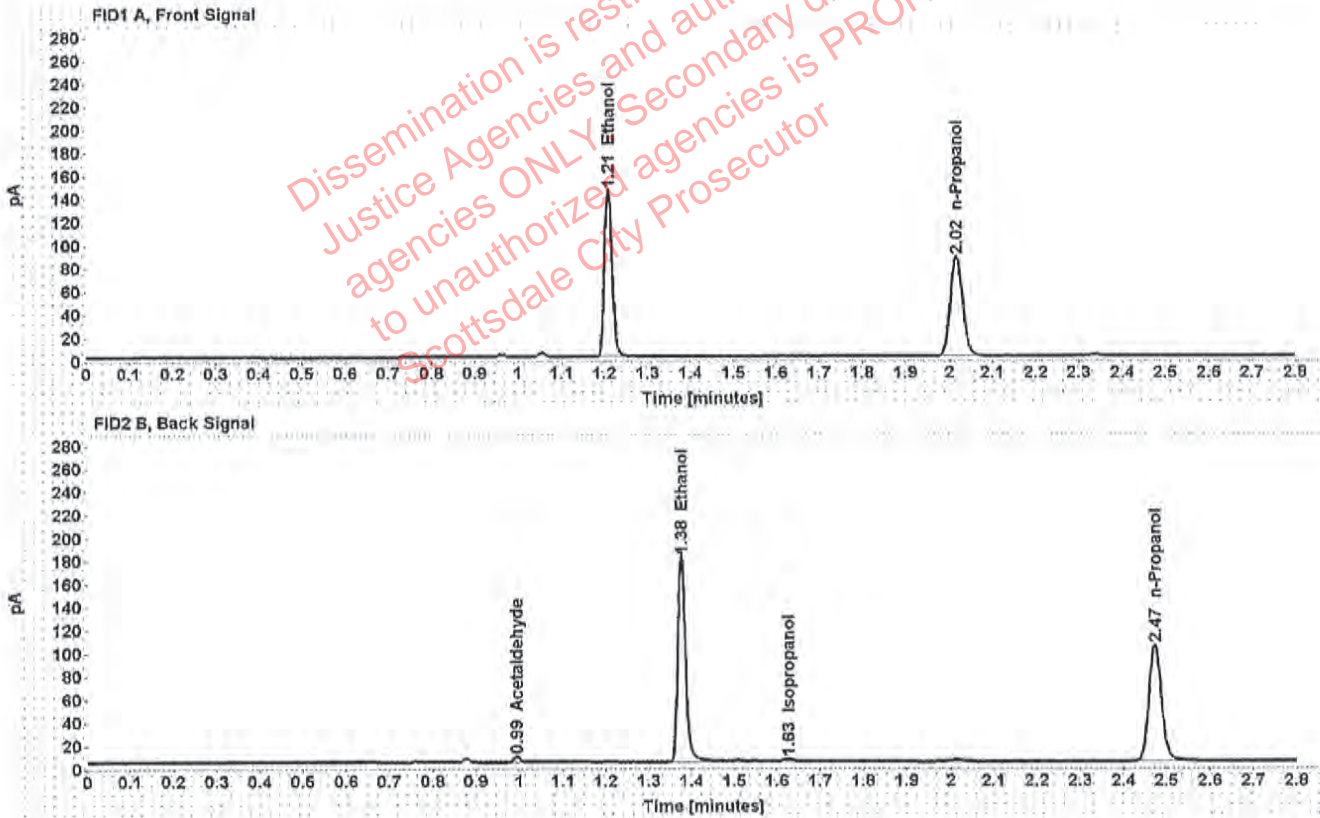


Table 1: FID 1 A (column DB-ALC1)

Compound	Amount (g/100mL)	Time (min)	Peak Area
>Ethanol	0.2949	1.209	184.284
n-Propanol	-----	2.016	174.053

Table 2: FID 2 B (column DB-ALC2)

Compound	Time (min)	Peak Area
Acetaldehyde	0.995	4.828
Ethanol	1.377	228.260
Isopropanol	1.626	4.248
n-Propanol	2.473	207.682



## Scottsdale Police Department Crime Lab Volatiles Analysis

<b>Sample:</b> [REDACTED]	<b>Item number:</b> 1220603
<b>Injection date:</b> 12/28/2018 3:25:04 PM	<b>Vial:</b> 13
<b>Method:</b> ethanol quant.M	<b>Sequence:</b> 28Dec18
<b>Instrument:</b> US14173023 CN14160045	<b>Analyst:</b> Raines
<b>Data file:</b> C:\Chem32\1\Data\28Dec18\28Dec18\13.D	

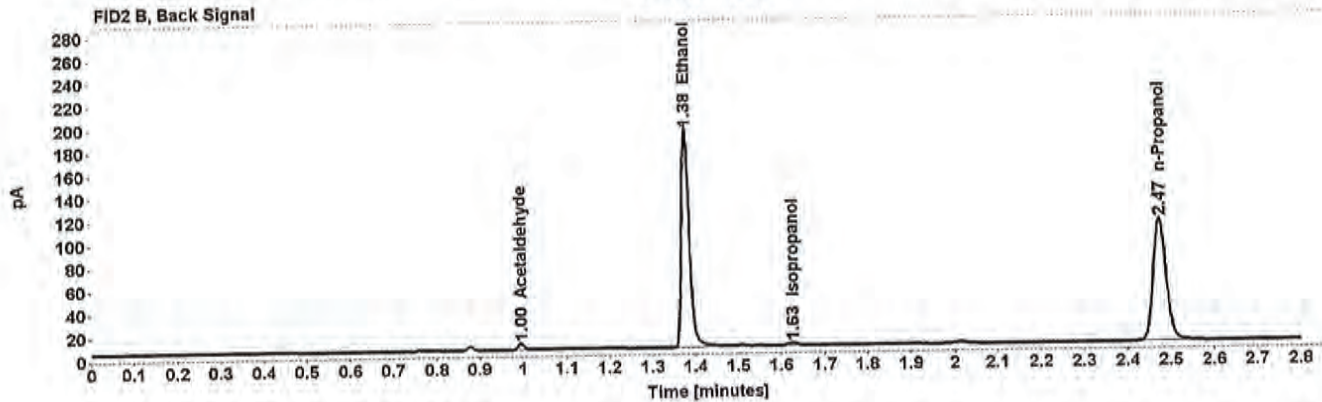
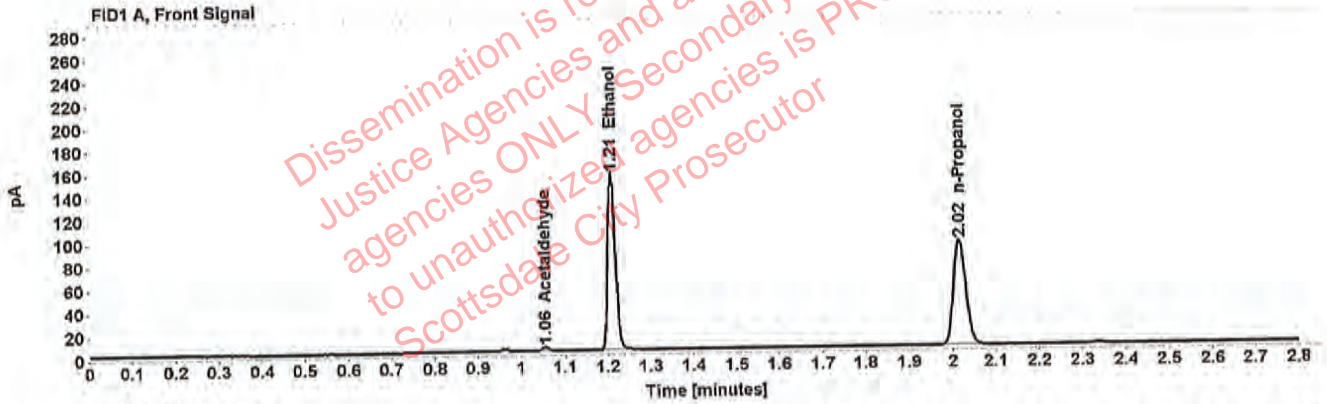


Table 1: FID 1 A (column DB-ALC1)

Compound	Amount (g/100mL)	Time (min)	Peak Area
Acetaldehyde	-----	1.056	3.867
>Ethanol	0.2988	1.210	195.929
n-Propanol	-----	2.017	182.608

Table 2: FID 2 B (column DB-ALC2)

Compound	Time (min)	Peak Area
Acetaldehyde	0.996	5.089
Ethanol	1.378	242.769
Isopropanol	1.627	4.171
n-Propanol	2.475	218.010

### Scottsdale Police Department Crime Lab Volatiles Analysis

Sample:	[REDACTED]	Item number:	1238169
Injection date:	12/28/2018 3:29:04 PM	Vial:	14
Method:	ethanol quant.M	Sequence:	28Dec18
Instrument:	US14173023 CN14160045	Analyst:	Raines
Data file:	C:\Chem32\1\Data\28Dec18\28Dec18\14.D		

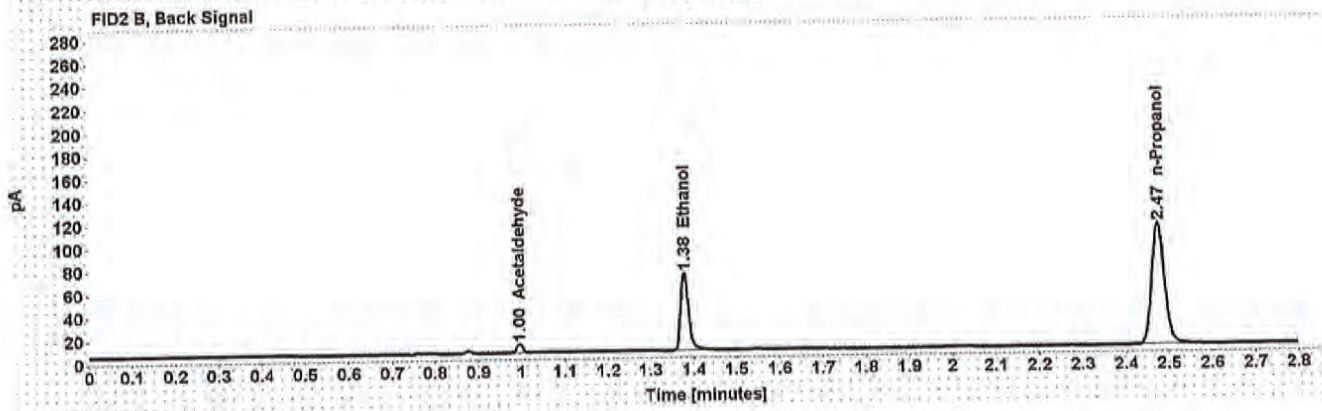
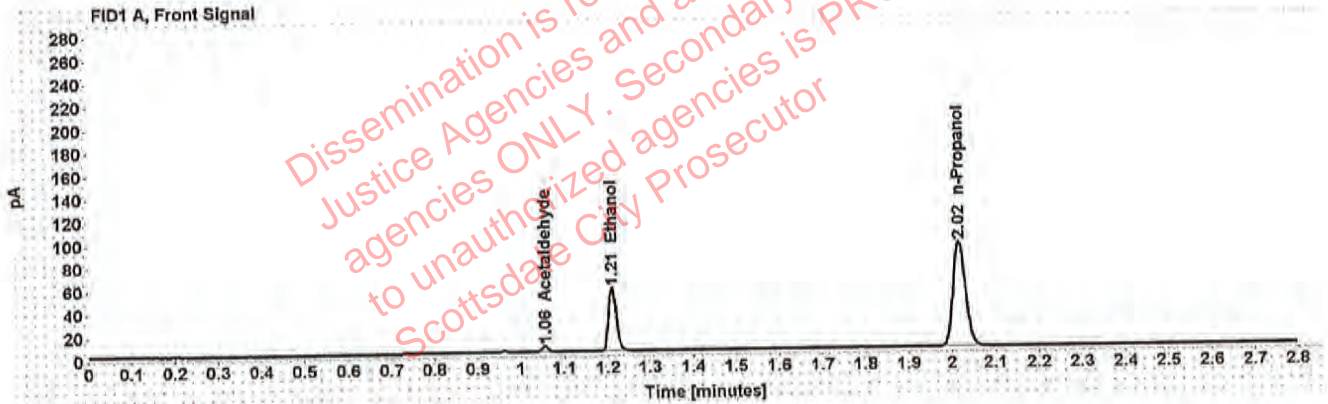


Table 1: FID 1 A (column DB-ALC1)

Compound	Amount (g/100mL)	Time (min)	Peak Area
Acetaldehyde	-----	1.056	5.341
>Ethanol	0.1096	1.211	70.995
n-Propanol	-----	2.017	181.663

Table 2: FID 2 B (column DB-ALC2)

Compound	Time (min)	Peak Area
Acetaldehyde	0.995	7.002
Ethanol	1.379	85.919
n-Propanol	2.475	217.620



### Scottsdale Police Department Crime Lab Volatiles Analysis

Sample:	[REDACTED]	Item number:	1238169
Injection date:	12/28/2018 3:33:05 PM	Vial:	15
Method:	ethanol quant.M	Sequence:	28Dec18
Instrument:	US14173023 CN14160045	Analyst:	Raines
Data file:	C:\Chem32\1\Data\28Dec18\28Dec18\15.D		

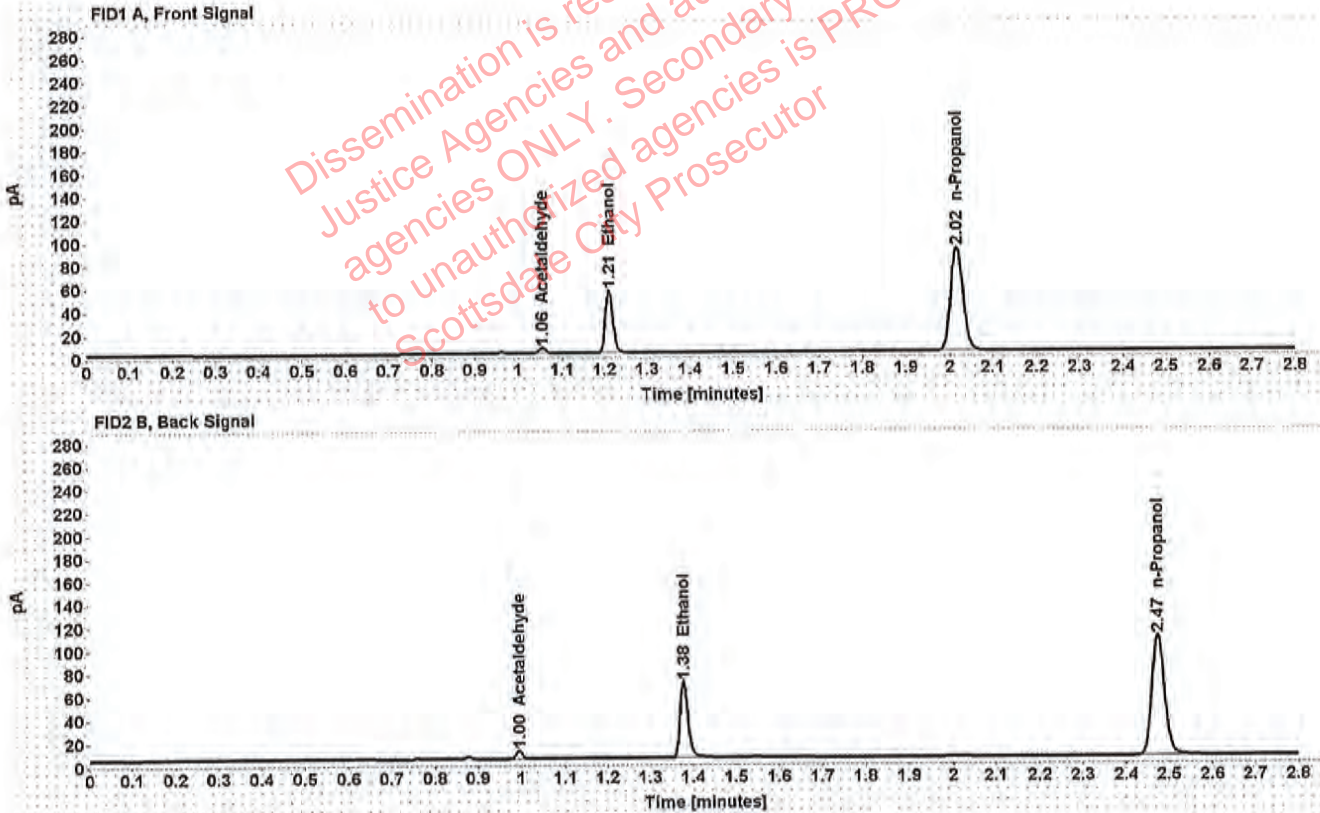


Table 1: FID 1 A (column DB-ALC1)

Compound	Amount (g/100mL)	Time (min)	Peak Area
Acetaldehyde	-----	1.056	5.187
>Ethanol	0.1091	1.211	69.606
n-Propanol	-----	2.017	178.939

Table 2: FID 2 B (column DB-ALC2)

Compound	Time (min)	Peak Area
Acetaldehyde	0.995	6.778
Ethanol	1.378	86.606
n-Propanol	2.474	214.593

### Scottsdale Police Department Crime Lab Volatiles Analysis

Sample:	[REDACTED]	Item number:	1246630
Injection date:	12/28/2018 3:37:04 PM	Vial:	16
Method:	ethanol quant.M	Sequence:	28Dec18
Instrument:	US14173023 CN14160045	Analyst:	Raines
Data file:	C:\Chem32\1\Data\28Dec18\28Dec18\16.D		

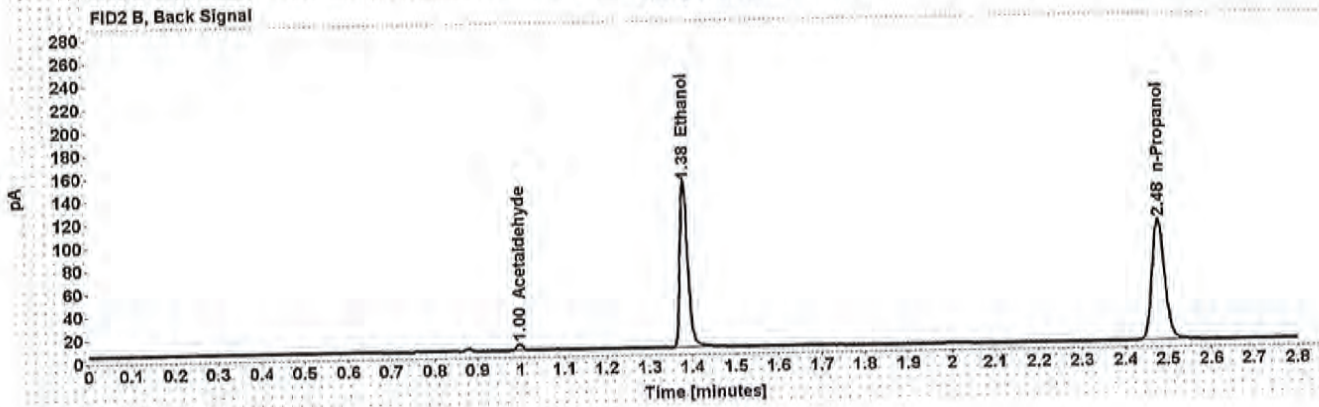
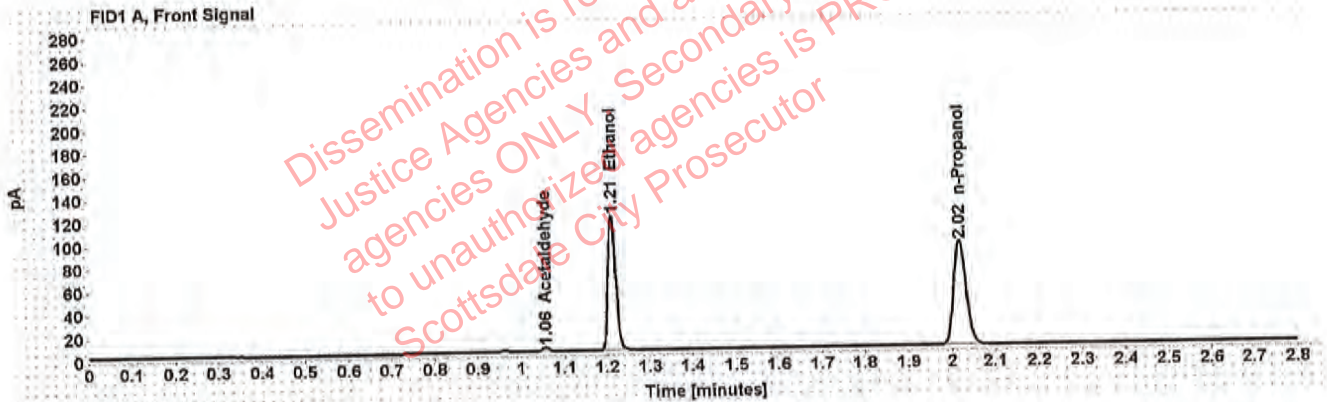


Table 1: FID 1 A (column DB-ALC1)

Compound	Amount (g/100mL)	Time (min)	Peak Area
Acetaldehyde	-----	1.057	3.998
>Ethanol	0.2342	1.212	151.487
n-Propanol	-----	2.019	180.333

Table 2: FID 2 B (column DB-ALC2)

Compound	Time (min)	Peak Area
Acetaldehyde	0.997	5.315
Ethanol	1.382	185.602
n-Propanol	2.478	216.457



Case: [REDACTED] User: mraines 12/31/2018

### Scottsdale Police Department Crime Lab Volatiles Analysis

Sample:	[REDACTED]	Item number:	1246630
Injection date:	12/28/2018 3:41:04 PM	Vial:	17
Method:	ethanol quant.M	Sequence:	28Dec18
Instrument:	US14173023 CN14160045	Analyst:	Raines
Data file:	C:\Chem32\1\Data\28Dec18\28Dec18\17.D		

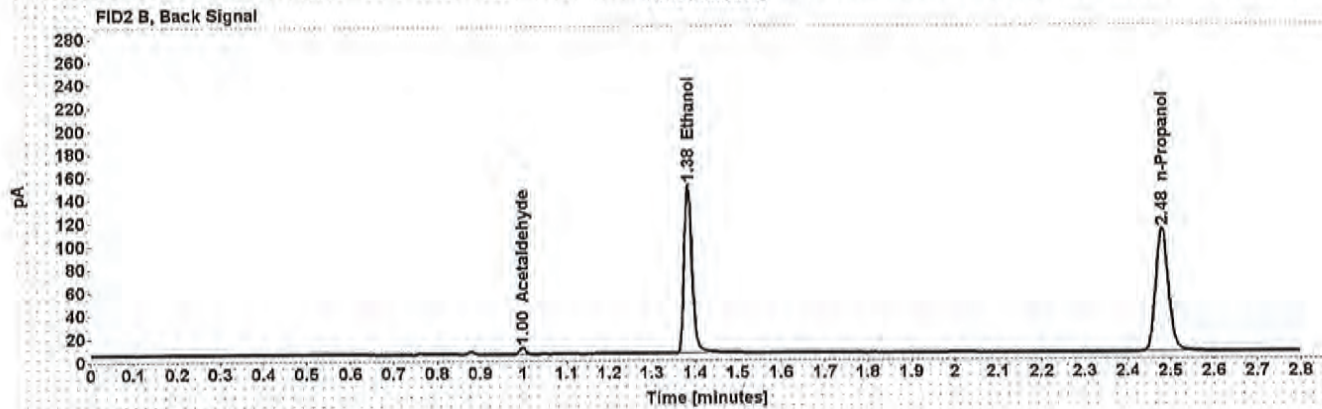
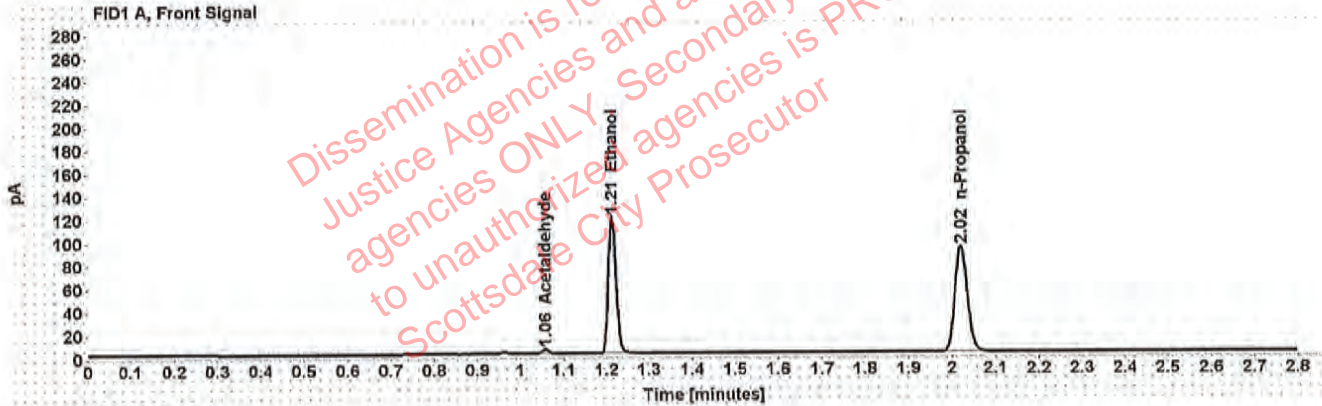


Table 1: FID 1 A (column DB-ALC1)

Compound	Amount (g/100mL)	Time (min)	Peak Area
Acetaldehyde	-----	1.058	4.119
>Ethanol	0.2351	1.214	154.126
n-Propanol	-----	2.021	182.806

Table 2: FID 2 B (column DB-ALC2)

Compound	Time (min)	Peak Area
Acetaldehyde	0.998	5.370
Ethanol	1.384	189.094
n-Propanol	2.480	220.042

### Scottsdale Police Department Crime Lab Volatiles Analysis

Sample:	[REDACTED]	Item number:	1228310
Injection date:	12/28/2018 3:45:04 PM	Vial:	18
Method:	ethanol quant.M	Sequence:	28Dec18
Instrument:	US14173023 CN14160045	Analyst:	Raines
Data file:	C:\Chem32\1\Data\28Dec18\28Dec18\18.D		

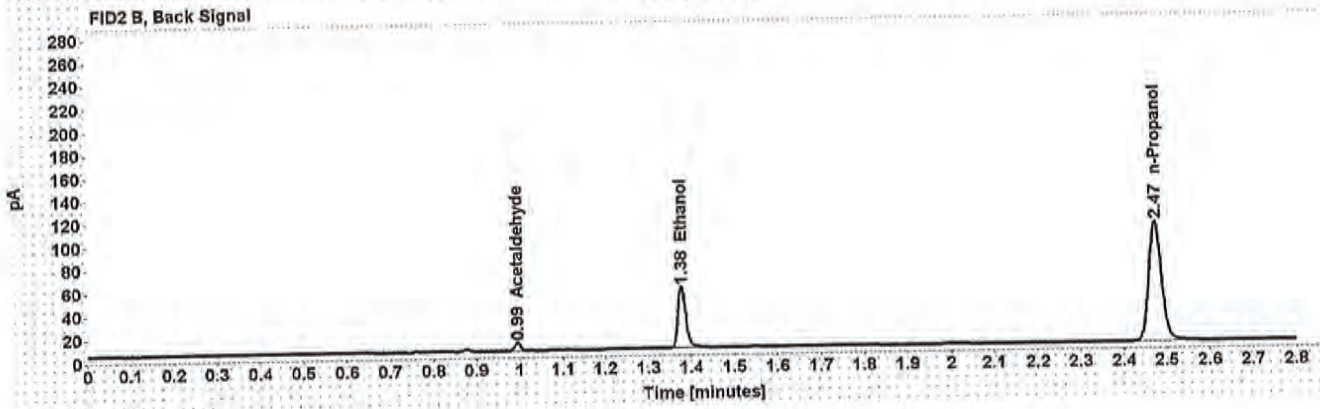
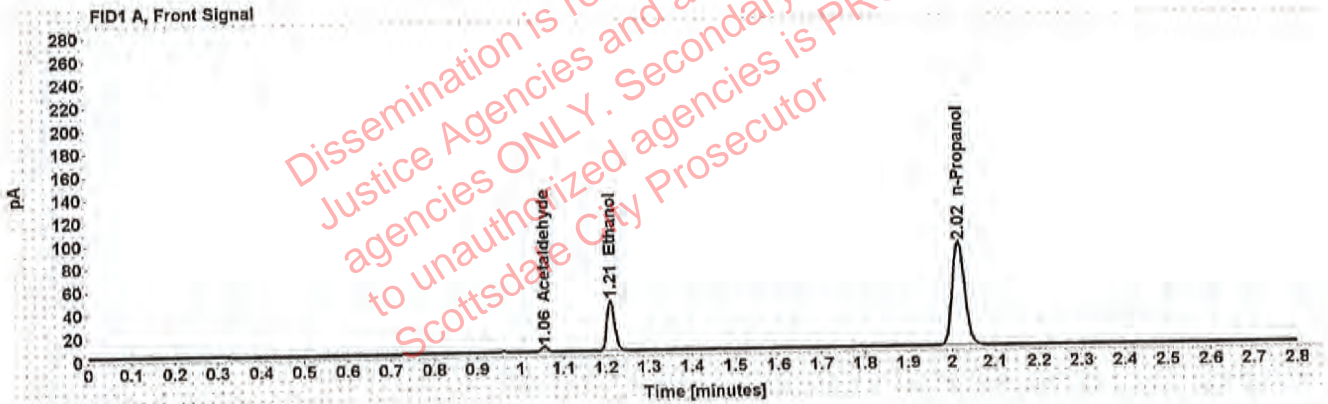


Table 1: FID 1 A (column DB-ALC1)

Compound	Amount (g/100mL)	Time (min)	Peak Area
Acetaldehyde	-----	1.055	4.990
>Ethanol	0.0882	1.210	55.876
n-Propanol	-----	2.016	178.329

Table 2: FID 2 B (column DB-ALC2)

Compound	Time (min)	Peak Area
Acetaldehyde	0.995	6.571
Ethanol	1.377	67.797
n-Propanol	2.473	214.754



### Scottsdale Police Department Crime Lab Volatiles Analysis

Sample:	[REDACTED]	Item number:	1228310
Injection date:	12/28/2018 3:49:20 PM	Vial:	19
Method:	ethanol quant.M	Sequence:	28Dec18
Instrument:	US14173023 CN14160045	Analyst:	Raines
Data file:	C:\Chem32\1\Data\28Dec18\28Dec18\19.D		

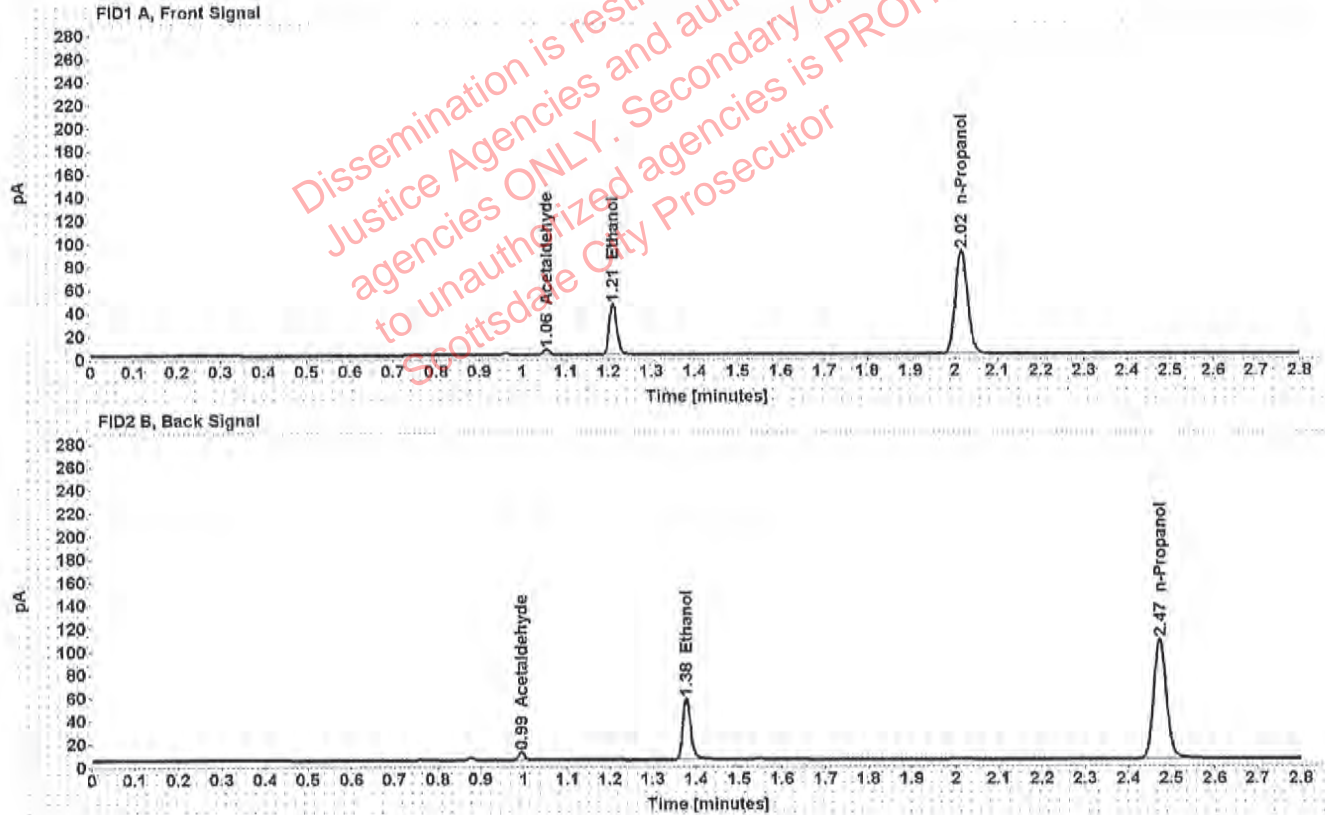


Table 1: FID 1 A (column DB-ALC1)

Compound	Amount (g/100mL)	Time (min)	Peak Area
Acetaldehyde	-----	1.055	5.003
>Ethanol	0.0888	1.210	56.390
n-Propanol	-----	2.016	178.726

Table 2: FID 2 B (column DB-ALC2)

Compound	Time (min)	Peak Area
Acetaldehyde	0.995	6.542
Ethanol	1.377	67.984
n-Propanol	2.473	214.977

Case: [REDACTED] : Raines, Melinda E. - (31-Dec-2018)

User: mraines 12/31/2018

### Scottsdale Police Department Crime Lab Volatiles Analysis

Sample:	[REDACTED]	Item number:	1244472
Injection date:	12/28/2018 3:57:19 PM	Vial:	21
Method:	ethanol quant.M	Sequence:	28Dec18
Instrument:	US14173023 CN14160045	Analyst:	Raines
Data file:	C:\Chem32\1\Data\28Dec18\28Dec18\21.D		

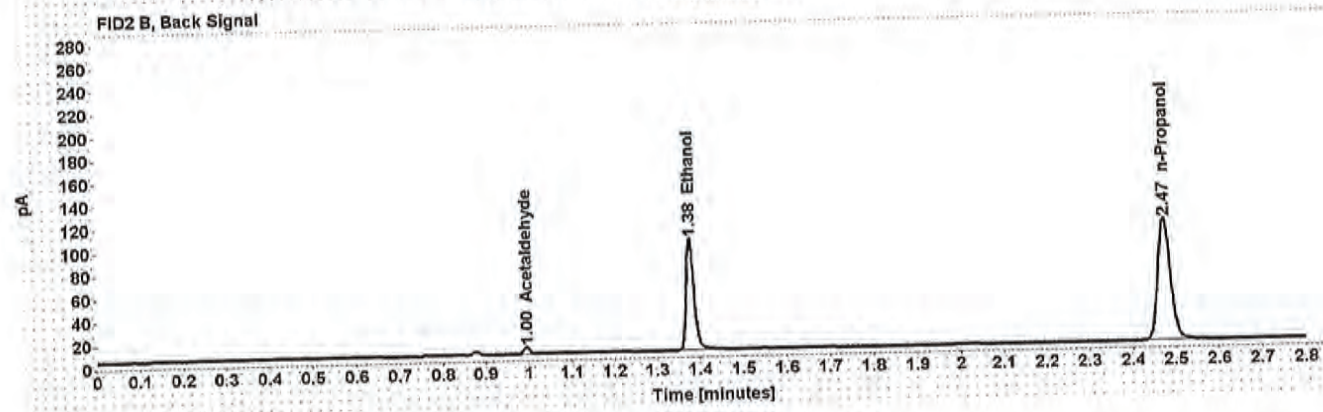
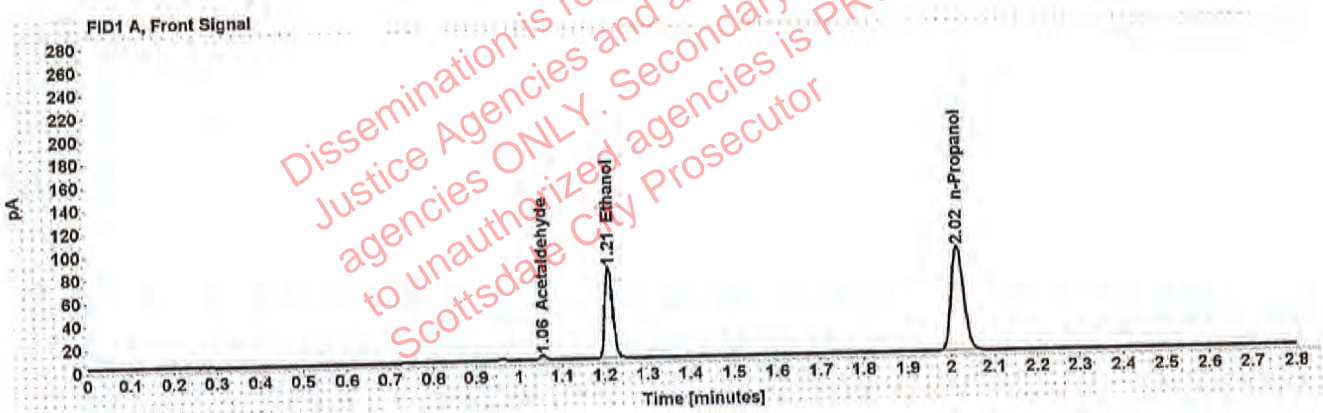


Table 1: FID 1 A (column DB-ALC1)

Compound	Amount (g/100mL)	Time (min)	Peak Area
Acetaldehyde	-----	1.056	4.431
>Ethanol	0.1558	1.210	100.704
n-Propanol	-----	2.016	180.750

Table 2: FID 2 B (column DB-ALC2)

Compound	Time (min)	Peak Area
Acetaldehyde	0.995	5.811
Ethanol	1.378	122.835
n-Propanol	2.474	217.208



### Scottsdale Police Department Crime Lab Volatiles Analysis

Sample:	[REDACTED]	Item number:	1244472
Injection date:	12/28/2018 4:01:19 PM	Vial:	22
Method:	ethanol quant.M	Sequence:	28Dec18
Instrument:	US14173023 CN14160045	Analyst:	Raines
Data file:	C:\Chem32\1\Data\28Dec18\28Dec18\22.D		

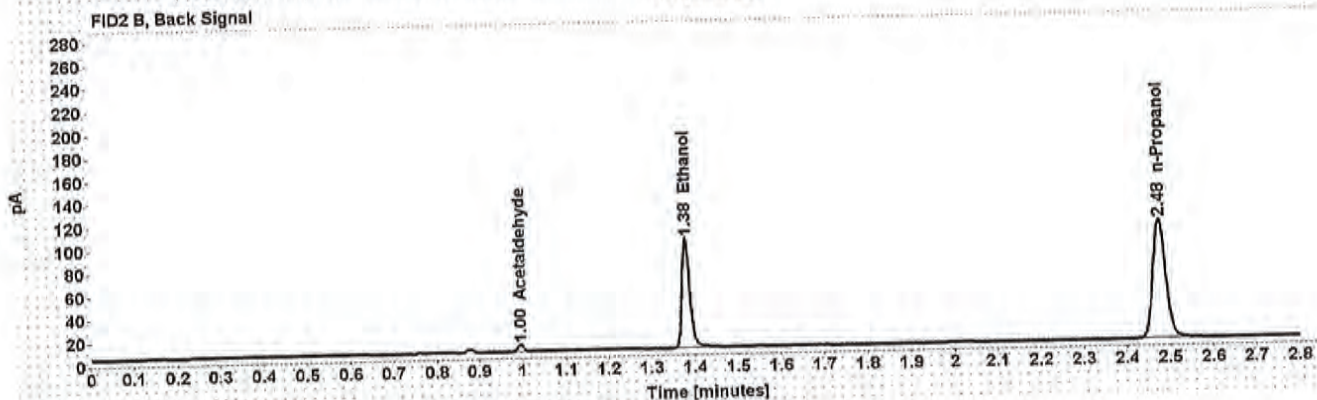



Table 1: FID 1 A (column DB-ALC1)

Compound	Amount (g/100mL)	Time (min)	Peak Area
Acetaldehyde	-----	1.056	4.327
>Ethanol	0.1572	1.211	99.999
n-Propanol	-----	2.018	177.860

Table 2: FID 2 B (column DB-ALC2)

Compound	Time (min)	Peak Area
Acetaldehyde	0.996	5.662
Ethanol	1.380	121.957
n-Propanol	2.476	213.761

### Scottsdale Police Department Crime Lab Volatiles Analysis

Sample:	[REDACTED]	Item number:	349-1A
Injection date:	12/28/2018 4:05:19 PM	Vial:	23
Method:	ethanol quant.M	Sequence:	28Dec18
Instrument:	US14173023 CN14160045	Analyst:	Raines
Data file:	C:\Chem32\1\Data\28Dec18\28Dec18\23.D		

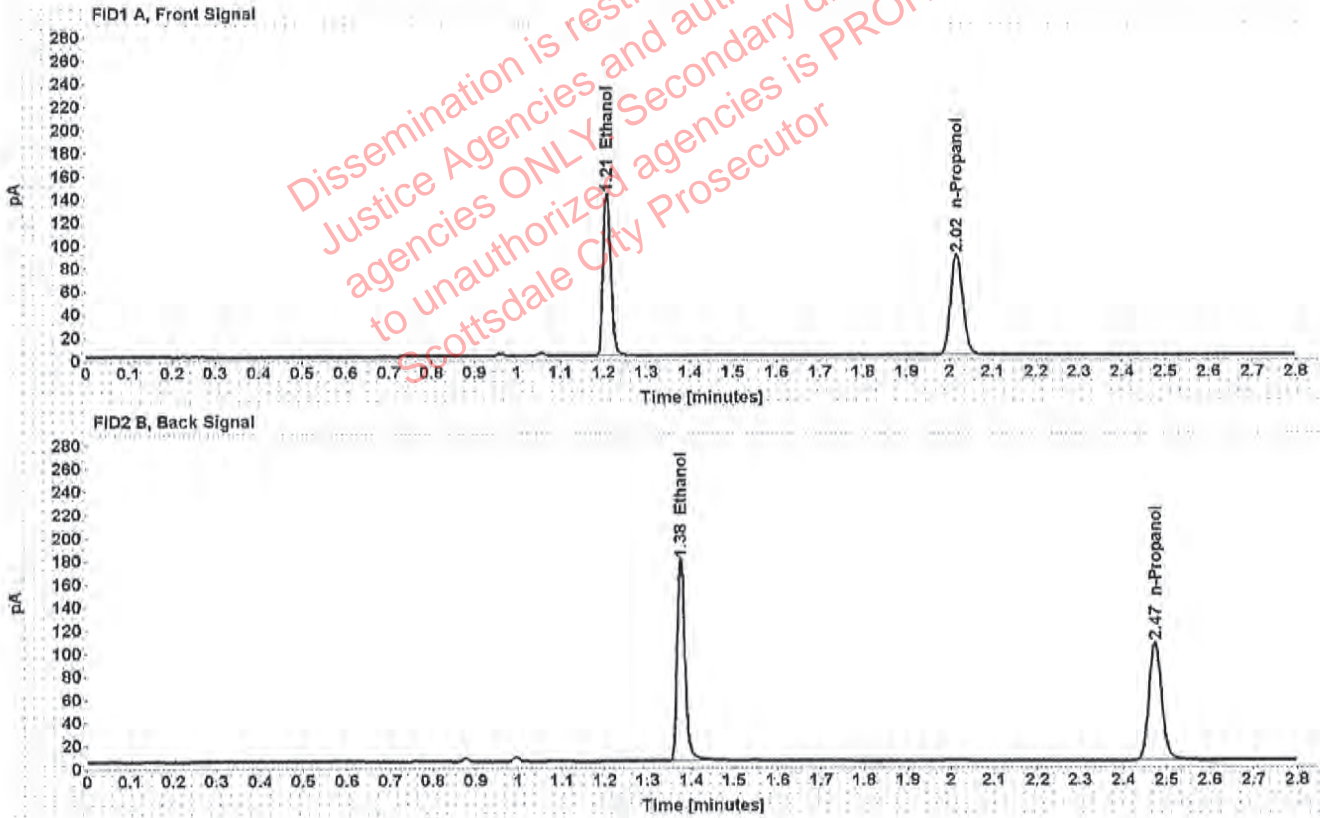


Table 1: FID 1 A (column DB-ALC1)

Compound	Amount (g/100mL)	Time (min)	Peak Area
>Ethanol	0.2858	1.209	179.630
n-Propanol	-----	2.016	175.071

Table 2: FID 2 B (column DB-ALC2)

Compound	Time (min)	Peak Area
Ethanol	1.377	220.517
n-Propanol	2.473	210.372



### Scottsdale Police Department Crime Lab Volatiles Analysis

Sample:	[REDACTED]	Item number:	349-1A
Injection date:	12/28/2018 4:09:20 PM	Vial:	24
Method:	ethanol quant.M	Sequence:	28Dec18
Instrument:	US14173023 CN14160045	Analyst:	Raines
Data file:	C:\Chem32\1\Data\28Dec18\28Dec18\24.D		

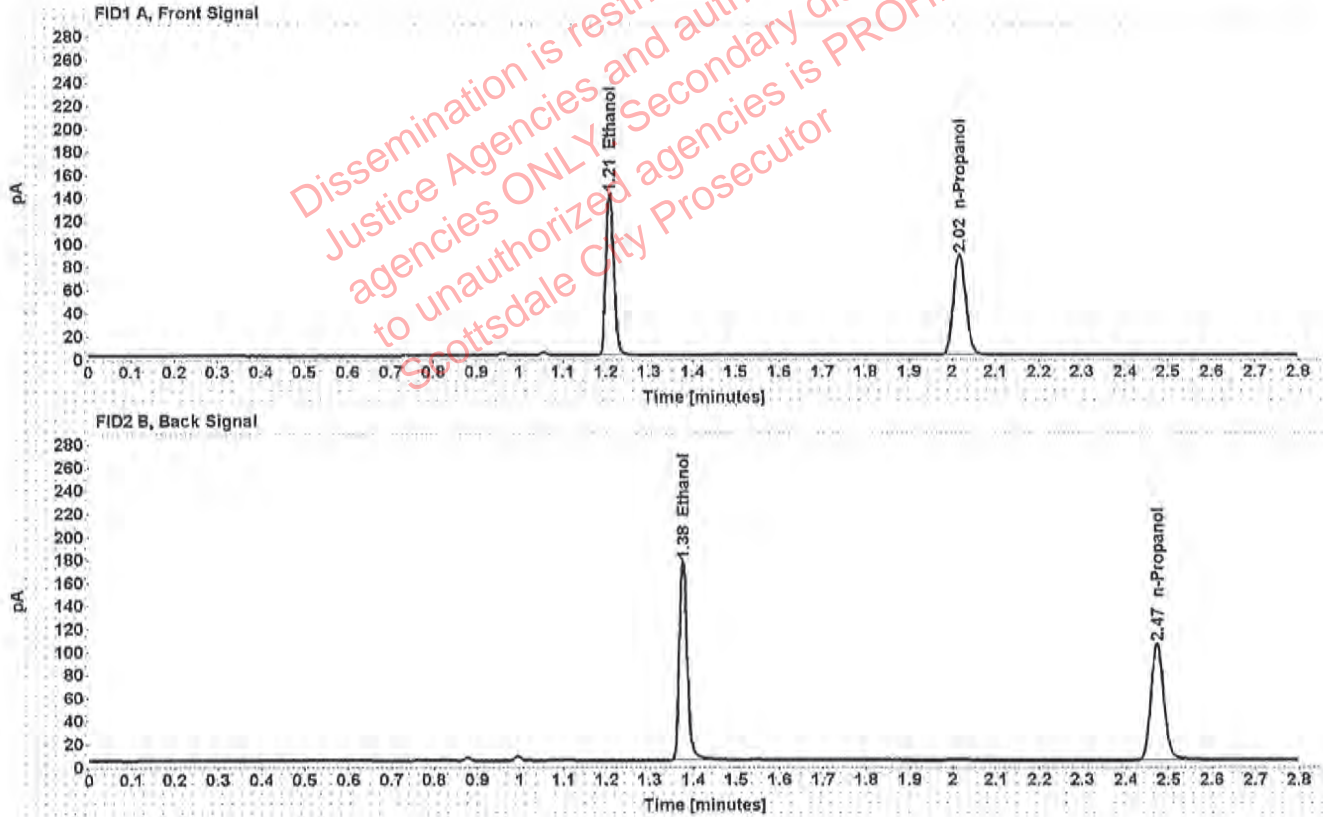


Table 1: FID 1 A (column DB-ALC1)

Compound	Amount (g/100mL)	Time (min)	Peak Area
>Ethanol	0.2861	1.209	178.447
n-Propanol	-----	2.016	173.728

Table 2: FID 2 B (column DB-ALC2)

Compound	Time (min)	Peak Area
Ethanol	1.377	219.247
n-Propanol	2.474	208.638

### Scottsdale Police Department Crime Lab Volatiles Analysis

Sample:	[REDACTED]	Item number:	1245036
Injection date:	12/28/2018 4:13:34 PM	Vial:	25
Method:	ethanol quant.M	Sequence:	28Dec18
Instrument:	US14173023 CN14160045	Analyst:	Raines
Data file:	C:\Chem32\11\Data\28Dec18\28Dec18\25.D		

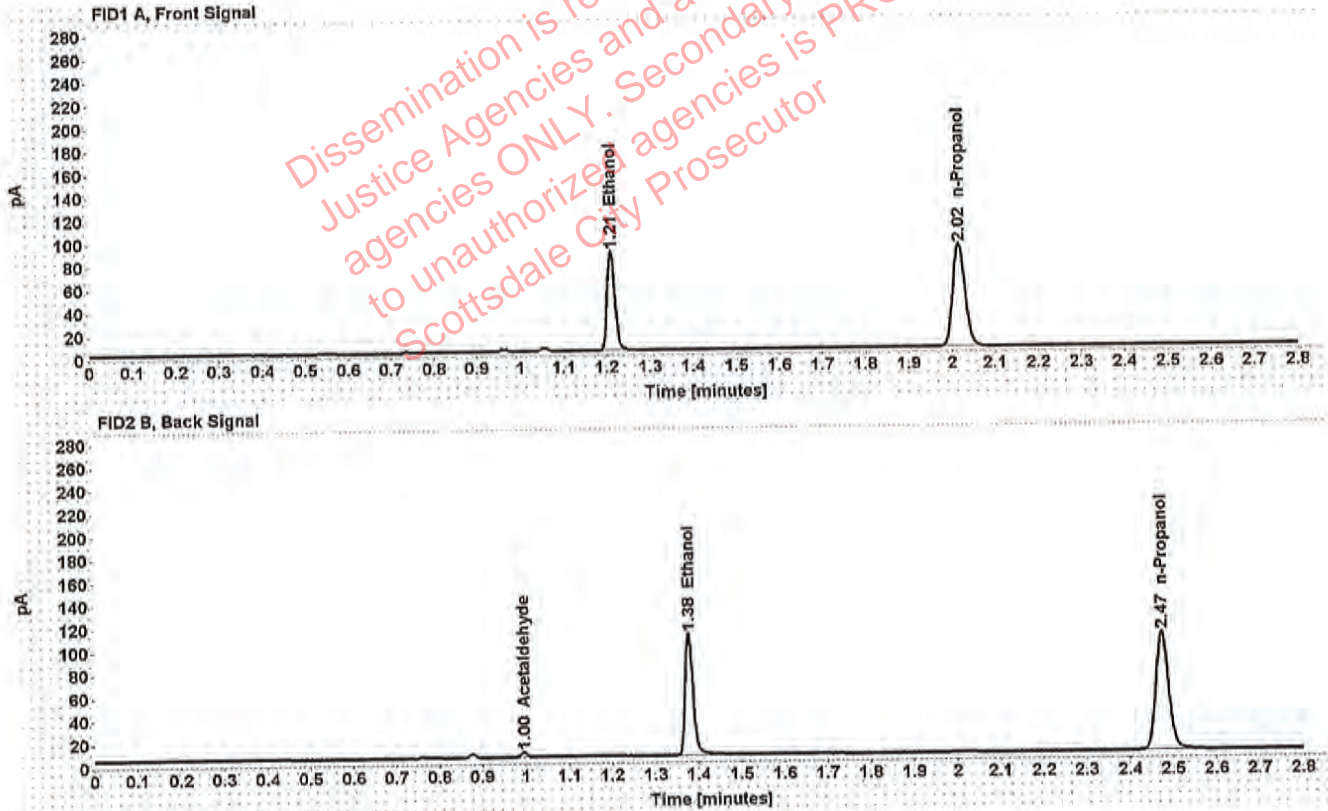


Table 1: FID 1 A (column DB-ALC1)

Compound	Amount (g/100mL)	Time (min)	Peak Area
>Ethanol	0.1745	1.210	110.515
n-Propanol	-----	2.017	176.935

Table 2: FID 2 B (column DB-ALC2)

Compound	Time (min)	Peak Area
Acetaldehyde	0.995	3.981
Ethanol	1.378	137.149
n-Propanol	2.474	213.057



### Scottsdale Police Department Crime Lab Volatiles Analysis

Sample:	[REDACTED]	Item number:	1245036
Injection date:	12/28/2018 4:17:34 PM	Vial:	26
Method:	ethanol quant.M	Sequence:	28Dec18
Instrument:	US14173023 CN14160045	Analyst:	Raines
Data file:	C:\Chem32\1\Data\28Dec18\28Dec18\26.D		

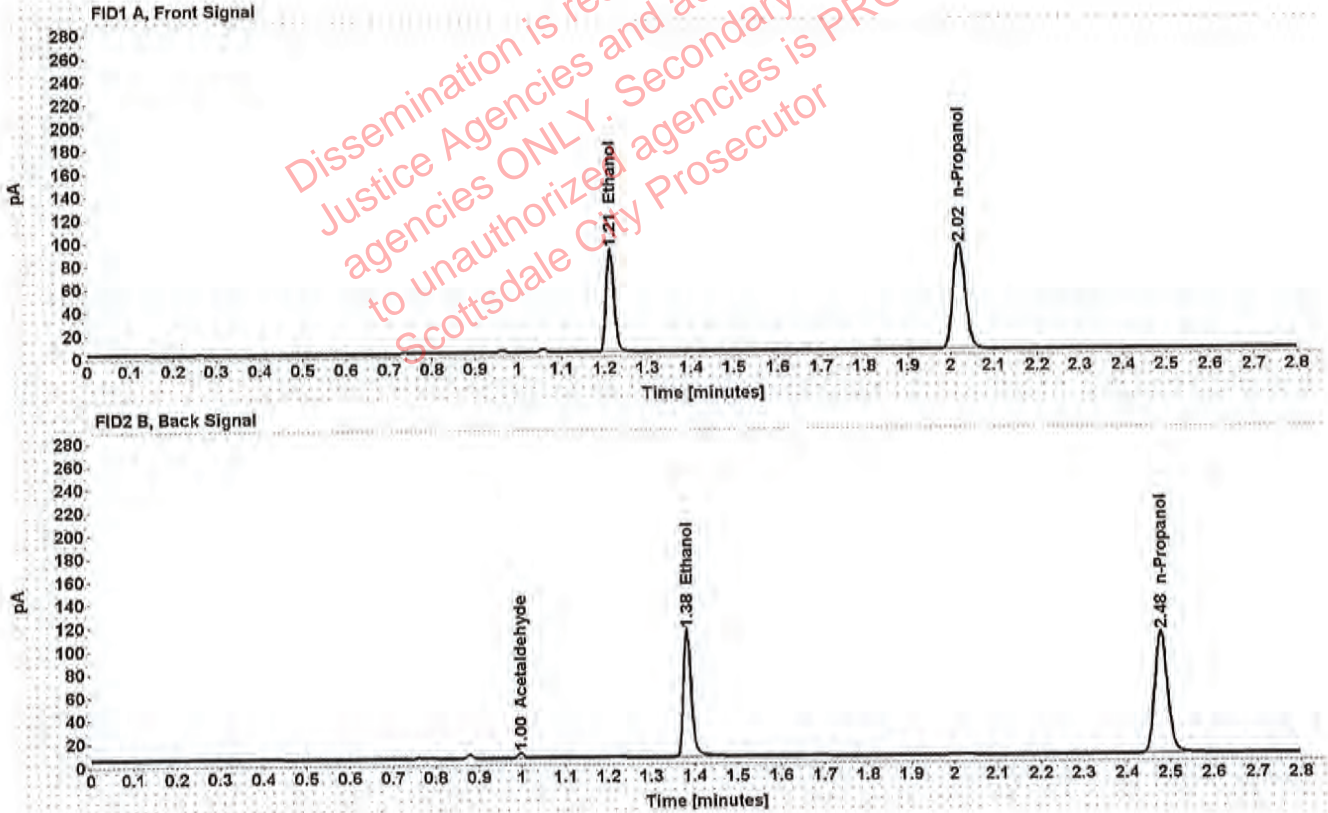


Table 1: FID 1 A (column DB-ALC1)

Compound	Amount (g/100mL)	Time (min)	Peak Area
>Ethanol	0.1777	1.213	115.381
n-Propanol	-----	2.020	181.308

Table 2: FID 2 B (column DB-ALC2)

Compound	Time (min)	Peak Area
Acetaldehyde	0.998	3.984
Ethanol	1.383	143.008
n-Propanol	2.479	218.460

### Scottsdale Police Department Crime Lab Volatiles Analysis

Sample:	[REDACTED]	Item number:	1245182
Injection date:	12/28/2018 4:21:34 PM	Vial:	27
Method:	ethanol quant.M	Sequence:	28Dec18
Instrument:	US14173023 CN14160045	Analyst:	Raines
Data file:	C:\Chem32\1\Data\28Dec18\28Dec18\27.D		

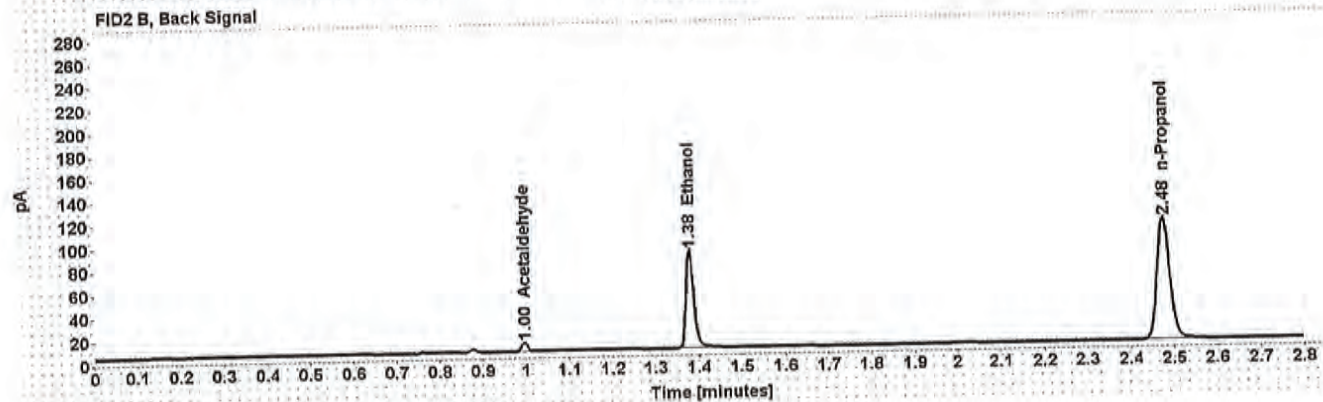
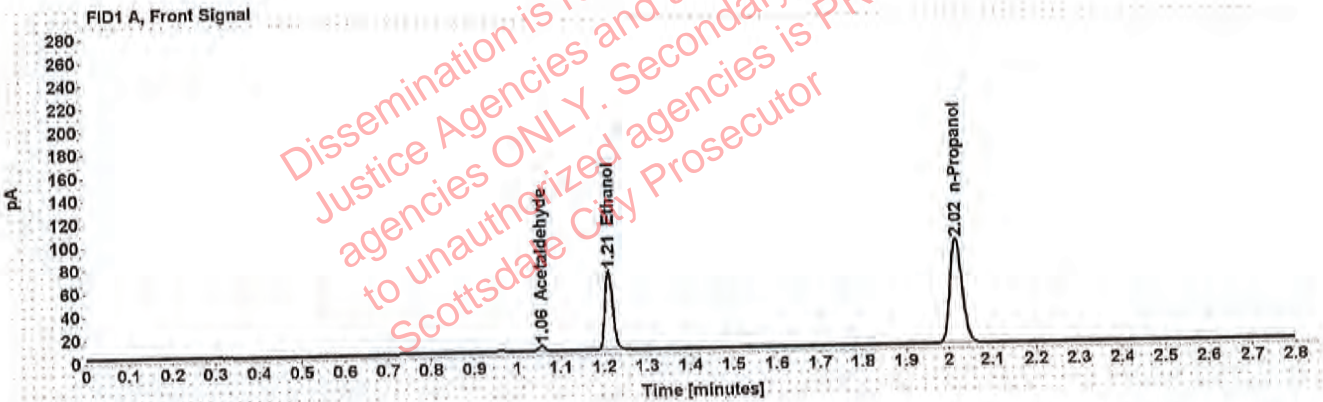


Table 1: FID 1 A (column DB-ALC1)

Compound	Amount (g/100mL)	Time (min)	Peak Area
Acetaldehyde	-----	1.056	5.387
>Ethanol	0.1370	1.211	88.528
n-Propanol	-----	2.018	180.867

Table 2: FID 2 B (column DB-ALC2)

Compound	Time (min)	Peak Area
Acetaldehyde	0.996	7.069
Ethanol	1.380	107.493
n-Propanol	2.476	217.304



### Scottsdale Police Department Crime Lab Volatiles Analysis

Sample:	[REDACTED]	Item number:	1245182
Injection date:	12/28/2018 4:25:34 PM	Vial:	28
Method:	ethanol quant.M	Sequence:	28Dec18
Instrument:	US14173023 CN14160045	Analyst:	Raines
Data file:	C:\Chem32\1\Data\28Dec18\28Dec18\28.D		

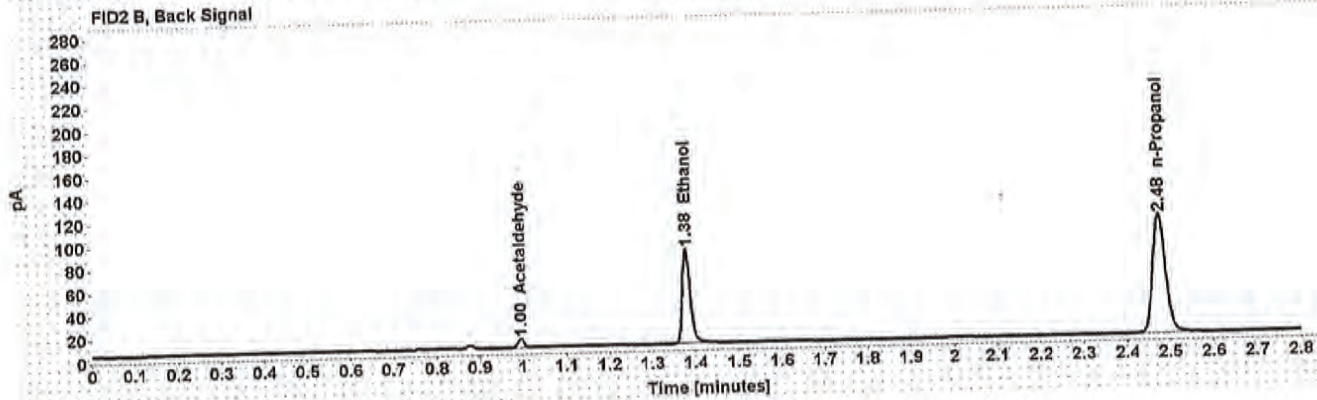
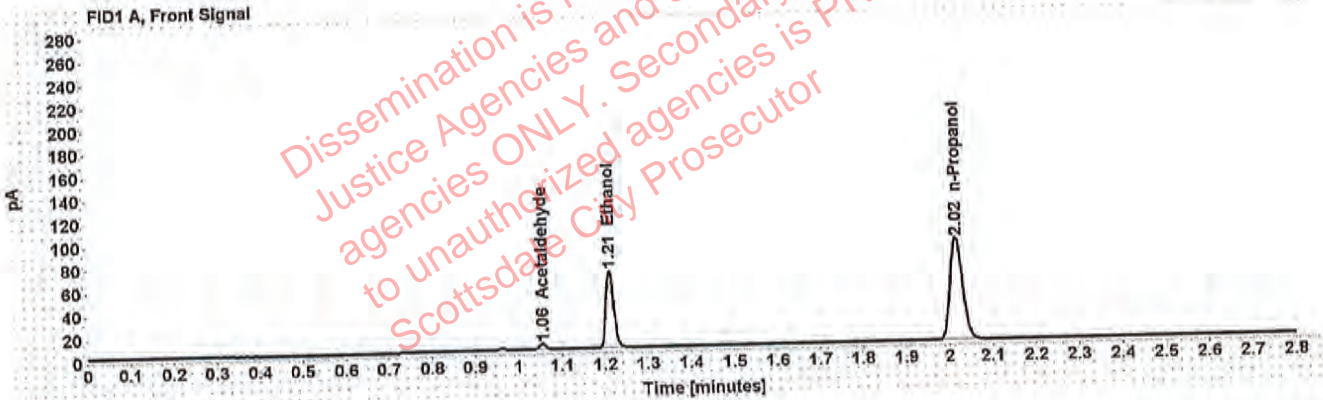


Table 1: FID 1 A (column DB-ALC1)

Compound	Amount (g/100mL)	Time (min)	Peak Area
Acetaldehyde	-----	1.056	5.441
>Ethanol	0.1367	1.211	86.505
n-Propanol	-----	2.017	177.083

Table 2: FID 2 B (column DB-ALC2)

Compound	Time (min)	Peak Area
Acetaldehyde	0.996	7.117
Ethanol	1.379	105.154
n-Propanol	2.475	213.114

### Scottsdale Police Department Crime Lab Volatiles Analysis

Sample:	[REDACTED]	Item number:	1243467
Injection date:	12/28/2018 4:29:35 PM	Vial:	29
Method:	ethanol quant.M	Sequence:	28Dec18
Instrument:	US14173023 CN14160045	Analyst:	Raines
Data file:	C:\Chem32\1\Data\28Dec18\28Dec18\29.D		

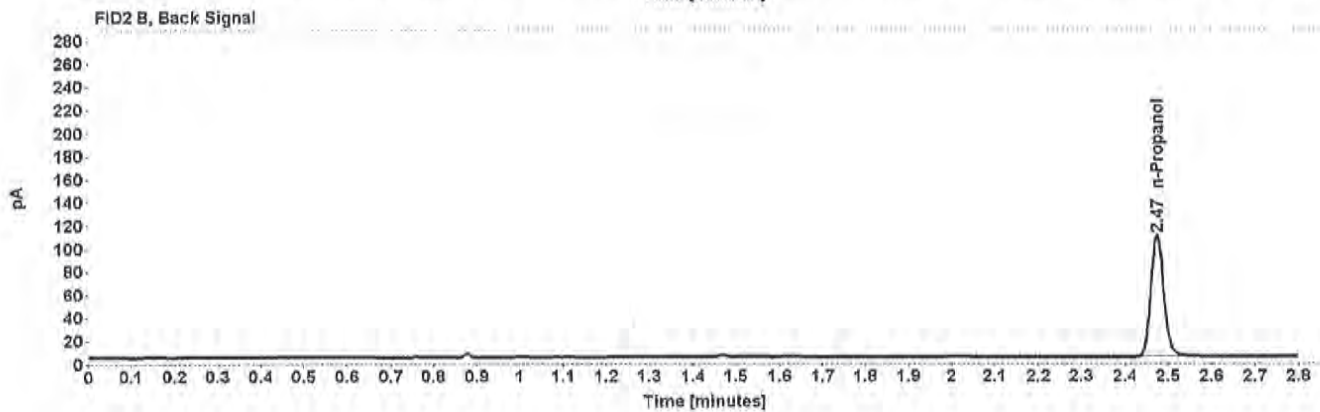


Table 1: FID 1 A (column DB-ALC1)

Compound	Amount (g/100mL)	Time (min)	Peak Area
n-Propanol	-----	2.017	181.093

Table 2: FID 2 B (column DB-ALC2)

Compound	Time (min)	Peak Area
n-Propanol	2.475	218.167



### Scottsdale Police Department Crime Lab Volatiles Analysis

Sample:	[REDACTED]	Item number:	1243467
Injection date:	12/28/2018 4:33:34 PM	Vial:	30
Method:	ethanol quant.M	Sequence:	28Dec18
Instrument:	US14173023 CN14160045	Analyst:	Raines
Data file:	C:\Chem32\1\Data\28Dec18\28Dec18\30.D		


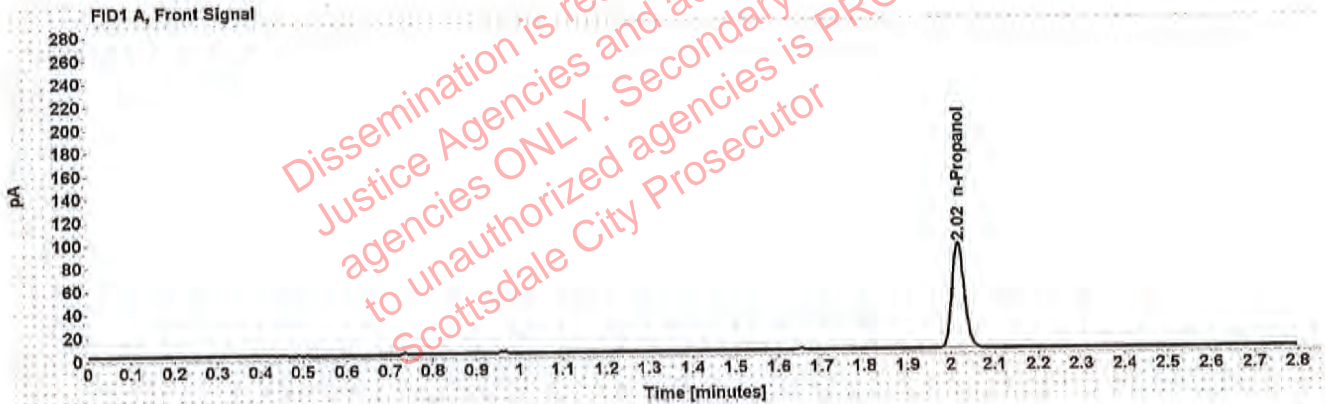


Table 1: FID 1 A (column DB-ALC1)

Compound	Amount (g/100mL)	Time (min)	Peak Area
n-Propanol	-----	2.017	181.625

Table 2: FID 2 B (column DB-ALC2)

Compound	Time (min)	Peak Area
n-Propanol	2.475	219.221

### Scottsdale Police Department Crime Lab Volatiles Analysis

Sample:	[REDACTED]	Item number:	1246124
Injection date:	12/28/2018 4:41:50 PM	Vial:	32
Method:	ethanol quant.M	Sequence:	28Dec18
Instrument:	US14173023 CN14160045	Analyst:	Raines
Data file:	C:\Chem32\1\Data\28Dec18\28Dec18\32.D		

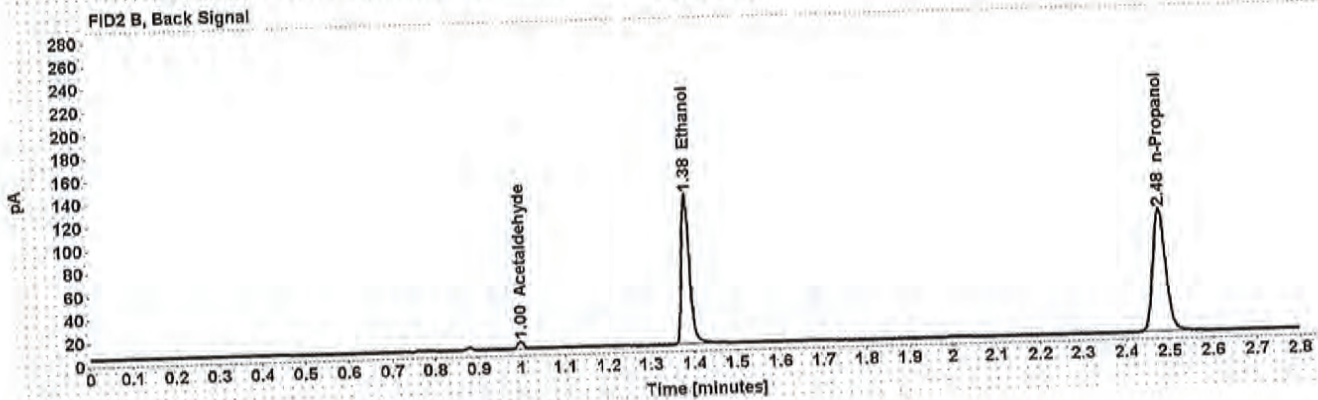
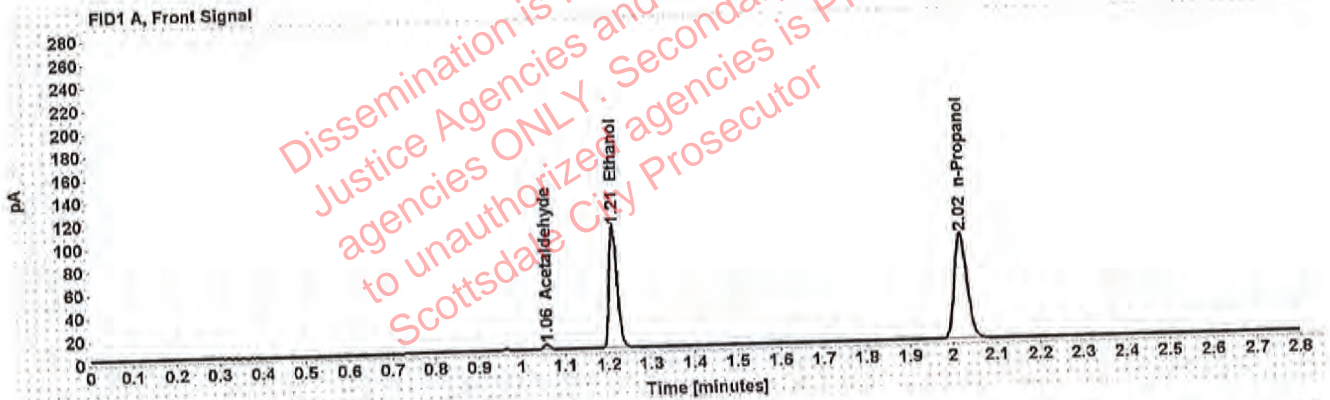


Table 1: FID 1 A (column DB-ALC1)

Compound	Amount (g/100mL)	Time (min)	Peak Area
Acetaldehyde	-----	1.057	4.620
>Ethanol	0.2088	1.213	137.059
n-Propanol	-----	2.019	183.154

Table 2: FID 2 B (column DB-ALC2)

Compound	Time (min)	Peak Area
Acetaldehyde	0.997	6.101
Ethanol	1.383	168.367
n-Propanol	2.479	220.493



**Scottsdale Police Department Crime Lab Volatiles Analysis**

Sample:	[REDACTED]	Item number:	1246124
Injection date:	12/28/2018 4:45:50 PM	Vial:	33
Method:	ethanol quant.M	Sequence:	28Dec18
Instrument:	US14173023 CN14160045	Analyst:	Raines
Data file:	C:\Chem32\1\Data\28Dec18\28Dec18\33.D		

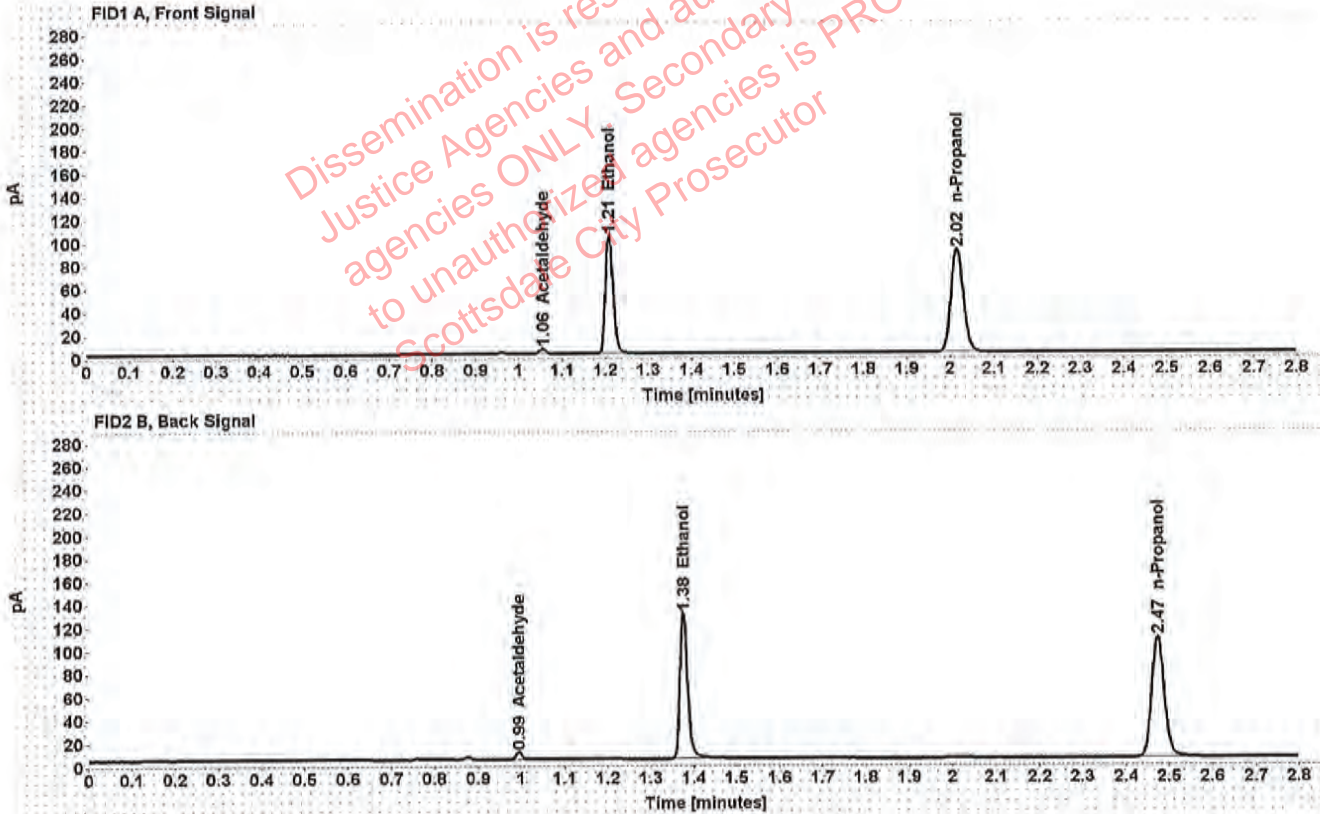


Table 1: FID 1 A (column DB-ALC1)

Compound	Amount (g/100mL)	Time (min)	Peak Area
Acetaldehyde	-----	1.055	4.621
>Ethanol	0.2040	1.209	130.886
n-Propanol	-----	2.016	179.029

Table 2: FID 2 B (column DB-ALC2)

Compound	Time (min)	Peak Area
Acetaldehyde	0.995	6.076
Ethanol	1.377	160.633
n-Propanol	2.473	215.129

### Scottsdale Police Department Crime Lab Volatiles Analysis

Sample:	[REDACTED]	Item number:	1245049
Injection date:	12/28/2018 4:49:50 PM	Vial:	34
Method:	ethanol quant.M	Sequence:	28Dec18
Instrument:	US14173023 CN14160045	Analyst:	Raines
Data file:	C:\Chem32\1\Data\28Dec18\28Dec18\34.D		

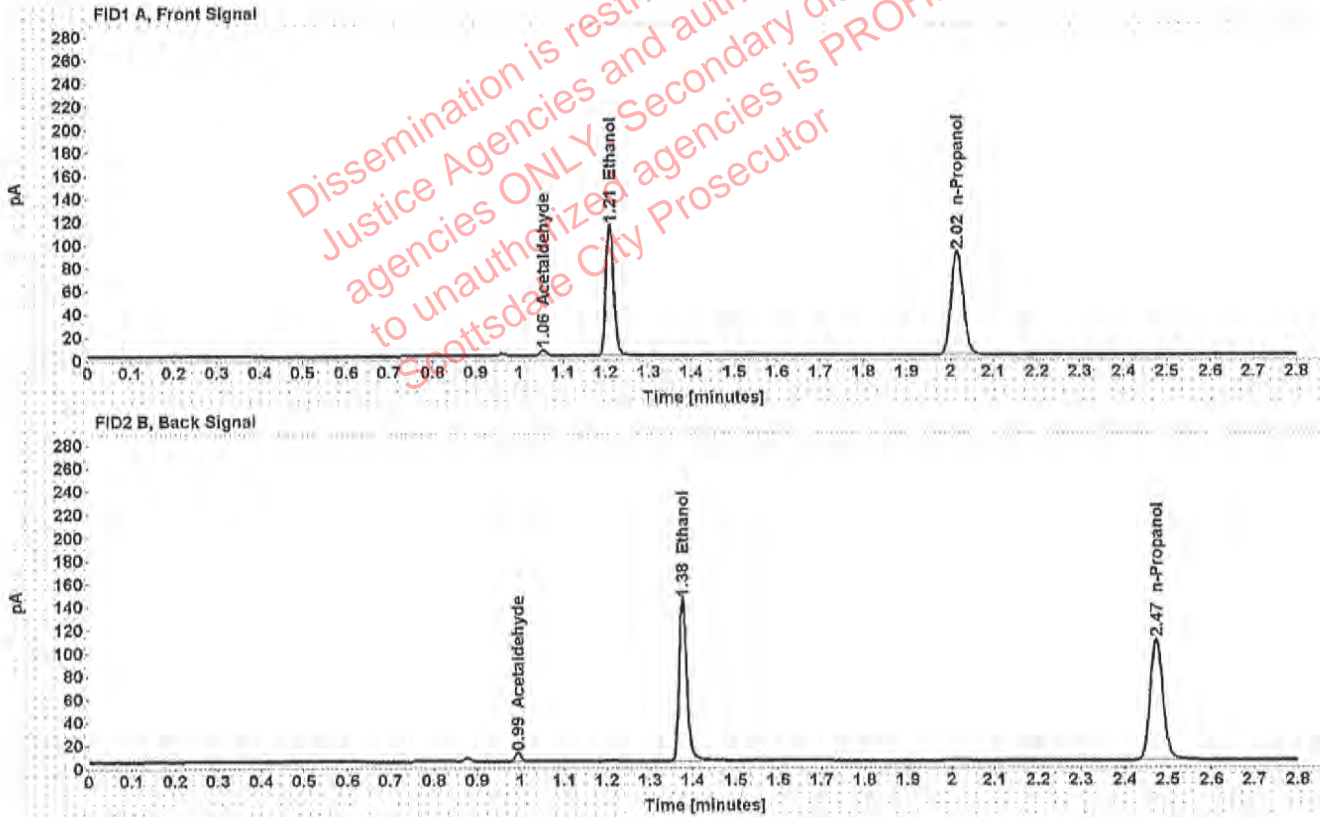


Table 1: FID 1 A (column DB-ALC1)

Compound	Amount (g/100mL)	Time (min)	Peak Area
Acetaldehyde	-----	1.055	5.539
>Ethanol	0.2248	1.209	144.923
n-Propanol	-----	2.016	179.810

Table 2: FID 2 B (column DB-ALC2)

Compound	Time (min)	Peak Area
Acetaldehyde	0.995	7.269
Ethanol	1.377	180.068
n-Propanol	2.473	216.568



### Scottsdale Police Department Crime Lab Volatiles Analysis

Sample: [redacted] Item number: 1245049  
Injection date: 12/28/2018 4:53:50 PM Vial: 35  
Method: ethanol quant.M Sequence: 28Dec18  
Instrument: US14173023 CN14160045 Analyst: Raines  
Data file: C:\Chem32\1\Data\28Dec18\28Dec18\35.D

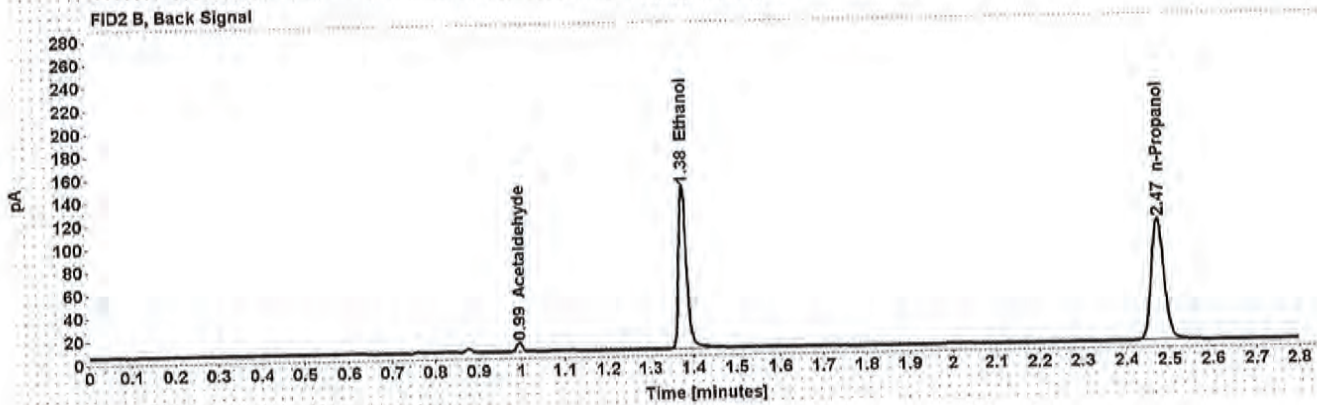
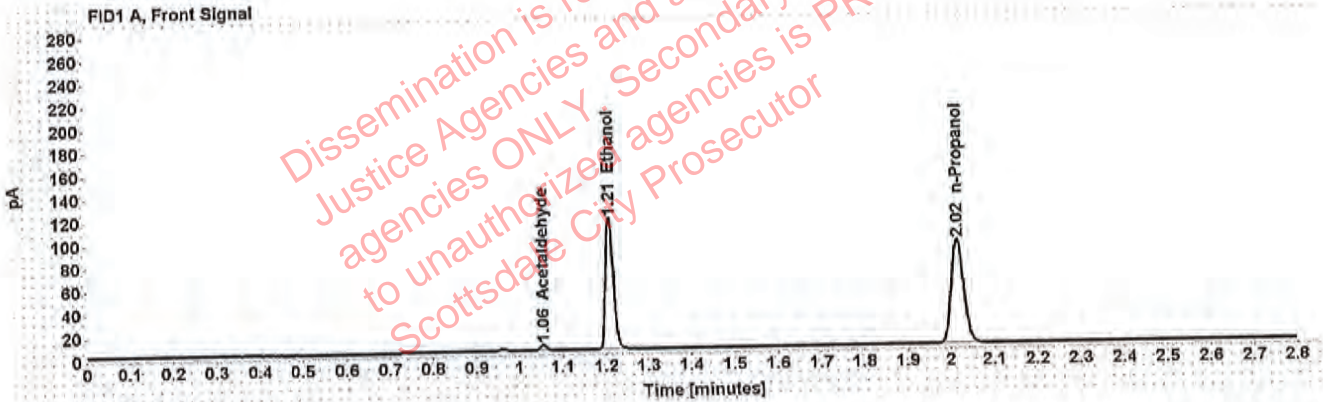


Table 1: FID 1 A (column DB-ALC1)

Compound	Amount (g/100mL)	Time (min)	Peak Area
Acetaldehyde	-----	1.055	5.480
>Ethanol	0.2255	1.209	145.656
n-Propanol	-----	2.016	180.117

Table 2: FID 2 B (column DB-ALC2)

Compound	Time (min)	Peak Area
Acetaldehyde	0.995	7.189
Ethanol	1.377	180.740
n-Propanol	2.473	217.292

Case [REDACTED] : Raines, Melinda E. - (31-Dec-2018)

User: mraines 12/31/2018

### Scottsdale Police Department Crime Lab Volatiles Analysis

Sample:	[REDACTED]	Item number:	1245133
Injection date:	12/28/2018 4:57:50 PM	Vial:	36
Method:	ethanol quant.M	Sequence:	28Dec18
Instrument:	US14173023 CN14160045	Analyst:	Raines
Data file:	C:\Chem32\11\Data\28Dec18\28Dec18\36.D		

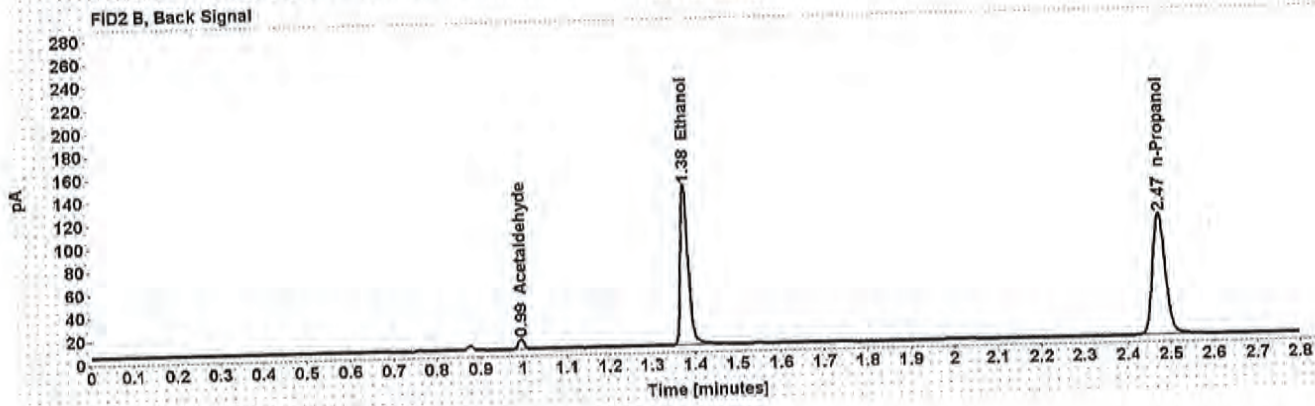
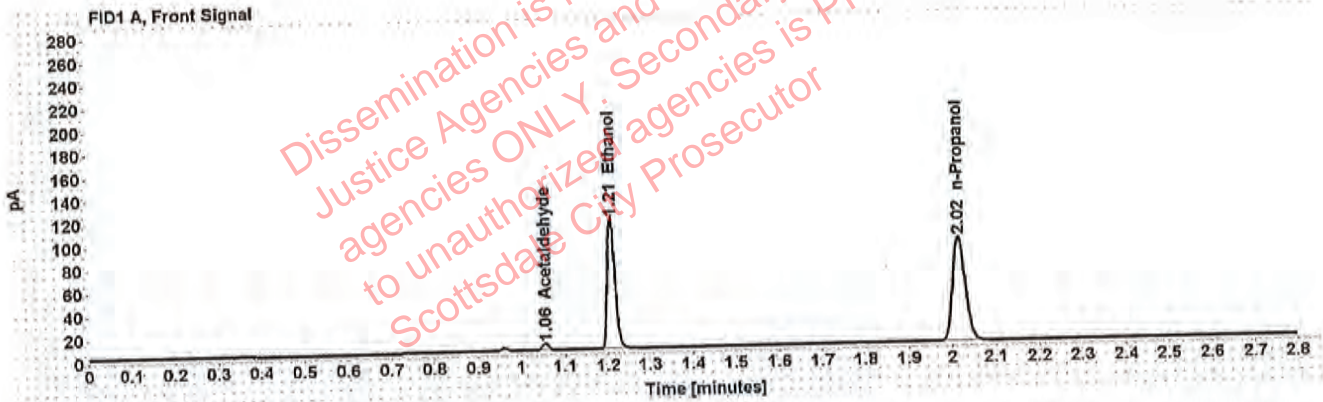


Table 1: FID 1 A (column DB-ALC1)

Compound	Amount (g/100mL)	Time (min)	Peak Area
Acetaldehyde	-----	1.055	6.384
>Ethanol	0.2233	1.210	144.378
n-Propanol	-----	2.016	180.315

Table 2: FID 2 B (column DB-ALC2)

Compound	Time (min)	Peak Area
Acetaldehyde	0.995	8.325
Ethanol	1.377	177.734
n-Propanol	2.474	217.337



: Raines, Melinda E. - (31-Dec-2018)

Case: [redacted] User: mraines 12/31/2018

### Scottsdale Police Department Crime Lab Volatiles Analysis

Sample:	[redacted]	Item number:	1245133
Injection date:	12/28/2018 5:02:05 PM	Vial:	37
Method:	ethanol quant.M	Sequence:	28Dec18
Instrument:	US14173023 CN14160045	Analyst:	Raines
Data file:	C:\Chem32\1\Data\28Dec18\28Dec18\37.D		

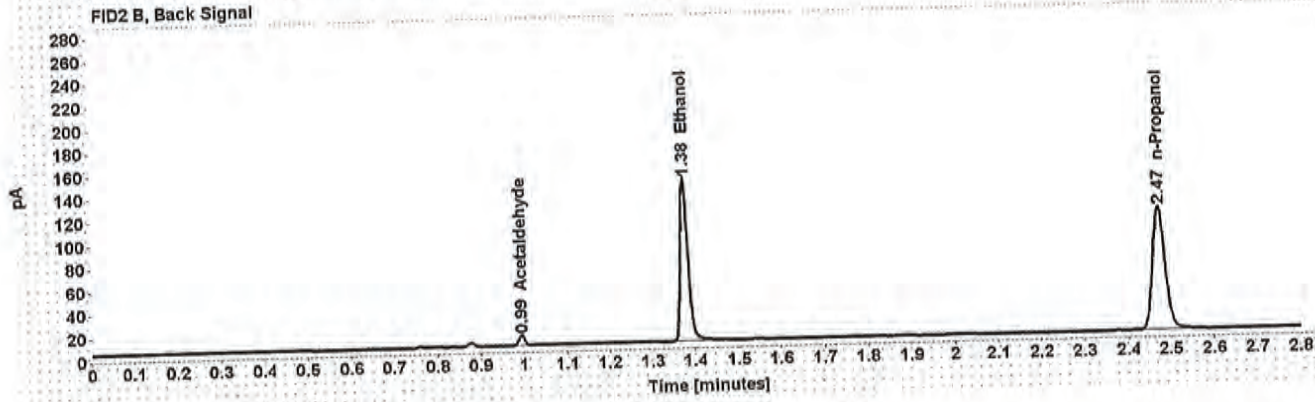
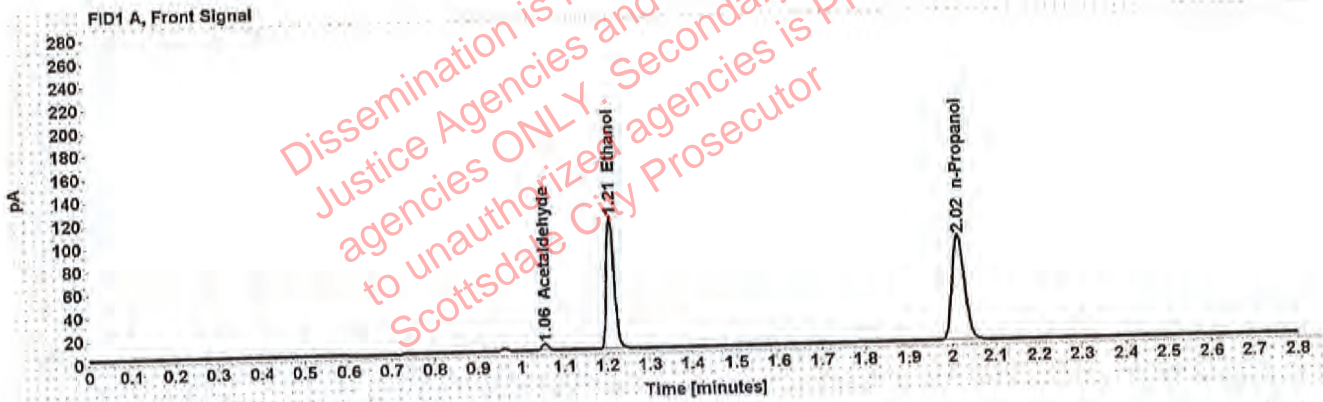


Table 1: FID 1 A (column DB-ALC1)

Compound	Amount (g/100mL)	Time (min)	Peak Area
Acetaldehyde	-----	1.055	6.277
>Ethanol	0.2231	1.209	145.542
n-Propanol	-----	2.016	181.926

Table 2: FID 2 B (column DB-ALC2)

Compound	Time (min)	Peak Area
Acetaldehyde	0.995	8.242
Ethanol	1.377	180.864
n-Propanol	2.473	219.817

### Scottsdale Police Department Crime Lab Volatiles Analysis

Sample:	[redacted]	Item number:	72-01A
Injection date:	12/28/2018 5:06:04 PM	Vial:	38
Method:	ethanol quant.M	Sequence:	28Dec18
Instrument:	US14173023 CN14160045	Analyst:	Raines
Data file:	C:\Chem32\1\Data\28Dec18\28Dec18\38.D		

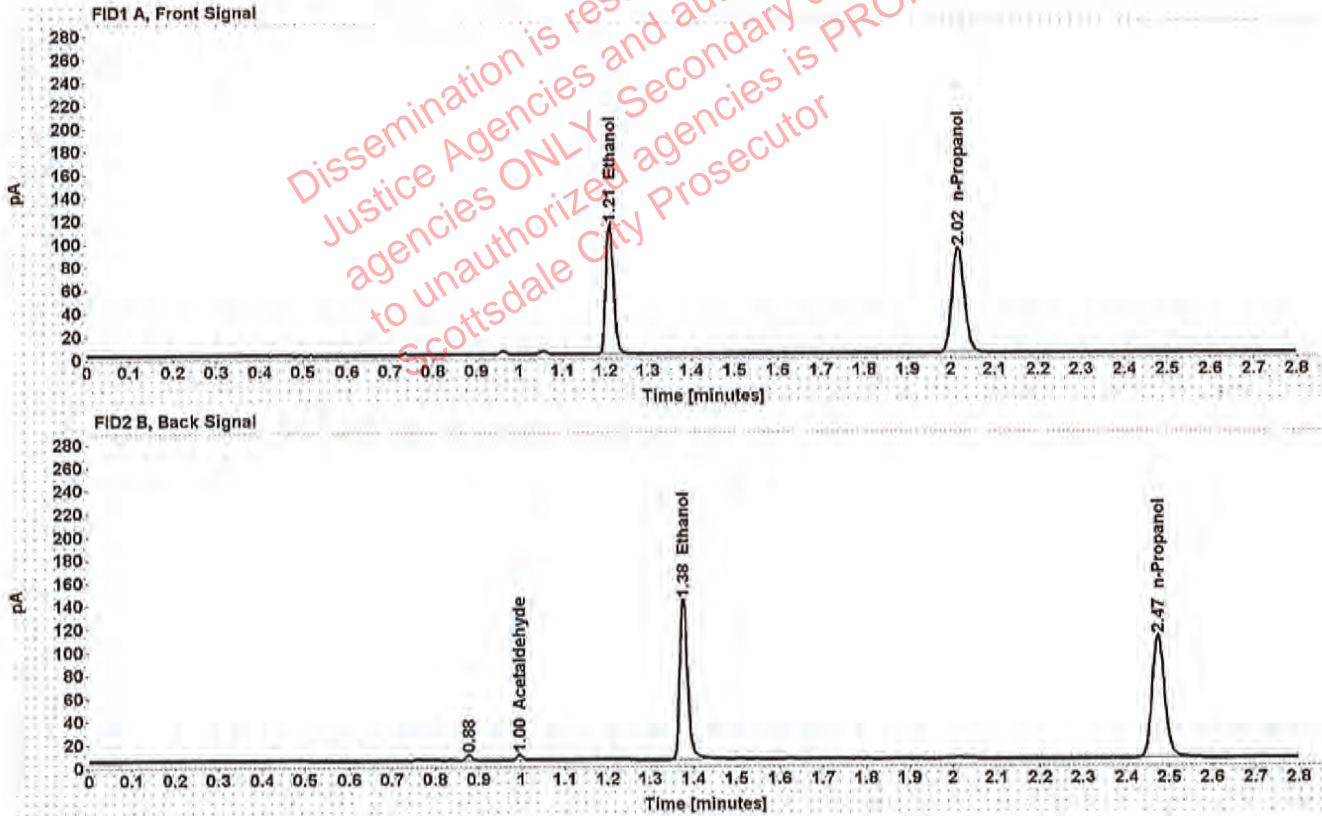


Table 1: FID 1 A (column DB-ALC1)

Compound	Amount (g/100mL)	Time (min)	Peak Area
>Ethanol	0.2212	1.210	143.858
n-Propanol	-----	2.016	181.415

Table 2: FID 2 B (column DB-ALC2)

Compound	Time (min)	Peak Area
Acetaldehyde	0.995	4.474
Ethanol	1.377	178.860
n-Propanol	2.474	219.137



## Scottsdale Police Department Crime Lab Volatiles Analysis

<b>Sample:</b> [REDACTED]	<b>Item number:</b> 72-01A
<b>Injection date:</b> 12/28/2018 5:10:05 PM	<b>Vial:</b> 39
<b>Method:</b> ethanol quant.M	<b>Sequence:</b> 28Dec18
<b>Instrument:</b> US14173023 CN14160045	<b>Analyst:</b> Raines
<b>Data file:</b> C:\Chem32\1\Data\28Dec18\28Dec18\39.D	

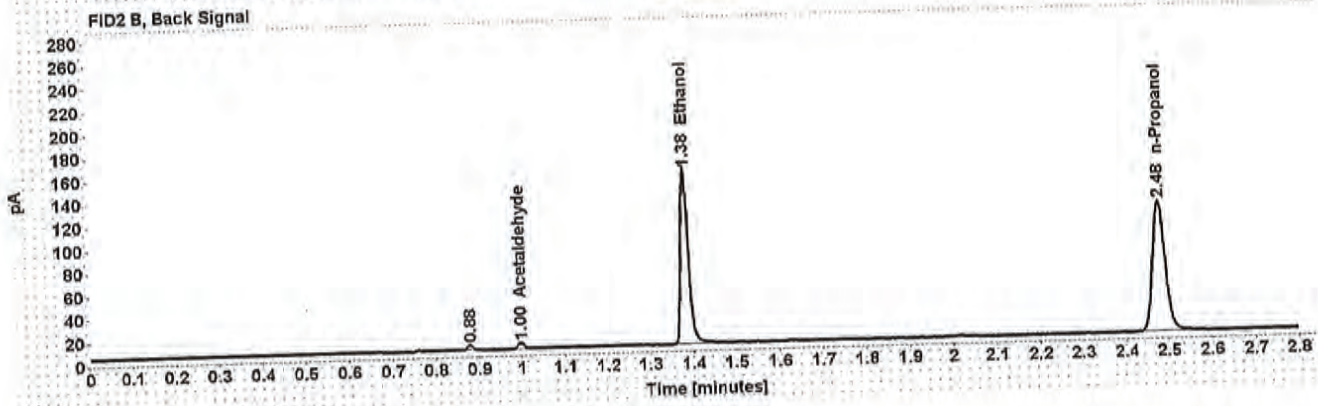
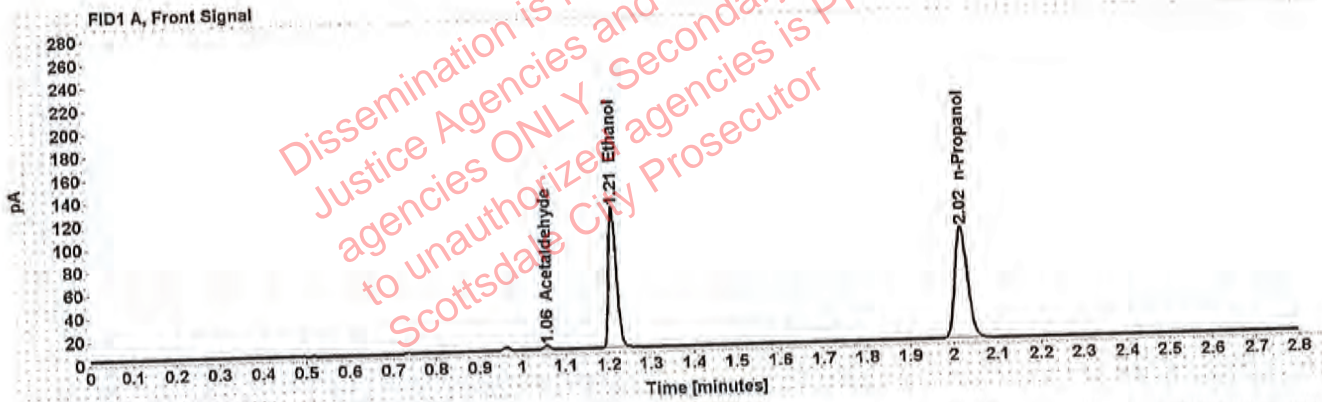


Table 1: FID 1 A (column DB-ALC1)

Compound	Amount (g/100mL)	Time (min)	Peak Area
Acetaldehyde	-----	1.057	3.836
>Ethanol	0.2281	1.212	158.212
n-Propanol	-----	2.019	193.439

Table 2: FID 2 B (column DB-ALC2)

Compound	Time (min)	Peak Area
Acetaldehyde	0.997	5.084
Ethanol	1.382	196.740
n-Propanol	2.478	234.675

### Scottsdale Police Department Crime Lab Volatiles Analysis

Sample:	[REDACTED]	Item number:	310-01A
Injection date:	12/28/2018 5:14:04 PM	Vial:	40
Method:	ethanol quant.M	Sequence:	28Dec18
Instrument:	US14173023 CN14160045	Analyst:	Raines
Data file:	C:\Chem32\1\Data\28Dec18\28Dec18\40.D		

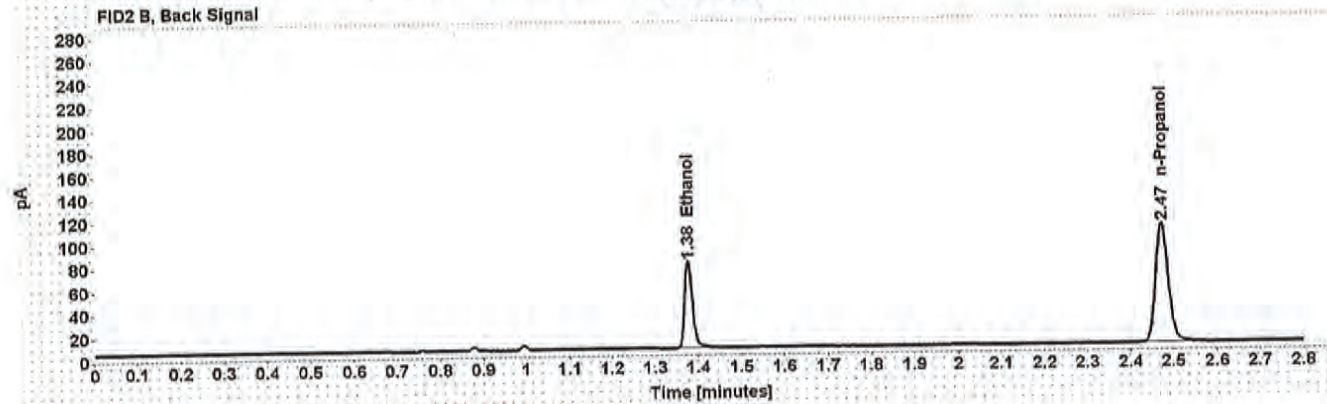
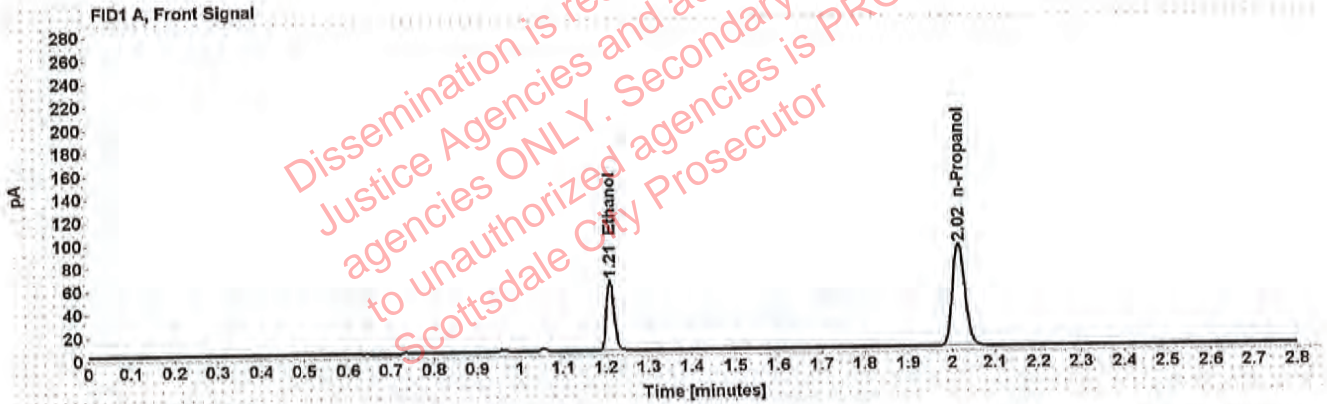


Table 1: FID 1 A (column DB-ALC1)

Compound	Amount (g/100mL)	Time (min)	Peak Area
>Ethanol	0.1239	1.210	78.478
n-Propanol	-----	2.016	177.465

Table 2: FID 2 B (column DB-ALC2)

Compound	Time (min)	Peak Area
Ethanol	1.377	96.036
n-Propanol	2.474	214.041



Case: [REDACTED] : Raines, Melinda E. - (31-Dec-2018)

User: mraines 12/31/2018

### Scottsdale Police Department Crime Lab Volatiles Analysis

Sample:	[REDACTED]	Item number:	310-01A
Injection date:	12/28/2018 5:18:04 PM	Vial:	41
Method:	ethanol quant.M	Sequence:	28Dec18
Instrument:	US14173023 CN14160045	Analyst:	Raines
Data file:	C:\Chem32\1\Data\28Dec18\28Dec18\41.D		

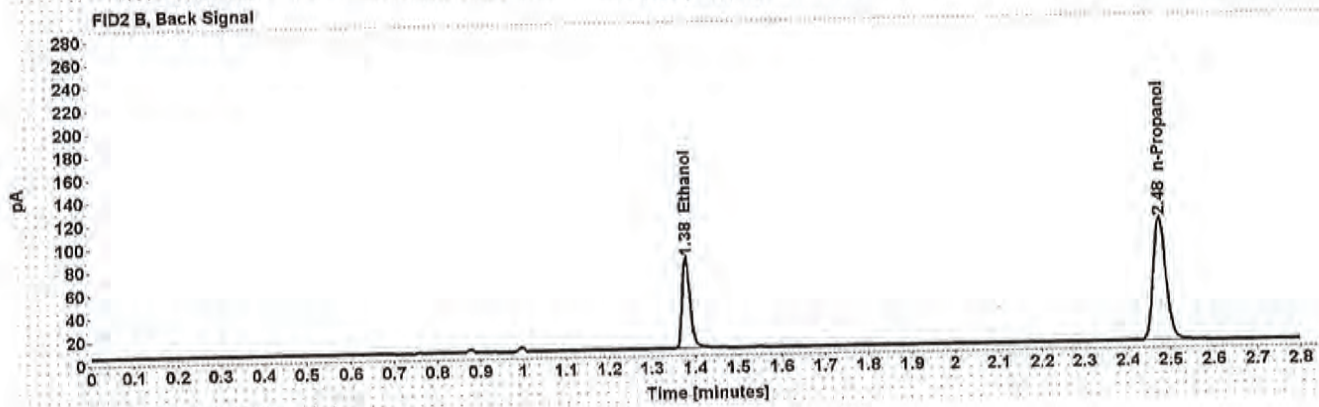
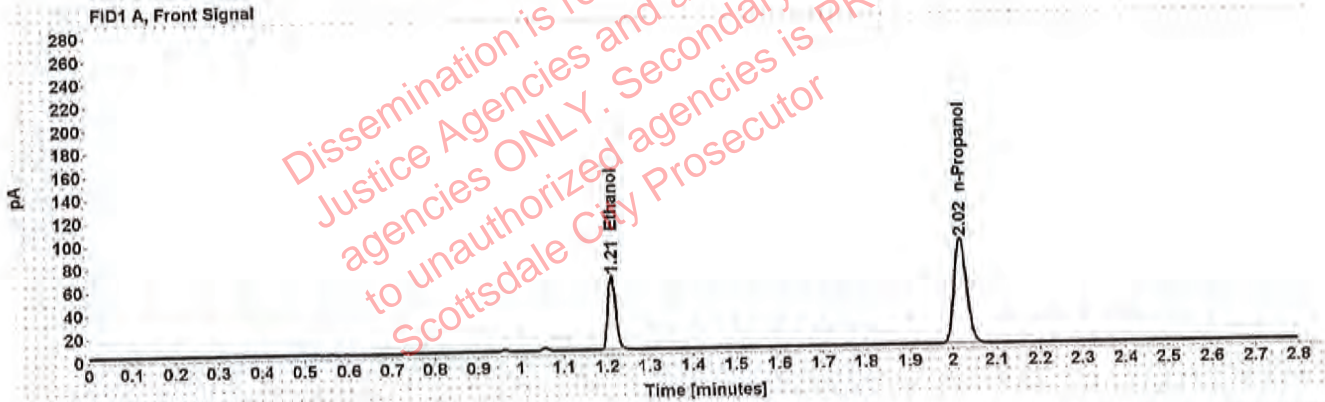


Table 1: FID 1 A (column DB-ALC1)

Compound	Amount (g/100mL)	Time (min)	Peak Area
>Ethanol	0.1266	1.212	82.287
n-Propanol	-----	2.018	182.036

Table 2: FID 2 B (column DB-ALC2)

Compound	Time (min)	Peak Area
Ethanol	1.380	100.171
n-Propanol	2.476	220.063

: Raines, Melinda E. - (31-Dec-2018)

Case: [redacted] User: mraines 12/31/2018

### Scottsdale Police Department Crime Lab Volatiles Analysis

Sample:	[redacted]	Item number:	1237521
Injection date:	12/28/2018 5:34:20 PM	Vial:	45
Method:	ethanol quant.M	Sequence:	28Dec18
Instrument:	US14173023 CN14160045	Analyst:	Raines
Data file:	C:\Chem32\1\Data\28Dec18\28Dec18\45.D		

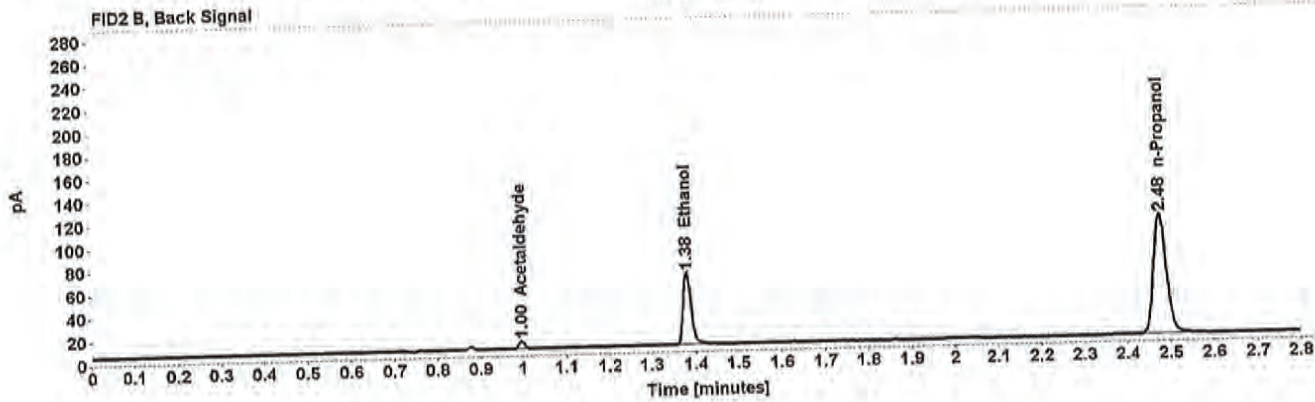
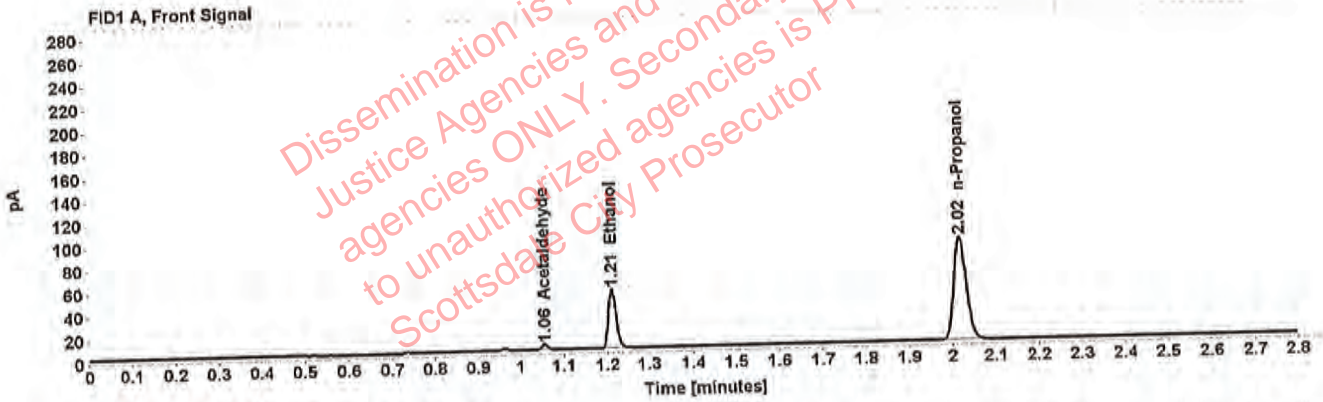


Table 1: FID 1 A (column DB-ALC1)

Compound	Amount (g/100mL)	Time (min)	Peak Area
Acetaldehyde	-----	1.057	4.854
>Ethanol	0.1047	1.212	66.415
n-Propanol	-----	2.018	178.013

Table 2: FID 2 B (column DB-ALC2)

Compound	Time (min)	Peak Area
Acetaldehyde	0.996	6.305
Ethanol	1.381	80.837
n-Propanol	2.477	215.514



### Scottsdale Police Department Crime Lab Volatiles Analysis

Sample:	[redacted]	Item number:	1237521
Injection date:	12/28/2018 5:38:19 PM	Vial:	46
Method:	ethanol quant.M	Sequence:	28Dec18
Instrument:	US14173023 CN14160045	Analyst:	Raines
Data file:	C:\Chem32\1\Data\28Dec18\28Dec18\46.D		

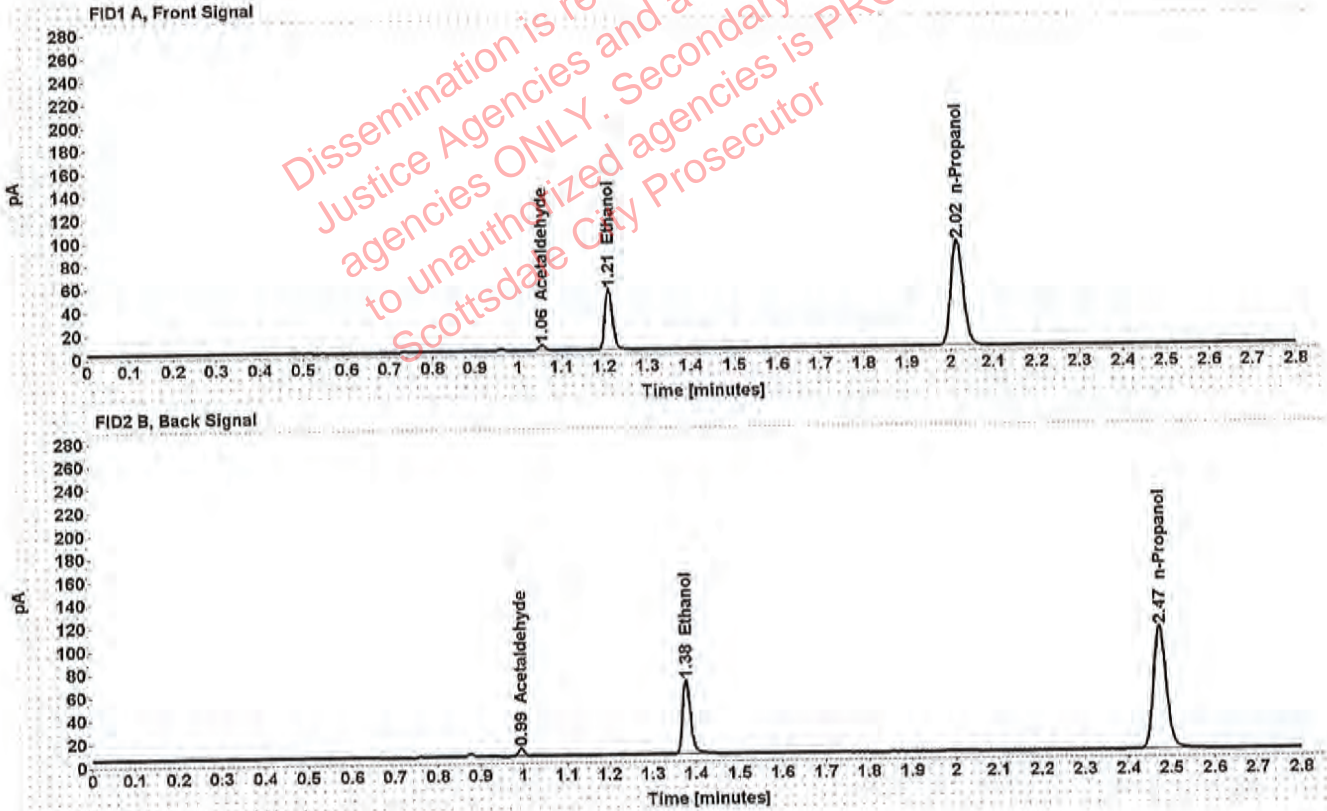


Table 1: FID 1 A (column DB-ALC1)

Compound	Amount (g/100mL)	Time (min)	Peak Area
Acetaldehyde	-----	1.055	5.022
>Ethanol	0.1029	1.210	66.597
n-Propanol	-----	2.016	181.731

Table 2: FID 2 B (column DB-ALC2)

Compound	Time (min)	Peak Area
Acetaldehyde	0.995	6.579
Ethanol	1.377	81.264
n-Propanol	2.473	219.597

: Raines, Melinda E. - (31-Dec-2018)

Case: [redacted] User: mraines 12/31/2018

### Scottsdale Police Department Crime Lab Volatiles Analysis

Sample:	[redacted]	Item number:	1248696
Injection date:	12/28/2018 5:42:20 PM	Vial:	47
Method:	ethanol quant.M	Sequence:	28Dec18
Instrument:	US14173023 CN14160045	Analyst:	Raines
Data file:	C:\Chem32\1\Data\28Dec18\28Dec18\47.D		

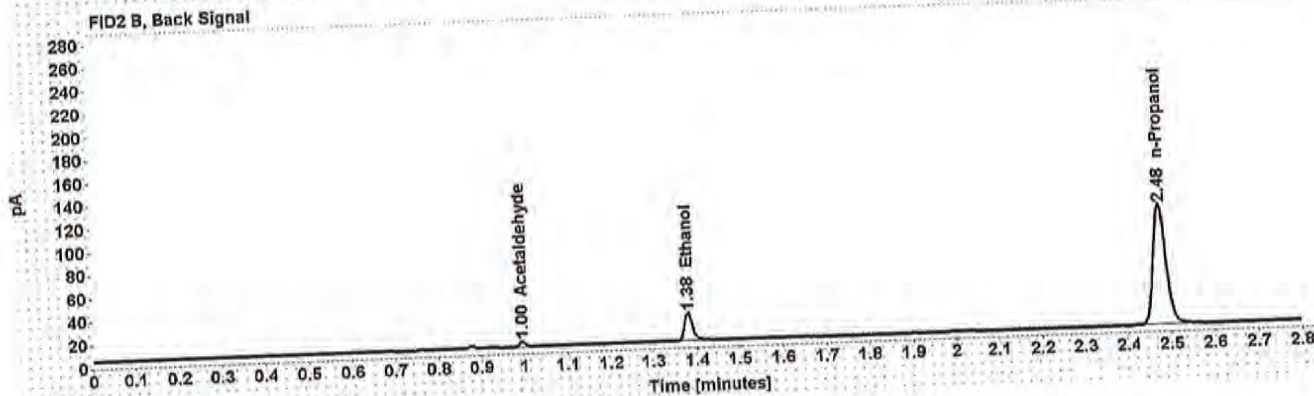



Table 1: FID 1 A (column DB-ALC1)

Compound	Amount (g/100mL)	Time (min)	Peak Area
>Ethanol	0.0408	1.212	25.410
n-Propanol	-----	2.017	178.479

Table 2: FID 2 B (column DB-ALC2)

Compound	Time (min)	Peak Area
Acetaldehyde	0.996	4.324
Ethanol	1.380	31.471
n-Propanol	2.475	215.076



### Scottsdale Police Department Crime Lab Volatiles Analysis

Sample:	[REDACTED]	Item number:	1248696
Injection date:	12/28/2018 5:46:20 PM	Vial:	48
Method:	ethanol quant.M	Sequence:	28Dec18
Instrument:	US14173023 CN14160045	Analyst:	Raines
Data file:	C:\Chem32\1\Data\28Dec18\28Dec18\48.D		

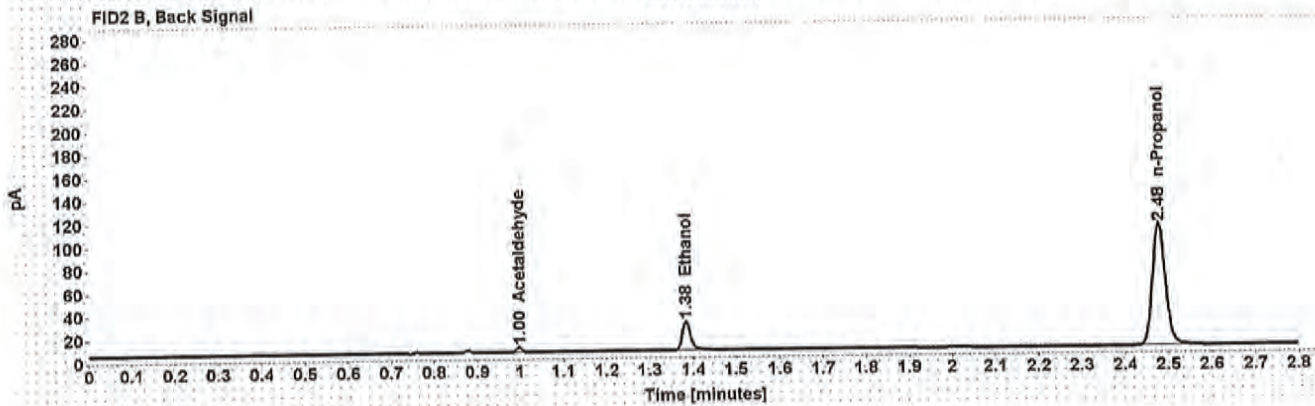



Table 1: FID 1 A (column DB-ALC1)

Compound	Amount (g/100mL)	Time (min)	Peak Area
>Ethanol	0.0416	1.214	26.390
n-Propanol	-----	2.019	181.343

Table 2: FID 2 B (column DB-ALC2)

Compound	Time (min)	Peak Area
Acetaldehyde	0.997	4.188
Ethanol	1.384	32.524
n-Propanol	2.478	218.276

Raines, Melinda E. - (31-Dec-2018)

Case: [REDACTED] User: mraines 12/31/2018

### Scottsdale Police Department Crime Lab Volatiles Analysis

Sample:	[REDACTED]	Item number:	1223931
Injection date:	12/28/2018 5:50:34 PM	Vial:	49
Method:	ethanol quant.M	Sequence:	28Dec18
Instrument:	US14173023 CN14160045	Analyst:	Raines
Data file:	C:\Chem32\1\Data\28Dec18\28Dec18\49.D		

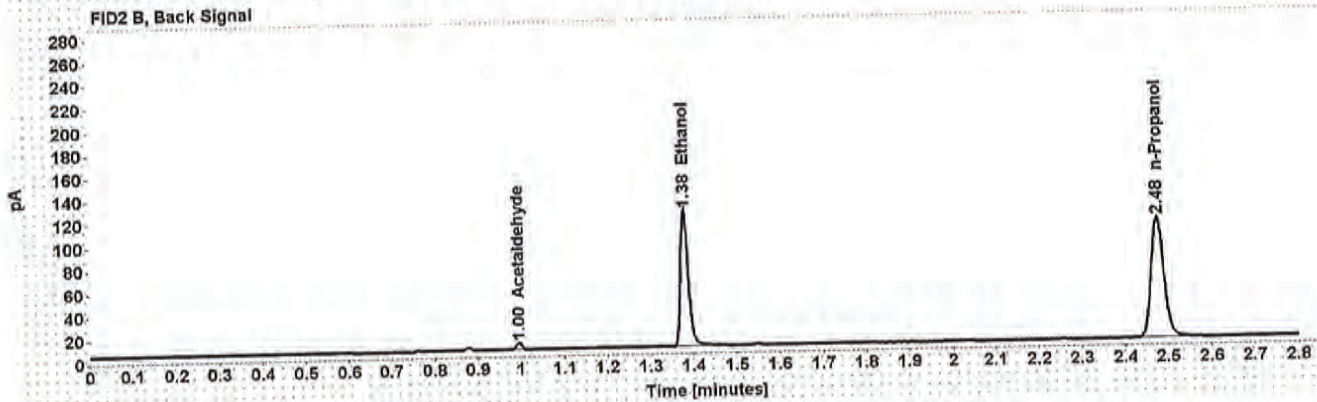
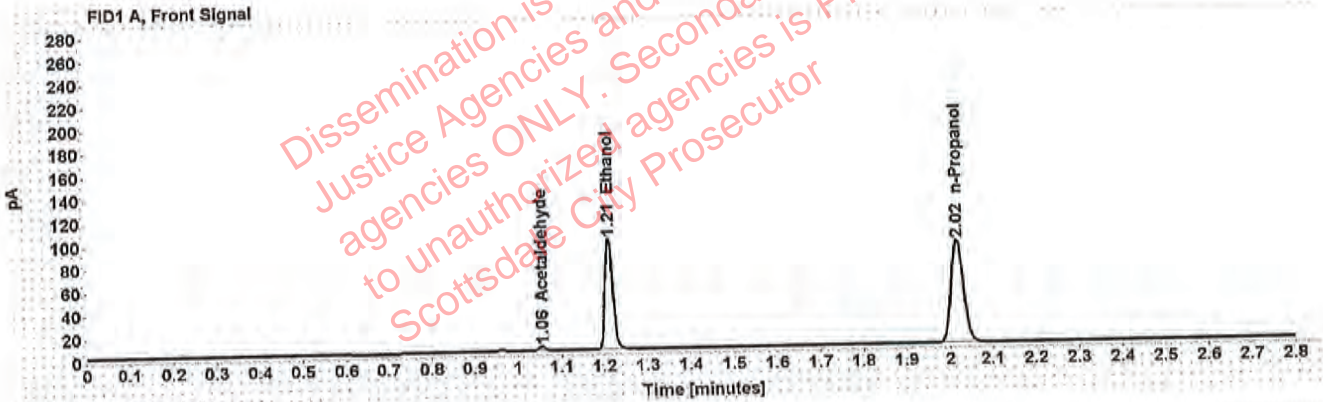


Table 1: FID 1 A (column DB-ALC1)

Compound	Amount (g/100mL)	Time (min)	Peak Area
Acetaldehyde	-----	1.056	4.145
>Ethanol	0.1931	1.211	123.278
n-Propanol	-----	2.018	178.194

Table 2: FID 2 B (column DB-ALC2)

Compound	Time (min)	Peak Area
Acetaldehyde	0.996	5.436
Ethanol	1.380	151.748
n-Propanol	2.476	215.611



### Scottsdale Police Department Crime Lab Volatiles Analysis

Sample:	[REDACTED]	Item number:	1223931
Injection date:	12/28/2018 5:54:35 PM	Vial:	50
Method:	ethanol quant.M	Sequence:	28Dec18
Instrument:	US14173023 CN14160045	Analyst:	Raines
Data file:	C:\Chem32\1\Data\28Dec18\28Dec18\50.D		

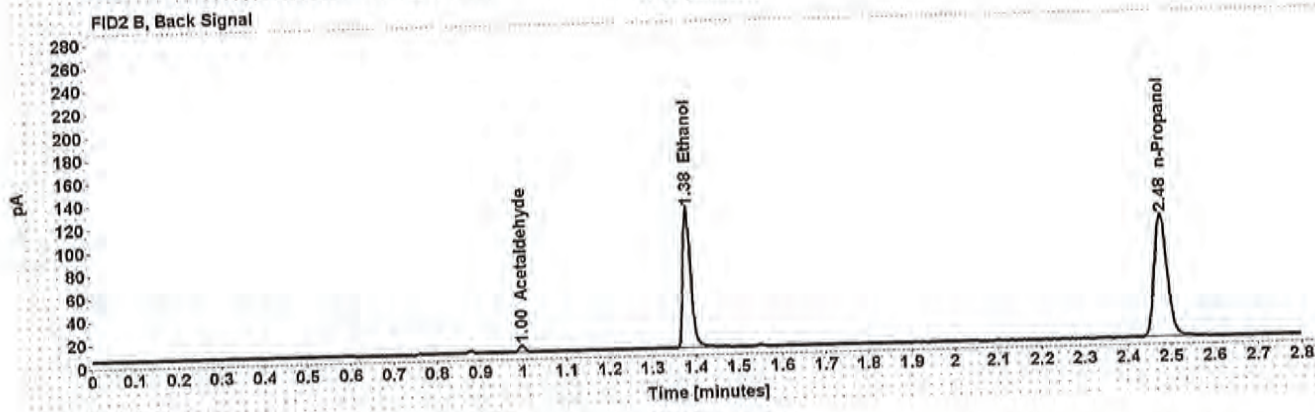
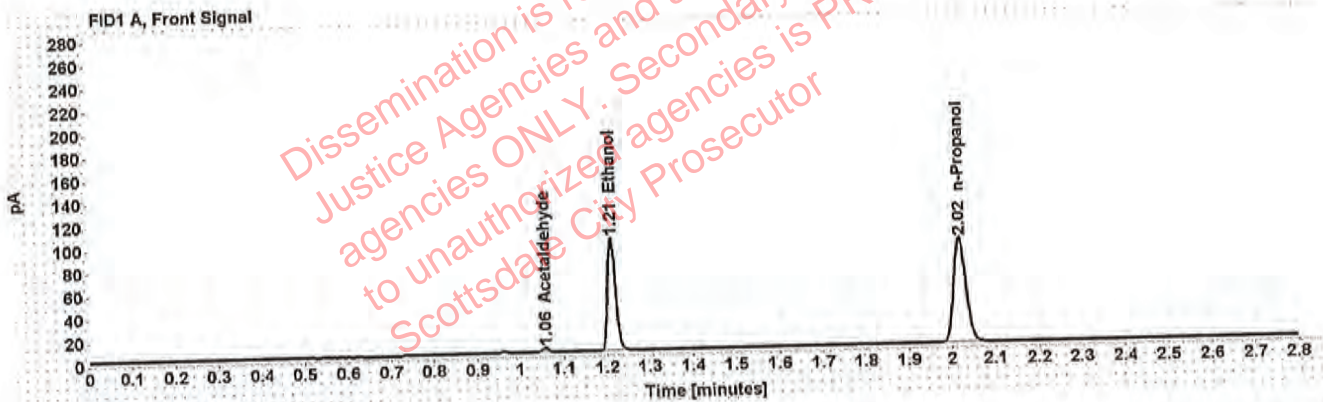


Table 1: FID 1 A (column DB-ALC1)

Compound	Amount (g/100mL)	Time (min)	Peak Area
Acetaldehyde	-----	1.057	4.240
>Ethanol	0.1943	1.212	126.962
n-Propanol	-----	2.019	182.351

Table 2: FID 2 B (column DB-ALC2)

Compound	Time (min)	Peak Area
Acetaldehyde	0.997	5.617
Ethanol	1.382	156.340
n-Propanol	2.478	221.020

Case: [REDACTED] : Raines, Melinda E. - (31-Dec-2018)

User: mraines 12/31/2018

### Scottsdale Police Department Crime Lab Volatiles Analysis

Sample:	[REDACTED]	Item number:	1223757
Injection date:	12/28/2018 5:58:35 PM	Vial:	51
Method:	ethanol quant.M	Sequence:	28Dec18
Instrument:	US14173023 CN14160045	Analyst:	Raines
Data file:	C:\Chem32\11\Data\28Dec18\28Dec18\51.D		

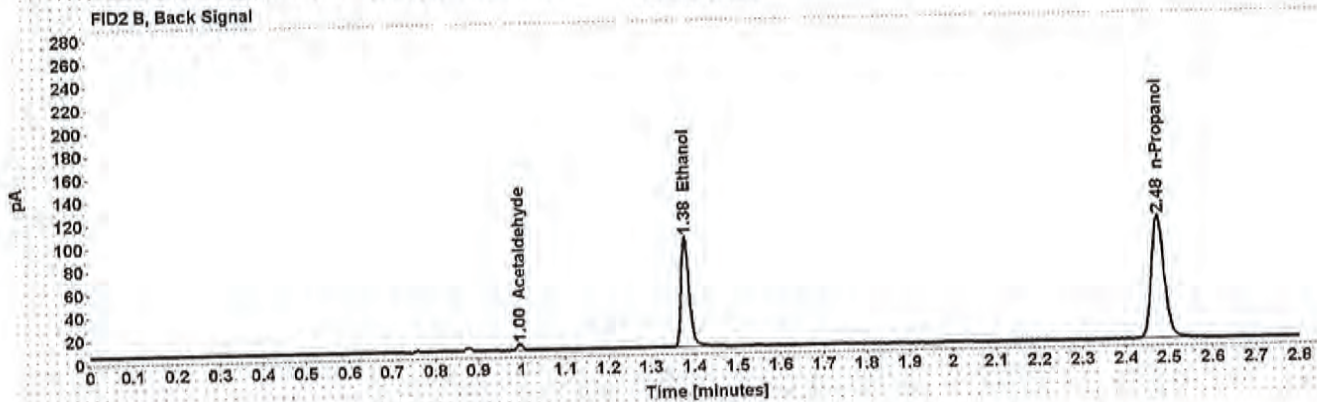
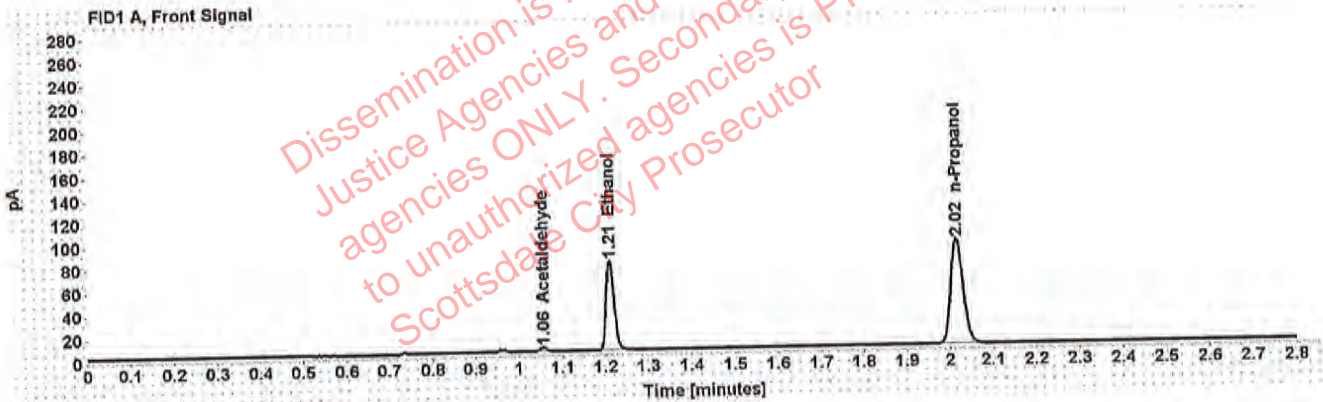


Table 1: FID 1 A (column DB-ALC1)

Compound	Amount (g/100mL)	Time (min)	Peak Area
Acetaldehyde	-----	1.056	3.800
>Ethanol	0.1538	1.211	100.023
n-Propanol	-----	2.017	181.854

Table 2: FID 2 B (column DB-ALC2)

Compound	Time (min)	Peak Area
Acetaldehyde	0.996	4.993
Ethanol	1.379	123.401
n-Propanol	2.476	220.611



Raines, Melinda E. - (31-Dec-2018)

Case: [REDACTED] User: mraines 12/31/2018

### Scottsdale Police Department Crime Lab Volatiles Analysis

Sample:	[REDACTED]	Item number:	1223757
Injection date:	12/28/2018 6:02:35 PM	Vial:	52
Method:	ethanol quant.M	Sequence:	28Dec18
Instrument:	US14173023 CN14160045	Analyst:	Raines
Data file:	C:\Chem32\1\Data\28Dec18\28Dec18\52.D		

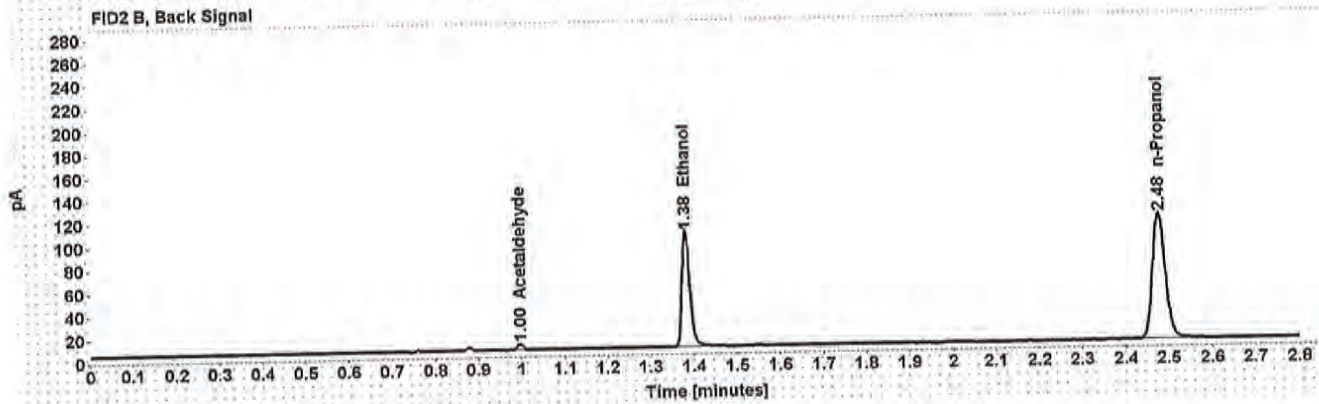
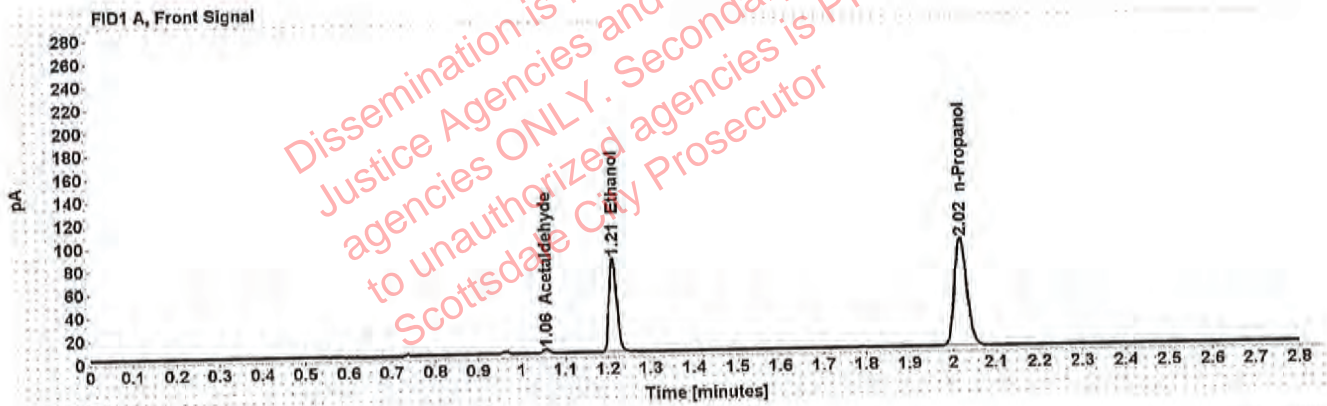


Table 1: FID 1 A (column DB-ALC1)

Compound	Amount (g/100mL)	Time (min)	Peak Area
Acetaldehyde	-----	1.057	3.767
>Ethanol	0.1574	1.213	104.924
n-Propanol	-----	2.019	186.397

Table 2: FID 2 B (column DB-ALC2)

Compound	Time (min)	Peak Area
Acetaldehyde	0.997	4.983
Ethanol	1.382	129.296
n-Propanol	2.478	226.014

### Scottsdale Police Department Crime Lab Volatiles Analysis

Sample:	[REDACTED]	Item number:	1249198
Injection date:	12/28/2018 6:10:34 PM	Vial:	54
Method:	ethanol quant.M	Sequence:	28Dec18
Instrument:	US14173023 CN14160045	Analyst:	Raines
Data file:	C:\Chem32\1\Data\28Dec18\28Dec18\54.D		

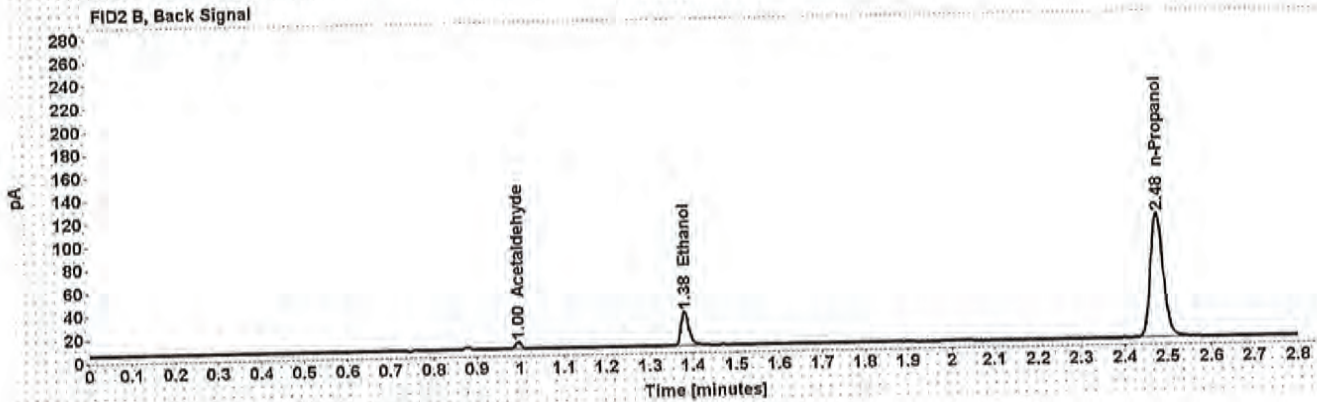



Table 1: FID 1 A (column DB-ALC1)

Compound	Amount (g/100mL)	Time (min)	Peak Area
Acetaldehyde	-----	1.056	4.177
>Ethanol	0.0481	1.213	31.063
n-Propanol	-----	2.018	183.909

Table 2: FID 2 B (column DB-ALC2)

Compound	Time (min)	Peak Area
Acetaldehyde	0.996	5.472
Ethanol	1.381	38.823
n-Propanol	2.476	222.308



## Scottsdale Police Department Crime Lab Volatiles Analysis

Sample: [REDACTED]	Item number: 1249198
Injection date: 12/28/2018 6:14:50 PM	Vial: 55
Method: ethanol quant.M	Sequence: 28Dec18
Instrument: US14173023 CN14160045	Analyst: Raines
Data file: C:\Chem32\1\Data\28Dec18\28Dec18\55.D	

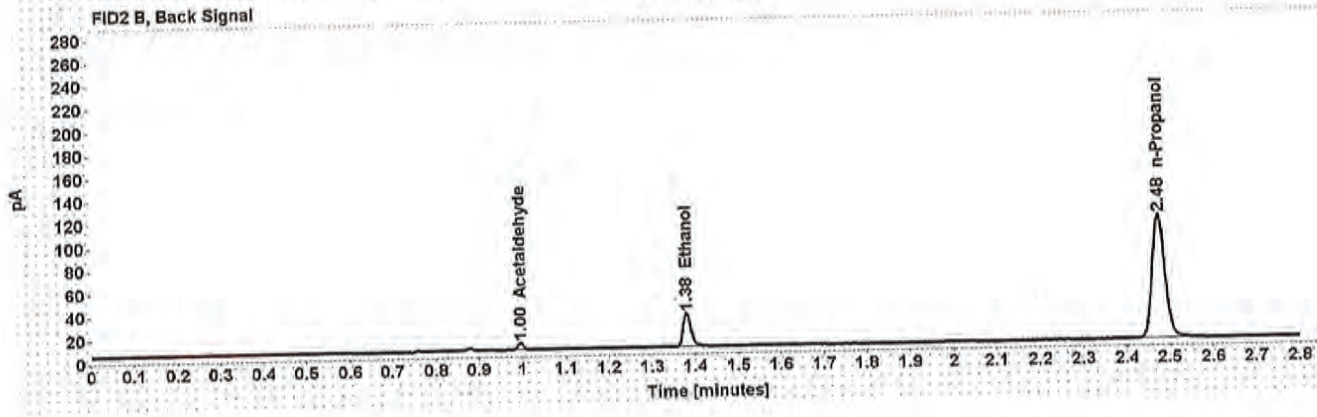



Table 1: FID 1 A (column DB-ALC1)

Compound	Amount (g/100mL)	Time (min)	Peak Area
Acetaldehyde	-----	1.056	4.204
>Ethanol	0.0481	1.212	30.955
n-Propanol	-----	2.017	183.322

Table 2: FID 2 B (column DB-ALC2)

Compound	Time (min)	Peak Area
Acetaldehyde	0.996	5.507
Ethanol	1.380	38.528
n-Propanol	2.476	221.147

### Scottsdale Police Department Crime Lab Volatiles Analysis

Sample:	[redacted]	Item number:	176-01A
Injection date:	12/28/2018 6:18:49 PM	Vial:	56
Method:	ethanol quant.M	Sequence:	28Dec18
Instrument:	US14173023 CN14160045	Analyst:	Raines
Data file:	C:\Chem32\1\Data\28Dec18\28Dec18\56.D		

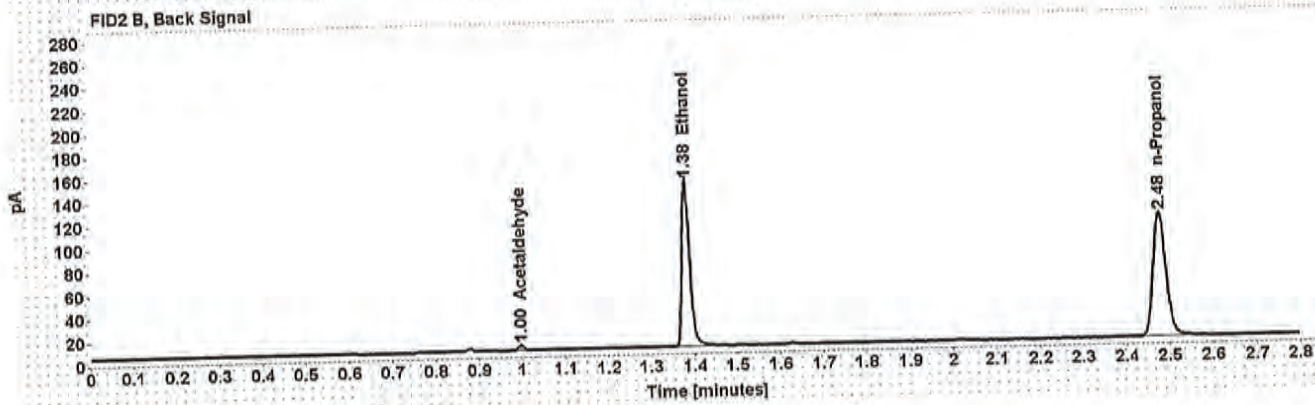
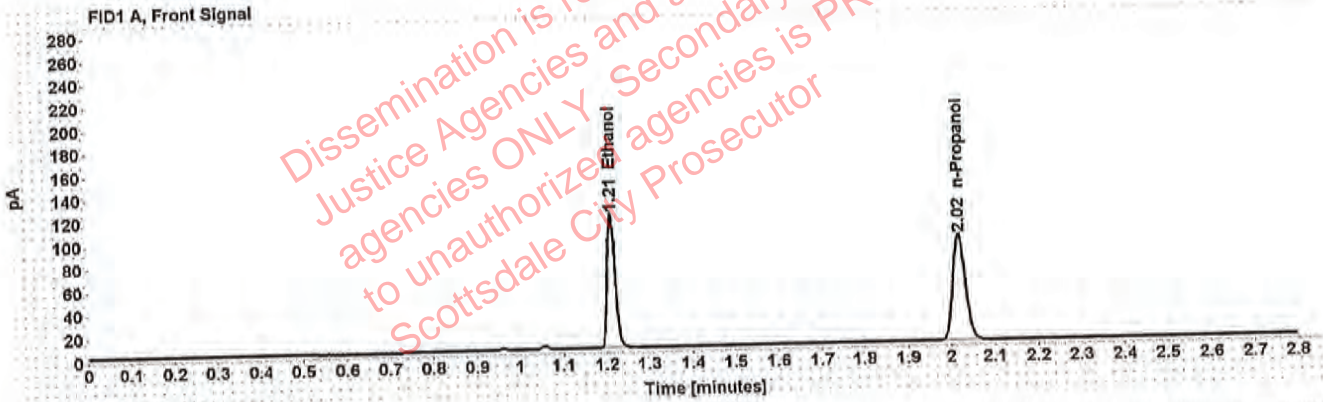


Table 1: FID 1 A (column DB-ALC1)

Compound	Amount (g/100mL)	Time (min)	Peak Area
>Ethanol	0.2293	1.212	150.501
n-Propanol	-----	2.019	183.053

Table 2: FID 2 B (column DB-ALC2)

Compound	Time (min)	Peak Area
Acetaldehyde	0.997	4.451
Ethanol	1.382	187.200
n-Propanol	2.478	222.539



Case: [REDACTED] User: mraines 12/31/2018

### Scottsdale Police Department Crime Lab Volatiles Analysis

Sample:	[REDACTED]	Item number:	176-01A
Injection date:	12/28/2018 6:22:49 PM	Vial:	57
Method:	ethanol quant.M	Sequence:	28Dec18
Instrument:	US14173023 CN14160045	Analyst:	Raines
Data file:	C:\Chem32\1\Data\28Dec18\28Dec18\57.D		

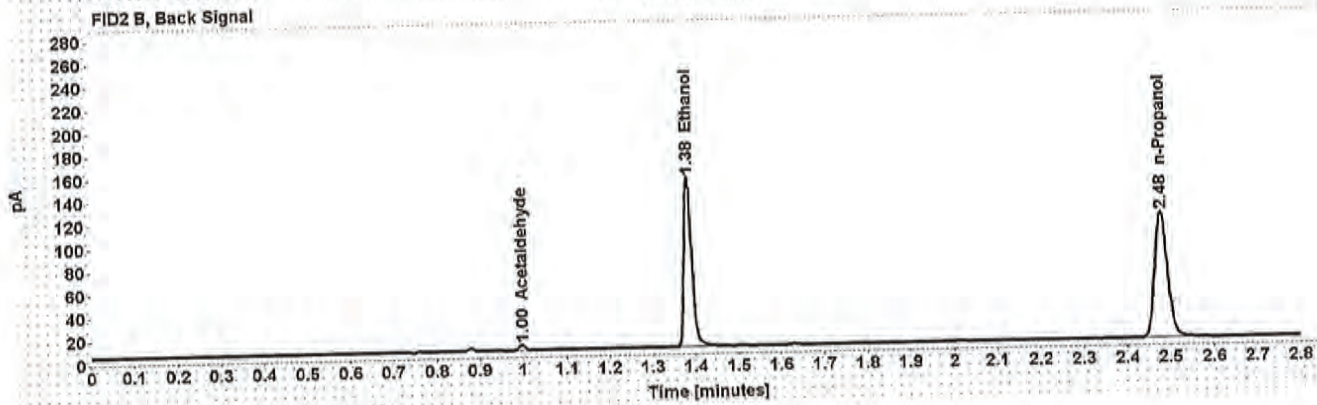
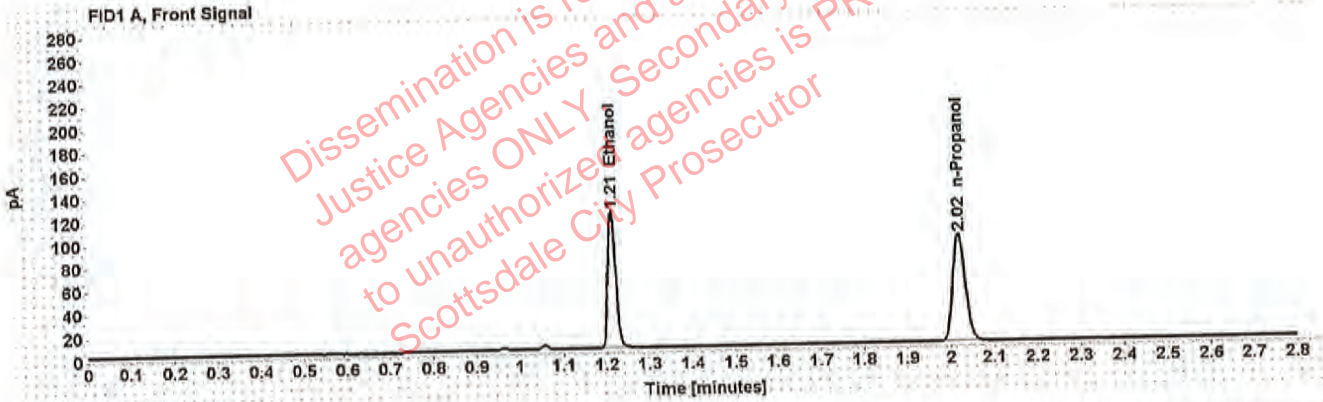


Table 1: FID 1 A (column DB-ALC1)

Compound	Amount (g/100mL)	Time (min)	Peak Area
>Ethanol	0.2304	1.213	153.459
n-Propanol	-----	2.020	185.716

Table 2: FID 2 B (column DB-ALC2)

Compound	Time (min)	Peak Area
Acetaldehyde	0.998	4.602
Ethanol	1.384	191.002
n-Propanol	2.480	225.876

Case: [REDACTED] User: mraines 12/31/2018

## Scottsdale Police Department Crime Lab Volatiles Analysis

<b>Sample:</b> [REDACTED]	<b>Item number:</b> 347-01A
<b>Injection date:</b> 12/28/2018 6:26:49 PM	<b>Vial:</b> 58
<b>Method:</b> ethanol quant.M	<b>Sequence:</b> 28Dec18
<b>Instrument:</b> US14173023 CN14160045	<b>Analyst:</b> Raines
<b>Data file:</b> C:\Chem32\1\Data\28Dec18\28Dec18\58.D	

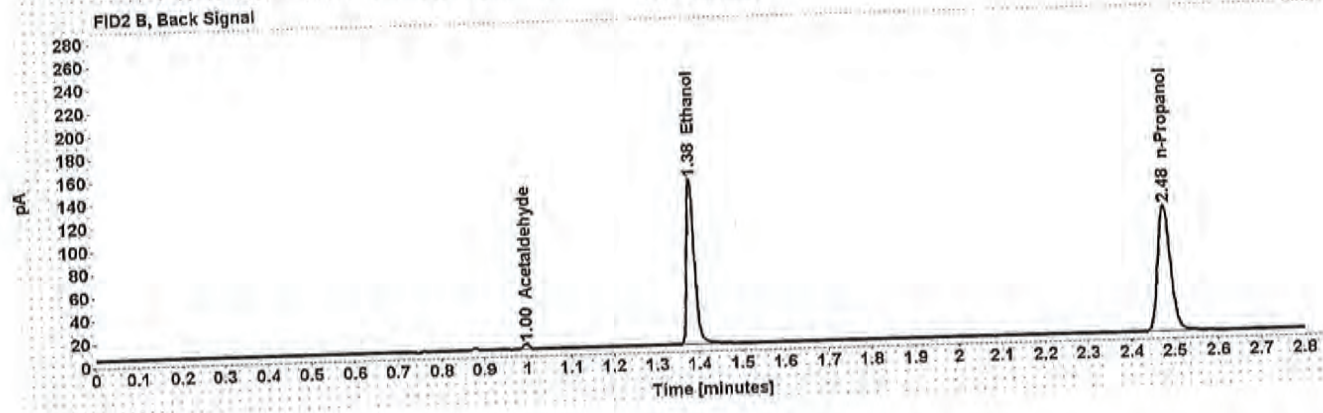
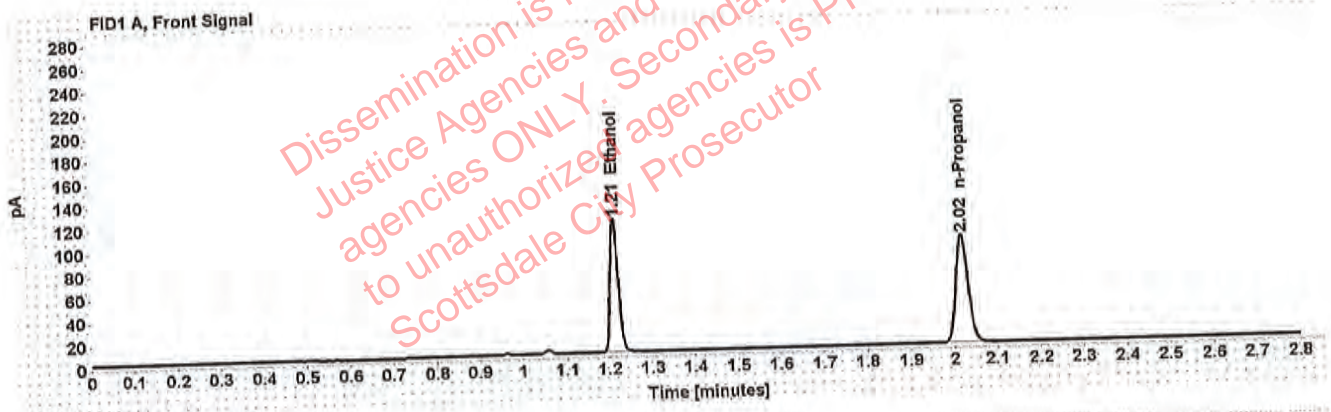


Table 1: FID 1 A (column DB-ALC1)

Compound	Amount (g/100mL)	Time (min)	Peak Area
>Ethanol	0.2232	1.213	149.885
n-Propanol	-----	2.019	187.268

Table 2: FID 2 B (column DB-ALC2)

Compound	Time (min)	Peak Area
Acetaldehyde	0.997	4.564
Ethanol	1.382	185.355
n-Propanol	2.478	226.989



: Raines, Melinda E. - (31-Dec-2018)

Case: [redacted] User: mraines 12/31/2018

### Scottsdale Police Department Crime Lab Volatiles Analysis

Sample:	[redacted]	Item number:	347-01A
Injection date:	12/28/2018 6:30:49 PM	Vial:	59
Method:	ethanol quant.M	Sequence:	28Dec18
Instrument:	US14173023 CN14160045	Analyst:	Raines
Data file:	C:\Chem32\1\Data\28Dec18\28Dec18\59.D		

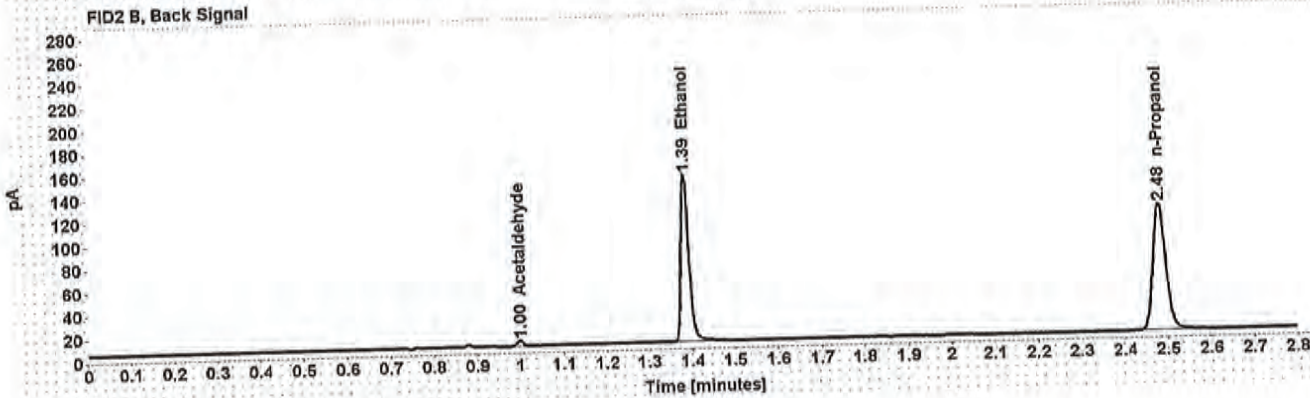
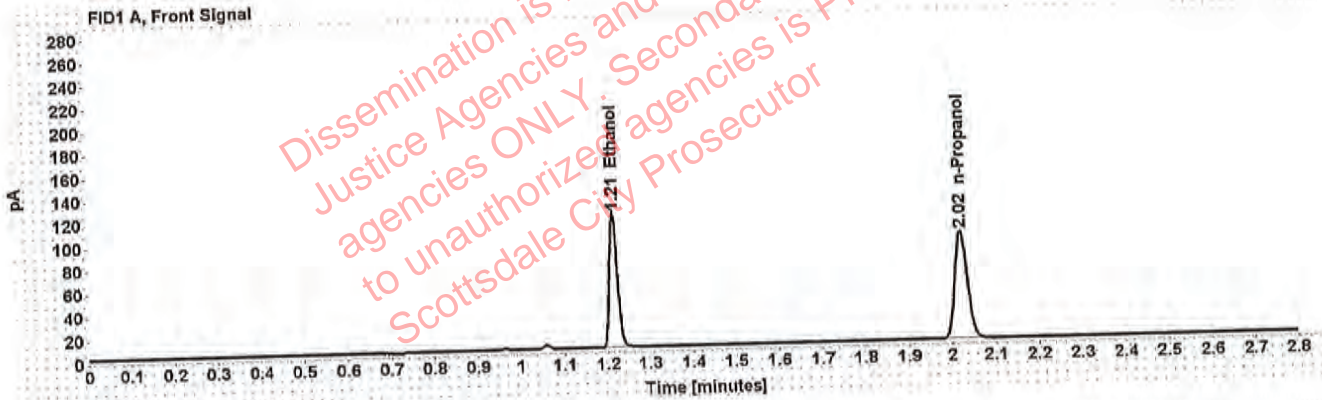


Table 1: FID 1 A (column DB-ALC1)

Compound	Amount (g/100mL)	Time (min)	Peak Area
>Ethanol	0.2267	1.215	152.219
n-Propanol	-----	2.021	187.270

Table 2: FID 2 B (column DB-ALC2)

Compound	Time (min)	Peak Area
Acetaldehyde	0.999	4.445
Ethanol	1.386	187.951
n-Propanol	2.481	226.599

### Scottsdale Police Department Crime Lab Volatiles Analysis

Sample:	[REDACTED]	Item number:	310-01A
Injection date:	12/28/2018 6:34:48 PM	Vial:	60
Method:	ethanol quant.M	Sequence:	28Dec18
Instrument:	US14173023 CN14160045	Analyst:	Raines
Data file:	C:\Chem32\1\Data\28Dec18\28Dec18\60.D		

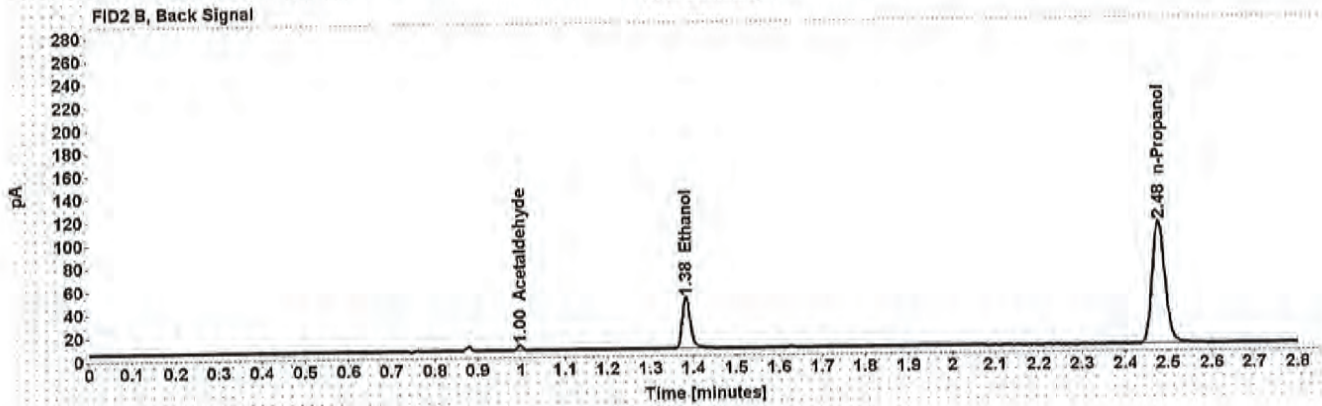
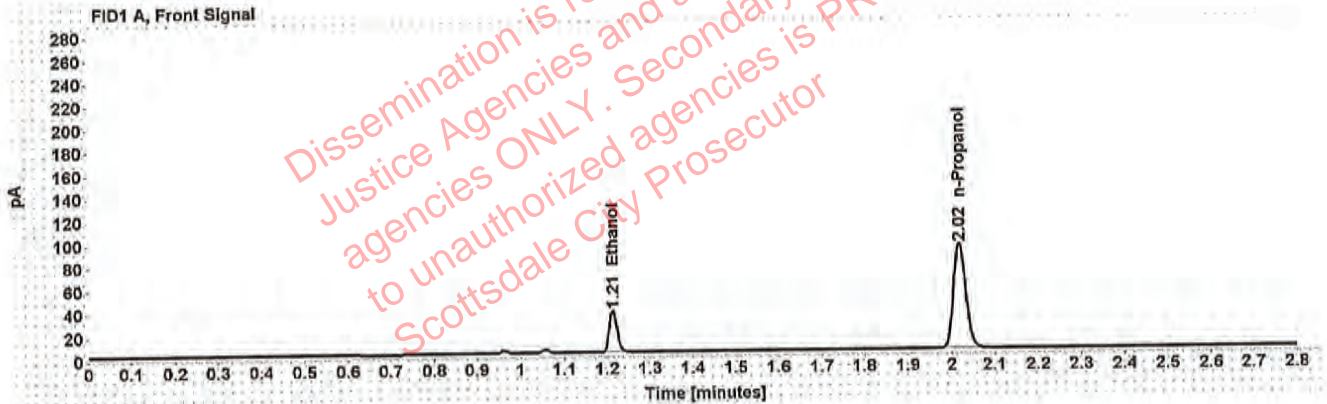


Table 1: FID 1 A (column DB-ALC1)

Compound	Amount (g/100mL)	Time (min)	Peak Area
>Ethanol	0.0726	1.214	46.530
n-Propanol	-----	2.019	180.932

Table 2: FID 2 B (column DB-ALC2)

Compound	Time (min)	Peak Area
Acetaldehyde	0.997	4.184
Ethanol	1.383	56.664
n-Propanol	2.478	219.022



Case: [REDACTED] User: mraines 12/31/2018

### Scottsdale Police Department Crime Lab Volatiles Analysis

Sample:	[REDACTED]	Item number:	310-01A
Injection date:	12/28/2018 6:39:04 PM	Vial:	61
Method:	ethanol quant.M	Sequence:	28Dec18
Instrument:	US14173023 CN14160045	Analyst:	Raines
Data file:	C:\Chem32\1\Data\28Dec18\28Dec18\61.D		

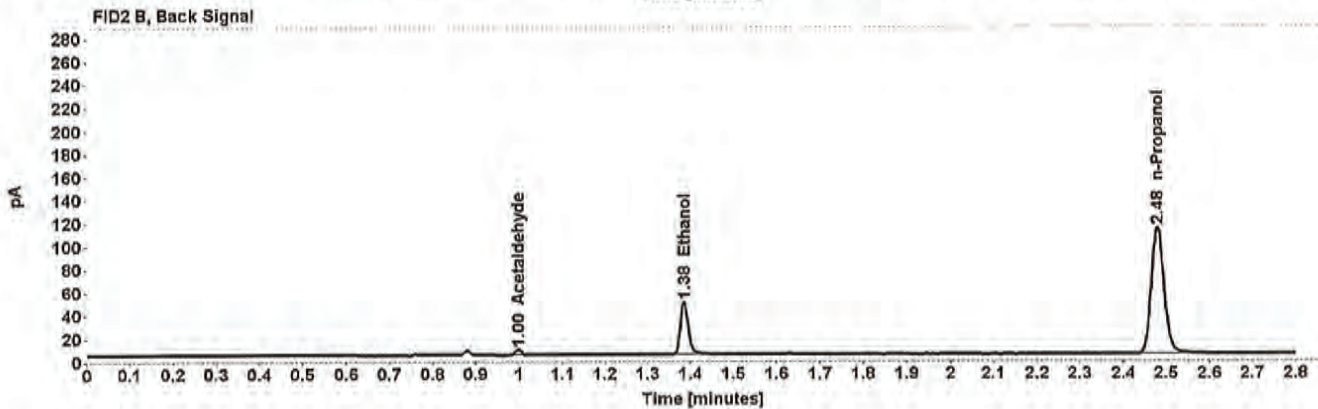
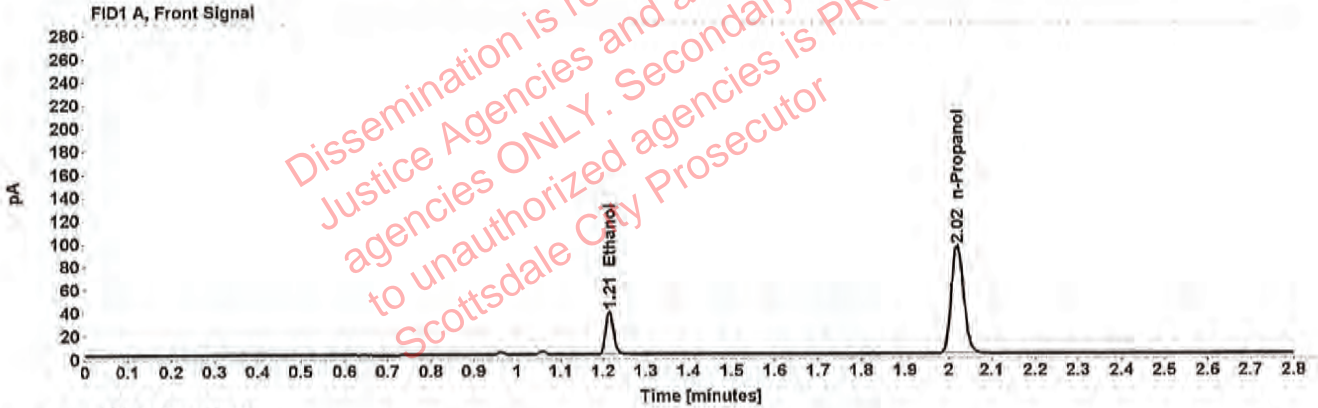


Table 1: FID 1 A (column DB-ALC1)

Compound	Amount (g/100mL)	Time (min)	Peak Area
>Ethanol	0.0732	1.215	48.622
n-Propanol	-----	2.020	187.582

Table 2: FID 2 B (column DB-ALC2)

Compound	Time (min)	Peak Area
Acetaldehyde	0.998	4.325
Ethanol	1.385	59.534
n-Propanol	2.480	227.366

### Scottsdale Police Department Crime Lab Volatiles Analysis

Sample:	[REDACTED]	Item number:	1249175
Injection date:	12/28/2018 6:43:04 PM	Vial:	62
Method:	ethanol quant.M	Sequence:	28Dec18
Instrument:	US14173023 CN14160045	Analyst:	Raines
Data file:	C:\Chem32\1\Data\28Dec18\28Dec18\62.D		

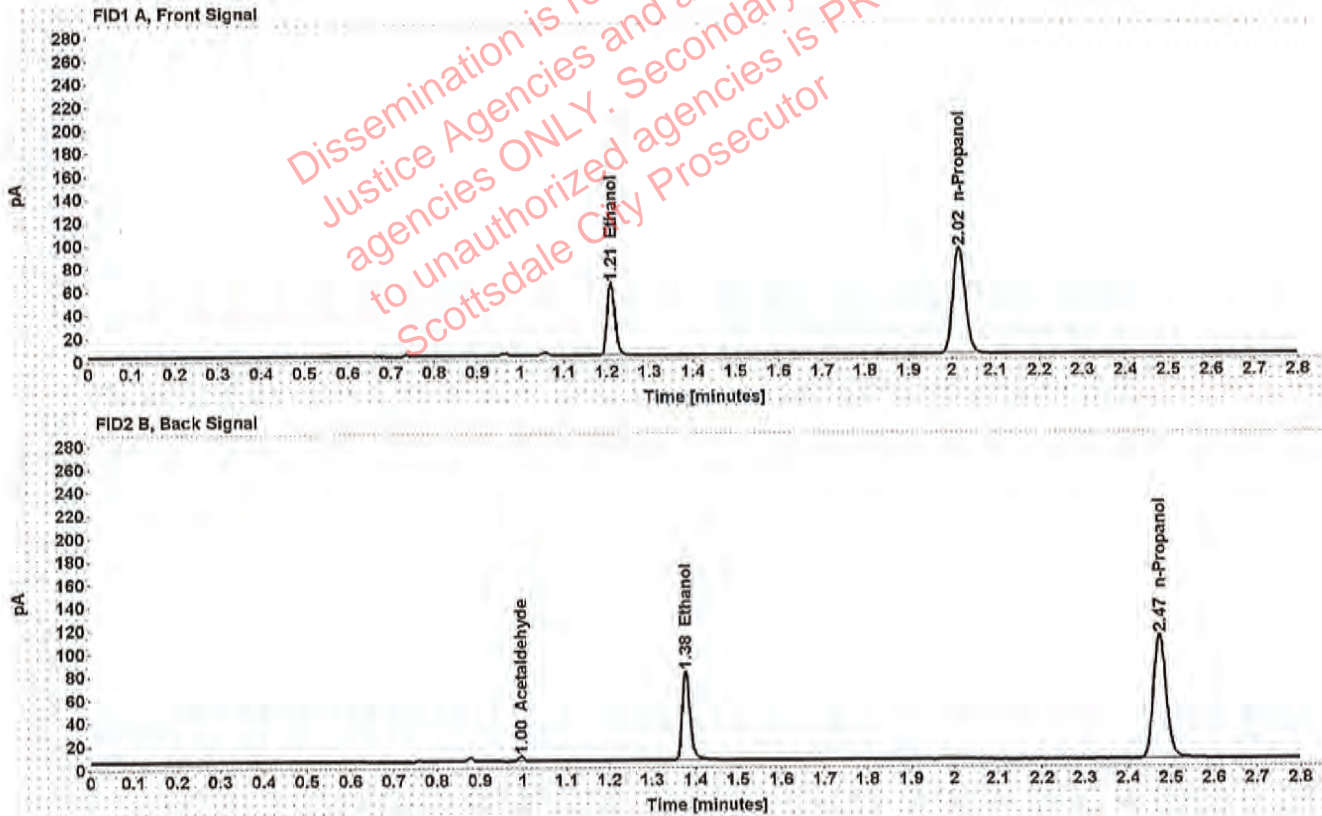


Table 1: FID 1 A (column DB-ALC1)

Compound	Amount (g/100mL)	Time (min)	Peak Area
>Ethanol	0.1229	1.210	80.256
n-Propanol	-----	2.016	183.004

Table 2: FID 2 B (column DB-ALC2)

Compound	Time (min)	Peak Area
Acetaldehyde	0.995	3.881
Ethanol	1.378	98.056
n-Propanol	2.474	221.793



### Scottsdale Police Department Crime Lab Volatiles Analysis

Sample:	[redacted]	Item number:	1249175
Injection date:	12/28/2018 6:47:04 PM	Vial:	63
Method:	ethanol quant.M	Sequence:	28Dec18
Instrument:	US14173023 CN14160045	Analyst:	Raines
Data file:	C:\Chem32\1\Data\28Dec18\28Dec18\63.D		

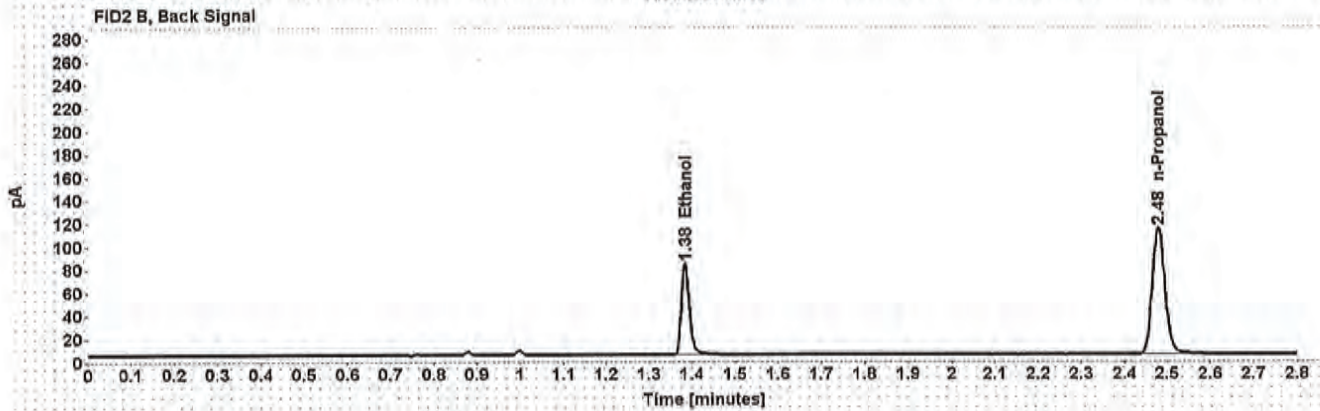
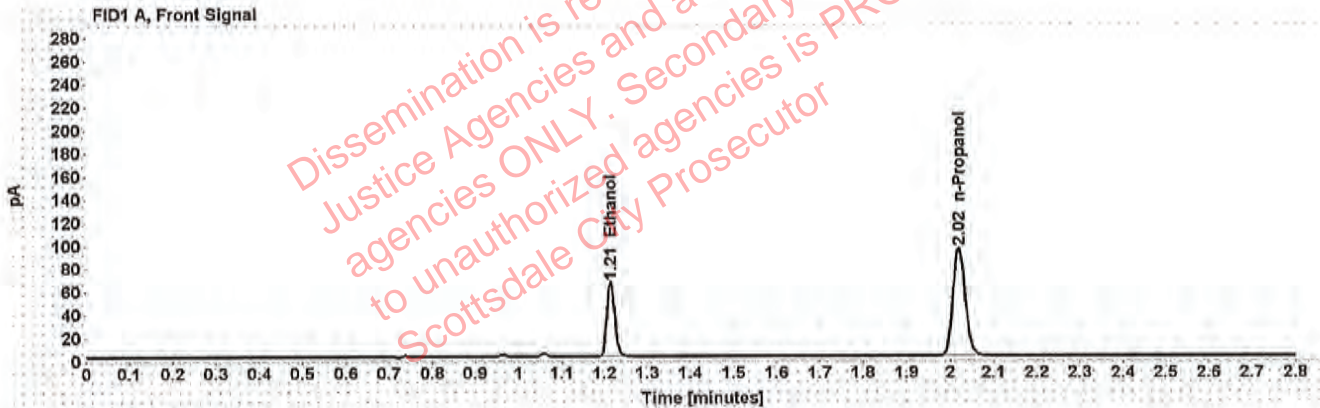


Table 1: FID 1 A (column DB-ALC1)

Compound	Amount (g/100mL)	Time (min)	Peak Area
>Ethanol	0.1258	1.214	84.000
n-Propanol	-----	2.021	187.109

Table 2: FID 2 B (column DB-ALC2)

Compound	Time (min)	Peak Area
Ethanol	1.385	102.919
n-Propanol	2.480	227.121

### Scottsdale Police Department Crime Lab Volatiles Analysis

Sample:	[REDACTED]	Item number:	1249165
Injection date:	12/28/2018 6:55:04 PM	Vial:	65
Method:	ethanol quant.M	Sequence:	28Dec18
Instrument:	US14173023 CN14160045	Analyst:	Raines
Data file:	C:\Chem32\1\Data\28Dec18\28Dec18\65.D		

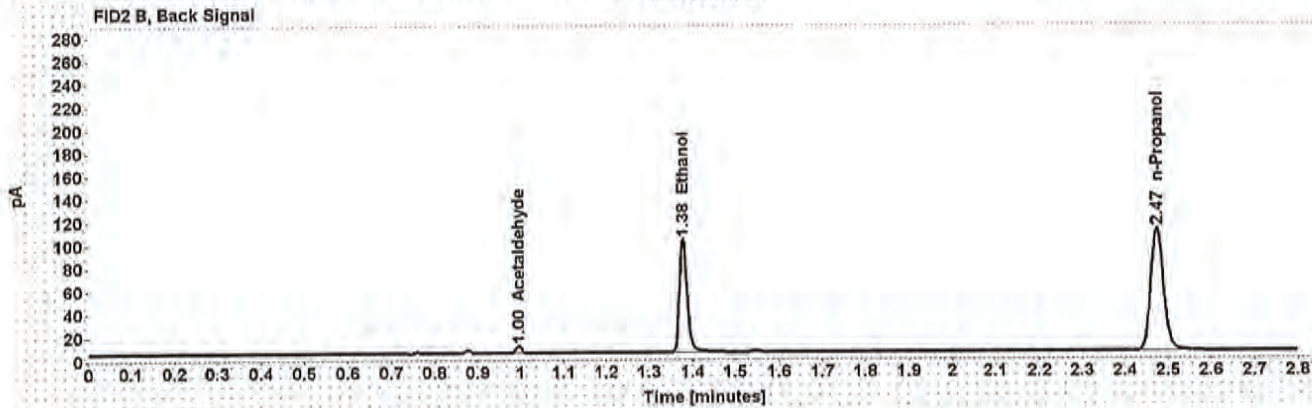
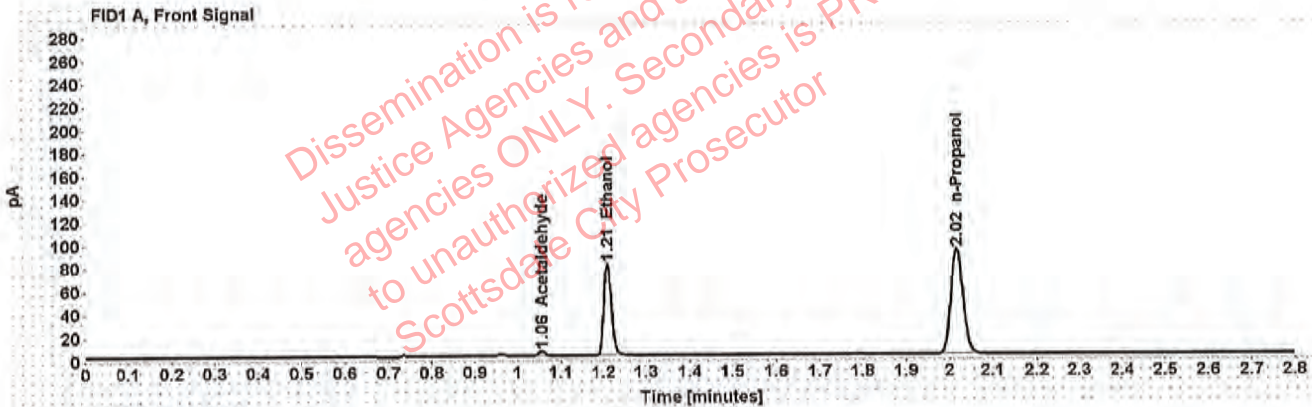


Table 1: FID 1 A (column DB-ALC1)

Compound	Amount (g/100mL)	Time (min)	Peak Area
Acetaldehyde	-----	1.056	4.489
>Ethanol	0.1572	1.210	101.905
n-Propanol	-----	2.017	181.215

Table 2: FID 2 B (column DB-ALC2)

Compound	Time (min)	Peak Area
Acetaldehyde	0.995	5.885
Ethanol	1.378	127.062
n-Propanol	2.475	219.758



### Scottsdale Police Department Crime Lab Volatiles Analysis

Sample:	[REDACTED]	Item number:	1249165
Injection date:	12/28/2018 6:59:04 PM	Vial:	66
Method:	ethanol quant.M	Sequence:	28Dec18
Instrument:	US14173023 CN14160045	Analyst:	Raines
Data file:	C:\Chem32\1\Data\28Dec18\28Dec18\66.D		

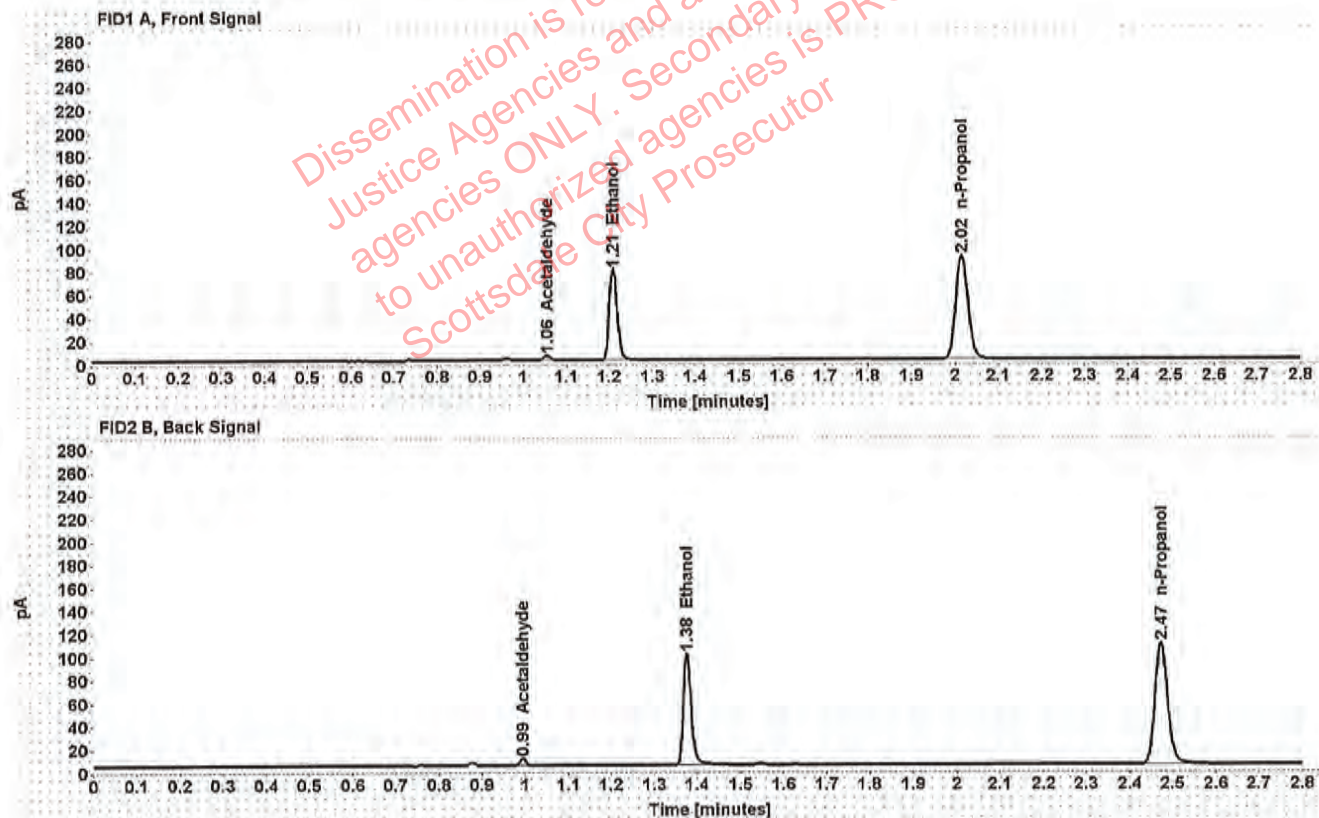


Table 1: FID 1 A (column DB-ALC1)

Compound	Amount (g/100mL)	Time (min)	Peak Area
Acetaldehyde	-----	1.055	4.441
>Ethanol	0.1567	1.210	100.338
n-Propanol	-----	2.016	179.000

Table 2: FID 2 B (column DB-ALC2)

Compound	Time (min)	Peak Area
Acetaldehyde	0.995	5.846
Ethanol	1.377	123.291
n-Propanol	2.474	217.429

### Scottsdale Police Department Crime Lab Volatiles Analysis

Sample:	[REDACTED]	Item number:	1249161
Injection date:	12/28/2018 7:03:19 PM	Vial:	67
Method:	ethanol quant.M	Sequence:	28Dec18
Instrument:	US14173023 CN14160045	Analyst:	Raines
Data file:	C:\Chem32\1\Data\28Dec18\28Dec18\67.D		

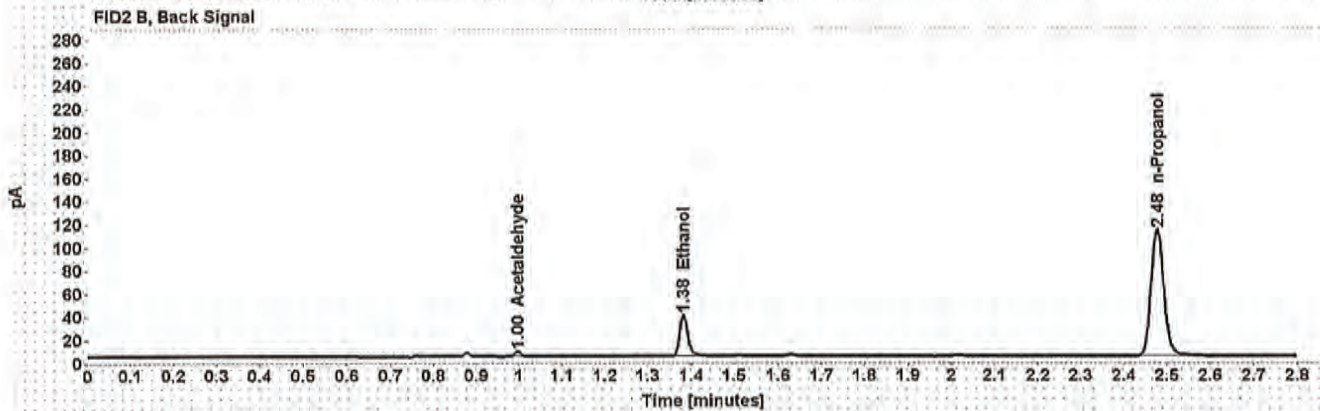
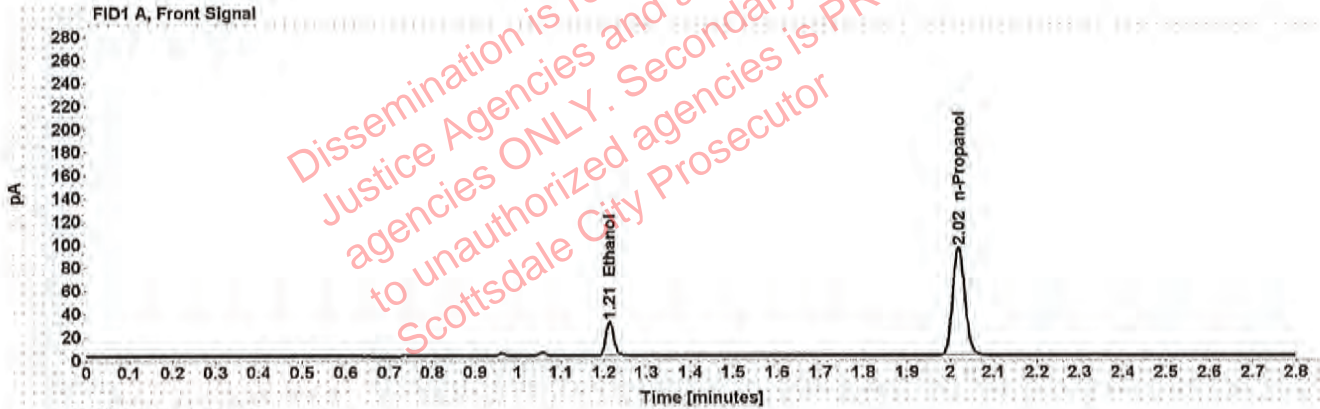


Table 1: FID 1 A (column DB-ALC1)

Compound	Amount (g/100mL)	Time (min)	Peak Area
>Ethanol	0.0578	1.213	38.266
n-Propanol	-----	2.019	187.573

Table 2: FID 2 B (column DB-ALC2)

Compound	Time (min)	Peak Area
Acetaldehyde	0.997	4.128
Ethanol	1.382	47.600
n-Propanol	2.478	226.384



Case: [REDACTED] : Raines, Melinda E. - (31-Dec-2018)

User: mraines 12/31/2018

### Scottsdale Police Department Crime Lab Volatiles Analysis

Sample:	[REDACTED]	Item number:	1249161
Injection date:	12/28/2018 7:07:19 PM	Vial:	68
Method:	ethanol quant.M	Sequence:	28Dec18
Instrument:	US14173023 CN14160045	Analyst:	Raines
Data file:	C:\Chem321\1\Data\28Dec18\28Dec18\68.D		

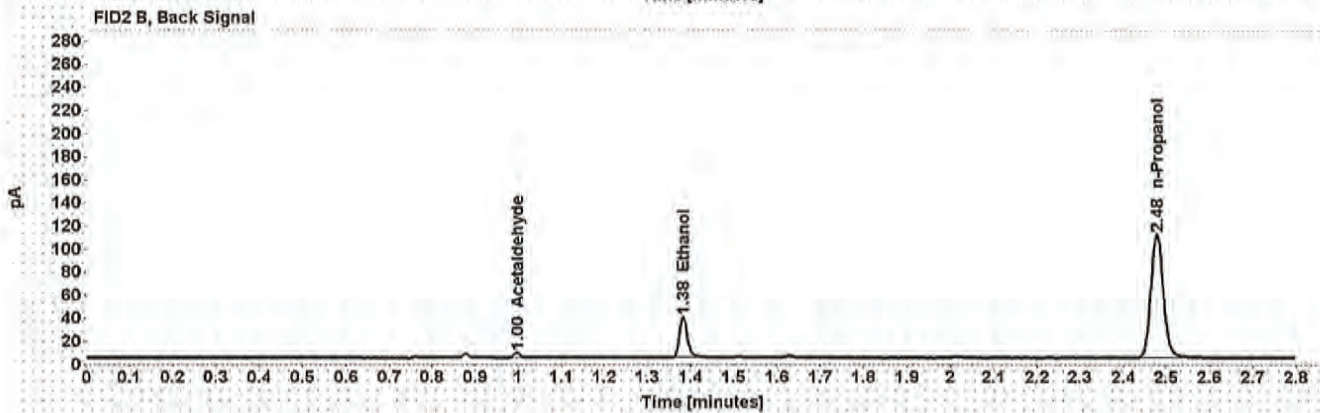
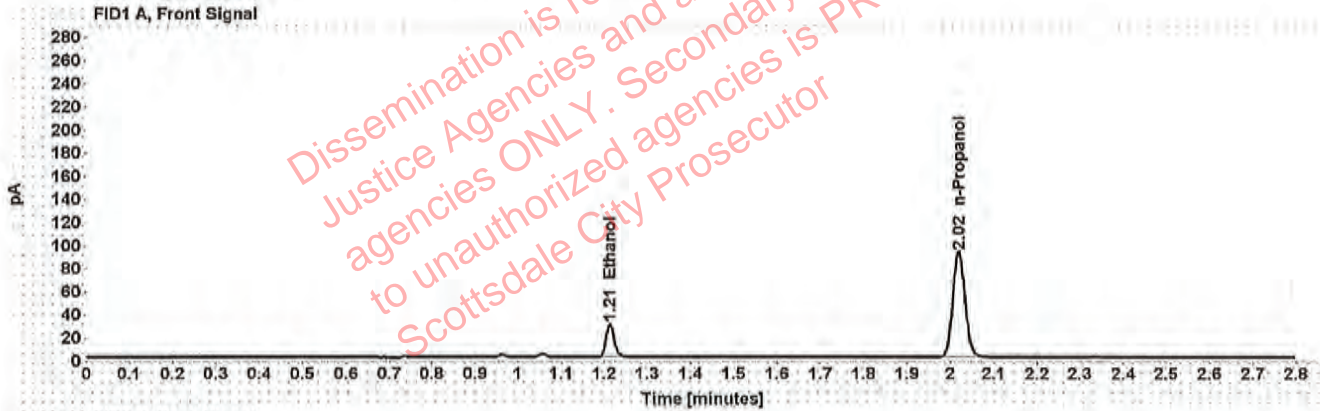


Table 1: FID 1 A (column DB-ALC1)

Compound	Amount (g/100mL)	Time (min)	Peak Area
>Ethanol	0.0581	1.214	37.394
n-Propanol	-----	2.019	182.456

Table 2: FID 2 B (column DB-ALC2)

Compound	Time (min)	Peak Area
Acetaldehyde	0.997	4.135
Ethanol	1.383	46.704
n-Propanol	2.478	221.621

**Scottsdale Police Department Crime Lab Volatiles Analysis**

Sample:	[REDACTED]	Item number:	1249113
Injection date:	12/28/2018 7:11:19 PM	Vial:	69
Method:	ethanol quant.M	Sequence:	28Dec18
Instrument:	US14173023 CN14160045	Analyst:	Raines
Data file:	C:\Chem321\Data\28Dec18\28Dec18\69.D		

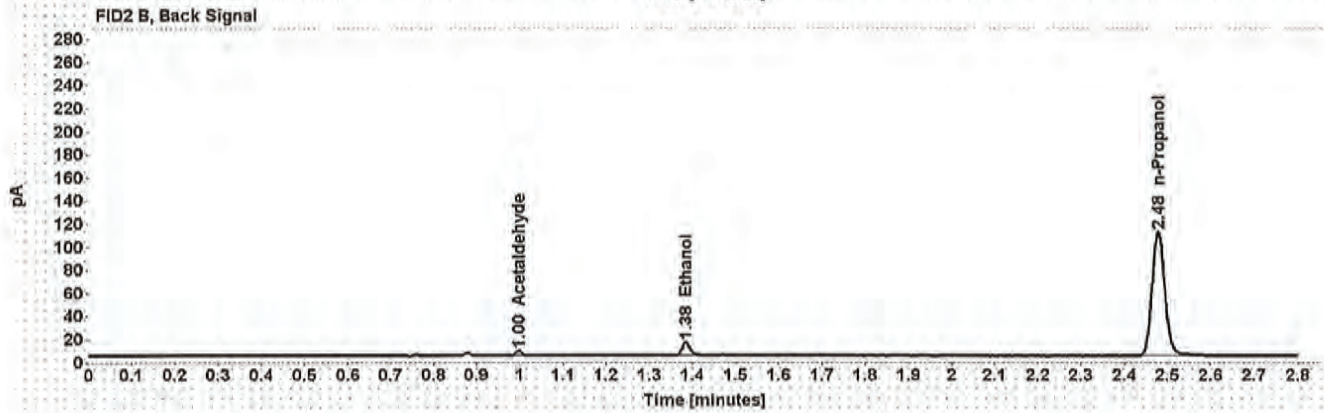
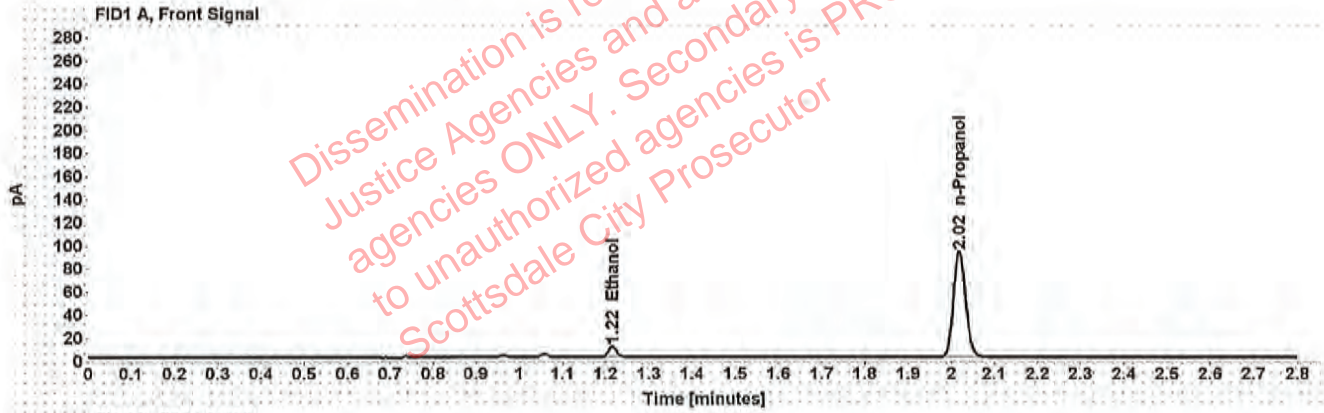


Table 1: FID 1 A (column DB-ALC1)

Compound	Amount (g/100mL)	Time (min)	Peak Area
>Ethanol	0.0199	1.215	12.289
n-Propanol	-----	2.019	183.065

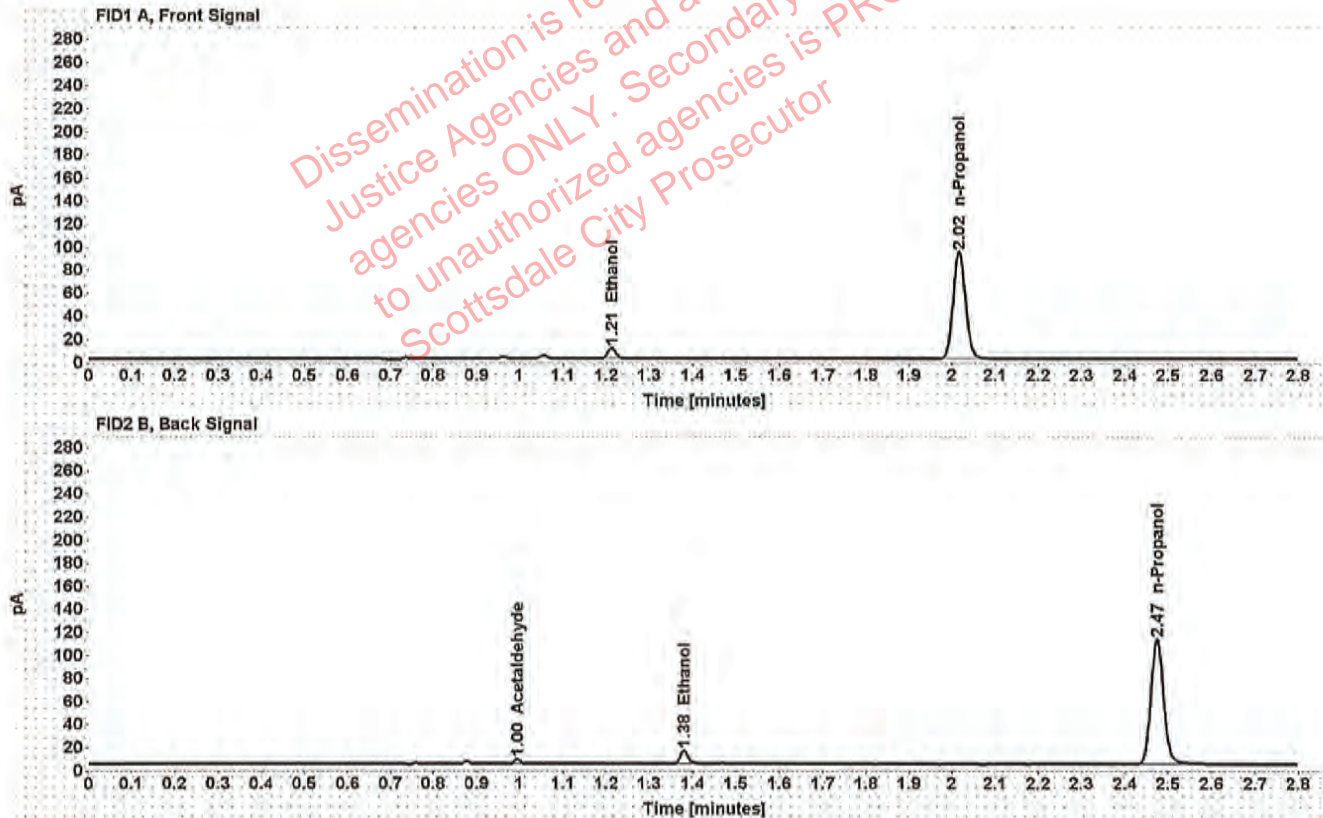
Table 2: FID 2 B (column DB-ALC2)

Compound	Time (min)	Peak Area
Acetaldehyde	0.997	4.033
Ethanol	1.384	15.297
n-Propanol	2.479	222.219



### Scottsdale Police Department Crime Lab Volatiles Analysis

Sample:	[REDACTED]	Item number:	1249113
Injection date:	12/28/2018 7:15:19 PM	Vial:	70
Method:	ethanol quant.M	Sequence:	28Dec18
Instrument:	US14173023 CN14160045	Analyst:	Raines
Data file:	C:\Chem32\1\Data\28Dec18\28Dec18\70.D		



Dissemination is restricted to Criminal Justice Agencies and authorized agencies ONLY. Secondary dissemination to unauthorized agencies is PROHIBITED. Scottsdale City Prosecutor

Table 1: FID 1 A (column DB-ALC1)

Compound	Amount (g/100mL)	Time (min)	Peak Area
>Ethanol	0.0195	1.213	12.147
n-Propanol	-----	2.016	185.361

Table 2: FID 2 B (column DB-ALC2)

Compound	Time (min)	Peak Area
Acetaldehyde	0.995	4.150
Ethanol	1.380	15.271
n-Propanol	2.474	225.031