

SCOTTSDALE POLICE DEPARTMENT CRIME LABORATORY BLOOD ALCOHOL FACE SHEET

ANALYSIS DATE 04/17/2019 SEQUENCE NAME 17Apr19

EQUIPMENT

Pipettor Hamilton ML600EH7497 Hamilton ML600GJ10749
 Gas Chromatograph Agilent US14173023

INSTRUMENT CALIBRATION

Vial 1 0.02 calibrator Lot FN03241604 Coefficient of determination (r²)
 Vial 2 0.10 calibrator Lot FN06181501 0.99998
 Vial 3 0.20 calibrator Lot FN07201502
 Vial 4 0.40 calibrator Lot FN11191402

CALIBRATION VERIFICATION AND RESOLUTION TEST

Vial	Sample	Expected result	Measured result	Manufacturer/lot
5	Blank	Not detected	Not detected	SPD lab 121118
6	Volatiles mixture	6 compounds	6 compounds	SPD lab 020917WLA
7	Aqueous control	0.400 g/dL	0.400 g/dL	Lipomed 08012015-C
8	Aqueous control	0.040 g/dL	0.039 g/dL	Lipomed 09022015-A
9	Blood control	0.198 g/dL	0.197 g/dL	ACQ 407041529/13
20	Aqueous control	0.080 g/dL	0.080 g/dL	Lipomed 28082014-B
31	Aqueous control	0.150 g/dL	0.152 g/dL	Lipomed 09022015-C
42	Blood control	0.198 g/dL	0.200 g/dL	ACQ 407041529/13
53	Aqueous control	0.080 g/dL	0.081 g/dL	Lipomed 28082014-B
62	Aqueous control	0.400 g/dL	0.404 g/dL	Lipomed 08012015-C
63	Aqueous control	0.040 g/dL	0.040 g/dL	Lipomed 09022015-A
64	Blood control	0.198 g/dL	0.200 g/dL	ACQ 407041529/13
65	Blank	Not detected	Not detected	SPD lab 121118

SUBJECT SAMPLES

Subjects in the sequence 24 Subjects requiring reanalysis 1

ADDITIONAL NOTES: Position 12/13 (DR 19-06442) duplicates exceeded the acceptable range of 2% difference from the mean and will therefore be reanalyzed.

Run valid Run invalid WA B1570 4/18/19 Analyst
 Run valid Run invalid KOSECKI 4/19/19 Technical Reviewer

Scottsdale Police Department Crime Laboratory Sequence Quality Assurance Summary

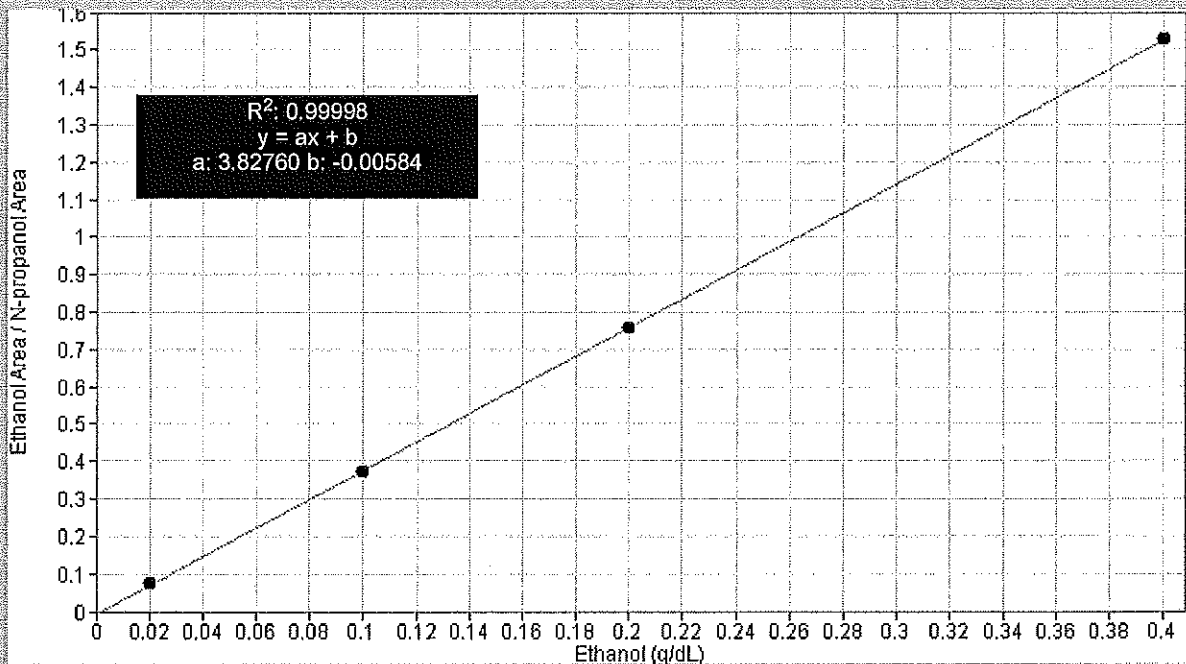
SEQUENCE NAME: 17Apr19

ANALYST: Adrian WA

Sample Name	Vial	Measured Value (g/dL)	Expected Value (g/dL)	Percent Difference	Absolute Difference (g/dL)
blank 121118	5	negative	negative	-	-
0.400 08012015-C	7	0.400	0.400	0.00	0.000
0.040 09022015-A	8	0.039	0.040	2.50	-0.001
0.198 407041529/13	9	0.197	0.198	0.51	-0.001
0.080 28082014-B	20	0.080	0.080	0.00	0.000
0.150 09022015-C	31	0.152	0.150	1.33	0.002
0.198 407041529/13	42	0.200	0.198	1.01	0.002
0.080 28082014-B	53	0.081	0.080	1.25	0.001
0.40 08012015-C	62	0.404	0.400	1.00	0.004
0.04 09022015-A	63	0.040	0.040	0.00	0.000
0.198 407041529/13	64	0.200	0.198	1.01	0.002
blank 121118	65	negative	negative	-	-

Calibrator	Ethanol Area	N-propanol Area	Ratio
0.020	11.933	162.040	0.074
0.100	61.676	164.466	0.375
0.200	124.830	164.910	0.757
0.400	252.885	165.622	1.527

Calibration Line



Scottsdale Police Department Crime Lab Volatiles Analysis

WA

Sample: 0.020 FN03241604	Item number:
Injection date: 4/17/2019 3:53:15 PM	Vial: 1
Method: ethanol quant.M	Sequence: 17Apr19
Instrument: US14173023 CN14160045	Analyst: Adrian
Data file: C:\Chem32\1\Data\17Apr19\1.D	

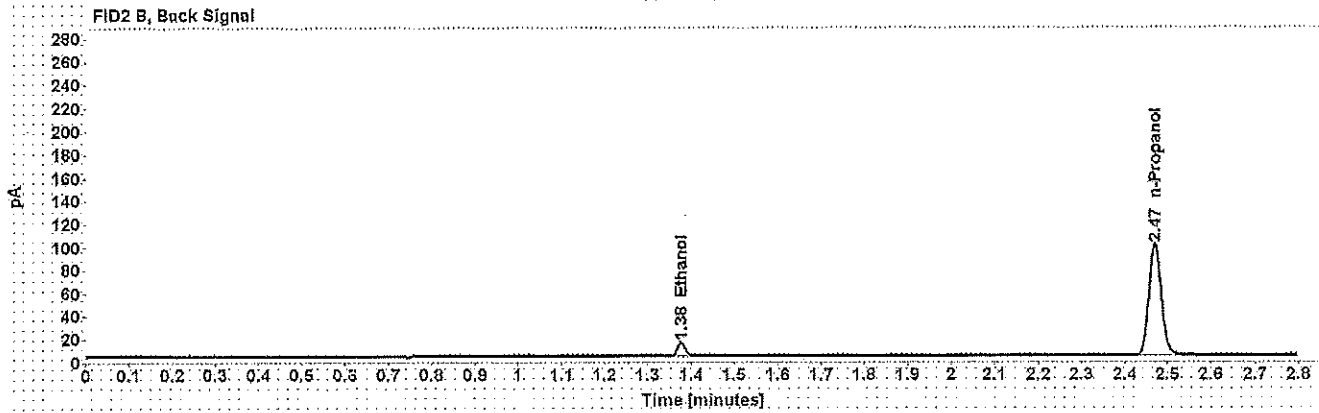
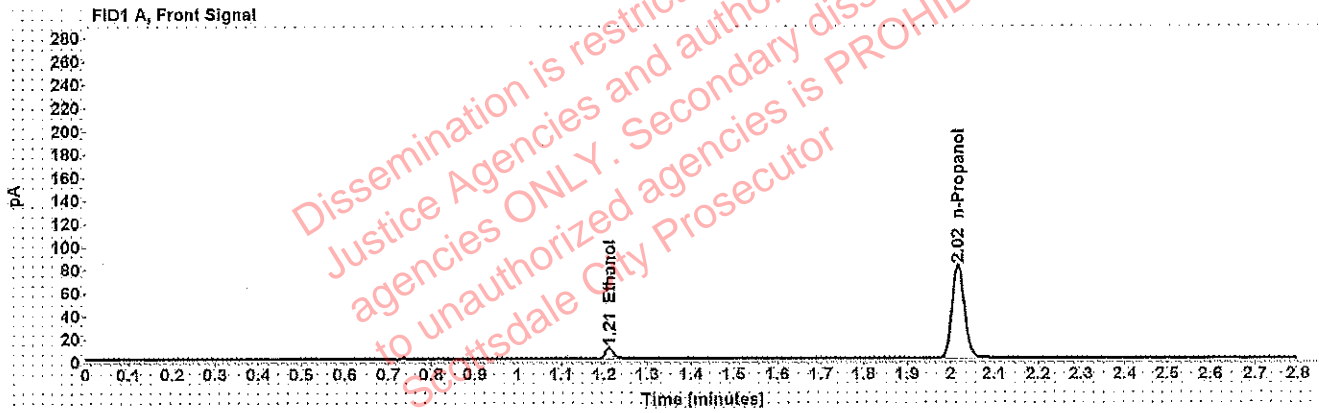


Table 1: FID 1 A (column DB-ALC1)

Compound	Time (min)	Peak Area
Ethanol	1.212	11.933
n-Propanol	2.016	162.040

Table 2: FID 2 B (column DB-ALC2)

Compound	Time (min)	Peak Area
Ethanol	1.376	14.728
n-Propanol	2.470	197.208

Scottsdale Police Department Crime Lab Volatiles Analysis

114

Sample: 0.100 FN06181501	Item number:
Injection date: 4/17/2019 3:57:15 PM	Vial: 2
Method: ethanol quant.M	Sequence: 17Apr19
Instrument: US14173023 CN14160045	Analyst: Adrian
Data file: C:\Chem3211\Data\17Apr19\2.D	

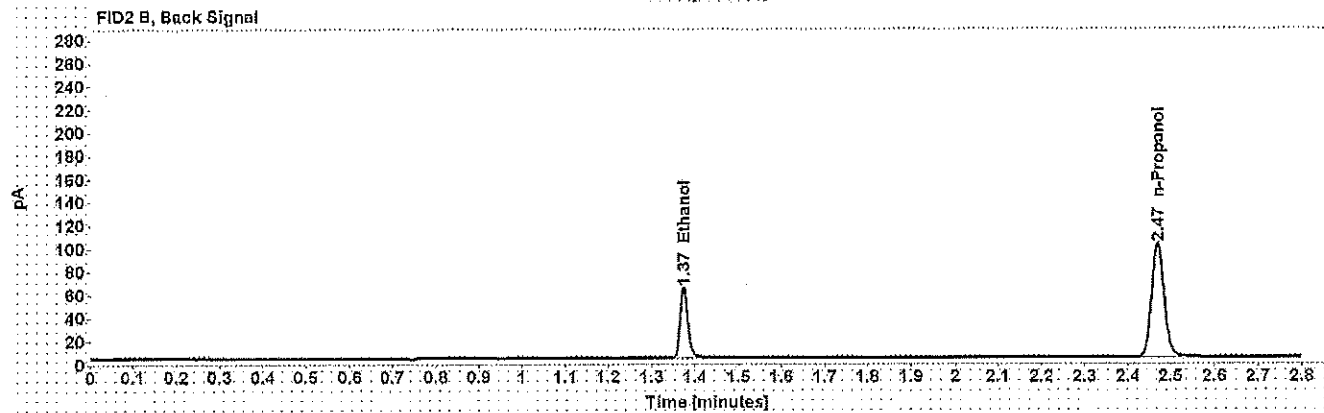
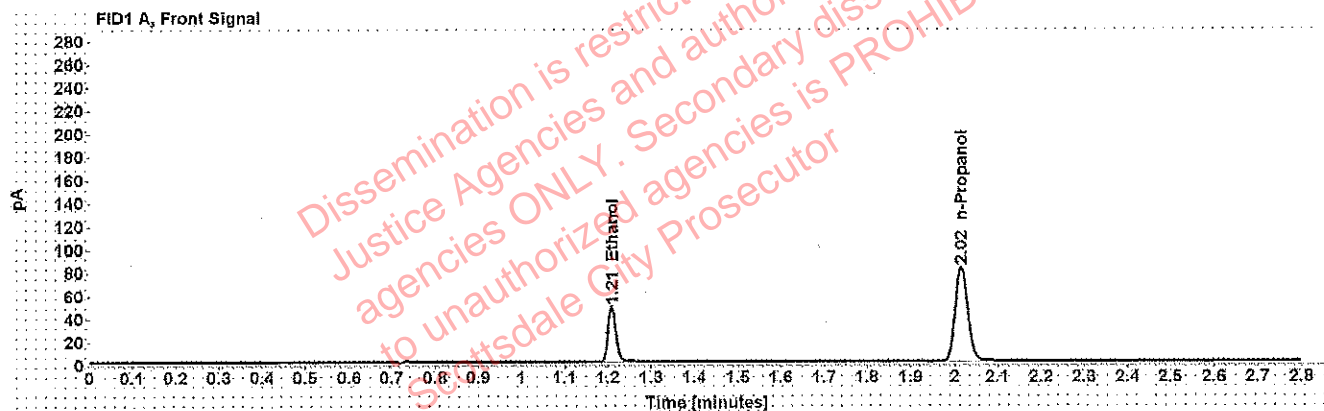


Table 1: FID 1 A (column DB-ALC1)

Compound	Time (min)	Peak Area
Ethanol	1.209	61.676
n-Propanol	2.015	164.466

Table 2: FID 2 B (column DB-ALC2)

Compound	Time (min)	Peak Area
Ethanol	1.374	76.512
n-Propanol	2.470	200.766

Scottsdale Police Department Crime Lab Volatiles Analysis

WA

Sample: 0.200 FN07201502	Item number:
Injection date: 4/17/2019 4:01:16 PM	Vial: 3
Method: ethanol quant.M	Sequence: 17Apr19
Instrument: US14173023 CN14160045	Analyst: Adrian
Data file: C:\Chem32\1\Data\17Apr19\3.D	

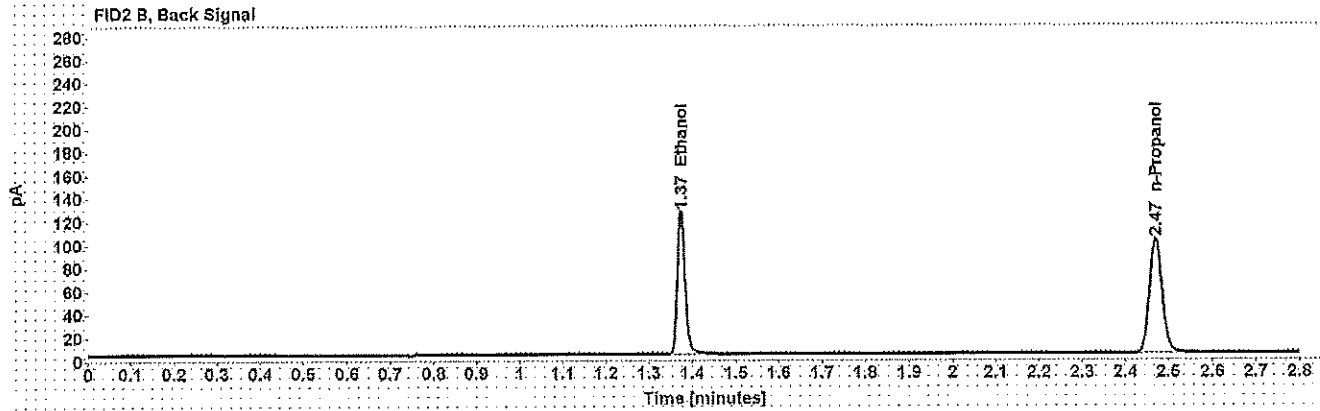
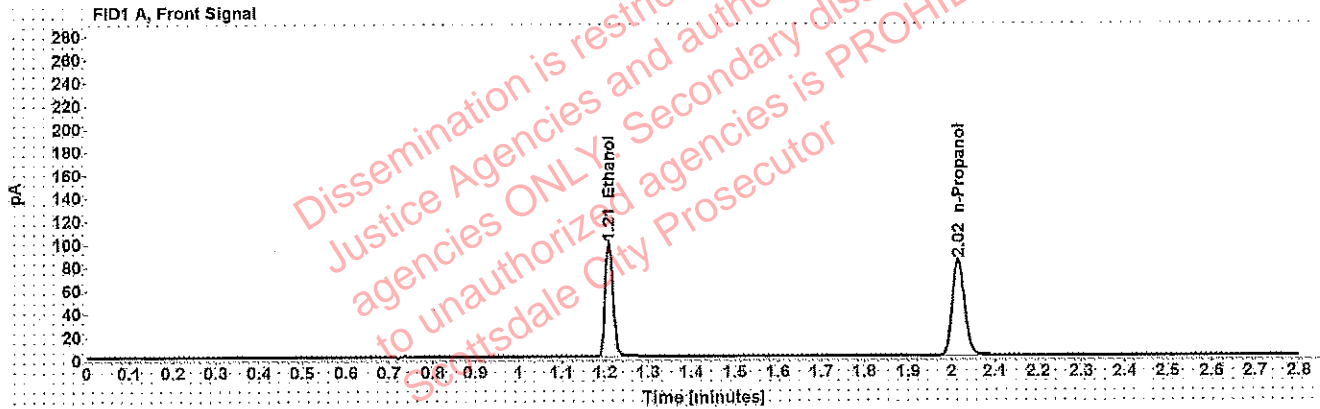


Table 1: FID 1 A (column DB-ALC1)

Compound	Time (min)	Peak Area
Ethanol	1.209	124.830
n-Propanol	2.016	164.910

Table 2: FID 2 B (column DB-ALC2)

Compound	Time (min)	Peak Area
Ethanol	1.374	155.281
n-Propanol	2.470	201.656

Scottsdale Police Department Crime Lab Volatiles Analysis

WA

Sample: 0.400 FN11191402	Item number:
Injection date: 4/17/2019 4:05:16 PM	Vial: 4
Method: ethanol quant.M	Sequence: 17Apr19
Instrument: US14173023 CN14160045	Analyst: Adrian
Data file: C:\Chem32\1\Data\17Apr19\4.D	

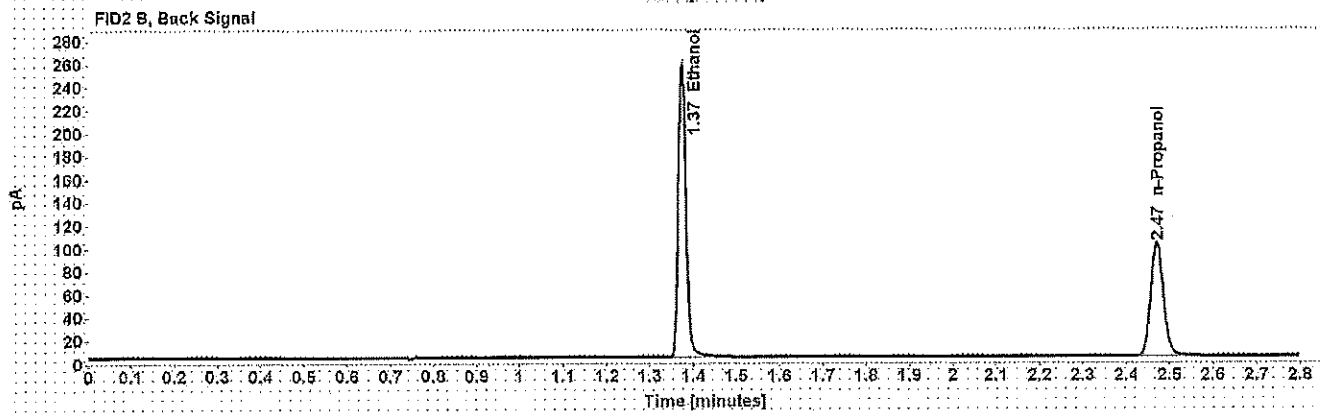
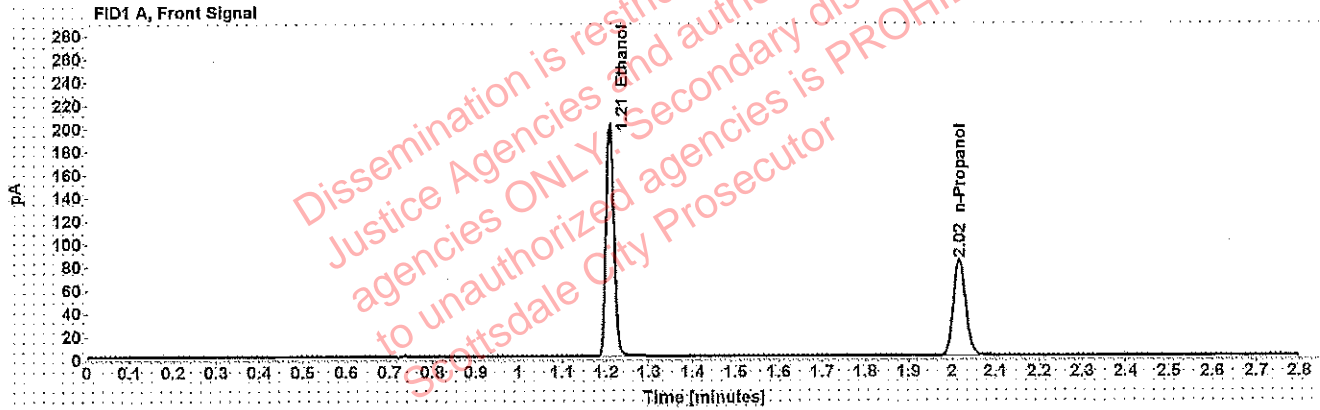


Table 1: FID 1 A (column DB-ALC1)

Compound	Time (min)	Peak Area
Ethanol	1.208	252.885
n-Propanol	2.016	165.622

Table 2: FID 2 B (column DB-ALC2)

Compound	Time (min)	Peak Area
Ethanol	1.374	315.880
n-Propanol	2.471	202.553

Scottsdale Police Department Crime Lab Volatiles Analysis

WA

Sample: blank 121118	Item number:
Injection date: 4/17/2019 4:09:16 PM	Vial: 5
Method: ethanol quant.M	Sequence: 17Apr19
Instrument: US14173023 CN14160045	Analyst: Adrian
Data file: C:\Chem32\1\Data\17Apr19\5.D	

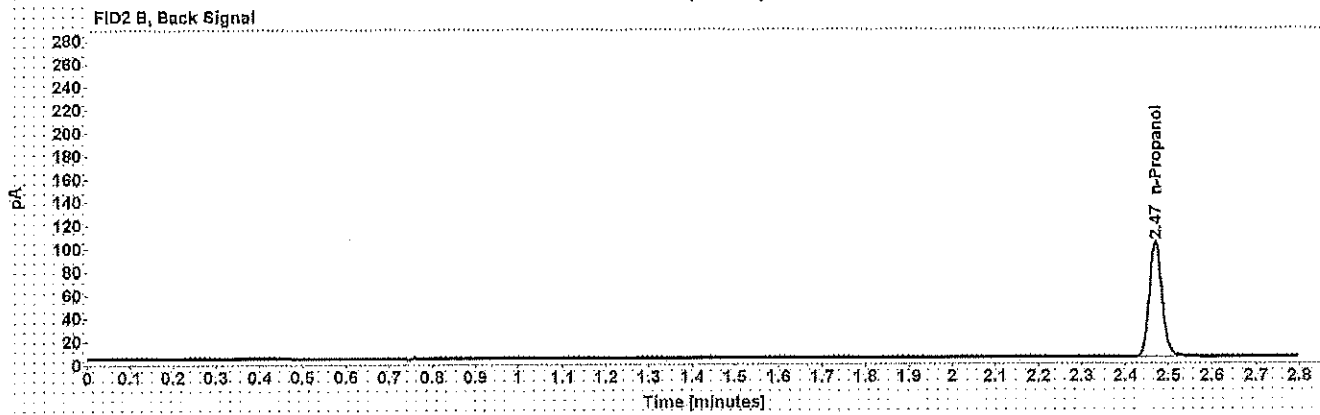
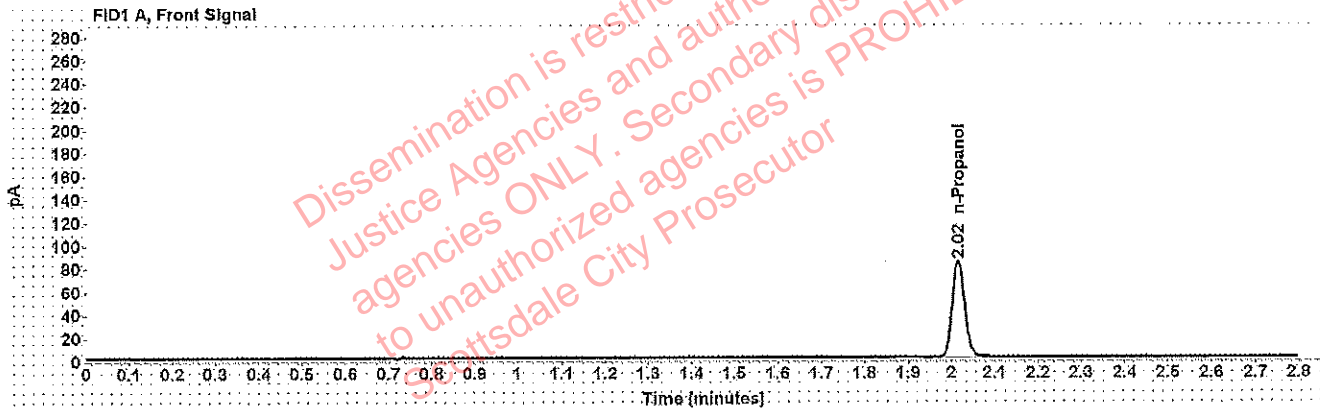


Table 1: FID 1 A (column DB-ALC1)

Compound	Amount (g/100mL)	Time (min)	Peak Area
n-Propanol	-----	2.015	166.852

Table 2: FID 2 B (column DB-ALC2)

Compound	Time (min)	Peak Area
n-Propanol	2.470	203.517

Scottsdale Police Department Crime Lab Volatiles Analysis

WFA

Sample: volatiles mix 020917	Item number:
Injection date: 4/17/2019 4:13:15 PM	Vial: 6
Method: ethanol quant.M	Sequence: 17Apr19
Instrument: US14173023 CN14160045	Analyst: Adrian
Data file: C:\Chem32\1\Data\17Apr19\6.D	

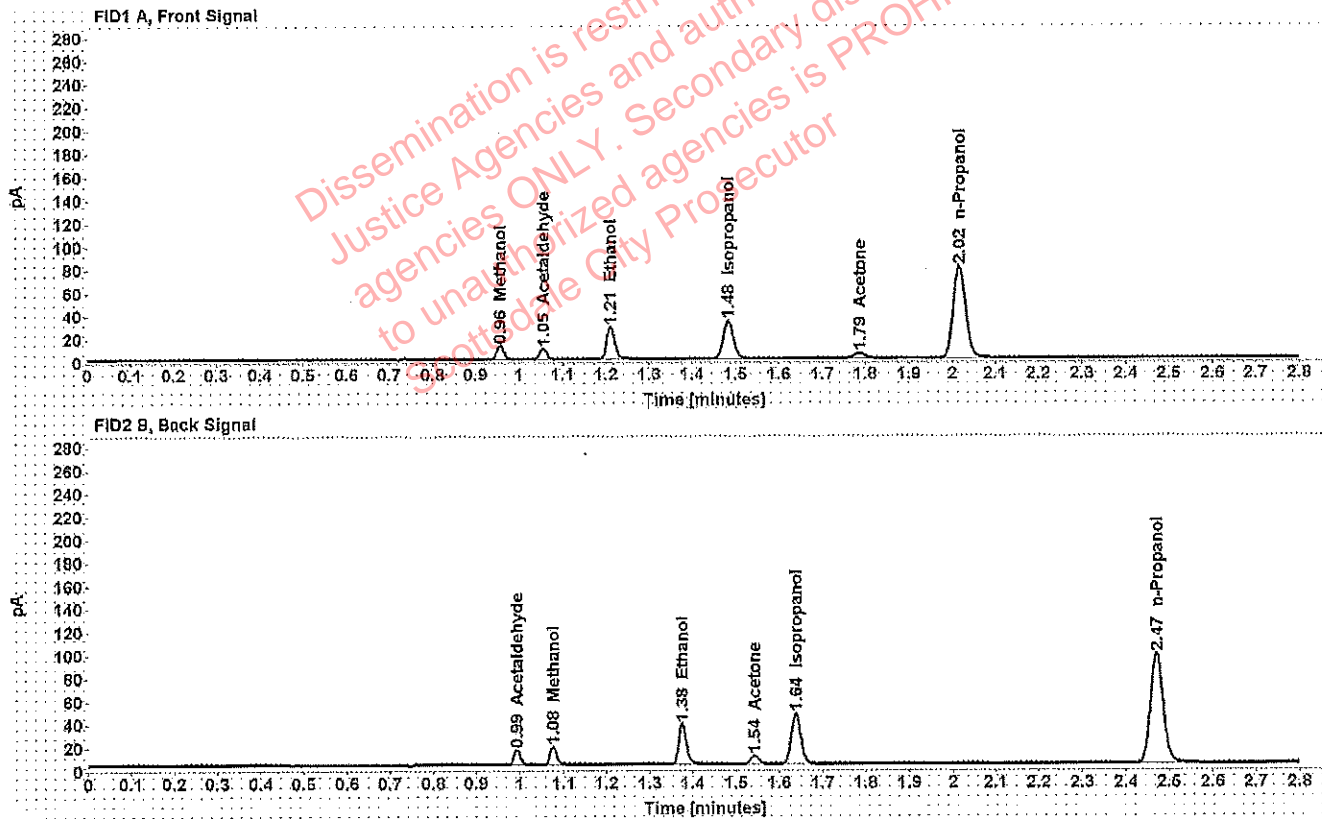


Table 1: FID 1 A (column DB-ALC1)

Compound	Amount (g/100mL)	Time (min)	Peak Area
Methanol	-----	0.957	13.051
Acetaldehyde	-----	1.055	9.866
>Ethanol	0.0603	1.210	35.812
Isopropanol	-----	1.484	52.739
Acetone	-----	1.786	7.714
n-Propanol	-----	2.016	159.279

Table 2: FID 2 B (column DB-ALC2)

Compound	Time (min)	Peak Area
Acetaldehyde	0.992	12.743
Methanol	1.076	16.608
Ethanol	1.376	44.265
Acetone	1.544	9.184
Isopropanol	1.638	66.158
n-Propanol	2.471	194.237

Scottsdale Police Department Crime Lab Volatiles Analysis

WA

Sample: 0.400 08012015-C	Item number:
Injection date: 4/17/2019 4:17:31 PM	Vial: 7
Method: ethanol quant.M	Sequence: 17Apr19
Instrument: US14173023 CN14160045	Analyst: Adrian
Data file: C:\Chem32\1\Data\17Apr19\7.D	

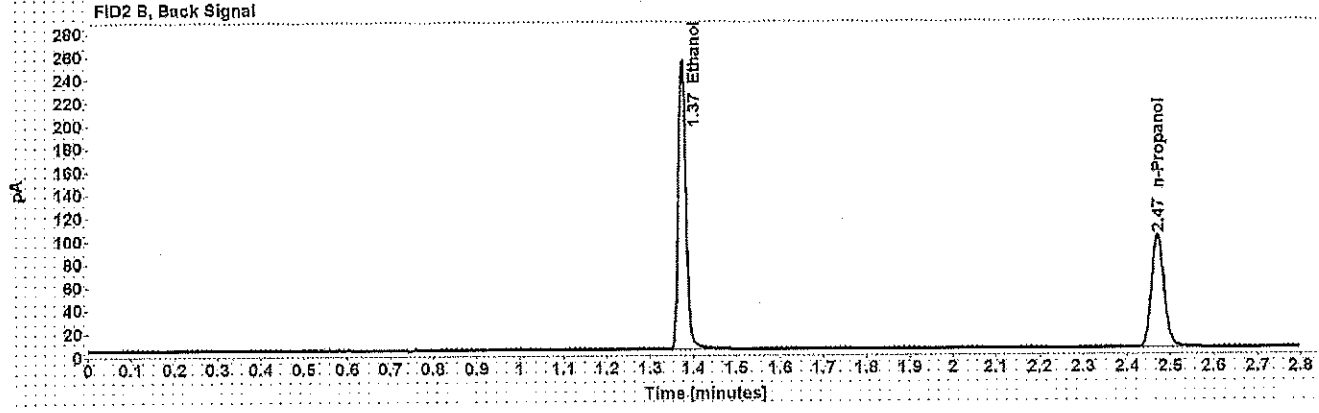
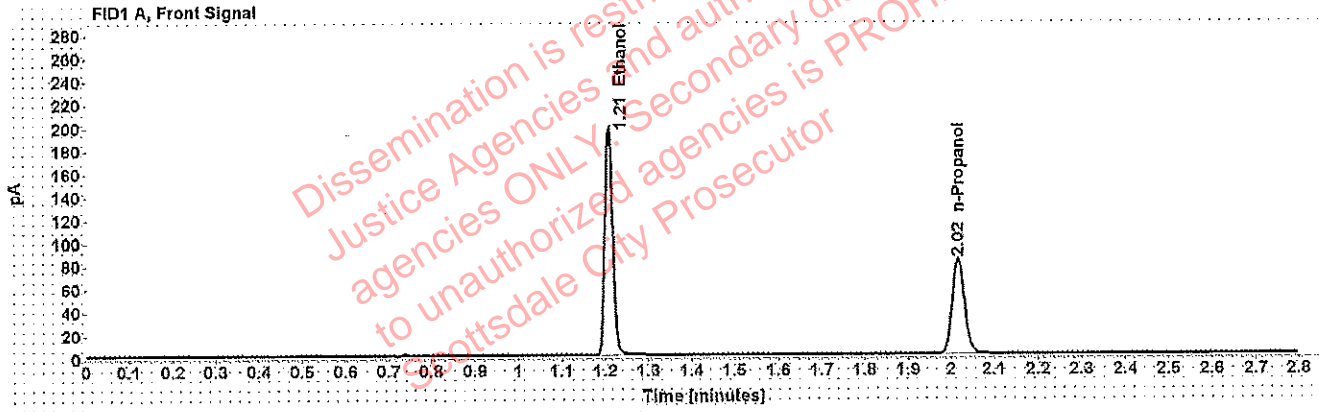


Table 1: FID 1 A (column DB-ALC1)

Compound	Amount (g/100mL)	Time (min)	Peak Area
>Ethanol	0.4007	1.208	249.900
n-Propanol	-----	2.016	163.551

Table 2: FID 2 B (column DB-ALC2)

Compound	Time (min)	Peak Area
Ethanol	1.374	312.105
n-Propanol	2.470	199.791

Scottsdale Police Department Crime Lab Volatiles Analysis

WA

Sample: 0.040 09022015-A	Item number:
Injection date: 4/17/2019 4:21:31 PM	Vial: 8
Method: ethanol quant.M	Sequence: 17Apr19
Instrument: US14173023 CN14160045	Analyst: Adrian
Data file: C:\Chem32\1\Data\17Apr19\8.D	

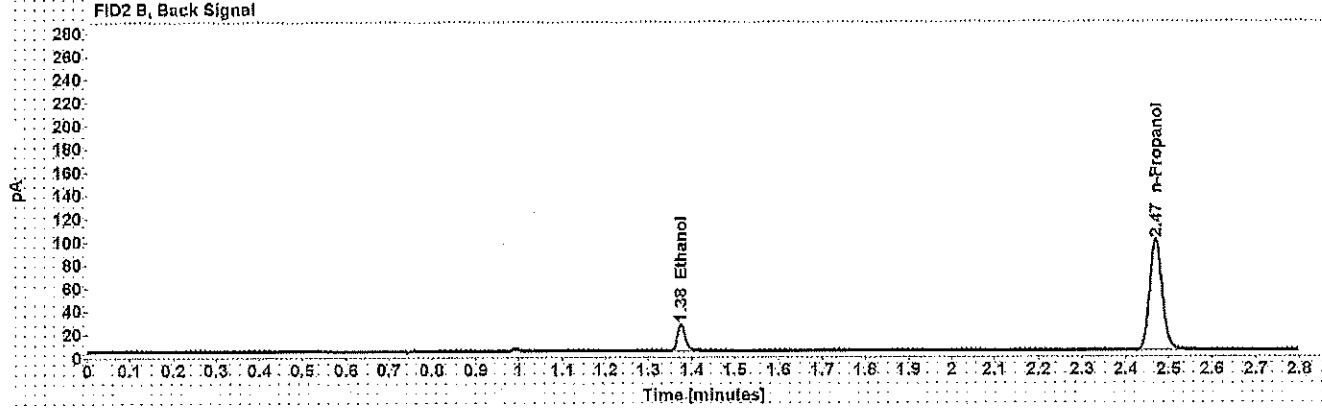
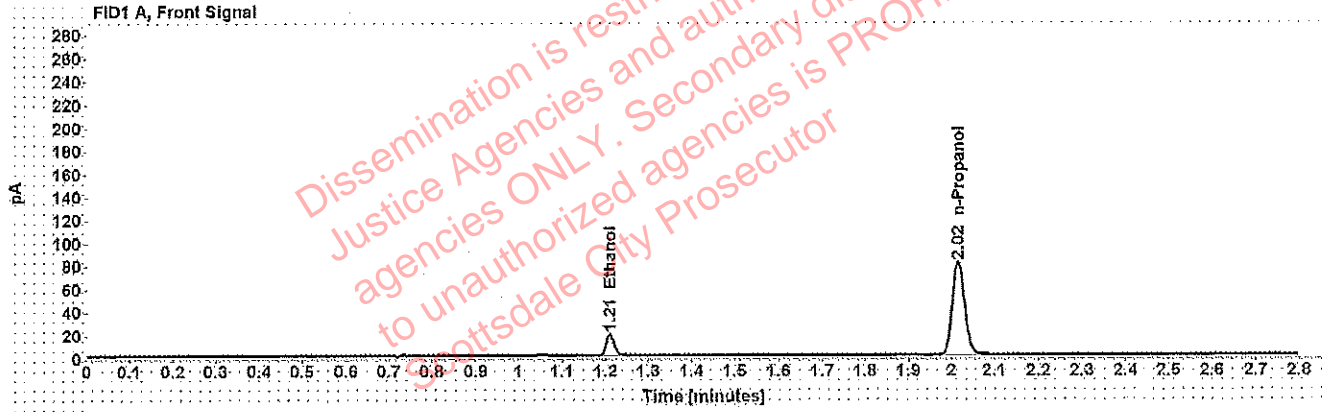


Table 1: FID 1 A (column DB-ALC1)

Compound	Amount (g/100mL)	Time (min)	Peak Area
>Ethanol	0.0399	1.210	23.542
n-Propanol	-----	2.015	160.201

Table 2: FID 2 B (column DB-ALC2)

Compound	Time (min)	Peak Area
Ethanol	1.375	29.055
n-Propanol	2.470	195.564

Scottsdale Police Department Crime Lab Volatiles Analysis

WA

Sample: 0.198 407041529/13	Item number:
Injection date: 4/17/2019 4:25:30 PM	Vial: 9
Method: ethanol quant.M	Sequence: 17Apr19
Instrument: US14173023 CN14160045	Analyst: Adrian
Data file: C:\Chem32\1\Data\17Apr19\9.D	

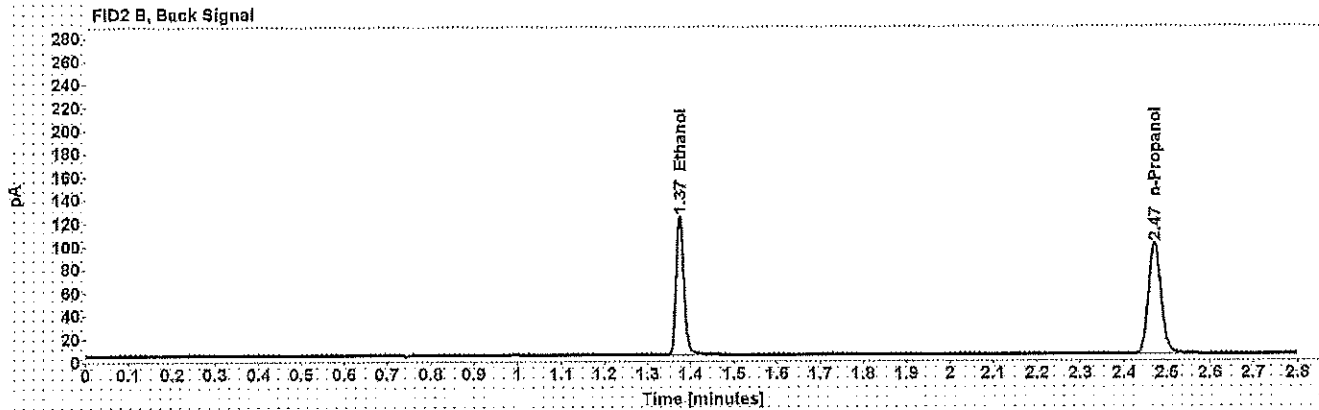
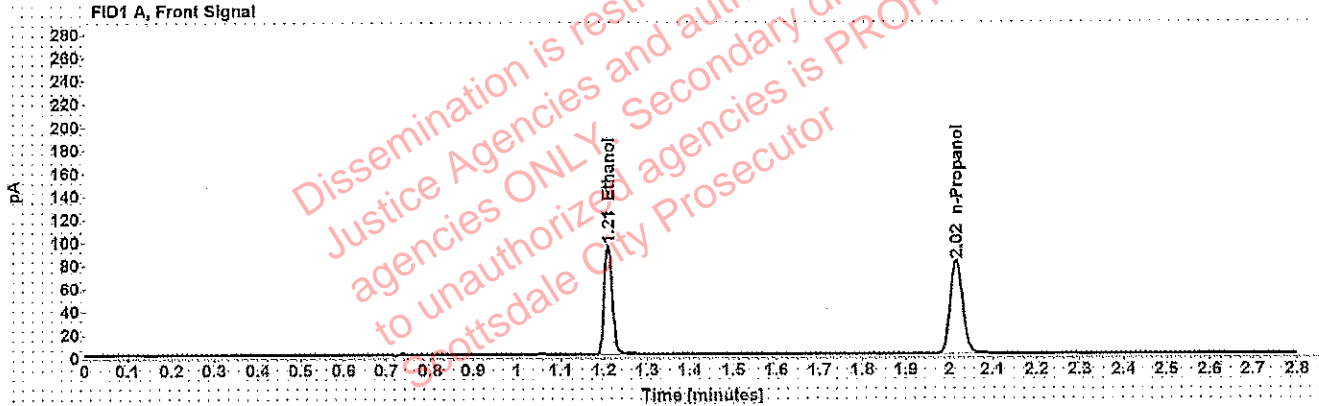


Table 1: FID 1 A (column DB-ALC1)

Compound	Amount (g/100mL)	Time (min)	Peak Area
>Ethanol	0.1975	1.209	121.074
n-Propanol	-----	2.016	161.393

Table 2: FID 2 B (column DB-ALC2)

Compound	Time (min)	Peak Area
Ethanol	1.375	150.952
n-Propanol	2.471	196.933

Scottsdale Police Department Crime Lab Volatiles Analysis

224

Sample: 0.080 28082014-B	Item number:
Injection date: 4/17/2019 5:10:01 PM	Vial: 20
Method: ethanol quant.M	Sequence: 17Apr19
Instrument: US14173023 CN14160045	Analyst: Adrian
Data file: C:\Chem32\1\Data\17Apr19\20.D	

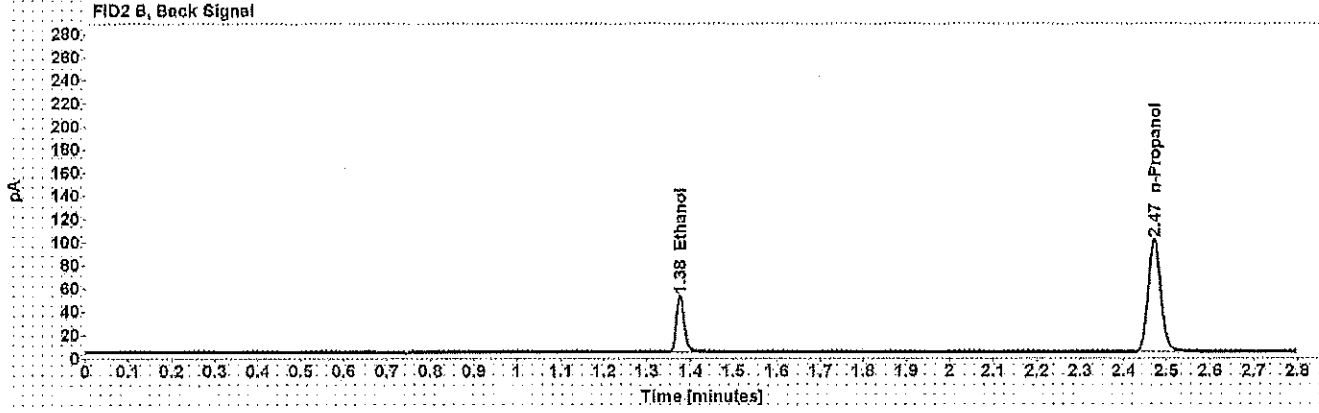
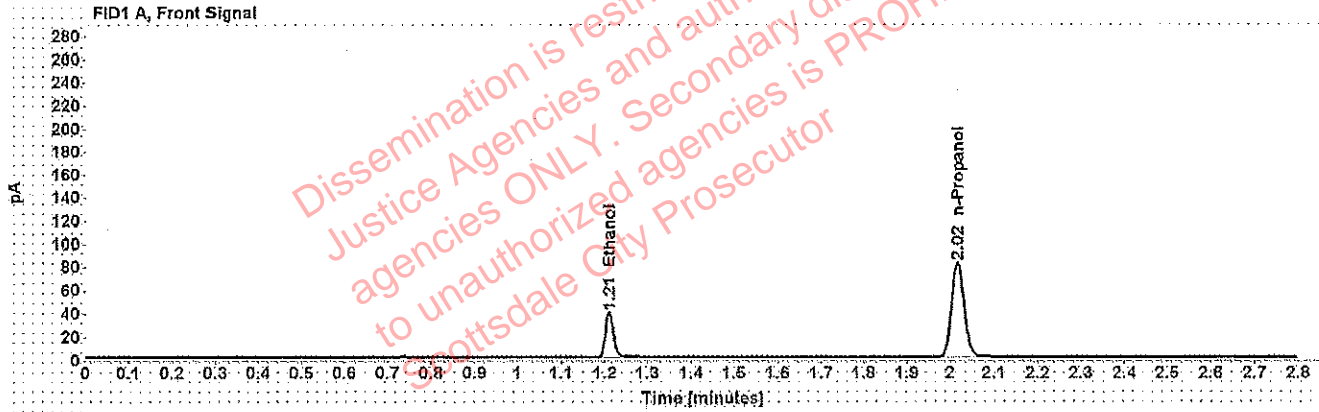


Table 1: FID 1 A (column DB-ALC1)

Compound	Amount (g/100mL)	Time (min)	Peak Area
>Ethanol	0.0808	1.210	49.292
n-Propanol	-----	2.016	162.494

Table 2: FID 2 B (column DB-ALC2)

Compound	Time (min)	Peak Area
Ethanol	1.376	60.946
n-Propanol	2.472	198.188

Scottsdale Police Department Crime Lab Volatiles Analysis

WA

Sample: 0.150 09022015-C	Item number:
Injection date: 4/17/2019 5:54:30 PM	Vial: 31
Method: ethanol quant.M	Sequence: 17Apr19
Instrument: US14173023 CN14160045	Analyst: Adrian
Data file: C:\Chem32\1\Data\17Apr19\31.D	

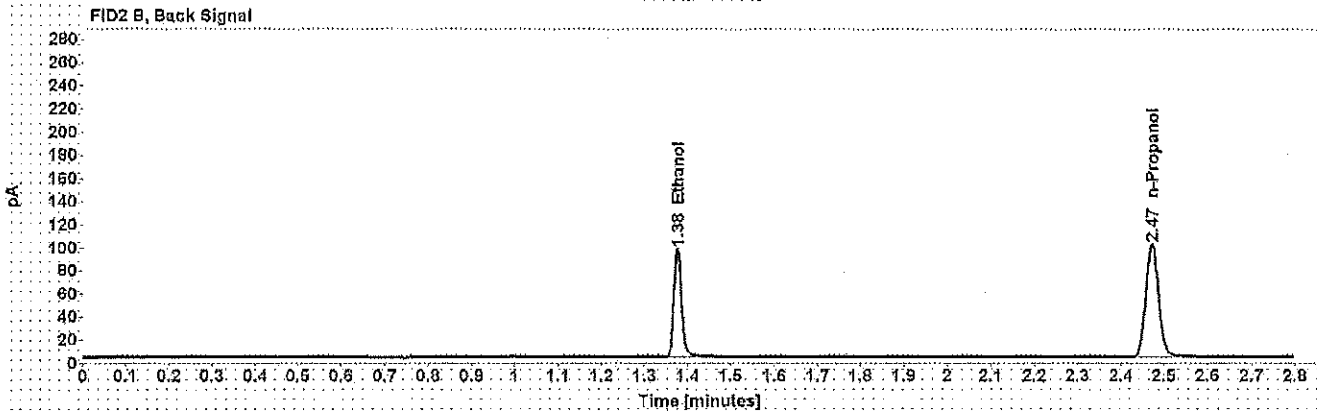
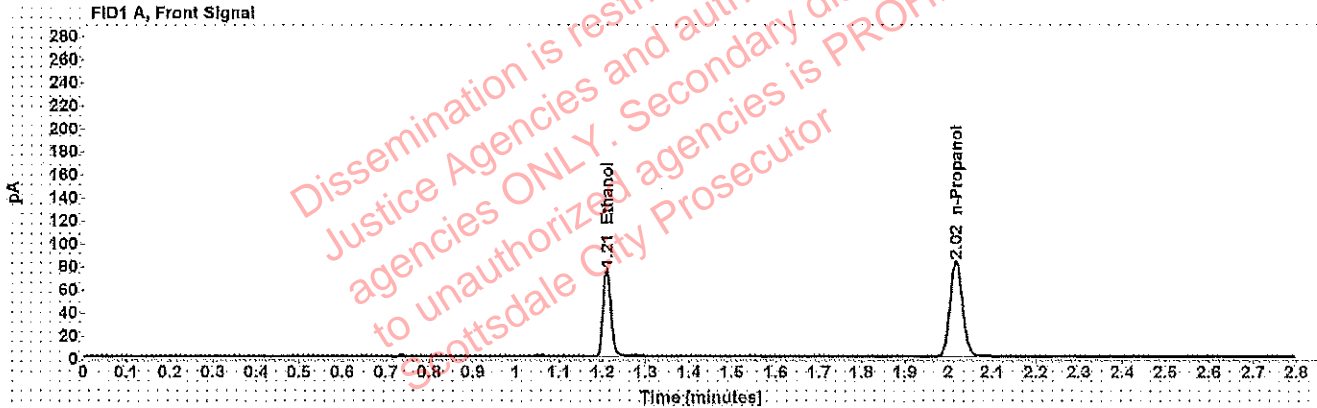


Table 1: FID 1 A (column DB-ALC1)

Compound	Amount (g/100mL)	Time (min)	Peak Area
>Ethanol	0.1525	1.210	95.544
n-Propanol	-----	2.016	165.339

Table 2: FID 2 B (column DB-ALC2)

Compound	Time (min)	Peak Area
Ethanol	1.376	119.014
n-Propanol	2.472	201.949

Scottsdale Police Department Crime Lab Volatiles Analysis

Sample: 0.198 407041529/13	Item number: WJ
Injection date: 4/17/2019 6:38:45 PM	Vial: 42
Method: ethanol quant.M	Sequence: 17Apr19
Instrument: US14173023 CN14160045	Analyst: Adrian
Data file: C:\Chem32\1\Data\17Apr19\42.D	

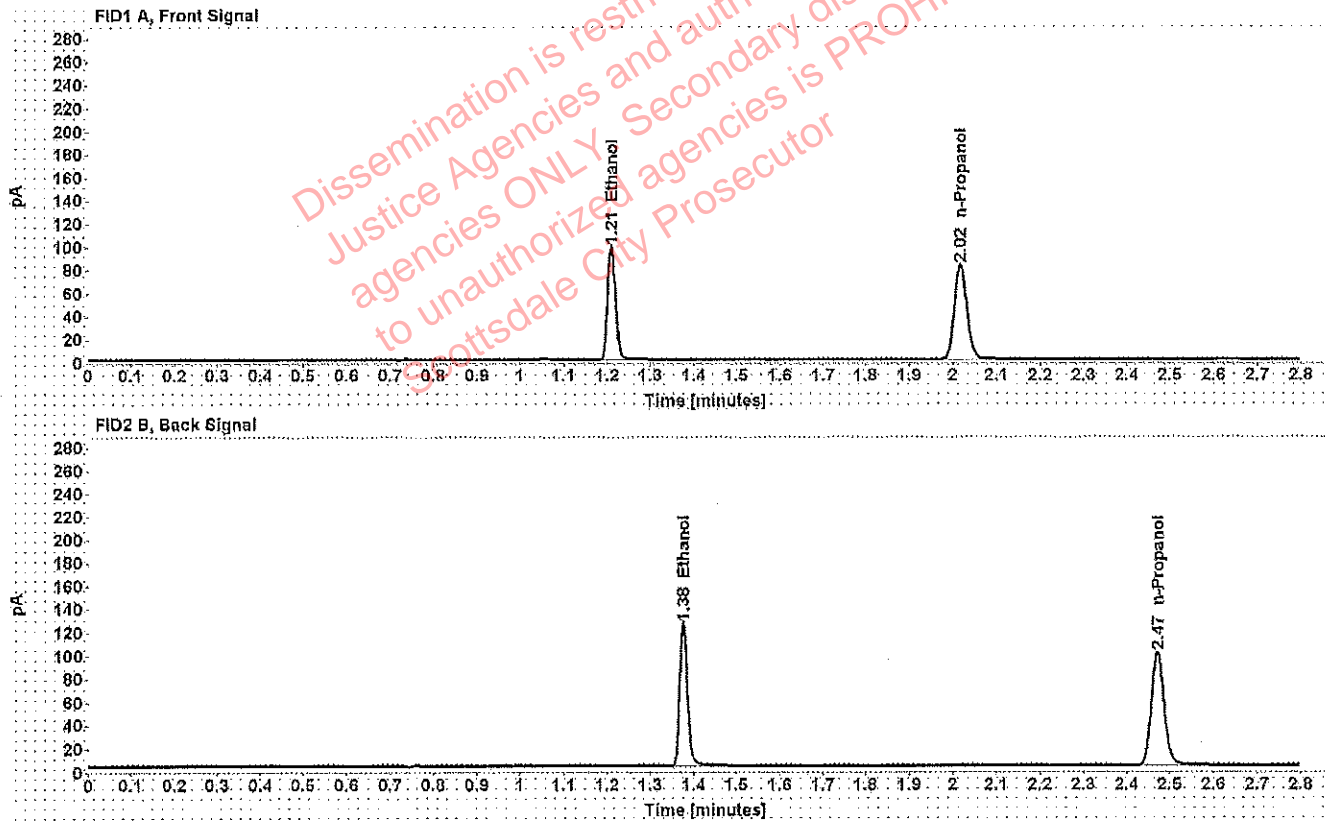


Table 1: FID 1 A (column DB-ALC1)

Compound	Amount (g/100mL)	Time (min)	Peak Area
>Ethanol	0.2005	1.210	124.321
n-Propanol	-----	2.017	163.209

Table 2: FID 2 B (column DB-ALC2)

Compound	Time (min)	Peak Area
Ethanol	1.376	155.145
n-Propanol	2.472	199.833

Scottsdale Police Department Crime Lab Volatiles Analysis

WA

Sample: 0.080 28082014-B	Item number:
Injection date: 4/17/2019 7:23:15 PM	Vial: 53
Method: ethanol quant.M	Sequence: 17Apr19
Instrument: US14173023 CN14160045	Analyst: Adrian
Data file: C:\Chem32\1\Data\17Apr19\53.D	

Dissemination is restricted to Criminal Justice Agencies and authorized NCJ-C.J. agencies ONLY. Secondary dissemination to unauthorized agencies is PROHIBITED. Scottsdale City Prosecutor

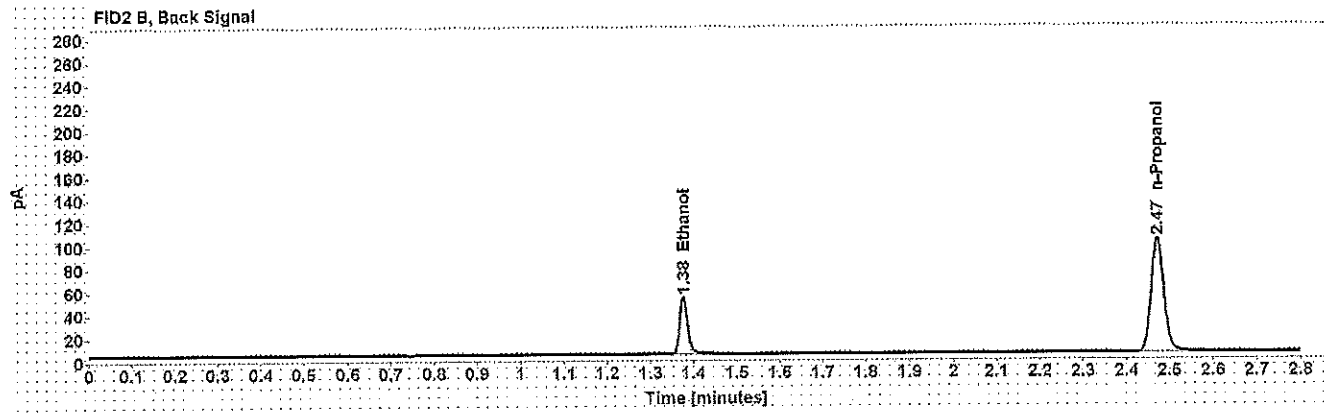
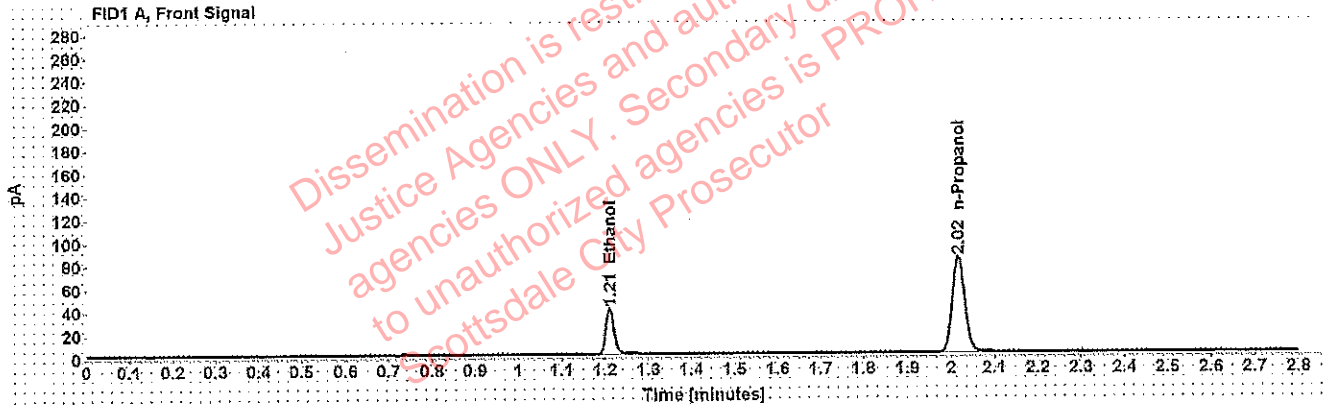


Table 1: FID 1 A (column DB-ALC1)

Compound	Amount (g/100mL)	Time (min)	Peak Area
>Ethanol	0.0814	1.210	50.443
n-Propanol	-----	2.016	164.908

Table 2: FID 2 B (column DB-ALC2)

Compound	Time (min)	Peak Area
Ethanol	1.376	62.563
n-Propanol	2.472	201.670

Scottsdale Police Department Crime Lab Volatiles Analysis

Sample: 0.40 08012015-C	Item number: WA
Injection date: 4/17/2019 7:59:45 PM	Vial: 62
Method: ethanol quant.M	Sequence: 17Apr19
Instrument: US14173023 CN14160045	Analyst: Adrian
Data file: C:\Chem32\1\Data\17Apr19\62.D	

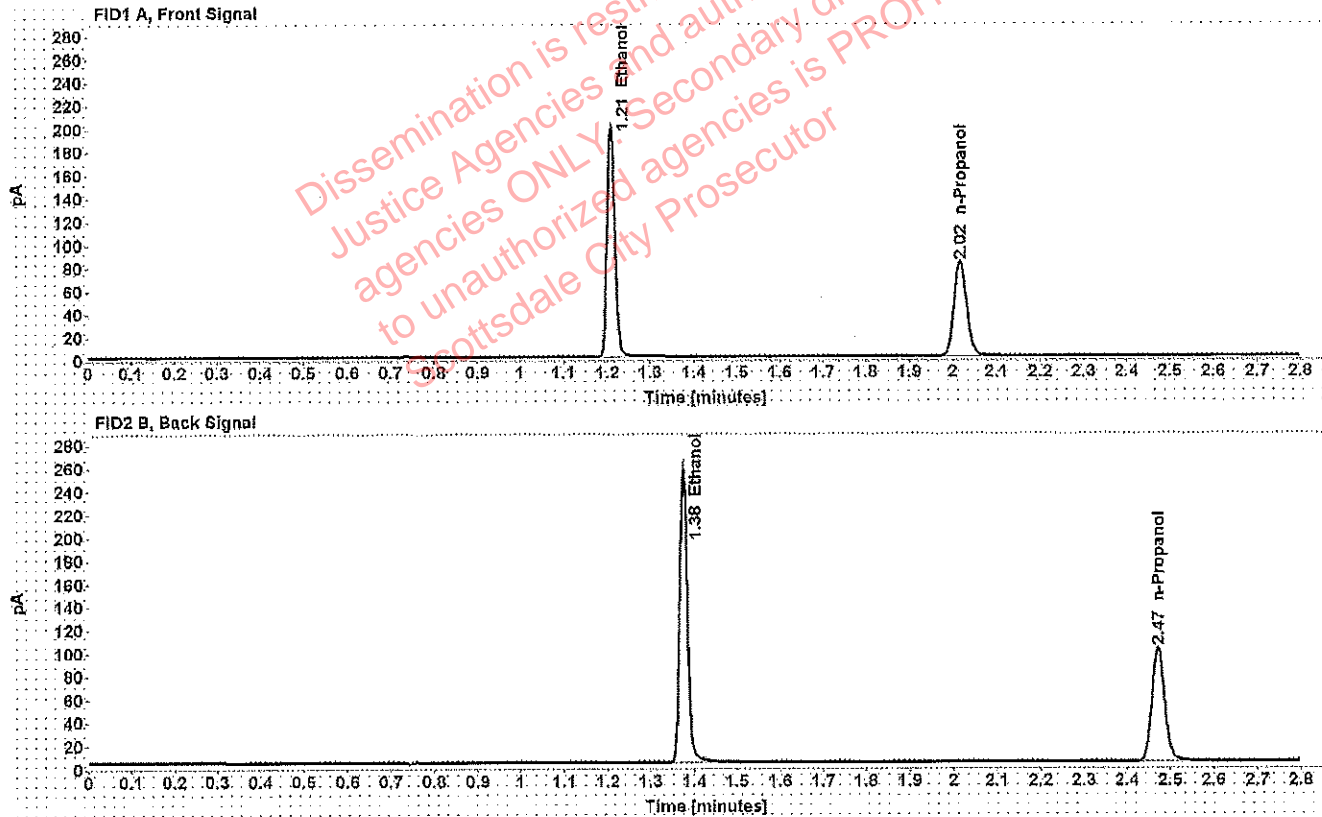


Table 1: FID 1 A (column DB-ALC1)

Compound	Amount (g/100mL)	Time (min)	Peak Area
>Ethanol	0.4045	1.209	252.061
n-Propanol	-----	2.016	163.419

Table 2: FID 2 B (column DB-ALC2)

Compound	Time (min)	Peak Area
Ethanol	1.375	316.008
n-Propanol	2.471	200.477

Scottsdale Police Department Crime Lab Volatiles Analysis

WA

Sample: 0.04 09022015-A	Item number:
Injection date: 4/17/2019 8:03:46 PM	Vial: 63
Method: ethanol quant.M	Sequence: 17Apr19
Instrument: US14173023 CN14160045	Analyst: Adrian
Data file: C:\Chem32\1\Data\17Apr19\63.D	

Dissemination is restricted to Criminal Justice Agencies and authorized Non-C.J. agencies ONLY. Secondary dissemination to unauthorized agencies is PROHIBITED
Scottsdale City Prosecutor

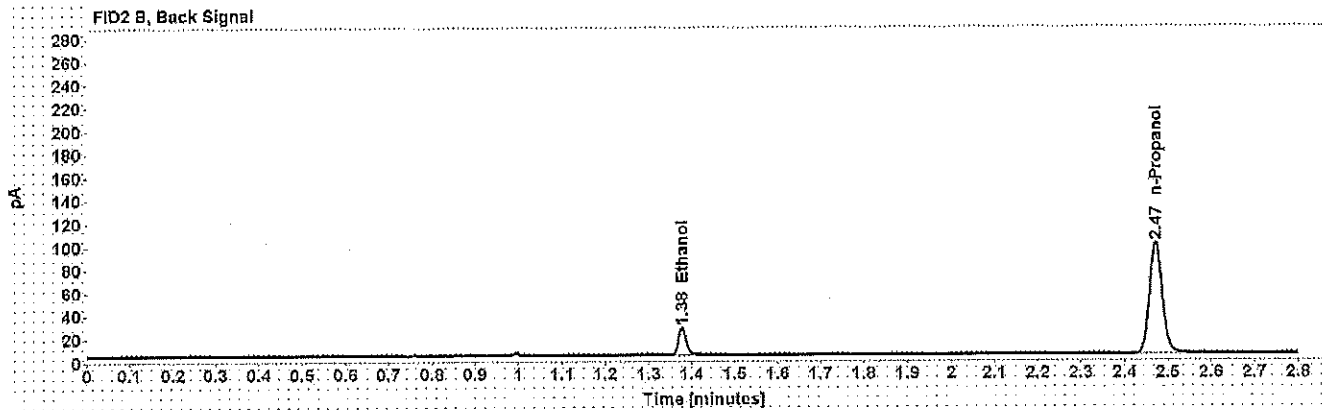
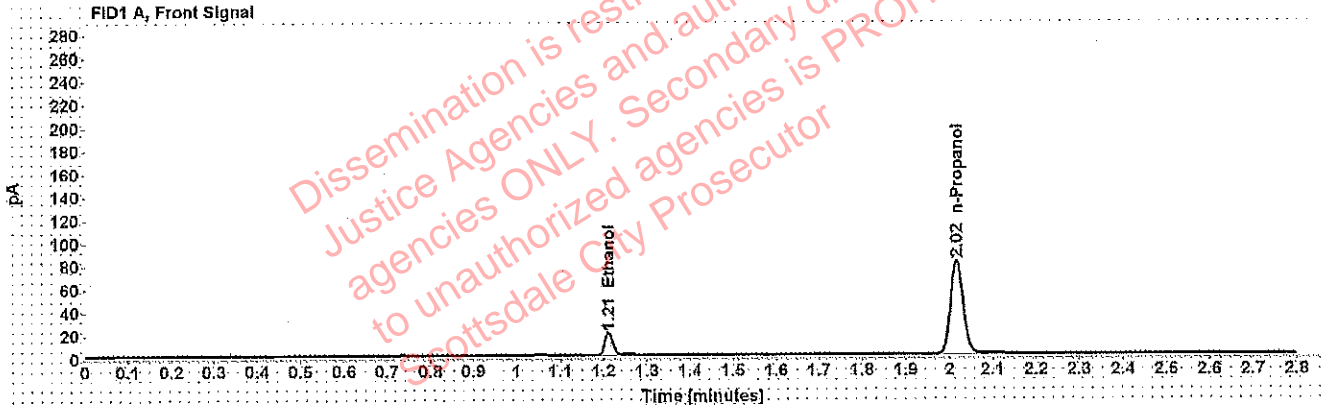


Table 1: FID 1 A (column DB-ALC1)

Compound	Amount (g/100mL)	Time (min)	Peak Area
>Ethanol	0.0406	1.211	24.162
n-Propanol	-----	2.016	161.547

Table 2: FID 2 B (column DB-ALC2)

Compound	Time (min)	Peak Area
Ethanol	1.377	29.909
n-Propanol	2.472	197.612

Scottsdale Police Department Crime Lab Volatiles Analysis

WA

Sample: 0.198 407041529/13	Item number:
Injection date: 4/17/2019 8:07:46 PM	Vial: 64
Method: ethanol quant.M	Sequence: 17Apr19
Instrument: US14173023 CN14160045	Analyst: Adrian
Data file: C:\Chem32\1\Data\17Apr19\64.D	

Dissemination is restricted to Criminal Justice Agencies and authorized NCJ-C.J. agencies ONLY. Secondary dissemination to unauthorized agencies is PROHIBITED. Scottsdale City Prosecutor

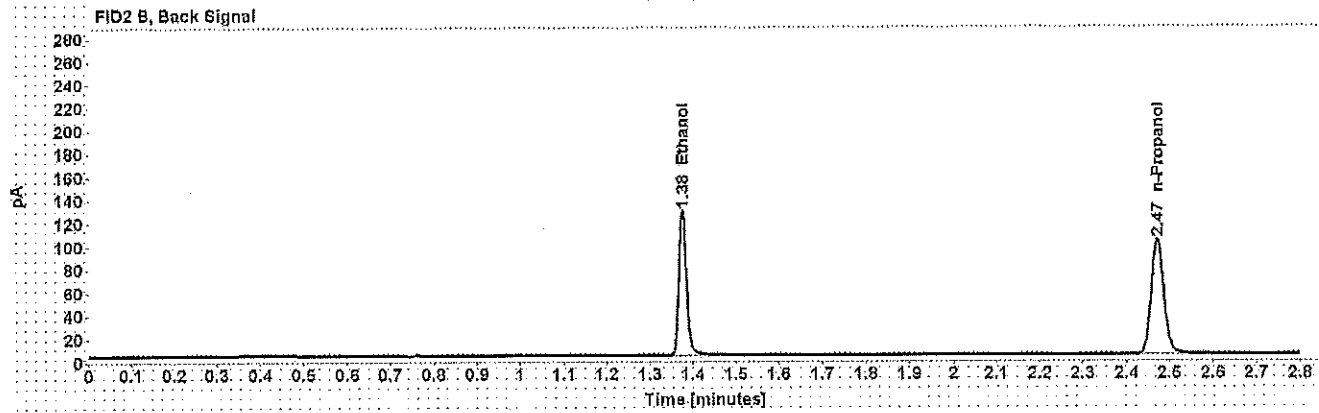
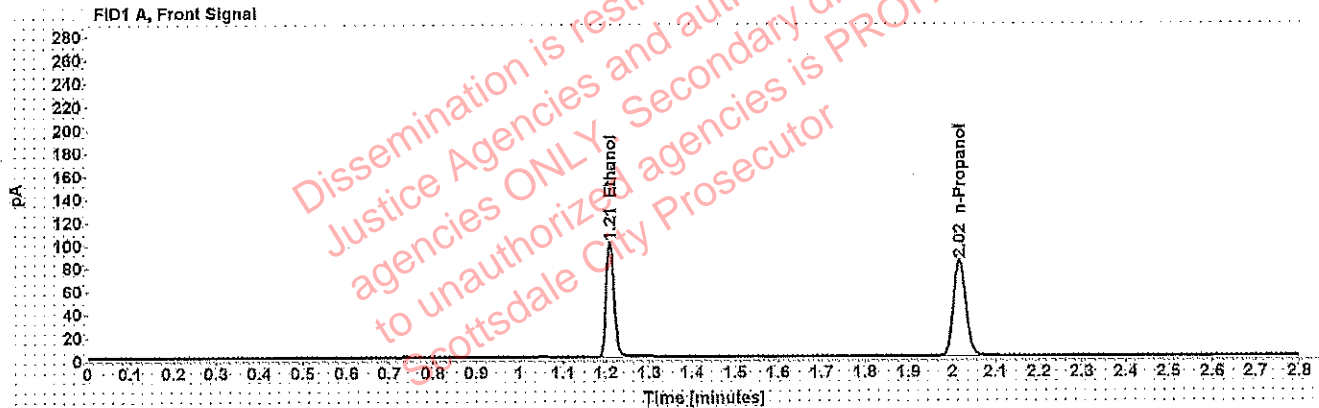


Table 1: FID 1 A (column DB-ALC1)

Compound	Amount (g/100mL)	Time (min)	Peak Area
>Ethanol	0.2001	1.209	126.555
n-Propanol	-----	2.016	166.497

Table 2: FID 2 B (column DB-ALC2)

Compound	Time (min)	Peak Area
Ethanol	1.376	158.272
n-Propanol	2.471	203.905

Scottsdale Police Department Crime Lab Volatiles Analysis

Sample: blank 121118	Item number: WA
Injection date: 4/17/2019 8:11:46 PM	Vial: 65
Method: ethanol quant.M	Sequence: 17Apr19
Instrument: US14173023 CN14160045	Analyst: Adrian
Data file: C:\Chem32\1\Data\17Apr19\65.D	

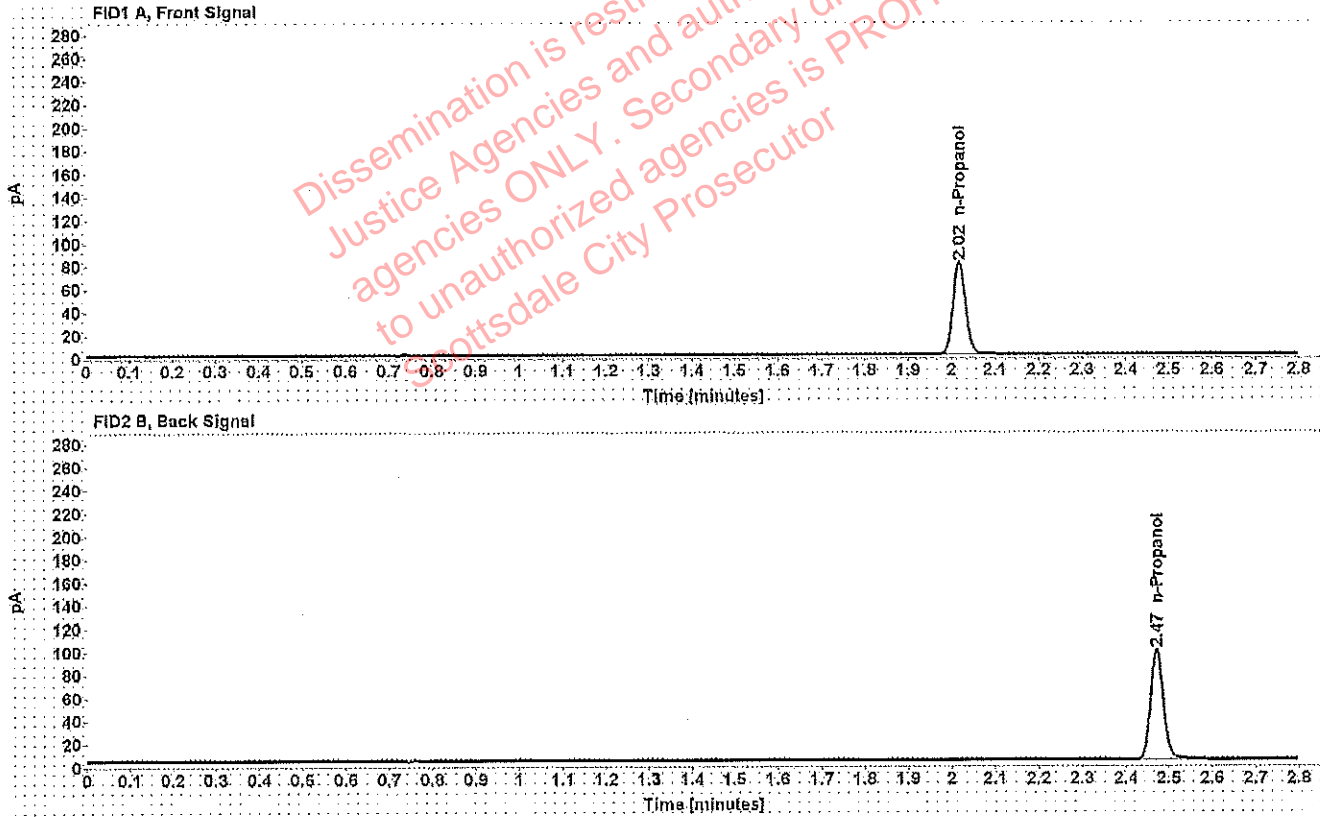


Table 1: FID 1 A (column DB-ALC1)

Compound	Amount (g/100mL)	Time (min)	Peak Area
n-Propanol	-----	2.016	159.611

Table 2: FID 2 B (column DB-ALC2)

Compound	Time (min)	Peak Area
n-Propanol	2.472	195.436

Sequence Summary

Sequence name: 17Apr19 Instrument: US14173023 CN14160045 Analyst: Adrian

Vial	Sample	Type	Item Number	Method
1	0.020 FN03241604	Calibration		ethanol quant.M
2	0.100 FN06181501	Calibration		ethanol quant.M
3	0.200 FN07201502	Calibration		ethanol quant.M
4	0.400 FN11191402	Calibration		ethanol quant.M
5	blank 121118	Control		ethanol quant.M
6	volatiles mix 020917	Control		ethanol quant.M
7	0.400 08012015-C	Control		ethanol quant.M
8	0.040 09022015-A	Control		ethanol quant.M
9	0.198 407041529/13	Control		ethanol quant.M
10		Sample	1259507	ethanol quant.M
11		Sample	1259507	ethanol quant.M
12		Sample	1264044	ethanol quant.M
13		Sample	1264044	ethanol quant.M
14		Sample	1260752	ethanol quant.M
15		Sample	1260752	ethanol quant.M
16		Sample	1260771	ethanol quant.M
17		Sample	1260771	ethanol quant.M
18		Sample	1260703	ethanol quant.M
19		Sample	1260703	ethanol quant.M
20	0.080 28082014-B	Control		ethanol quant.M
21		Sample	1259744	ethanol quant.M
22		Sample	1259744	ethanol quant.M
23		Sample	1261550	ethanol quant.M
24		Sample	1261550	ethanol quant.M
25		Sample	1238318	ethanol quant.M
26		Sample	1238318	ethanol quant.M
27		Sample	1264587	ethanol quant.M
28		Sample	1264587	ethanol quant.M
29		Sample	1264886	ethanol quant.M
30		Sample	1264886	ethanol quant.M
31	0.150 09022015-C	Control		ethanol quant.M
32		Sample	176-01A	ethanol quant.M
33		Sample	176-01A	ethanol quant.M
34		Sample	176-01A	ethanol quant.M
35		Sample	176-01A	ethanol quant.M
36		Sample	1264726	ethanol quant.M
37		Sample	1264726	ethanol quant.M
38		Sample	1261928	ethanol quant.M
39		Sample	1261928	ethanol quant.M
40		Sample	1261921	ethanol quant.M
41		Sample	1261921	ethanol quant.M
42	0.198 407041529/13	Control		ethanol quant.M
43		Sample	1262626	ethanol quant.M
44		Sample	1262626	ethanol quant.M
45		Sample	1243213	ethanol quant.M
46		Sample	1243213	ethanol quant.M
47		Sample	1261683	ethanol quant.M

Dissemination is restricted to Criminal Justice Agencies and authorized agencies ONLY. Secondary dissemination to unauthorized agencies is PROHIBITED. Scottsdale City Prosecutor

Sequence Summary

17 Apr 19 WAB1570
4/18/19

48		Sample	1261683	ethanol quant.M
49		Sample	1262294	ethanol quant.M
50		Sample	1262294	ethanol quant.M
51		Sample	1262927	ethanol quant.M
52		Sample	1262927	ethanol quant.M
53	0.080 28082014-B	Control		ethanol quant.M
54		Sample	1262981	ethanol quant.M
55		Sample	1262981	ethanol quant.M
56		Sample	1262799	ethanol quant.M
57		Sample	1262799	ethanol quant.M
58		Sample	1263017	ethanol quant.M
59		Sample	1263017	ethanol quant.M
60		Sample	1263401	ethanol quant.M
61		Sample	1263401	ethanol quant.M
62	0.40 08012015-C	Control		ethanol quant.M
63	0.04 09022015-A	Control		ethanol quant.M
64	0.198 407041529/13	Control		ethanol quant.M
65	blank 121118	Control		ethanol quant.M

Dissemination is restricted to Criminal Justice Agencies ONLY. Secondary dissemination to unauthorized agencies is PROHIBITED. Scottsdale City Prosecutor

Scottsdale Police Department Crime Laboratory Summary of Cases

SEQUENCE NAME: 17Apr19

ANALYST: Adrian ^{WJA}

Vials	Test 1 (g/dL)	Test 2 (g/dL)	Mean (g/dL)	Percent Difference*	Absolute Difference (g/dL)*
10 11	0.1755	0.1761	0.17580	0.17	0.00030
12 13	0.1831	0.1921	0.18760	2.40	0.00450
14 15	0.1617	0.1624	0.16205	0.22	0.00035
16 17	0.1940	0.1956	0.19480	0.41	0.00080
18 19	0.1451	0.1471	0.14610	0.68	0.00100
21 22	0.3040	0.3042	0.30410	0.03	0.00010
23 24	0.1774	0.1770	0.17720	0.11	0.00020
25 26	0.1839	0.1859	0.18490	0.54	0.00100
27 28	0.1003	0.1002	0.10025	0.05	0.00005
29 30	0.1651	0.1655	0.16530	0.12	0.00020
32 33	0.2605	0.2593	0.25990	0.23	0.00060
34 35	0.1328	0.1322	0.13250	0.23	0.00030
36 37	0.2191	0.2184	0.21875	0.16	0.00035
38 39	0.1856	0.1865	0.18605	0.24	0.00045
40 41	0.2252	0.2257	0.22545	0.11	0.00025
43 44	0.1200	0.1200	0.12000	0.00	0.00000
45 46	0.1296	0.1286	0.12910	0.39	0.00050
47 48	0.2441	0.2419	0.24300	0.45	0.00110
49 50	0.1891	0.1897	0.18940	0.16	0.00030
51 52	0.1888	0.1869	0.18785	0.51	0.00095
54 55	0.2605	0.2607	0.26060	0.04	0.00010
56 57	0.2506	0.2522	0.25140	0.32	0.00080
58 59	0.2224	0.2232	0.22280	0.18	0.00040
60 61	0.1051	0.1056	0.10535	0.24	0.00025

*Calculated differences are differences from the mean of the two results.

: Adrian, William - (18-Apr-2019)

Case: [REDACTED] User: wadrian 4/18/2019

Scottsdale Police Department Crime Lab Volatiles Analysis

Sample:	[REDACTED]	Item number:	1259507
Injection date:	4/17/2019 4:29:30 PM	Vial:	10
Method:	ethanol quant.M	Sequence:	17Apr19
Instrument:	US14173023 CN14160045	Analyst:	Adrian
Data file:	C:\Chem32\1\Data\17Apr19\10.D		

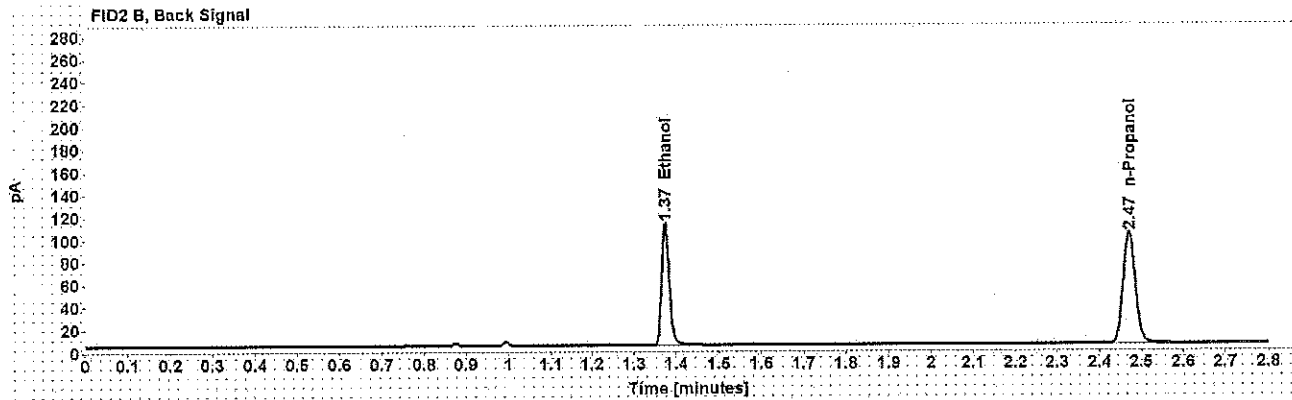
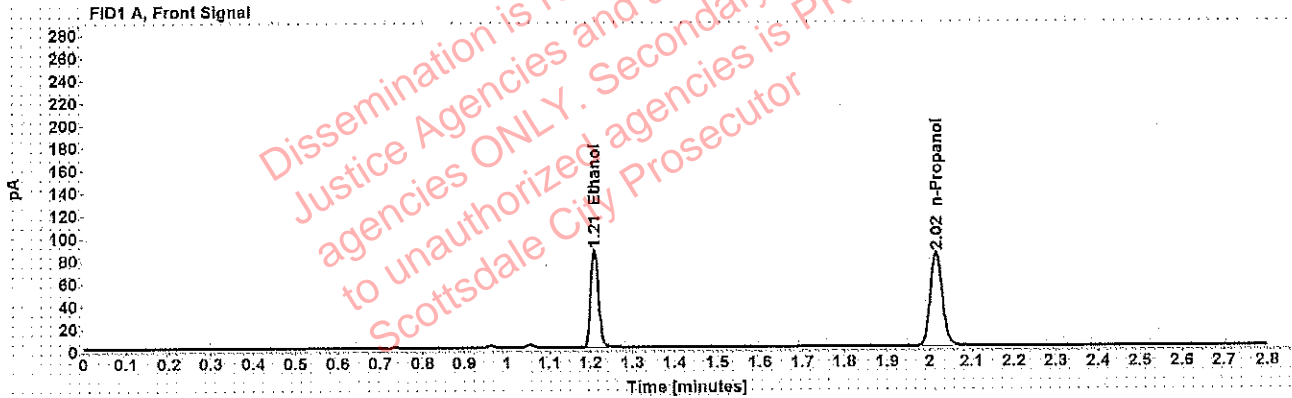


Table 1: FID 1 A (column DB-ALC1)

Compound	Amount (g/100mL)	Time (min)	Peak Area
>Ethanol	0.1755	1.209	110.607
n-Propanol	-----	2.016	166.067

Table 2: FID 2 B (column DB-ALC2)

Compound	Time (min)	Peak Area
Ethanol	1.375	137.166
n-Propanol	2.471	202.576

Scottsdale Police Department Crime Lab Volatiles Analysis

Sample:	[REDACTED]	Item number:	1259507
Injection date:	4/17/2019 4:33:31 PM	Vial:	11
Method:	ethanol quant.M	Sequence:	17Apr19
Instrument:	US14173023 CN14160045	Analyst:	Adrian
Data file:	C:\Chem32\1\Data\17Apr19\11.D		

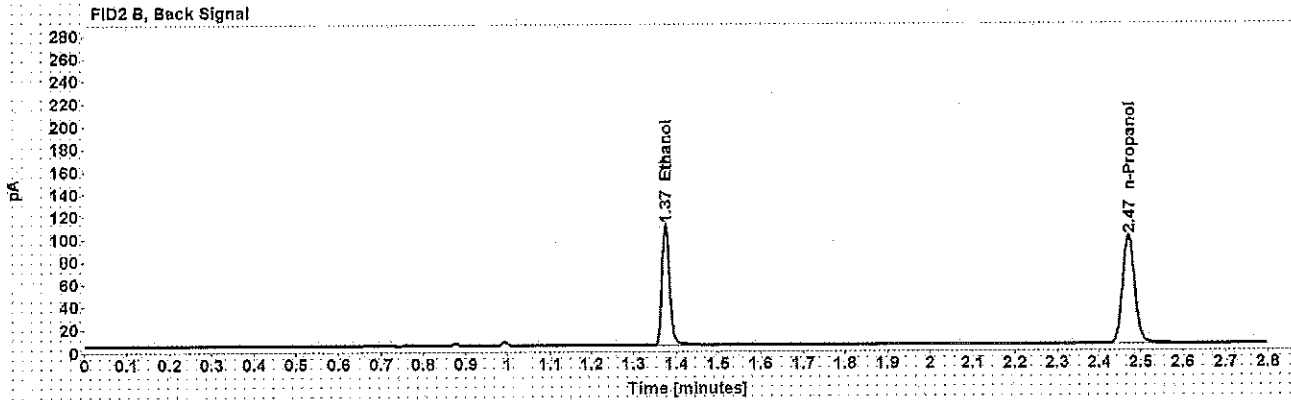
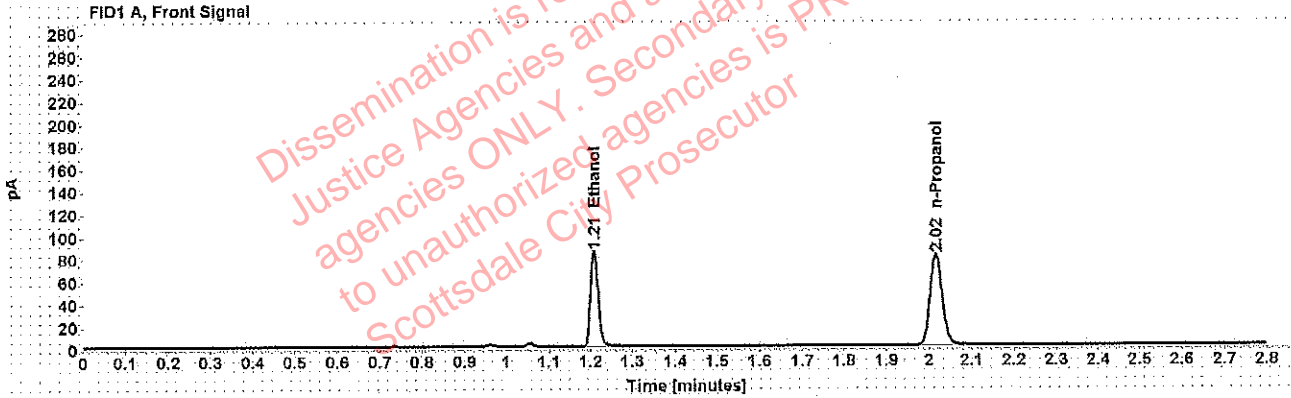


Table 1: FID 1 A (column DB-ALC1)

Compound	Amount (g/100mL)	Time (min)	Peak Area
>Ethanol	0.1761	1.209	107.862
n-Propanol	-----	2.016	161.383

Table 2: FID 2 B (column DB-ALC2)

Compound	Time (min)	Peak Area
Ethanol	1.375	134.094
n-Propanol	2.471	196.844

Adrian, William - (18-Apr-2019)

Case: User: wadrian 4/18/2019

Scottsdale Police Department Crime Lab Volatiles Analysis

Sample:		Item number:	1264044
Injection date:	4/17/2019 4:37:31 PM	Vial:	12
Method:	ethanol quant.M	Sequence:	17Apr19
Instrument:	US14173023 CN14160045	Analyst:	Adrian
Data file:	C:\Chem32\1\Data\17Apr19\12.D		

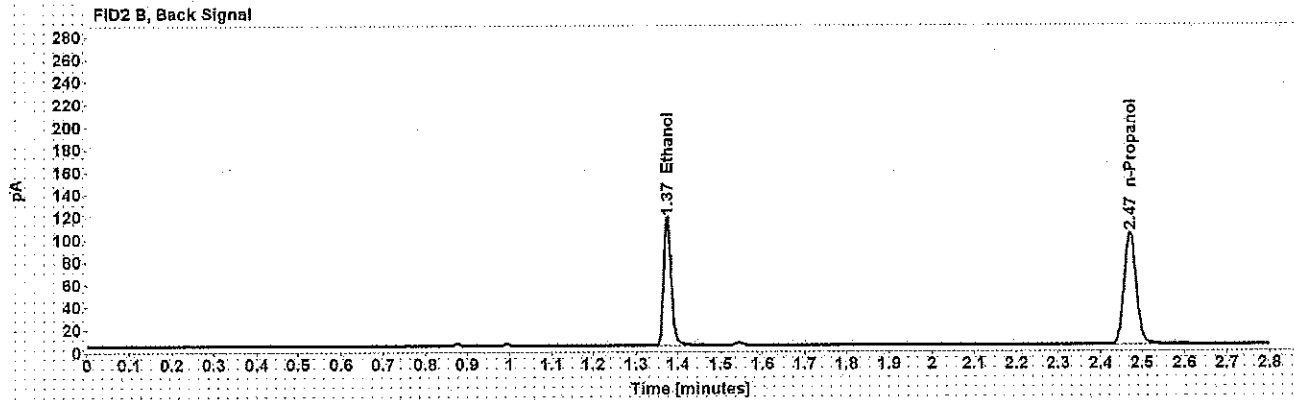
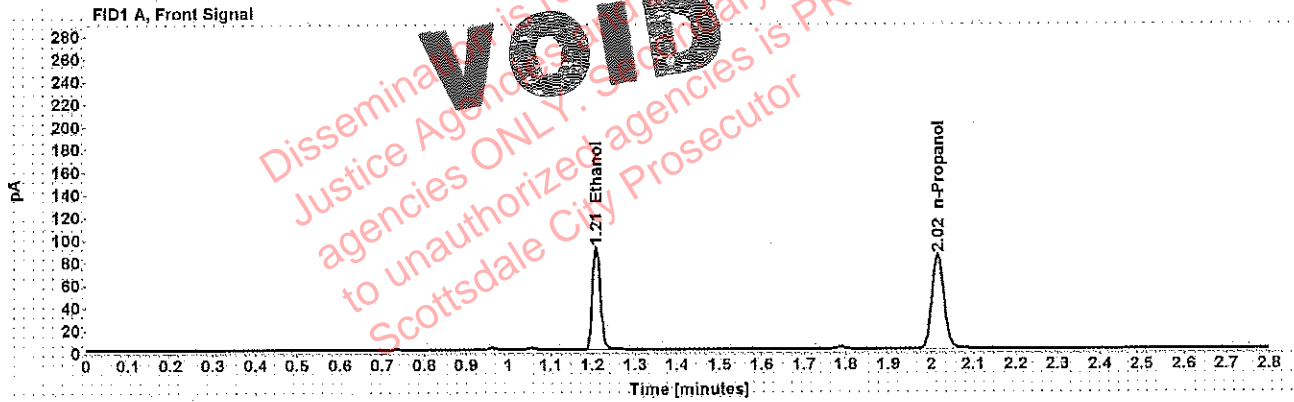


Table 1: FID 1 A (column DB-ALC1)

Compound	Amount (g/100mL)	Time (min)	Peak Area
>Ethanol	0.1831	1.209	116.041
n-Propanol	-----	2.016	166.927

Table 2: FID 2 B (column DB-ALC2)

Compound	Time (min)	Peak Area
Ethanol	1.374	144.106
n-Propanol	2.470	204.842

Adrian, William - (18-Apr-2019)

Case: User: wadrian 4/18/2019

Scottsdale Police Department Crime Lab Volatiles Analysis

Sample:		Item number:	1264044
Injection date:	4/17/2019 4:41:46 PM	Vial:	13
Method:	ethanol quant.M	Sequence:	17Apr19
Instrument:	US14173023 CN14160045	Analyst:	Adrian
Data file:	C:\Chem32\1\Data\17Apr19\13.D		

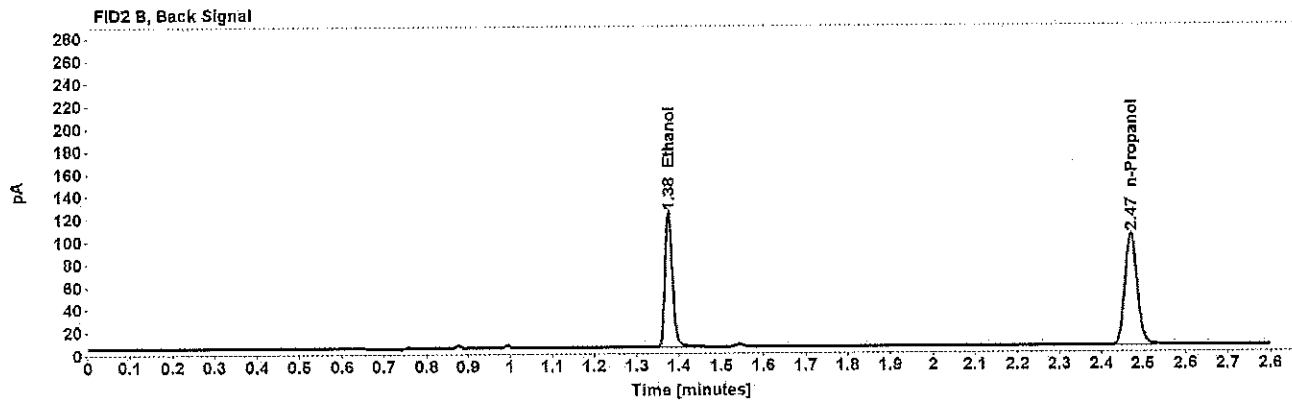
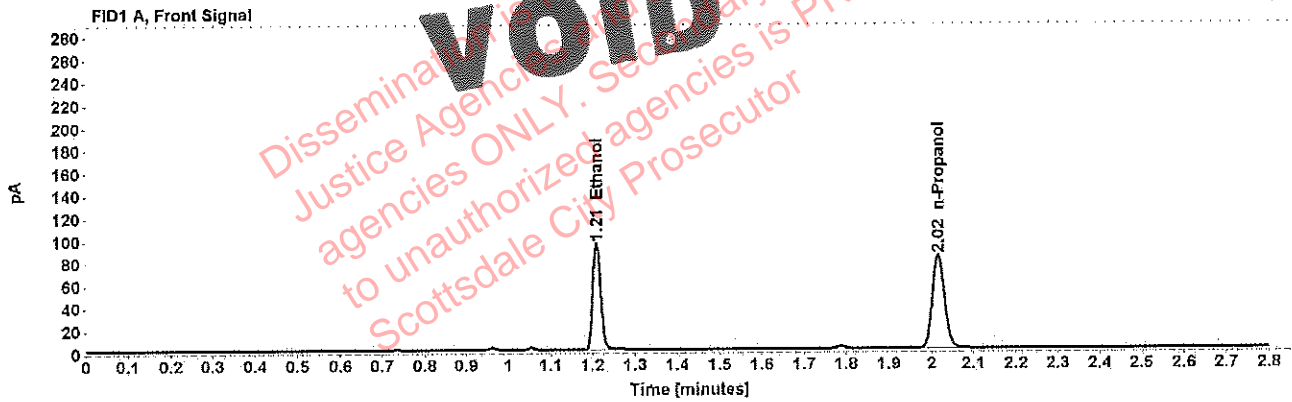


Table 1: FID 1 A (column DB-ALC1)

Compound	Amount (g/100mL)	Time (min)	Peak Area
>Ethanol	0.1921	1.209	120.768
n-Propanol	-----	2.016	165.580

Table 2: FID 2 B (column DB-ALC2)

Compound	Time (min)	Peak Area
Ethanol	1.375	150.562
n-Propanol	2.471	203.057

Scottsdale Police Department Crime Lab Volatiles Analysis

Sample:	[REDACTED]	Item number:	1260752
Injection date:	4/17/2019 4:45:46 PM	Vial:	14
Method:	ethanol quant.M	Sequence:	17Apr19
Instrument:	US14173023 CN14160045	Analyst:	Adrian
Data file:	C:\Chem32\1\Data\17Apr19\14.D		

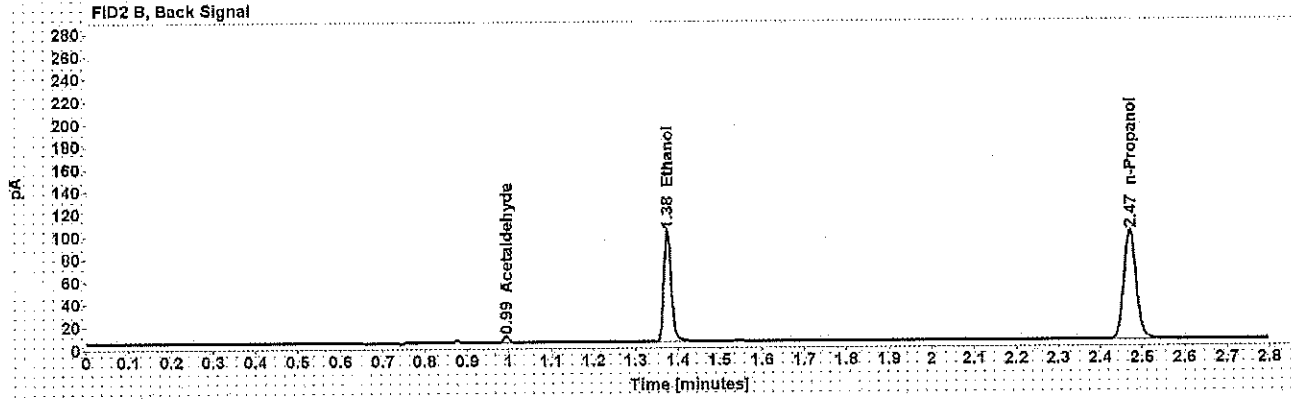
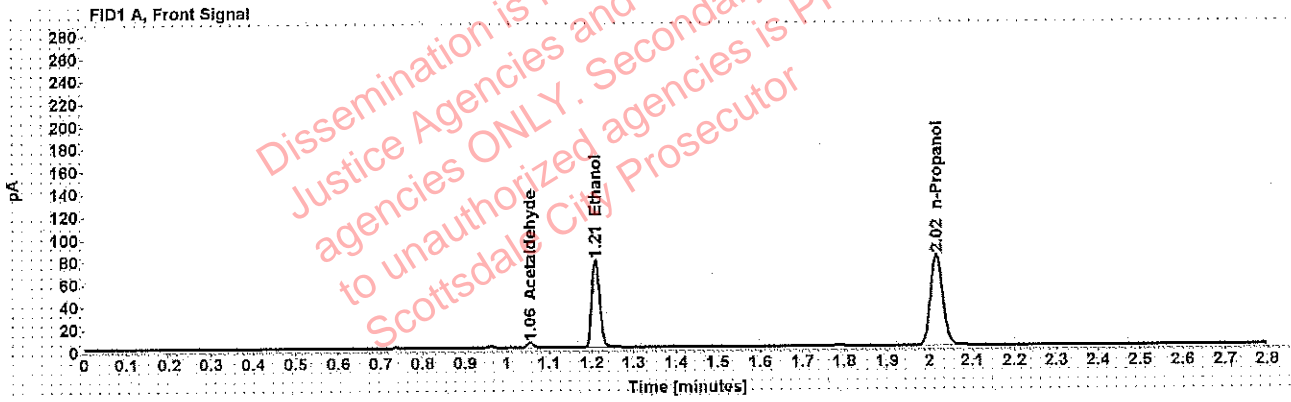


Table 1: FID 1 A (column DB-ALC1)

Compound	Amount (g/100mL)	Time (min)	Peak Area
Acetaldehyde	-----	1.055	4.323
>Ethanol	0.1617	1.209	99.244
n-Propanol	-----	2.016	161.858

Table 2: FID 2 B (column DB-ALC2)

Compound	Time (min)	Peak Area
Acetaldehyde	0.993	5.646
Ethanol	1.375	122.805
n-Propanol	2.471	197.718

██████████: Adrian, William - (18-Apr-2019)

Case: ██████████ User: wadrian 4/18/2019

Scottsdale Police Department Crime Lab Volatiles Analysis

Sample:	██████████	Item number:	1260752
Injection date:	4/17/2019 4:49:46 PM	Vial:	15
Method:	ethanol quant.M	Sequence:	17Apr19
Instrument:	US14173023 CN14160045	Analyst:	Adrian
Data file:	C:\Chem32\1\Data\17Apr19\15.D		

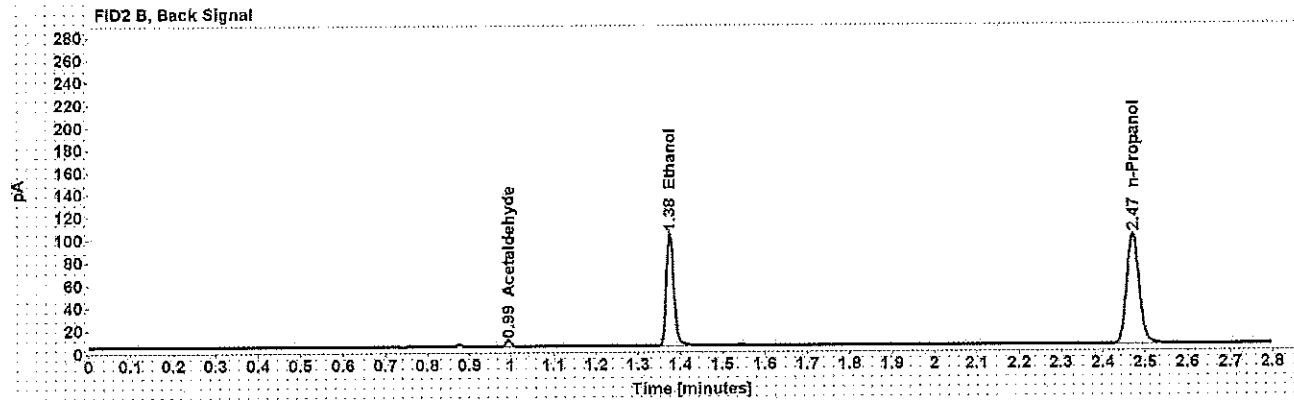
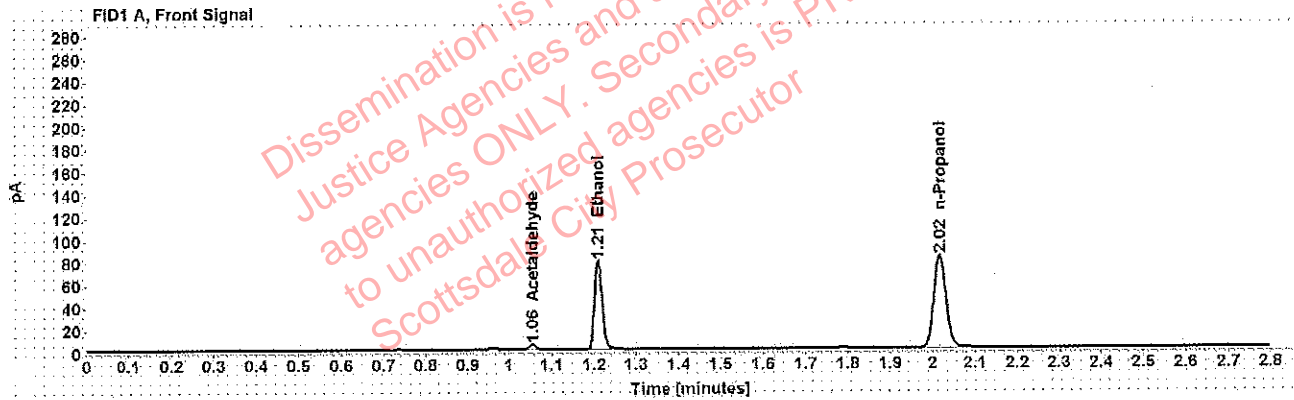


Table 1: FID 1 A (column DB-ALC1)

Compound	Amount (g/100mL)	Time (min)	Peak Area
Acetaldehyde	-----	1.055	4.289
>Ethanol	0.1624	1.210	100.512
n-Propanol	-----	2.016	163.203

Table 2: FID 2 B (column DB-ALC2)

Compound	Time (min)	Peak Area
Acetaldehyde	0.993	5.616
Ethanol	1.375	124.367
n-Propanol	2.471	199.131

Adrian, William - (18-Apr-2019)

Case: [REDACTED] User: wadrian 4/18/2019

Scottsdale Police Department Crime Lab Volatiles Analysis

Sample:	[REDACTED]	Item number:	1280771
Injection date:	4/17/2019 4:53:46 PM	Vial:	16
Method:	ethanol quant.M	Sequence:	17Apr19
Instrument:	US14173023 CN14160045	Analyst:	Adrian
Data file:	C:\Chem32\1\Data\17Apr19\16.D		

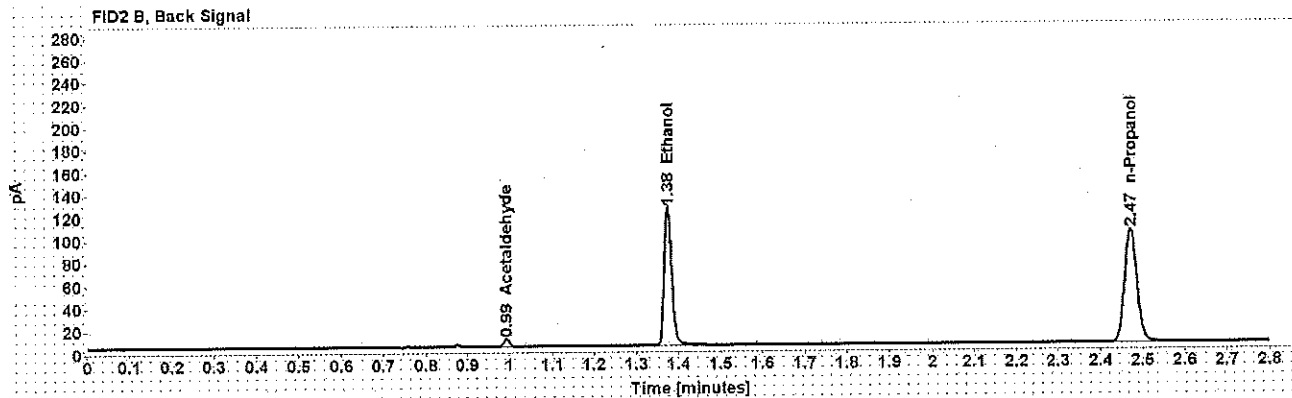
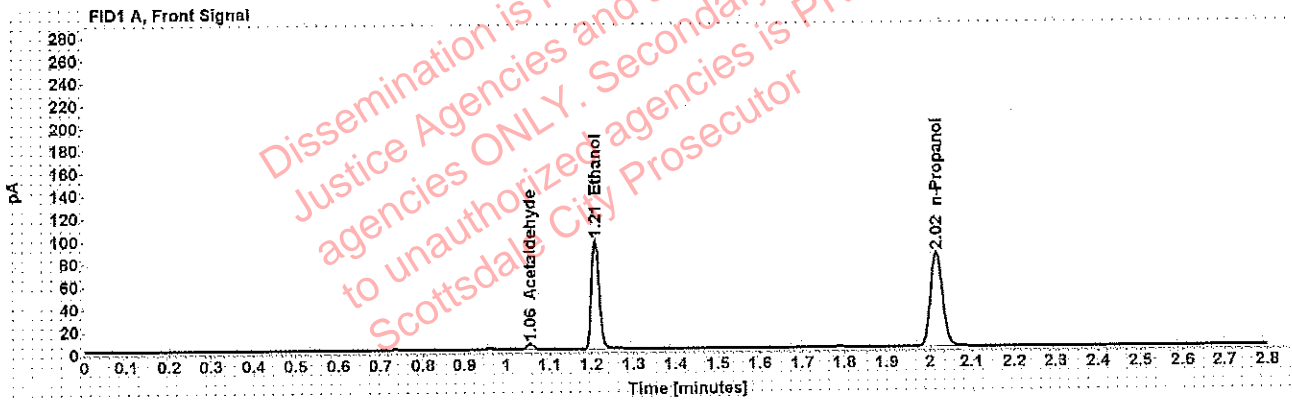


Table 1: FID 1 A (column DB-ALC1)

Compound	Amount (g/100mL)	Time (min)	Peak Area
Acetaldehyde	-----	1.055	5.164
>Ethanol	0.1940	1.209	123.019
n-Propanol	-----	2.016	166.982

Table 2: FID 2 B (column DB-ALC2)

Compound	Time (min)	Peak Area
Acetaldehyde	0.993	6.741
Ethanol	1.375	153.288
n-Propanol	2.471	204.082

██████████: Adrian, William - (18-Apr-2019)

Case: ██████████ User: wadrian 4/18/2019

Scottsdale Police Department Crime Lab Volatiles Analysis

Sample:	██████████	Item number:	1260771
Injection date:	4/17/2019 4:57:45 PM	Vial:	17
Method:	ethanol quant.M	Sequence:	17Apr19
Instrument:	US14173023 CN14160045	Analyst:	Adrian
Data file:	C:\Chem32\1\Data\17Apr19\17.D		

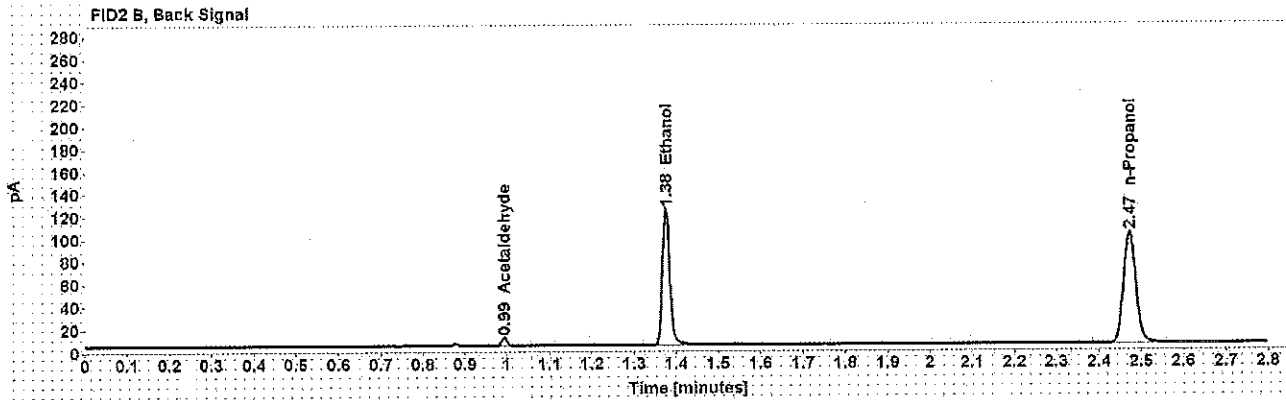
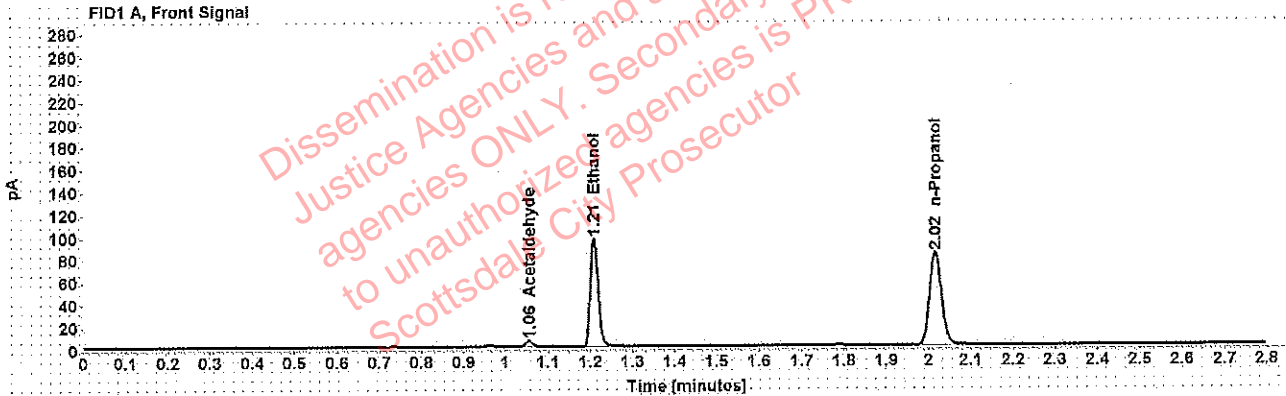


Table 1: FID 1 A (column DB-ALC1)

Compound	Amount (g/100mL)	Time (min)	Peak Area
Acetaldehyde	-----	1.055	5.266
>Ethanol	0.1956	1.210	122.643
n-Propanol	-----	2.016	165.138

Table 2: FID 2 B (column DB-ALC2)

Compound	Time (min)	Peak Area
Acetaldehyde	0.994	6.892
Ethanol	1.376	152.830
n-Propanol	2.472	201.676

Adrian, William - (18-Apr-2019)

Case: [REDACTED] User: wadrian 4/18/2019

Scottsdale Police Department Crime Lab Volatiles Analysis

Sample:	[REDACTED]	Item number:	1280703
Injection date:	4/17/2019 5:01:45 PM	Vial:	18
Method:	ethanol quant.M	Sequence:	17Apr19
Instrument:	US14173023 CN14160045	Analyst:	Adrian
Data file:	C:\Chem32\11\Data\17Apr19\18.D		

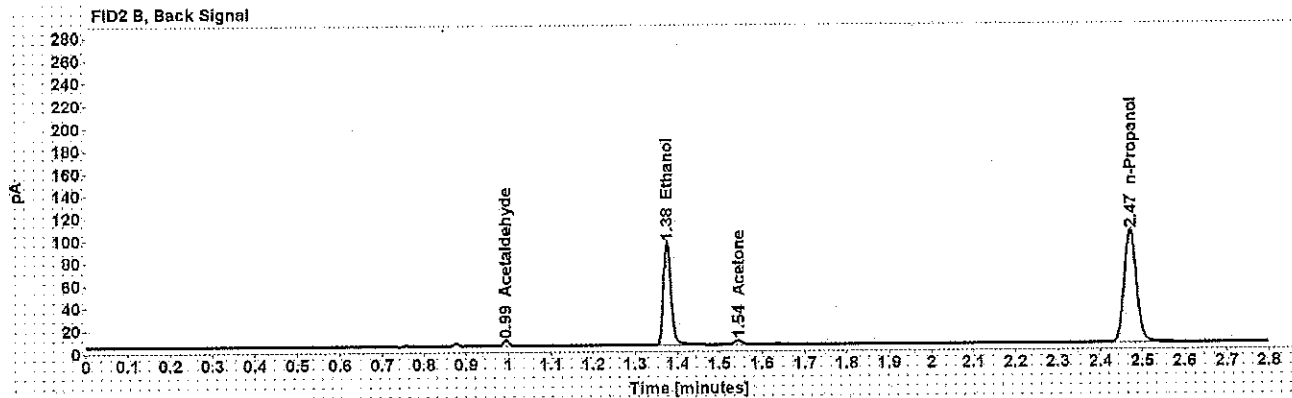
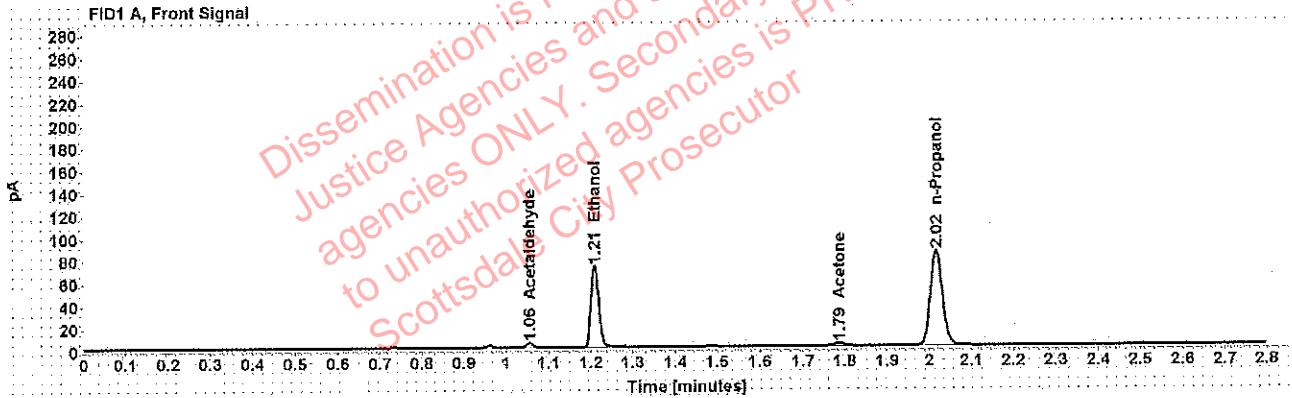


Table 1: FID 1 A (column DB-ALC1)

Compound	Amount (g/100mL)	Time (min)	Peak Area
Acetaldehyde	-----	1.055	3.882
>Ethanol	0.1451	1.209	92.420
Acetone	-----	1.787	4.032
n-Propanol	-----	2.016	168.221

Table 2: FID 2 B (column DB-ALC2)

Compound	Time (min)	Peak Area
Acetaldehyde	0.993	5.089
Ethanol	1.375	114.041
Acetone	1.544	4.724
n-Propanol	2.471	205.215

Scottsdale Police Department Crime Lab Volatiles Analysis

Sample:	[REDACTED]	Item number:	1260703
Injection date:	4/17/2019 5:06:00 PM	Vial:	19
Method:	ethanol quant.M	Sequence:	17Apr19
Instrument:	US14173023 CN14160045	Analyst:	Adrian
Data file:	C:\Chem32\11Data\17Apr19\19.D		

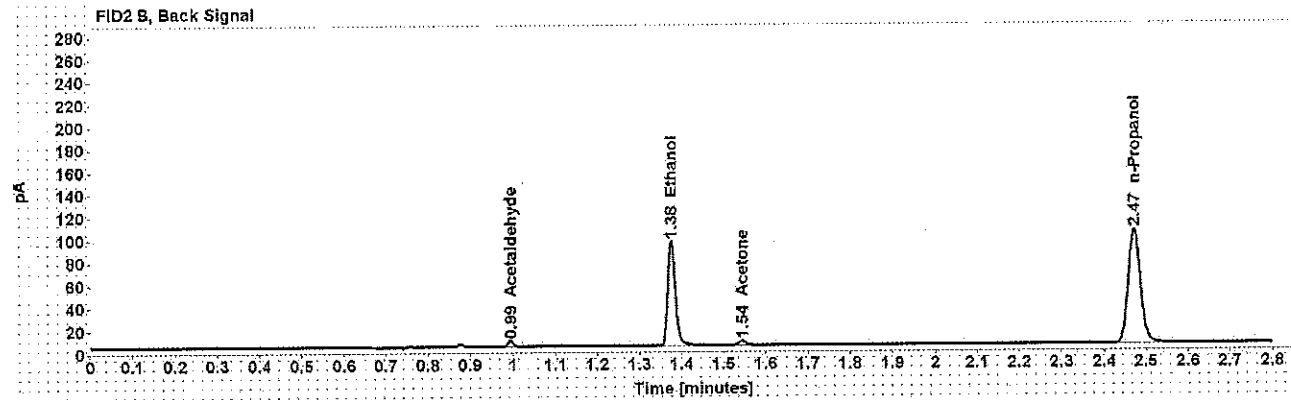
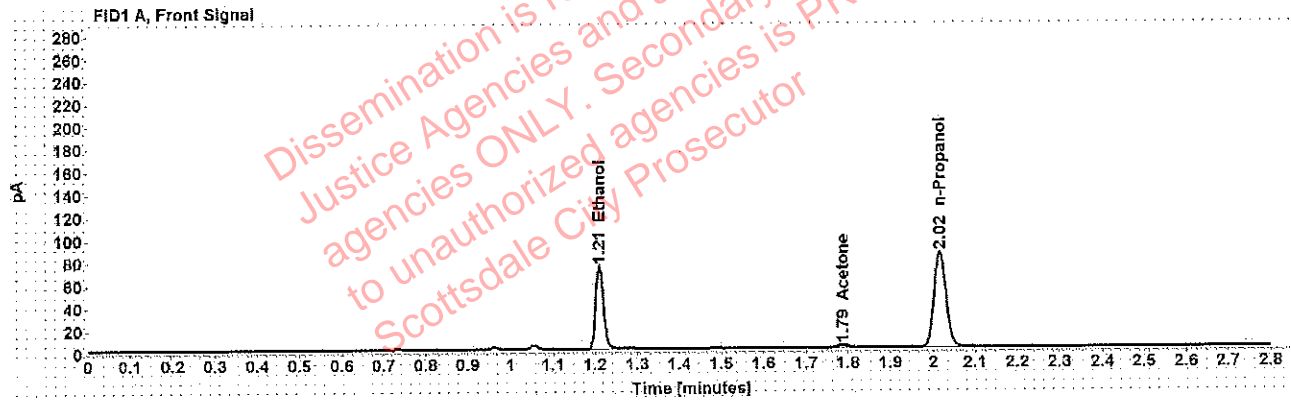


Table 1: FID 1 A (column DB-ALC1)

Compound	Amount (g/100mL)	Time (min)	Peak Area
>Ethanol	0.1471	1.210	94.024
Acetone	-----	1.787	4.060
n-Propanol	-----	2.016	168.715

Table 2: FID 2 B (column DB-ALC2)

Compound	Time (min)	Peak Area
Acetaldehyde	0.994	4.774
Ethanol	1.376	116.239
Acetone	1.545	4.732
n-Propanol	2.472	205.481

Adrian, William - (18-Apr-2019)

Case: [REDACTED] User: wadrian 4/18/2019

Scottsdale Police Department Crime Lab Volatiles Analysis

Sample:	[REDACTED]	Item number:	1259744
Injection date:	4/17/2019 5:14:01 PM	Vial:	21
Method:	ethanol quant.M	Sequence:	17Apr19
Instrument:	US14173023 CN14160045	Analyst:	Adrian
Data file:	C:\Chem32\11\Data\17Apr19\21.D		

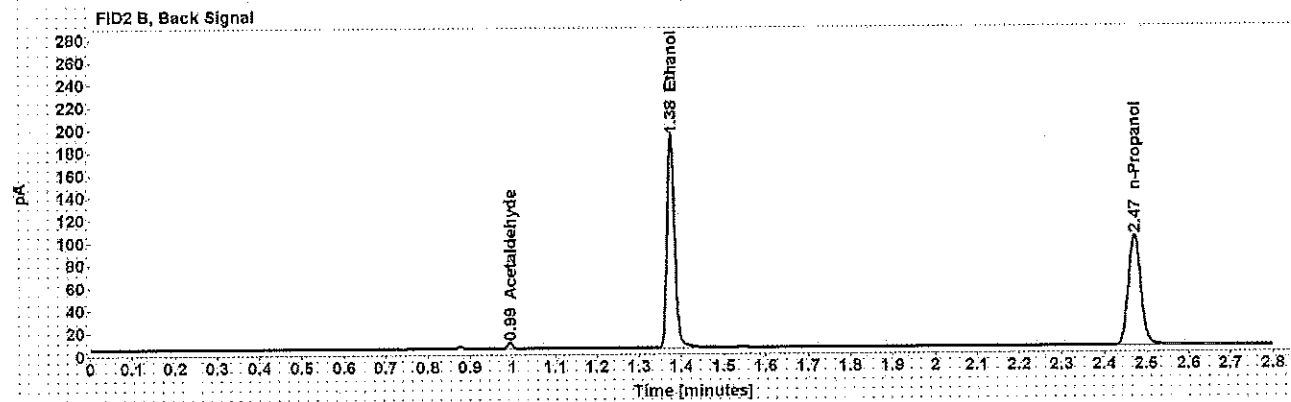
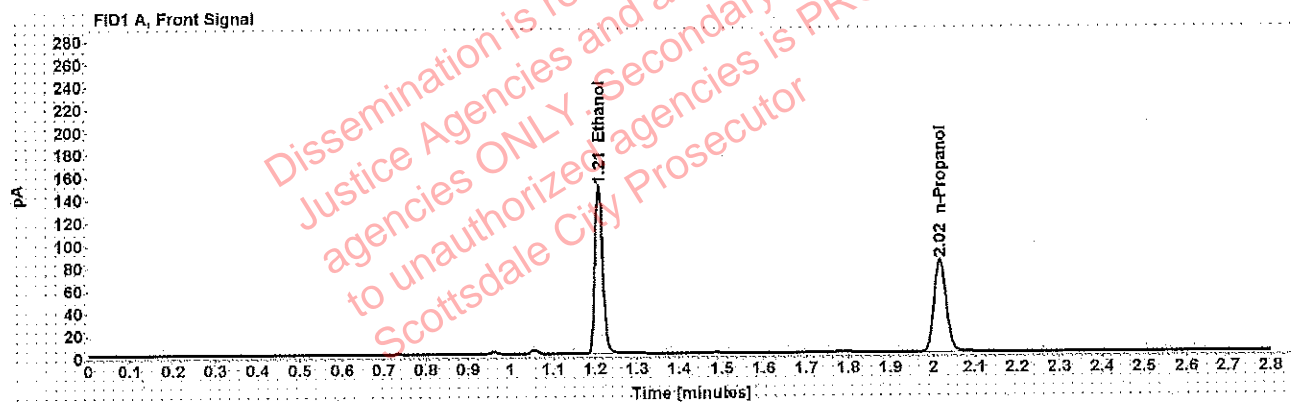


Table 1: FID 1 A (column DB-ALC1)

Compound	Amount (g/100mL)	Time (min)	Peak Area
>Ethanol	0.3040	1.209	189.151
n-Propanol	-----	2.016	163.361

Table 2: FID 2 B (column DB-ALC2)

Compound	Time (min)	Peak Area
Acetaldehyde	0.994	4.791
Ethanol	1.375	235.283
n-Propanol	2.472	199.568

Scottsdale Police Department Crime Lab Volatiles Analysis

Sample:	[REDACTED]	Item number:	1259744
Injection date:	4/17/2019 5:18:00 PM	Vial:	22
Method:	ethanol quant.M	Sequence:	17Apr19
Instrument:	US14173023 CN14160045	Analyst:	Adrian
Data file:	C:\Chem32\1\Data\17Apr19\22.D		

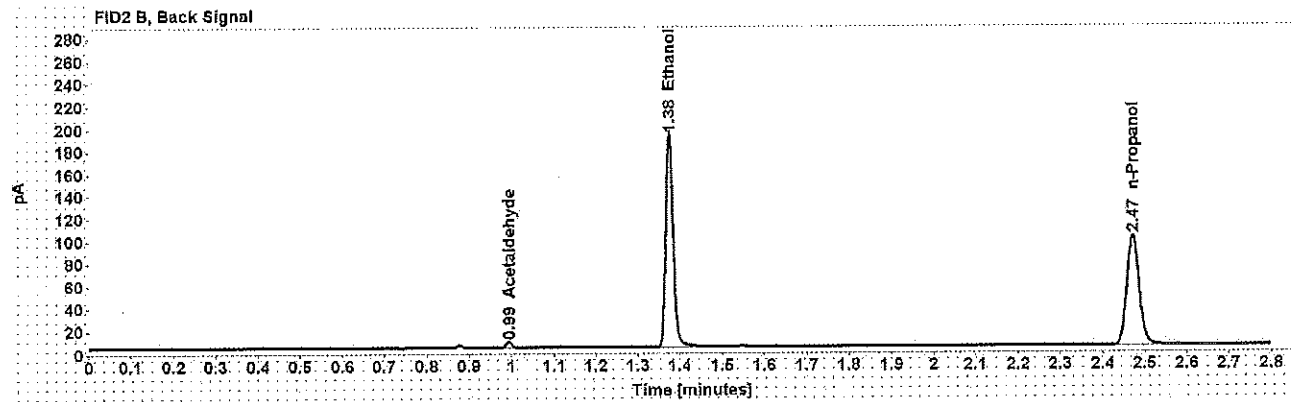
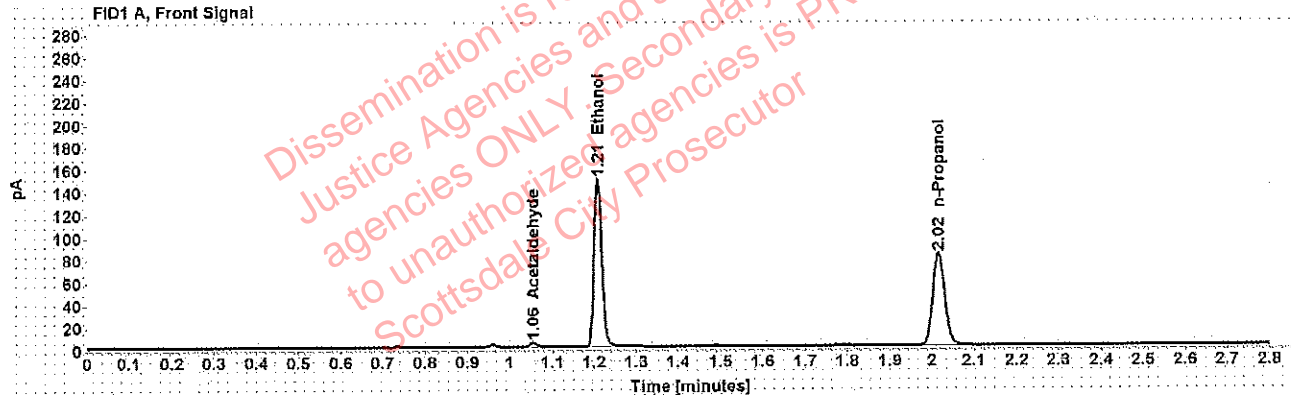


Table 1: FID 1 A (column DB-ALC1)

Compound	Amount (g/100mL)	Time (min)	Peak Area
Acetaldehyde	-----	1.055	3.796
>Ethanol	0.3042	1.209	189.933
n-Propanol	-----	2.016	163.938

Table 2: FID 2 B (column DB-ALC2)

Compound	Time (min)	Peak Area
Acetaldehyde	0.994	4.972
Ethanol	1.375	236.759
n-Propanol	2.471	200.361

Adrian, William - (18-Apr-2019)

Case [redacted] User: wadrian 4/18/2019

Scottsdale Police Department Crime Lab Volatiles Analysis

Sample:	[redacted]	Item number:	1261550
Injection date:	4/17/2019 5:22:00 PM	Vial:	23
Method:	ethanol quant.M	Sequence:	17Apr19
Instrument:	US14173023 CN14160045	Analyst:	Adrian
Data file:	C:\Chem32\1\Data\17Apr19\23.D		

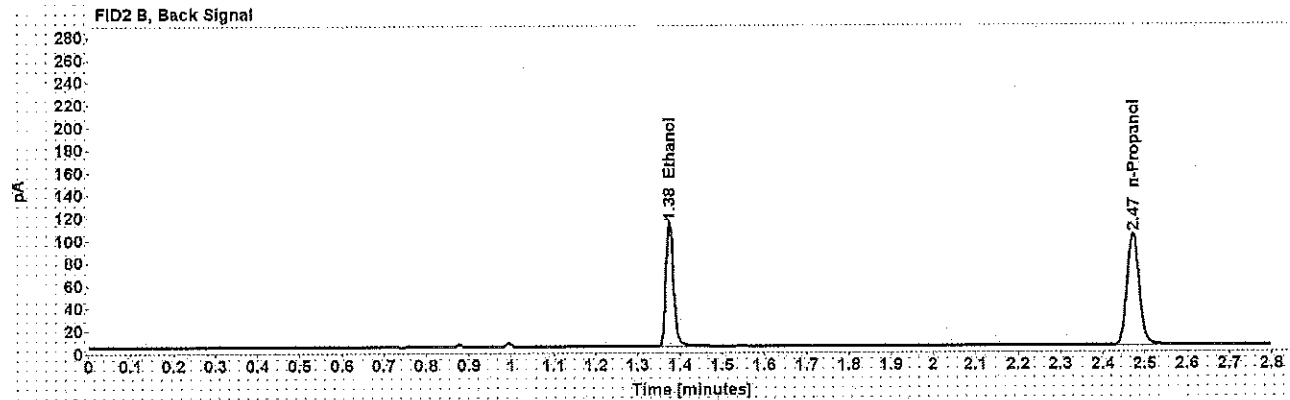
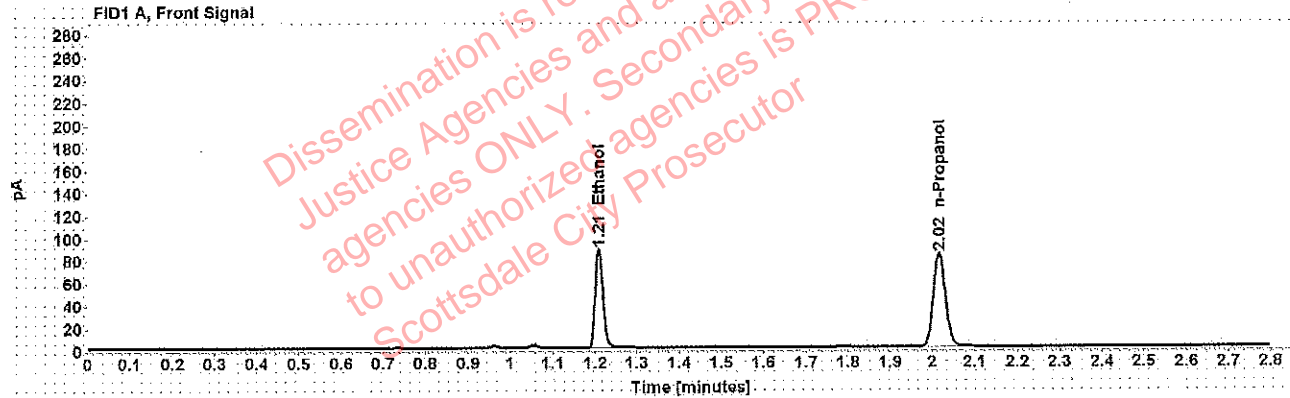


Table 1: FID 1 A (column DB-ALC1)

Compound	Amount (g/100mL)	Time (min)	Peak Area
>Ethanol	0.1774	1.209	111.770
n-Propanol	-----	2.016	166.044

Table 2: FID 2 B (column DB-ALC2)

Compound	Time (min)	Peak Area
Ethanol	1.375	138.436
n-Propanol	2.471	203.107

Adrian, William - (18-Apr-2019)

Case: User: wadrian 4/18/2019

Scottsdale Police Department Crime Lab Volatiles Analysis

Sample:		Item number:	1261550
Injection date:	4/17/2019 5:26:01 PM	Vial:	24
Method:	ethanol quant.M	Sequence:	17Apr19
Instrument:	US14173023 CN14160045	Analyst:	Adrian
Data file:	C:\Chem32\1\1\Data\17Apr19\24.D		

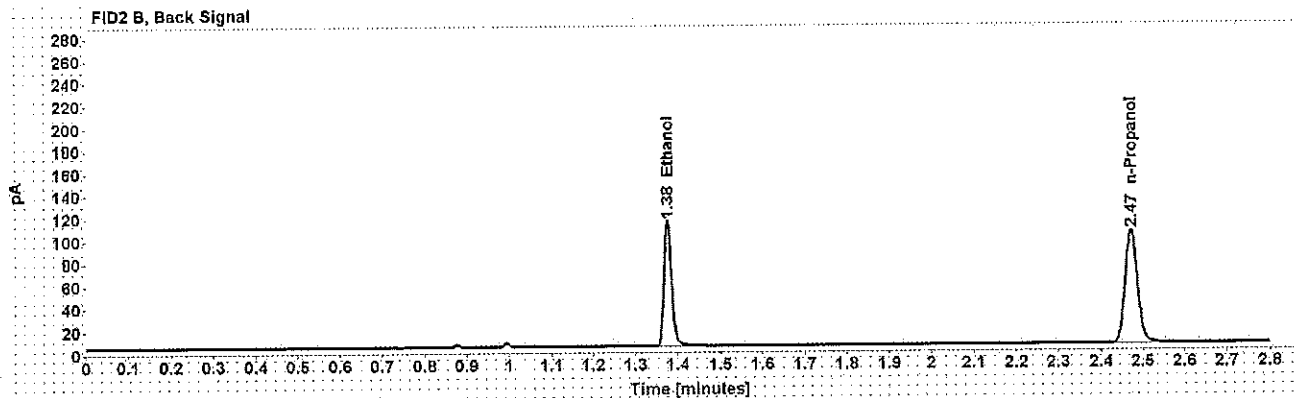
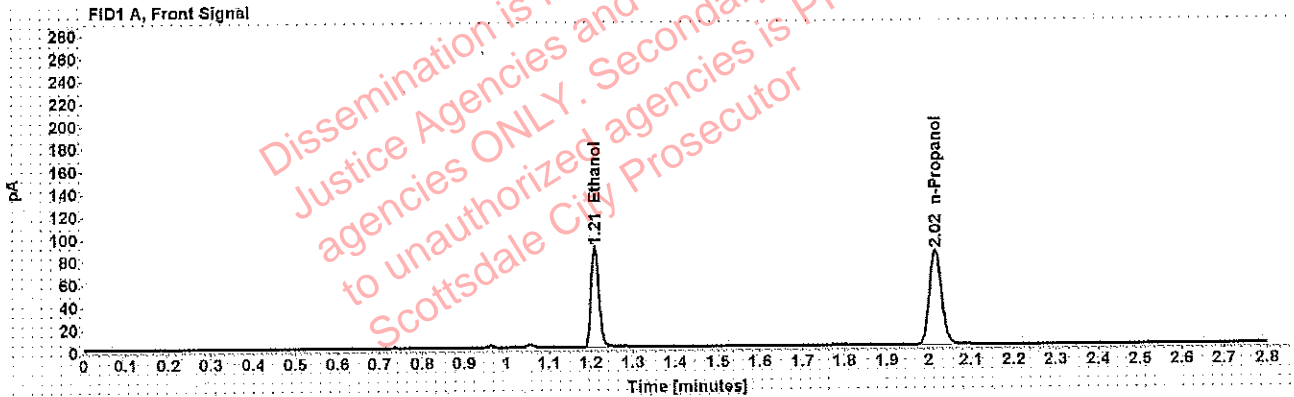


Table 1: FID 1 A (column DB-ALC1)

Compound	Amount (g/100mL)	Time (min)	Peak Area
>Ethanol	0.1770	1.210	112.635
n-Propanol	-----	2.016	167.736

Table 2: FID 2 B (column DB-ALC2)

Compound	Time (min)	Peak Area
Ethanol	1.376	140.234
n-Propanol	2.472	205.043

Adrian, William - (18-Apr-2019)

Case: [REDACTED] User: wadrian 4/18/2019

Scottsdale Police Department Crime Lab Volatiles Analysis

Sample:	[REDACTED]	Item number:	1238318
Injection date:	4/17/2019 5:30:16 PM	Vial:	25
Method:	ethanol quant.M	Sequence:	17Apr19
Instrument:	US14173023 CN14160045	Analyst:	Adrian
Data file:	C:\Chem32\1\Data\17Apr19\25.D		

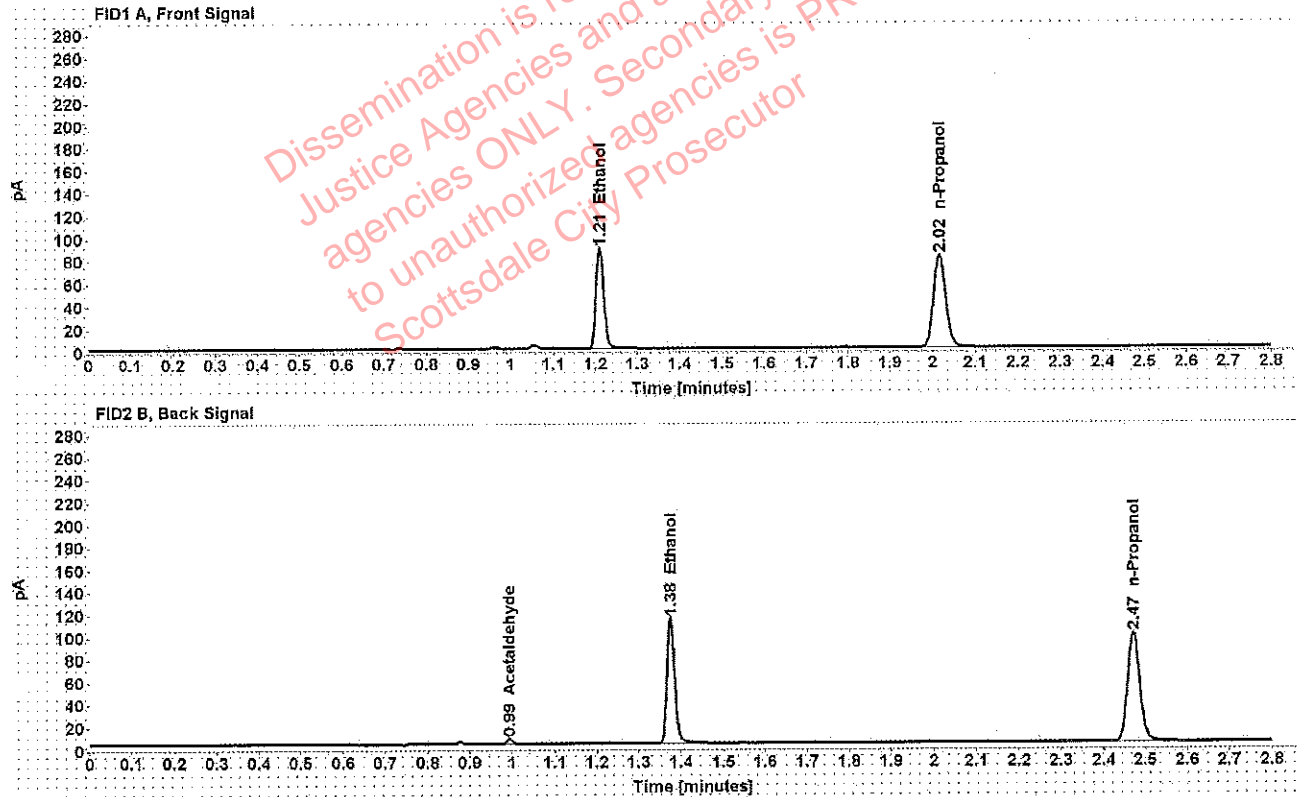


Table 1: FID 1 A (column DB-ALC1)

Compound	Amount (g/100mL)	Time (min)	Peak Area
>Ethanol	0.1839	1.209	113.144
n-Propanol	-----	2.016	162.051

Table 2: FID 2 B (column DB-ALC2)

Compound	Time (min)	Peak Area
Acetaldehyde	0.994	4.515
Ethanol	1.375	140.621
n-Propanol	2.471	198.252

Case [REDACTED]: Adrian, William - (18-Apr-2019)

User: wadrian 4/18/2019

Scottsdale Police Department Crime Lab Volatiles Analysis

Sample:	[REDACTED]	Item number:	1238318
Injection date:	4/17/2019 5:34:15 PM	Vial:	26
Method:	ethanol quant.M	Sequence:	17Apr19
Instrument:	US14173023 CN14160045	Analyst:	Adrian
Data file:	C:\Chem32\1\Data\17Apr19\26.D		

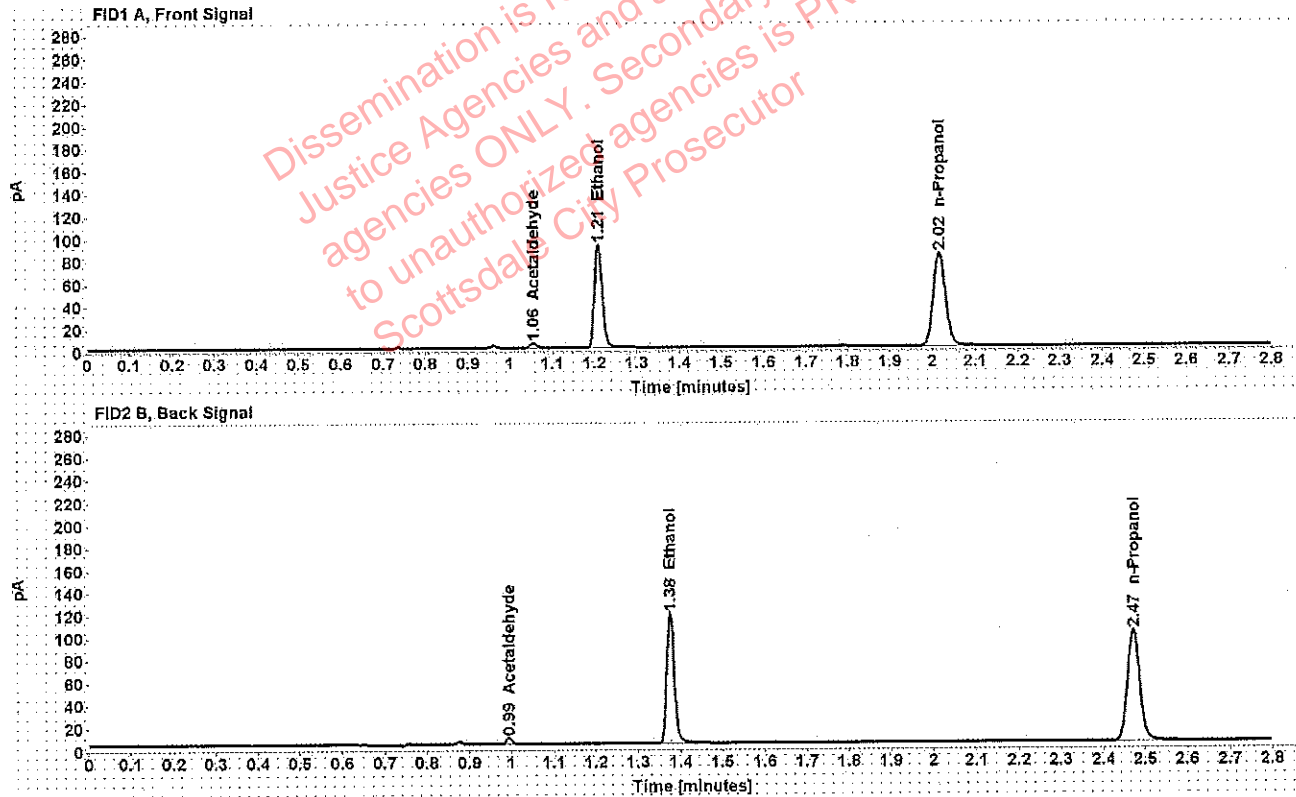


Table 1: FID 1 A (column DB-ALC1)

Compound	Amount (g/100mL)	Time (min)	Peak Area
Acetaldehyde	-----	1.055	4.222
>Ethanol	0.1859	1.209	116.797
n-Propanol	-----	2.016	165.510

Table 2: FID 2 B (column DB-ALC2)

Compound	Time (min)	Peak Area
Acetaldehyde	0.993	5.540
Ethanol	1.375	144.754
n-Propanol	2.471	202.056

Scottsdale Police Department Crime Lab Volatiles Analysis

Sample:	[REDACTED]	Item number:	1264587
Injection date:	4/17/2019 5:42:15 PM	Vial:	28
Method:	ethanol quant.M	Sequence:	17Apr19
Instrument:	US14173023 CN14160045	Analyst:	Adrian
Data file:	C:\Chem32\1\Data\17Apr19\28.D		

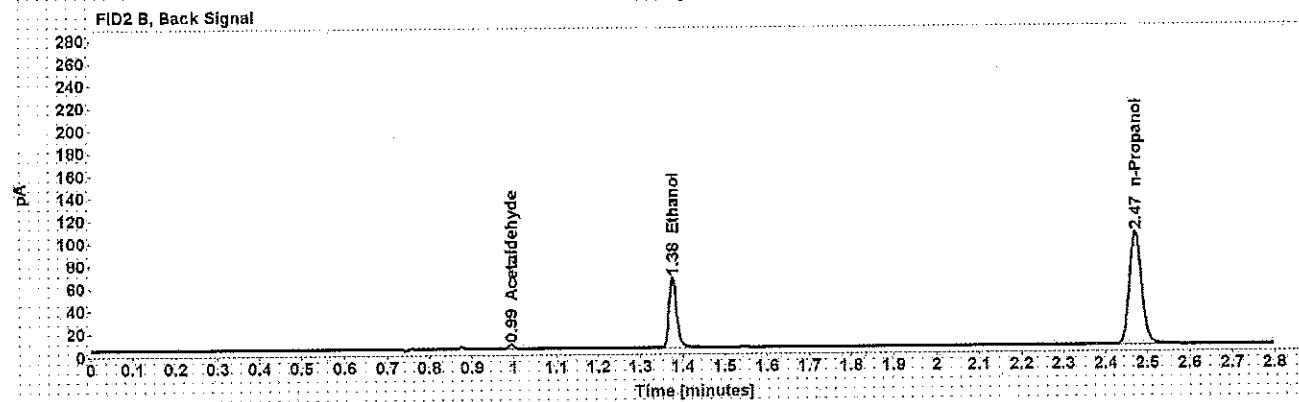
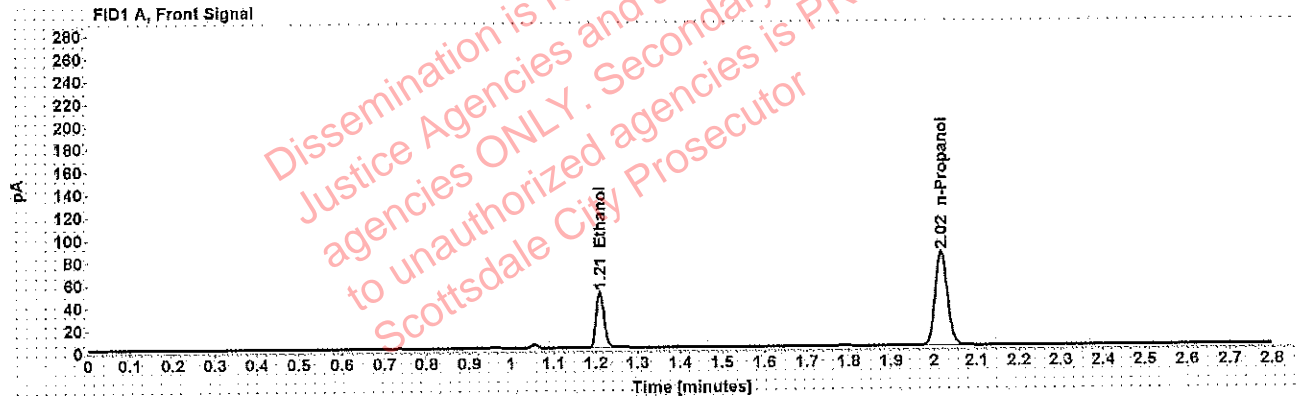


Table 1: FID 1 A (column DB-ALC1)

Compound	Amount (g/100mL)	Time (min)	Peak Area
>Ethanol	0.1002	1.210	63.183
n-Propanol	-----	2.016	167.243

Table 2: FID 2 B (column DB-ALC2)

Compound	Time (min)	Peak Area
Acetaldehyde	0.993	3.897
Ethanol	1.376	78.069
n-Propanol	2.471	204.371

Adrian, William - (18-Apr-2019)

Case [redacted] User: wadrian 4/18/2019

Scottsdale Police Department Crime Lab Volatiles Analysis

Sample:	[redacted]	Item number:	1264587
Injection date:	4/17/2019 5:38:15 PM	Vial:	27
Method:	ethanol quant.M	Sequence:	17Apr19
Instrument:	US14173023 CN14160045	Analyst:	Adrian
Data file:	C:\Chem32\1\Data\17Apr19\27.D		

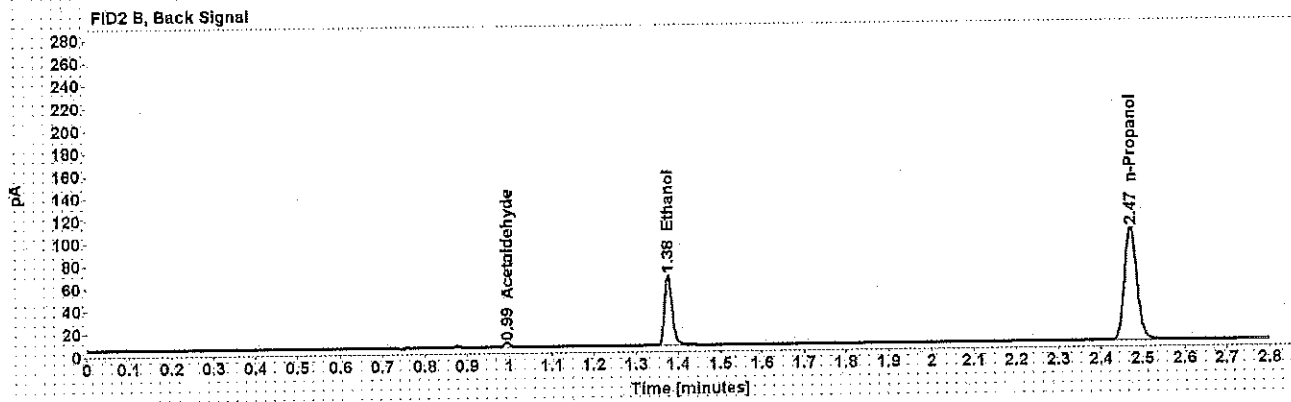
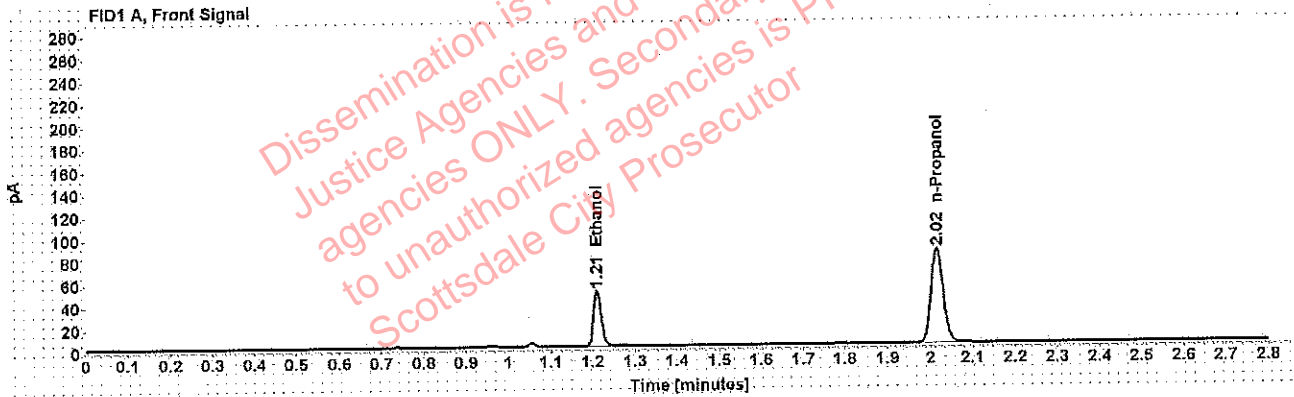


Table 1: FID 1 A (column DB-ALC1)

Compound	Amount (g/100mL)	Time (min)	Peak Area
>Ethanol	0.1003	1.210	63.551
n-Propanol	-----	2.016	168.045

Table 2: FID 2 B (column DB-ALC2)

Compound	Time (min)	Peak Area
Acetaldehyde	0.994	3.956
Ethanol	1.376	78.534
n-Propanol	2.472	205.400

Adrian, William - (18-Apr-2019)

Case: User: wadrian 4/18/2019

Scottsdale Police Department Crime Lab Volatiles Analysis

Sample:		Item number:	1264886
Injection date:	4/17/2019 5:46:15 PM	Vial:	29
Method:	ethanol quant.M	Sequence:	17Apr19
Instrument:	US14173023 CN14160045	Analyst:	Adrian
Data file:	C:\Chem32\1\Data\17Apr19\29.D		

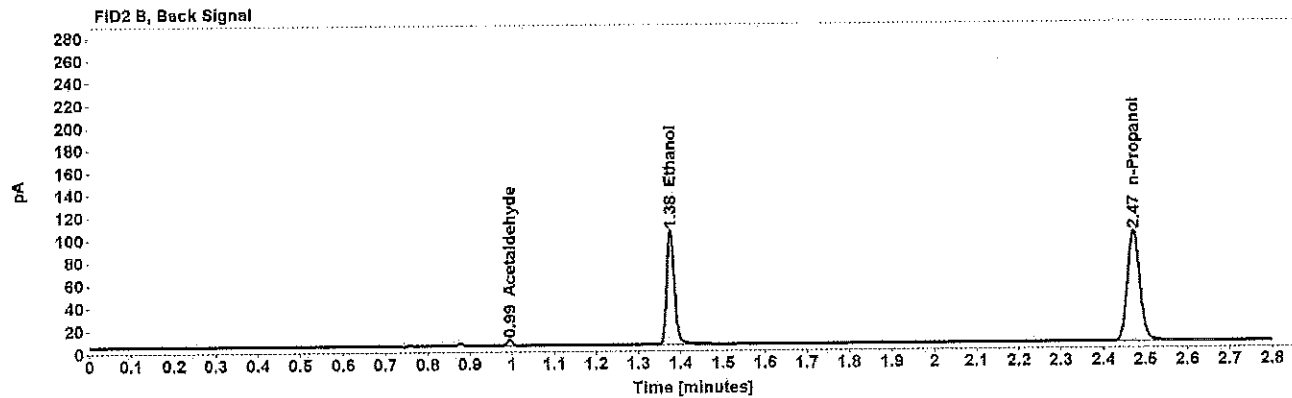
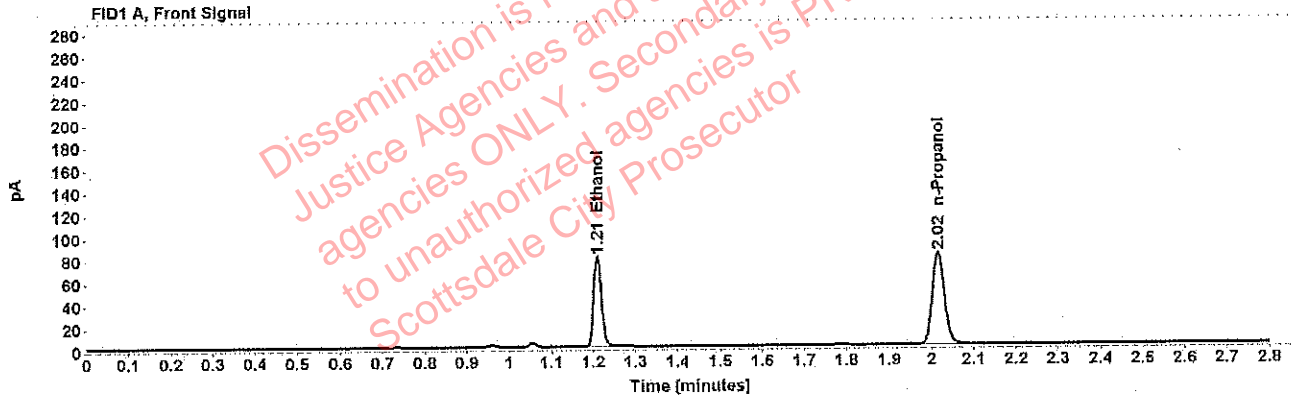


Table 1: FID 1 A (column DB-ALC1)

Compound	Amount (g/100mL)	Time (min)	Peak Area
>Ethanol	0.1651	1.210	102.147
n-Propanol	-----	2.016	163.170

Table 2: FID 2 B (column DB-ALC2)

Compound	Time (min)	Peak Area
Acetaldehyde	0.994	4.711
Ethanol	1.376	127.140
n-Propanol	2.471	199.427

Adrian, William - (18-Apr-2019)

Case: [REDACTED] User: wadrian 4/18/2019

Scottsdale Police Department Crime Lab Volatiles Analysis

Sample:	[REDACTED]	Item number:	1264886
Injection date:	4/17/2019 5:50:15 PM	Vial:	30
Method:	ethanol quant.M	Sequence:	17Apr19
Instrument:	US14173023 CN14160045	Analyst:	Adrian
Data file:	C:\Chem32\11\Data\17Apr19\30.D		

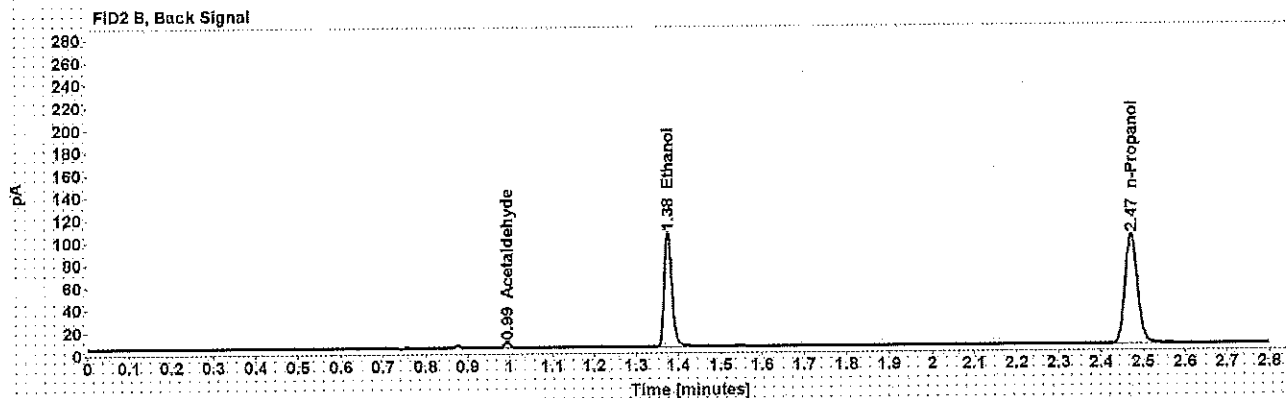
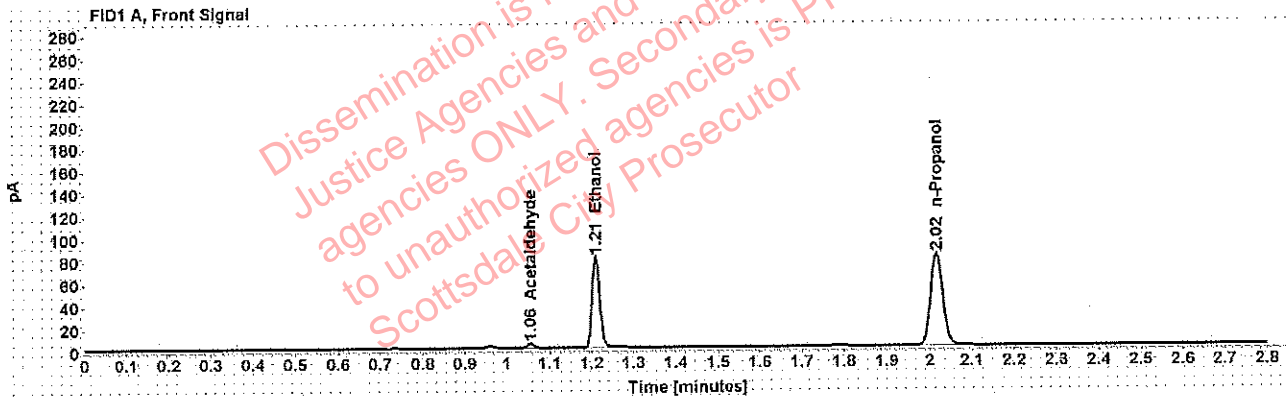


Table 1: FID 1 A (column DB-ALC1)

Compound	Amount (g/100mL)	Time (min)	Peak Area
Acetaldehyde	-----	1.055	3.871
>Ethanol	0.1655	1.210	102.427
n-Propanol	-----	2.016	163.151

Table 2: FID 2 B (column DB-ALC2)

Compound	Time (min)	Peak Area
Acetaldehyde	0.994	5.085
Ethanol	1.376	127.607
n-Propanol	2.472	199.355

Adrian, William - (18-Apr-2019)

Case: User: wadrian 4/18/2019

Scottsdale Police Department Crime Lab Volatiles Analysis

Sample:		Item number:	176-01A
Injection date:	4/17/2019 5:58:31 PM	Vial:	32
Method:	ethanol quant.M	Sequence:	17Apr19
Instrument:	US14173023 CN14160045	Analyst:	Adrian
Data file:	C:\Chem32\1\Data\17Apr19\32.D		

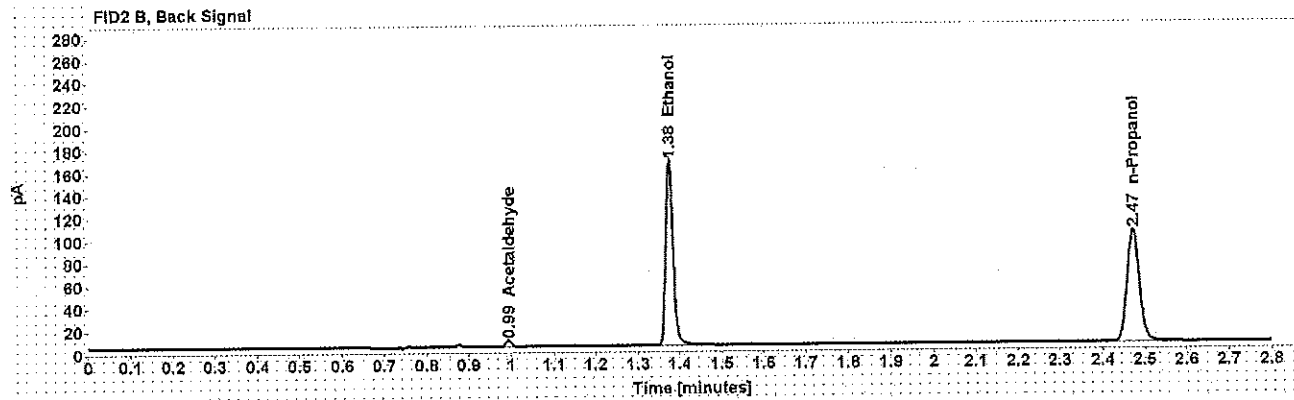
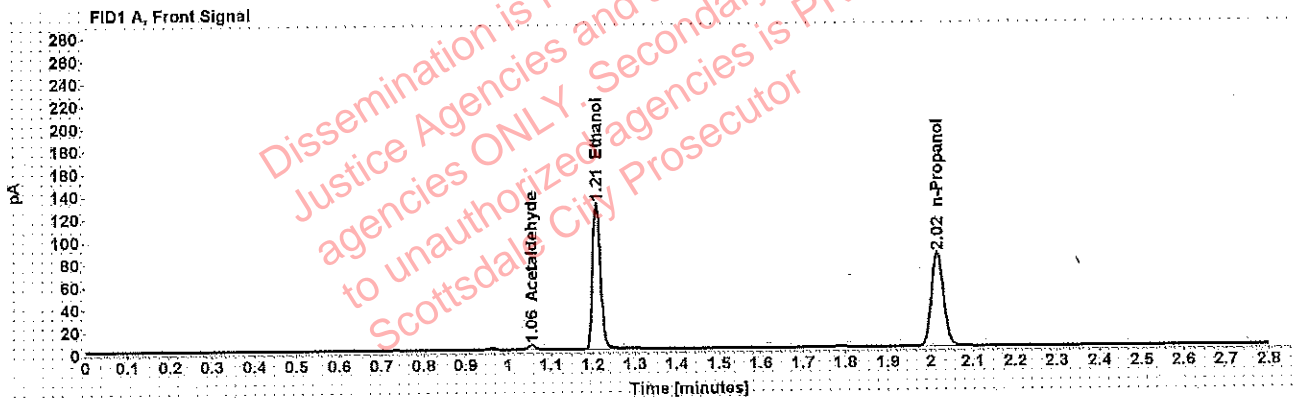


Table 1: FID 1 A (column DB-ALC1)

Compound	Amount (g/100mL)	Time (min)	Peak Area
Acetaldehyde	-----	1.055	4.119
>Ethanol	0.2605	1.209	165.503
n-Propanol	-----	2.016	166.990

Table 2: FID 2 B (column DB-ALC2)

Compound	Time (min)	Peak Area
Acetaldehyde	0.994	5.418
Ethanol	1.375	205.954
n-Propanol	2.472	203.686

Adrian, William - (18-Apr-2019)

Case: [REDACTED] User: wadrian 4/18/2019

Scottsdale Police Department Crime Lab Volatiles Analysis

Sample:	[REDACTED]	Item number:	176-01A
Injection date:	4/17/2019 6:02:31 PM	Vial:	33
Method:	ethanol quant.M	Sequence:	17Apr19
Instrument:	US14173023 CN14160045	Analyst:	Adrian
Data file:	C:\Chem3211\Data\17Apr19\33.D		

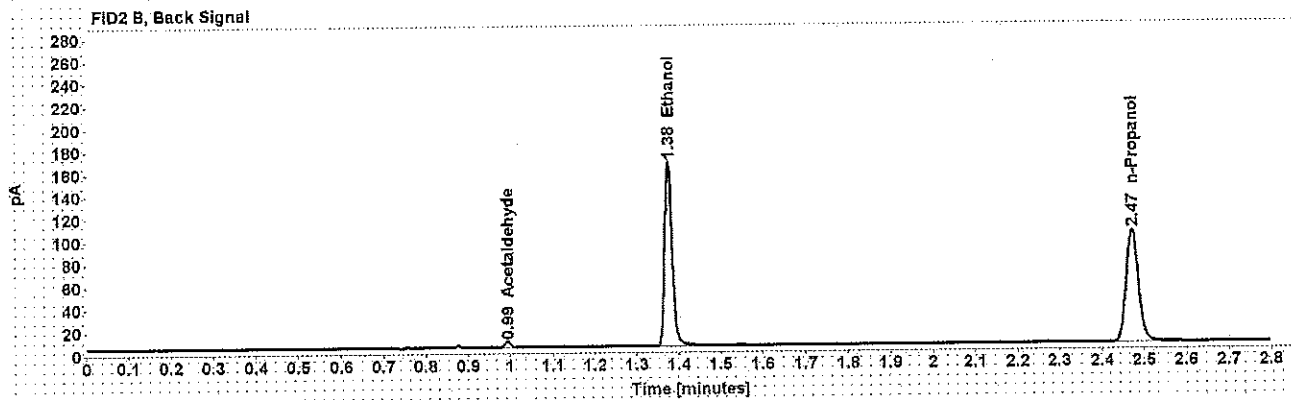
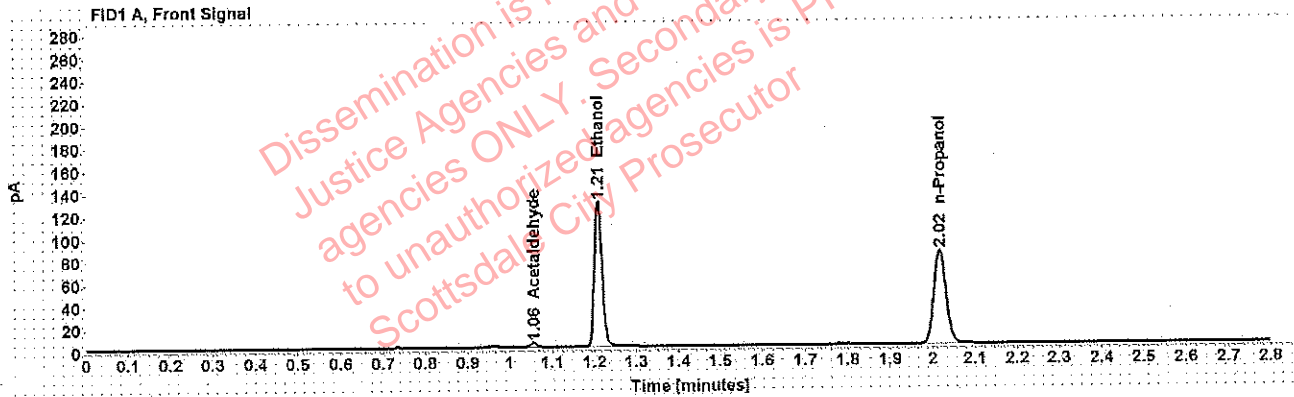


Table 1: FID 1 A (column DB-ALC1)

Compound	Amount (g/100mL)	Time (min)	Peak Area
Acetaldehyde	-----	1.055	3.836
>Ethanol	0.2593	1.209	164.515
n-Propanol	-----	2.016	166.717

Table 2: FID 2 B (column DB-ALC2)

Compound	Time (min)	Peak Area
Acetaldehyde	0.994	5.054
Ethanol	1.376	205.426
n-Propanol	2.472	203.746

██████████: Adrian, William - (18-Apr-2019)

Case: ██████████ User: wadrian 4/18/2019

Scottsdale Police Department Crime Lab Volatiles Analysis

Sample:	██████████	Item number:	176-01A
Injection date:	4/17/2019 6:06:31 PM	Vial:	34
Method:	ethanol quant.M	Sequence:	17Apr19
Instrument:	US14173023 CN14160045	Analyst:	Adrian
Data file:	C:\Chem32\1\Data\17Apr19\34.D		

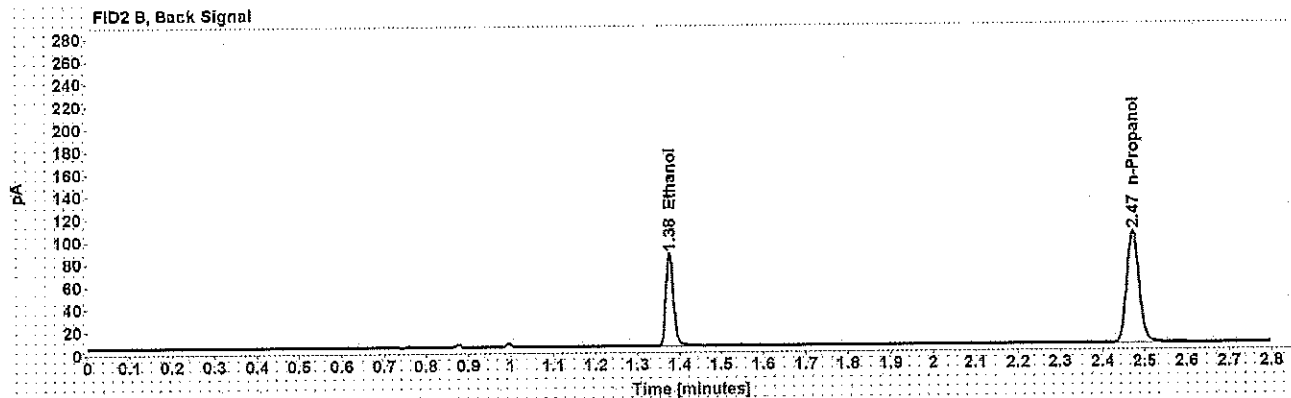
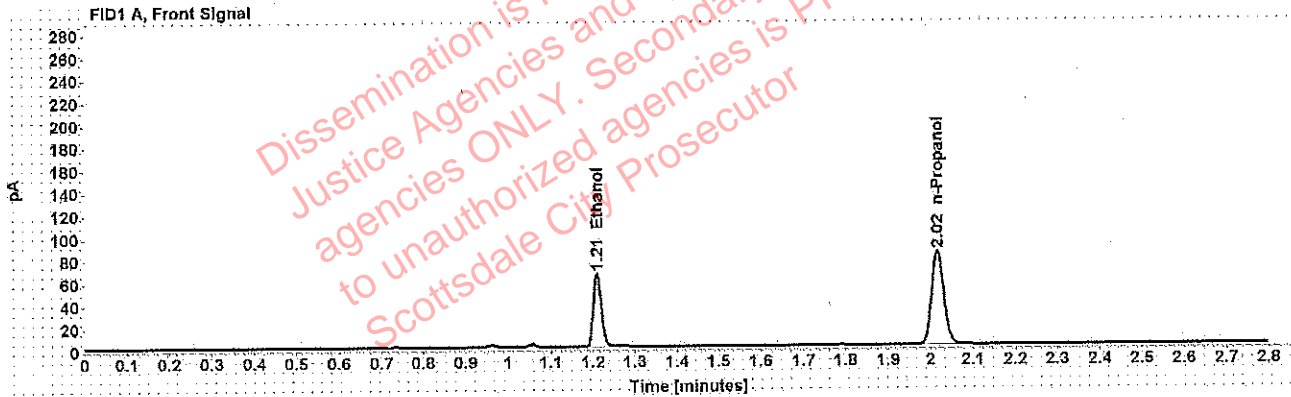


Table 1: FID 1 A (column DB-ALC1)

Compound	Amount (g/100mL)	Time (min)	Peak Area
>Ethanol	0.1328	1.210	83.829
n-Propanol	-----	2.016	166.833

Table 2: FID 2 B (column DB-ALC2)

Compound	Time (min)	Peak Area
Ethanol	1.376	103.501
n-Propanol	2.472	203.257

Adrian, William - (18-Apr-2019)

Case: [REDACTED] User: wadrian 4/18/2019

Scottsdale Police Department Crime Lab Volatiles Analysis

Sample:	[REDACTED]	Item number:	176-01A
Injection date:	4/17/2019 6:10:30 PM	Vial:	35
Method:	ethanol quant.M	Sequence:	17Apr19
Instrument:	US14173023 CN14160045	Analyst:	Adrian
Data file:	C:\Chem32\1\Data\17Apr19\35.D		

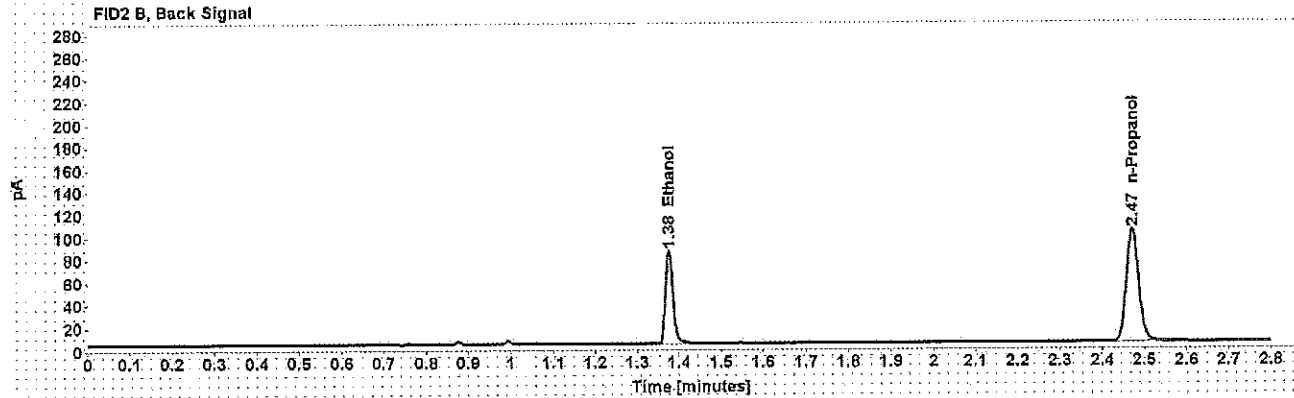
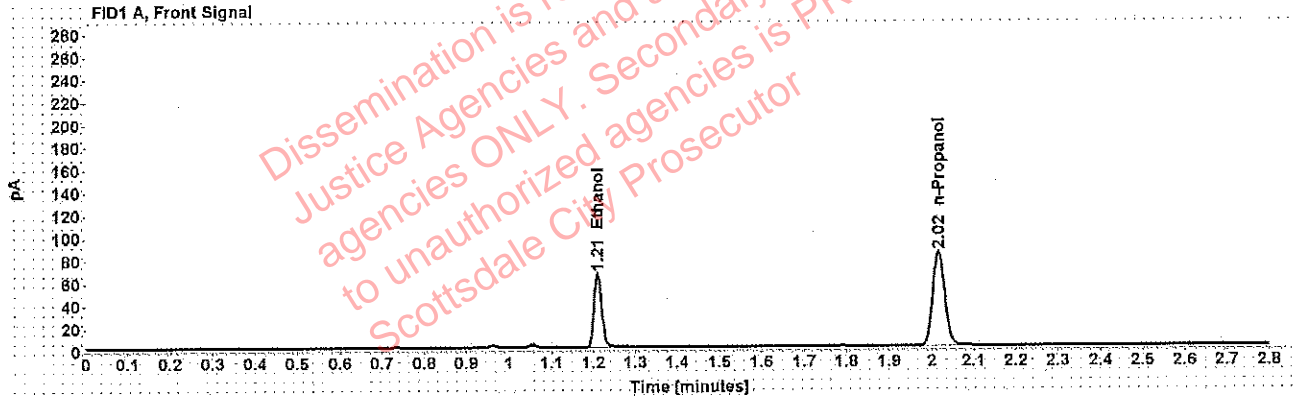


Table 1: FID 1 A (column DB-ALC1)

Compound	Amount (g/100mL)	Time (min)	Peak Area
>Ethanol	0.1322	1.210	83.416
n-Propanol	-----	2.016	166.768

Table 2: FID 2 B (column DB-ALC2)

Compound	Time (min)	Peak Area
Ethanol	1.376	103.218
n-Propanol	2.471	203.179

Adrian, William - (18-Apr-2019)

Case: [REDACTED] User: wadrian 4/18/2019

Scottsdale Police Department Crime Lab Volatiles Analysis

Sample:	[REDACTED]	Item number:	1264726
Injection date:	4/17/2019 6:14:30 PM	Vial:	36
Method:	ethanol quant.M	Sequence:	17Apr19
Instrument:	US14173023 CN14160045	Analyst:	Adrian
Data file:	C:\Chem32\1\Data\17Apr19\36.D		

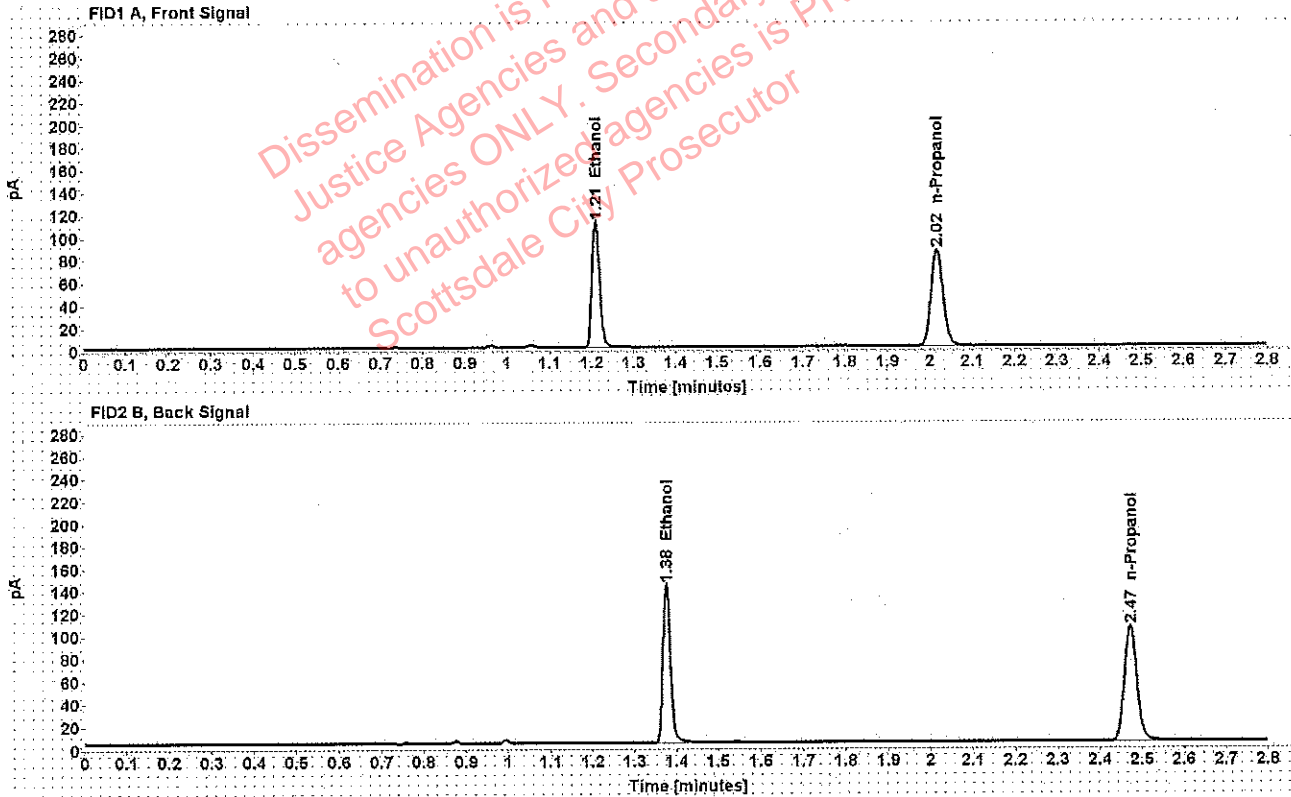


Table 1: FID 1 A (column DB-ALC1)

Compound	Amount (g/100mL)	Time (min)	Peak Area
>Ethanol	0.2191	1.210	141.401
n-Propanol	-----	2.017	169.781

Table 2: FID 2 B (column DB-ALC2)

Compound	Time (min)	Peak Area
Ethanol	1.376	176.008
n-Propanol	2.472	208.884

Scottsdale Police Department Crime Lab Volatiles Analysis

Sample:	[REDACTED]	Item number:	1264726
Injection date:	4/17/2019 6:18:45 PM	Vial:	37
Method:	ethanol quant.M	Sequence:	17Apr19
Instrument:	US14173023 CN14160045	Analyst:	Adrian
Data file:	C:\Chem32\1\Data\17Apr19\37.D		

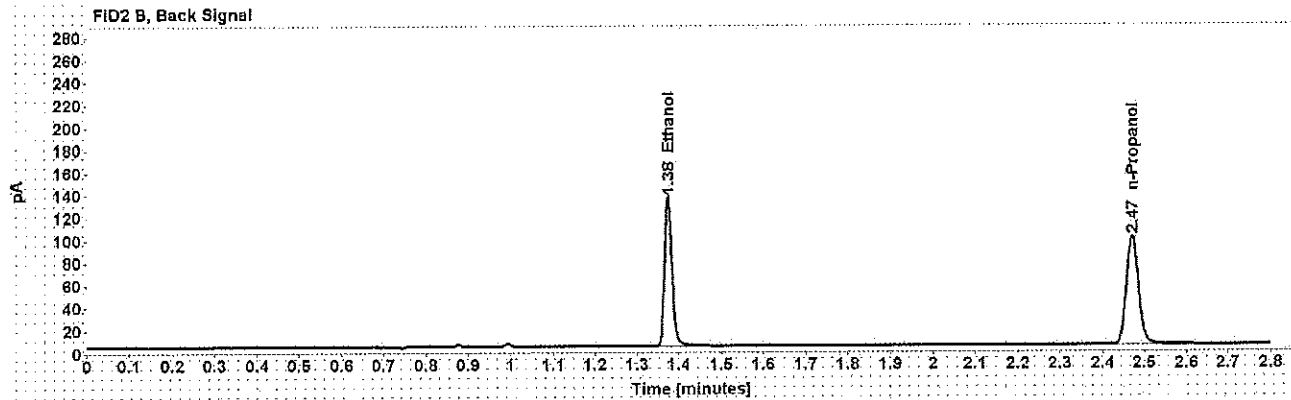
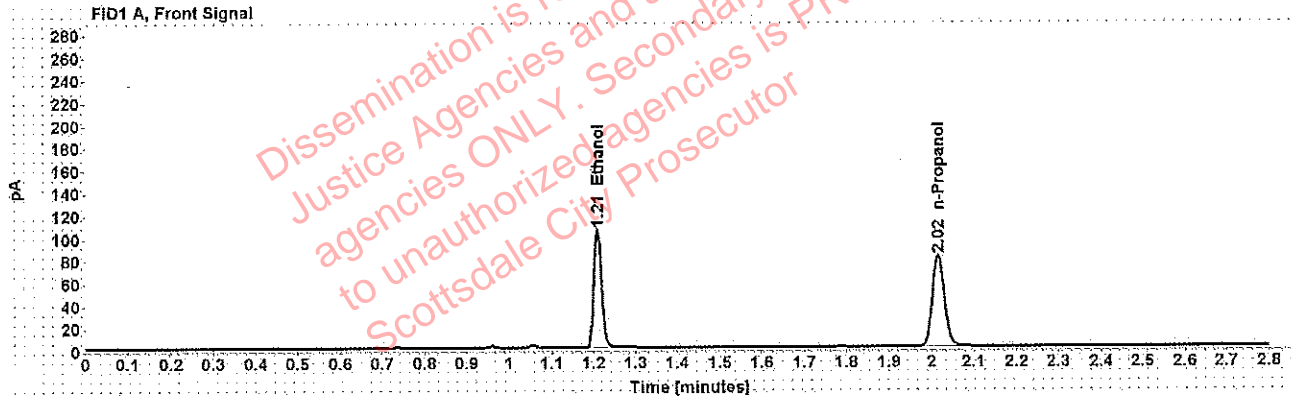


Table 1: FID 1 A (column DB-ALC1)

Compound	Amount (g/100mL)	Time (min)	Peak Area
>Ethanol	0.2184	1.209	133.911
n-Propanol	-----	2.016	161.284

Table 2: FID 2 B (column DB-ALC2)

Compound	Time (min)	Peak Area
Ethanol	1.375	166.717
n-Propanol	2.471	198.242

Adrian, William - (18-Apr-2019)

Case: User: wadrian 4/18/2019

Scottsdale Police Department Crime Lab Volatiles Analysis

Sample:		Item number:	1261928
Injection date:	4/17/2019 6:22:45 PM	Vial:	38
Method:	ethanol quant.M	Sequence:	17Apr19
Instrument:	US14173023 CN14160045	Analyst:	Adrian
Data file:	C:\Chem32\1\Data\17Apr19\38.D		

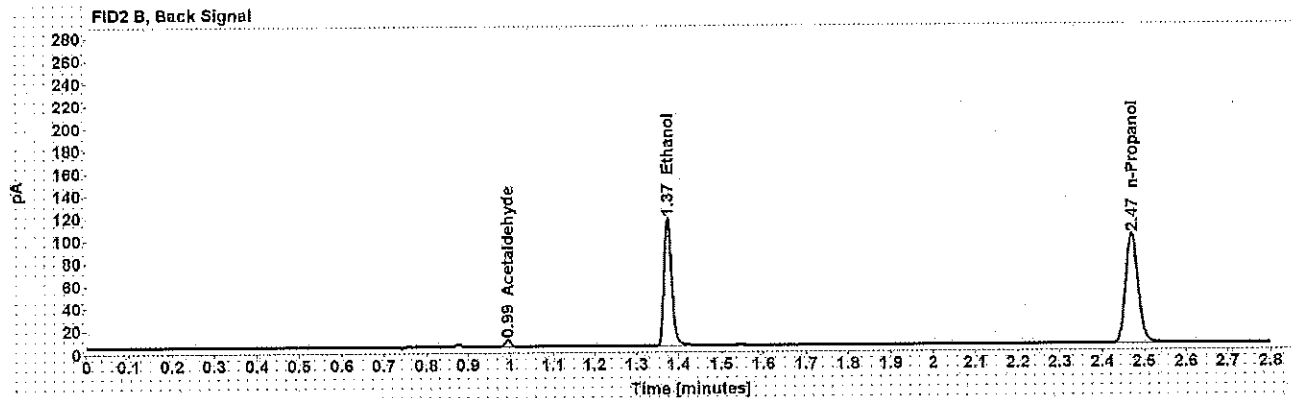
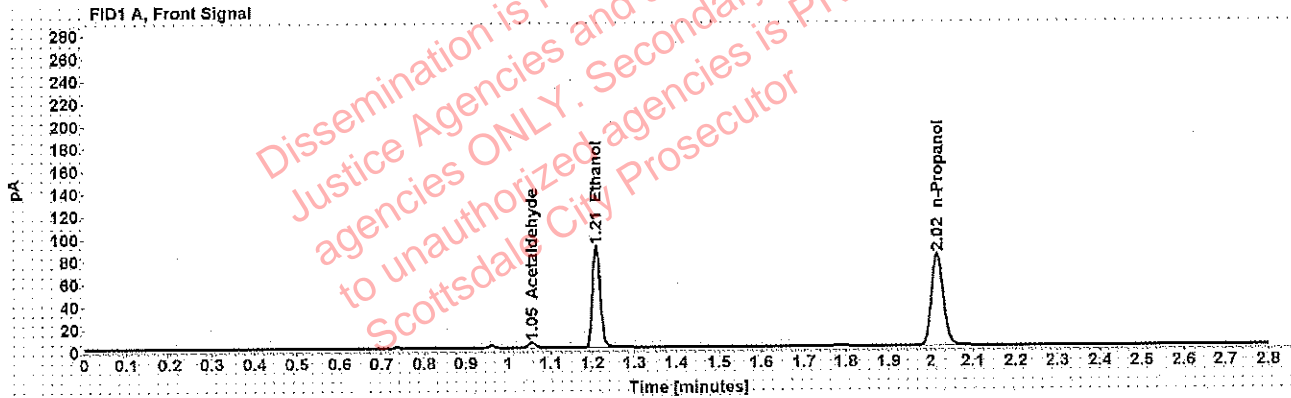


Table 1: FID 1 A (column DB-ALC1)

Compound	Amount (g/100mL)	Time (min)	Peak Area
Acetaldehyde	-----	1.055	4.715
>Ethanol	0.1856	1.209	114.541
n-Propanol	-----	2.016	162.594

Table 2: FID 2 B (column DB-ALC2)

Compound	Time (min)	Peak Area
Acetaldehyde	0.992	6.136
Ethanol	1.375	142.879
n-Propanol	2.471	198.991

Adrian, William - (18-Apr-2019)

Case: User: wadrian 4/18/2019

Scottsdale Police Department Crime Lab Volatiles Analysis

Sample:		Item number:	1261928
Injection date:	4/17/2019 6:26:45 PM	Vial:	39
Method:	ethanol quant.M	Sequence:	17Apr19
Instrument:	US14173023 CN14160045	Analyst:	Adrian
Data file:	C:\Chem32\1\Data\17Apr19\39.D		

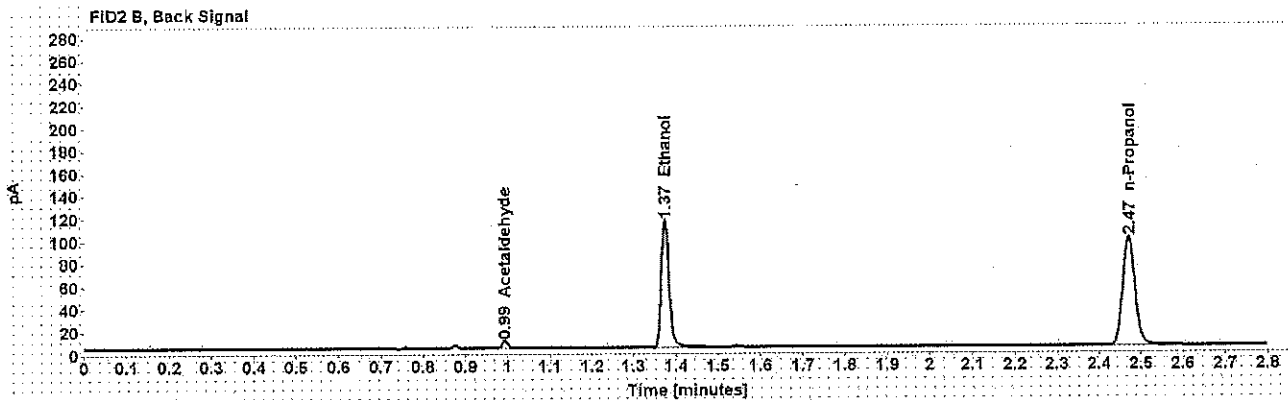
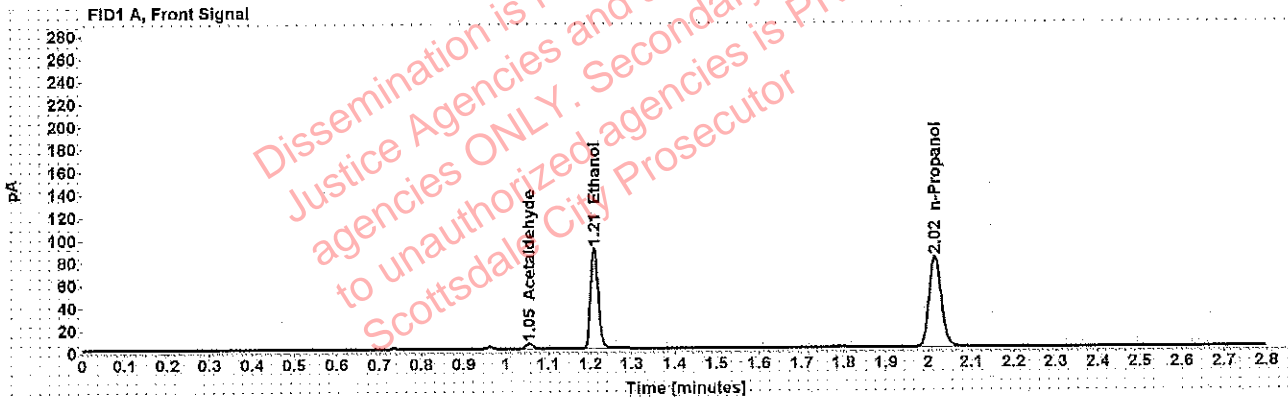


Table 1: FID 1 A (column DB-ALC1)

Compound	Amount (g/100mL)	Time (min)	Peak Area
Acetaldehyde	-----	1.055	4.857
>Ethanol	0.1865	1.209	113.733
n-Propanol	-----	2.016	160.670

Table 2: FID 2 B (column DB-ALC2)

Compound	Time (min)	Peak Area
Acetaldehyde	0.992	6.328
Ethanol	1.375	141.764
n-Propanol	2.471	196.444

Adrian, William - (18-Apr-2019)

Case: User: wadrian 4/18/2019

Scottsdale Police Department Crime Lab Volatiles Analysis

Sample:		Item number:	1261921
Injection date:	4/17/2019 6:30:46 PM	Vial:	40
Method:	ethanol quant.M	Sequence:	17Apr19
Instrument:	US14173023 CN14160045	Analyst:	Adrian
Data file:	C:\Chem321\Data\17Apr19\40.D		

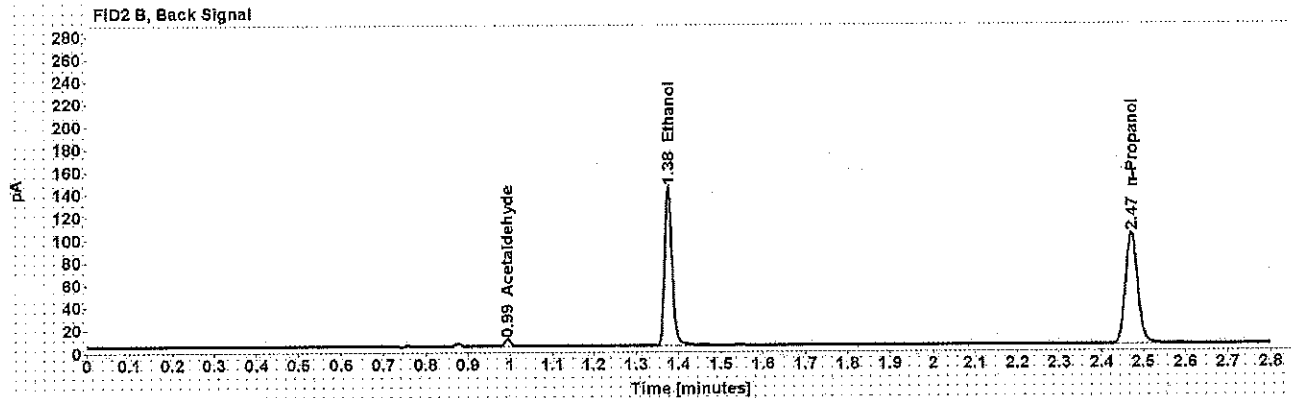
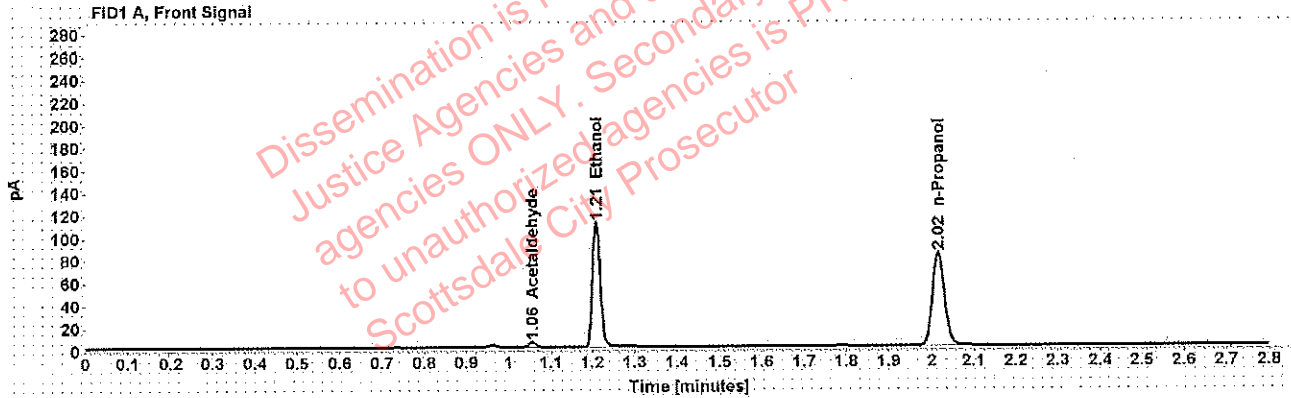


Table 1: FID 1 A (column DB-ALC1)

Compound	Amount (g/100mL)	Time (min)	Peak Area
Acetaldehyde	-----	1.055	4.713
>Ethanol	0.2252	1.209	141.518
n-Propanol	-----	2.016	165.300

Table 2: FID 2 B (column DB-ALC2)

Compound	Time (min)	Peak Area
Acetaldehyde	0.993	6.183
Ethanol	1.375	176.170
n-Propanol	2.471	202.316

Case [redacted]: Adrian, William - (18-Apr-2019)

User: wadrian 4/18/2019

Scottsdale Police Department Crime Lab Volatiles Analysis

Sample:	[redacted]	Item number:	1261921
Injection date:	4/17/2019 6:34:45 PM	Vial:	41
Method:	ethanol quant.M	Sequence:	17Apr19
Instrument:	US14173023 CN14160045	Analyst:	Adrian
Data file:	C:\Chem32\1\Data\17Apr19\41.D		

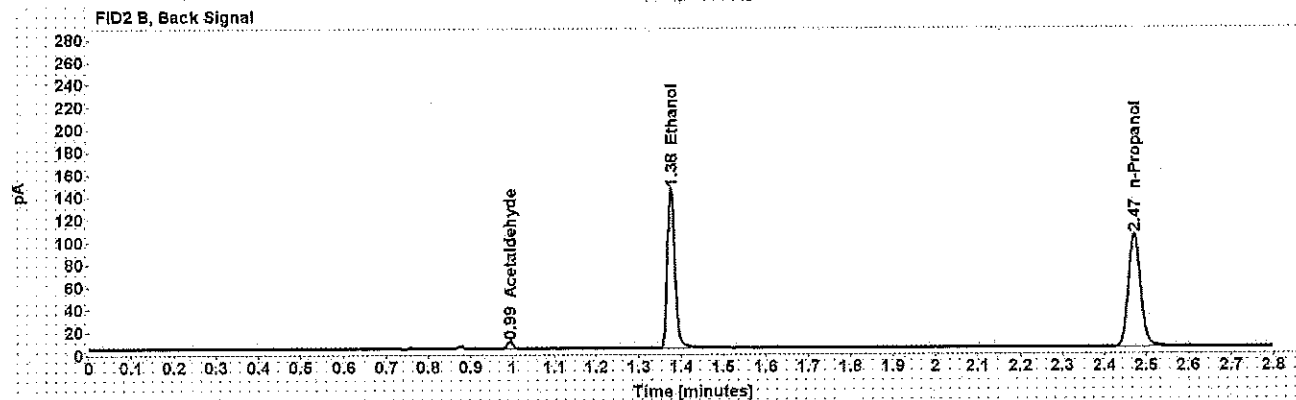
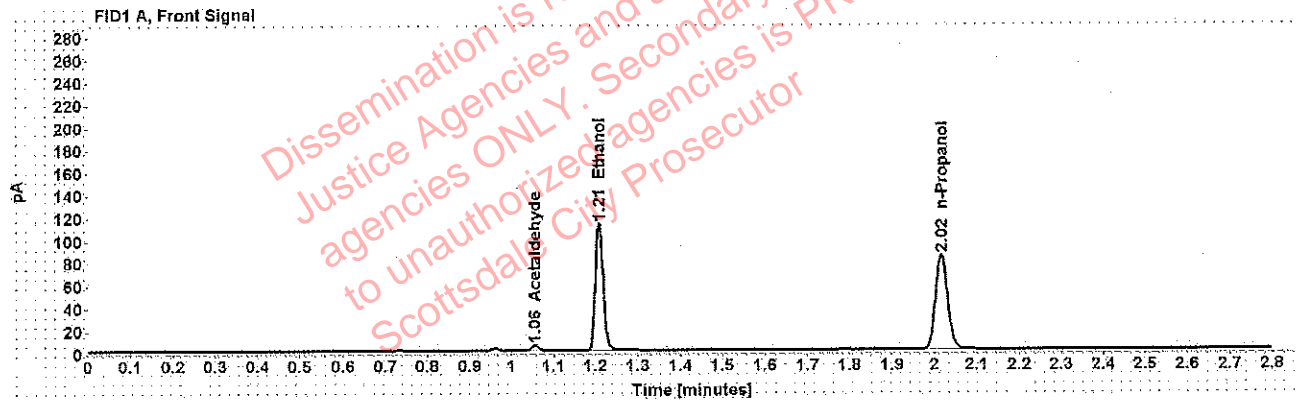


Table 1: FID 1 A (column DB-ALC1)

Compound	Amount (g/100mL)	Time (min)	Peak Area
Acetaldehyde	-----	1.055	4.668
>Ethanol	0.2257	1.209	143.352
n-Propanol	-----	2.016	167.100

Table 2: FID 2 B (column DB-ALC2)

Compound	Time (min)	Peak Area
Acetaldehyde	0.994	6.140
Ethanol	1.375	178.291
n-Propanol	2.471	204.727

Adrian, William - (18-Apr-2019)

Case: [REDACTED] User: wadrian 4/18/2019

Scottsdale Police Department Crime Lab Volatiles Analysis

Sample:	[REDACTED]	Item number:	1262626
Injection date:	4/17/2019 6:43:01 PM	Vial:	43
Method:	ethanol quant.M	Sequence:	17Apr19
Instrument:	US14173023 CN14160045	Analyst:	Adrian
Data file:	C:\Chem32\1\Data\17Apr19\43.D		

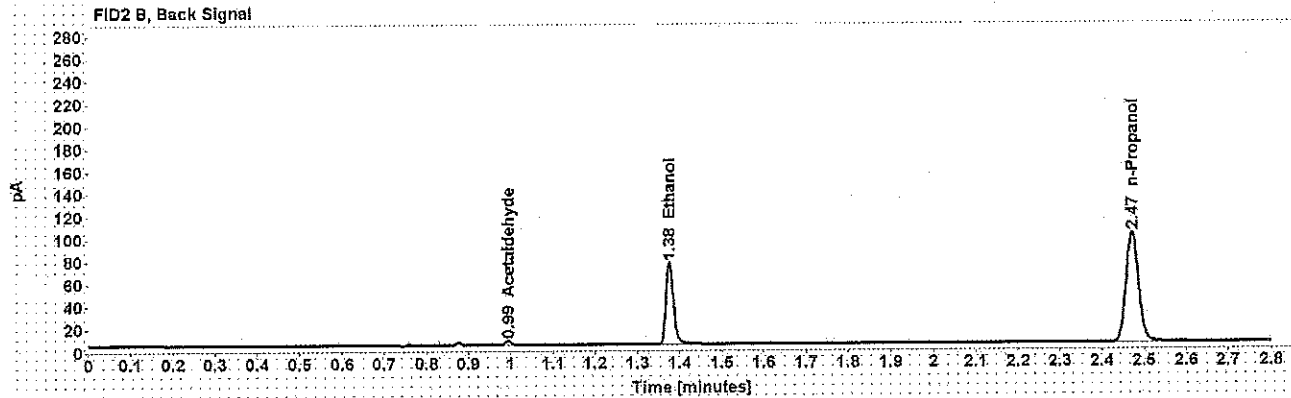
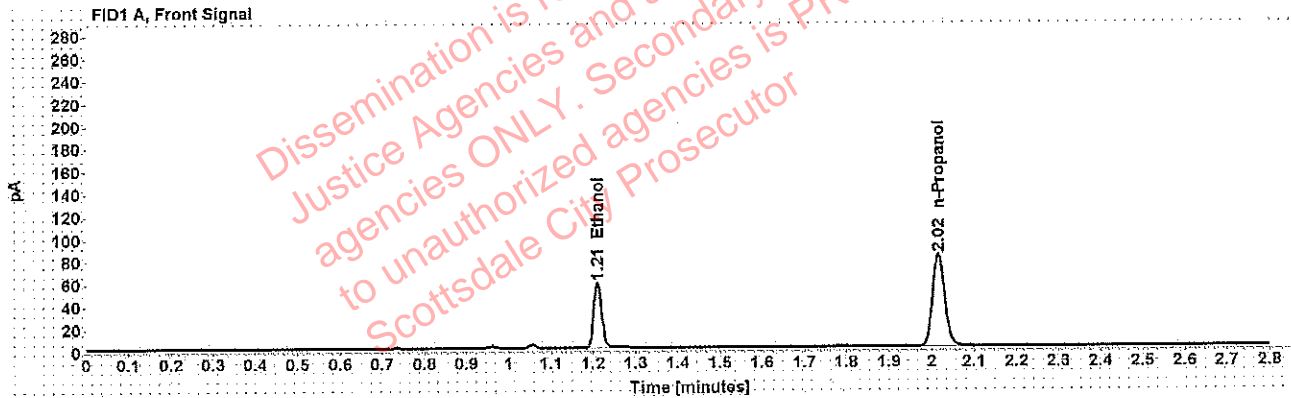


Table 1: FID 1 A (column DB-ALC1)

Compound	Amount (g/100mL)	Time (min)	Peak Area
>Ethanol	0.1200	1.210	74.358
n-Propanol	-----	2.016	163.929

Table 2: FID 2 B (column DB-ALC2)

Compound	Time (min)	Peak Area
Acetaldehyde	0.994	3.796
Ethanol	1.376	91.819
n-Propanol	2.471	200.538

Scottsdale Police Department Crime Lab Volatiles Analysis

Sample:		Item number:	1262626
Injection date:	4/17/2019 6:47:00 PM	Vial:	44
Method:	ethanol quant.M	Sequence:	17Apr19
Instrument:	US14173023 CN14160045	Analyst:	Adrian
Data file:	C:\Chem32\1\Data\17Apr19\44.D		

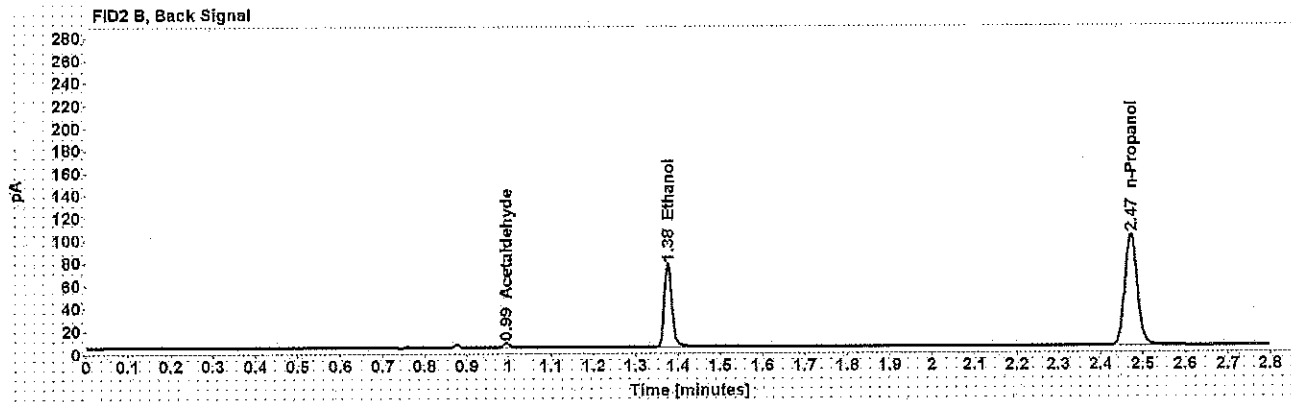
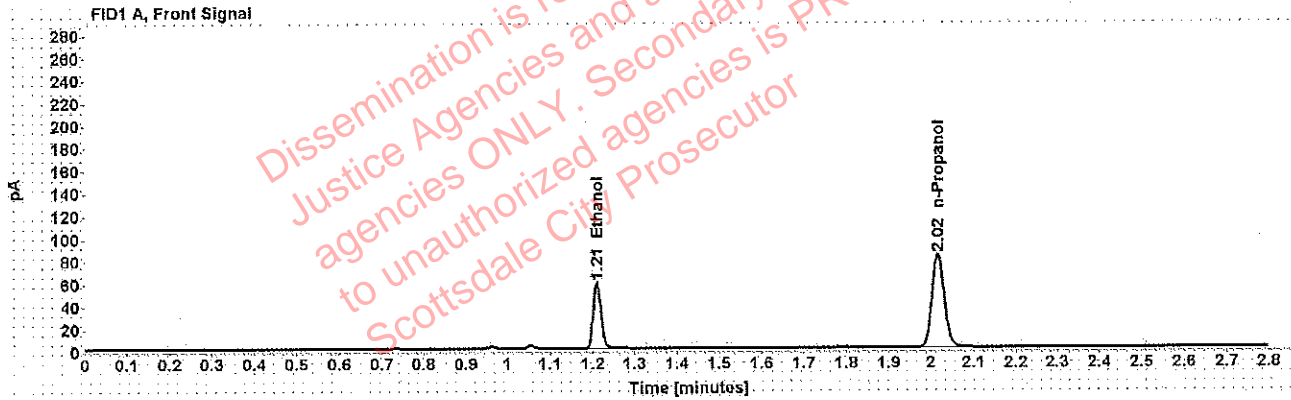


Table 1: FID 1 A (column DB-ALC1)

Compound	Amount (g/100mL)	Time (min)	Peak Area
>Ethanol	0.1200	1.210	74.699
n-Propanol	-----	2.016	164.672

Table 2: FID 2 B (column DB-ALC2)

Compound	Time (min)	Peak Area
Acetaldehyde	0.994	3.809
Ethanol	1.376	92.598
n-Propanol	2.471	201.380

Adrian, William - (18-Apr-2019)

Case: [REDACTED] User: wadrian 4/18/2019

Scottsdale Police Department Crime Lab Volatiles Analysis

Sample:	[REDACTED]	Item number:	1243213
Injection date:	4/17/2019 6:51:01 PM	Vial:	45
Method:	ethanol quant.M	Sequence:	17Apr19
Instrument:	US14173023 CN14160045	Analyst:	Adrian
Data file:	C:\Chem3211\Data\17Apr19\45.D		

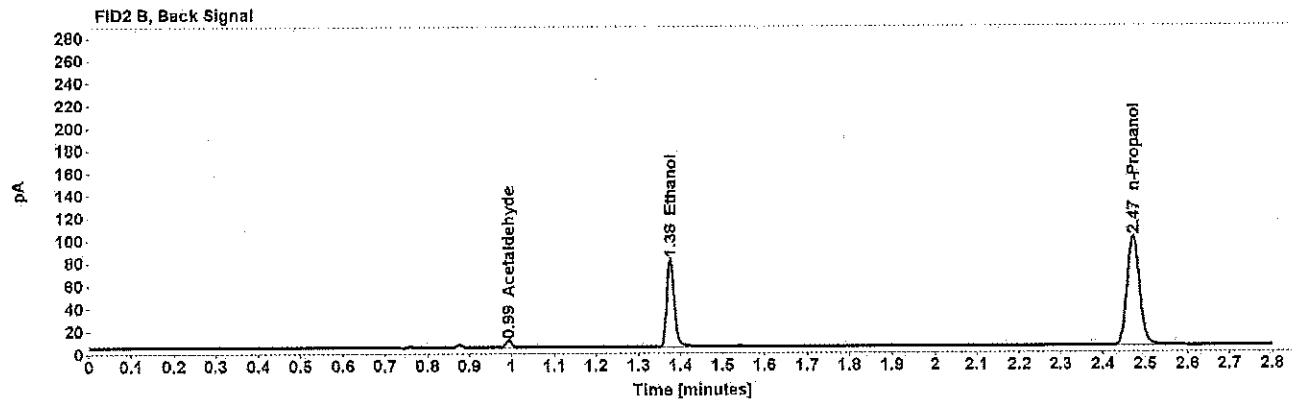
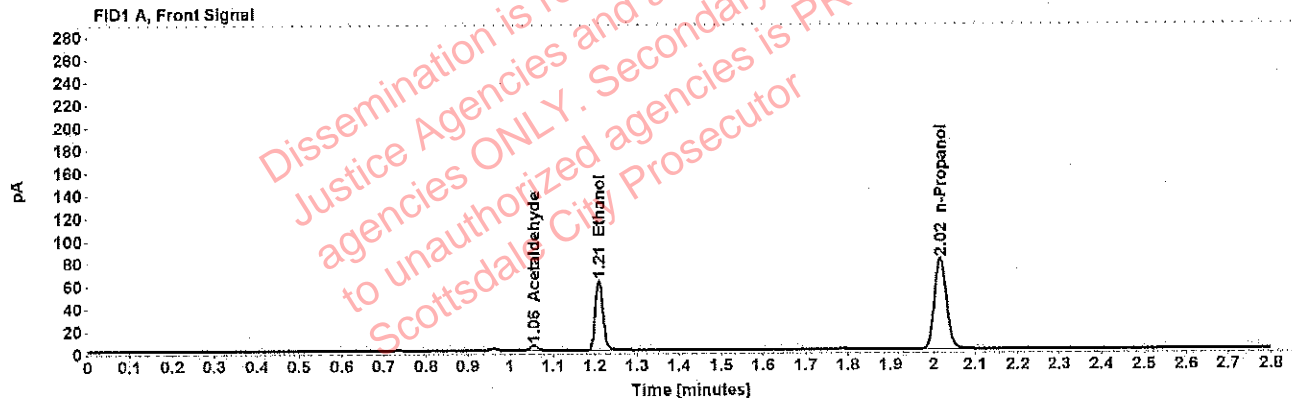


Table 1: FID 1 A (column DB-ALC1)

Compound	Amount (g/100mL)	Time (min)	Peak Area
Acetaldehyde	-----	1.055	4.740
>Ethanol	0.1296	1.210	78.987
n-Propanol	-----	2.016	161.113

Table 2: FID 2 B (column DB-ALC2)

Compound	Time (min)	Peak Area
Acetaldehyde	0.993	6.190
Ethanol	1.375	97.587
n-Propanol	2.471	197.274

Adrian, William - (18-Apr-2019)

Case: [REDACTED] User: wadrian 4/18/2019

Scottsdale Police Department Crime Lab Volatiles Analysis

Sample:	[REDACTED]	Item number:	1243213
Injection date:	4/17/2019 6:55:00 PM	Vial:	46
Method:	ethanol quant.M	Sequence:	17Apr19
Instrument:	US14173023 CN14160045	Analyst:	Adrian
Data file:	C:\Chem3211\Data\17Apr19\46.D		

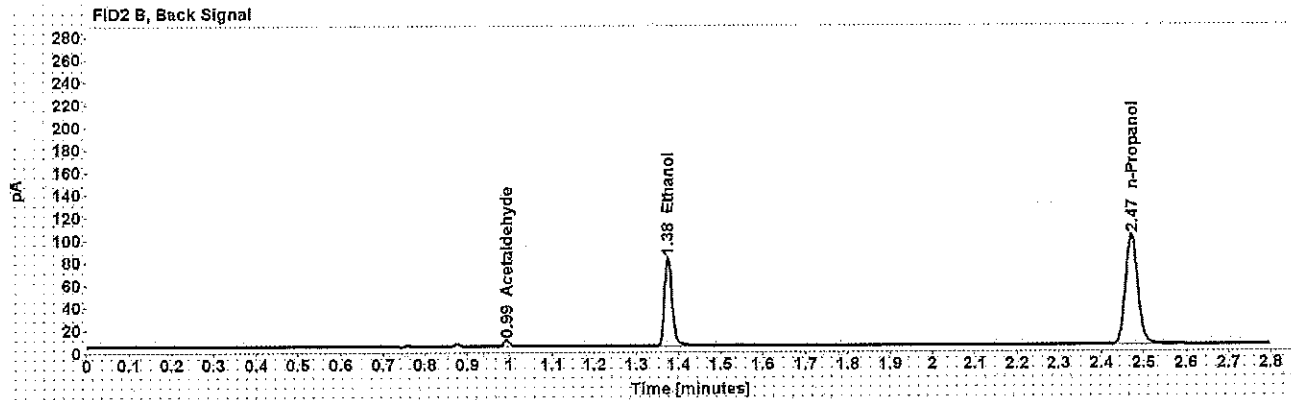
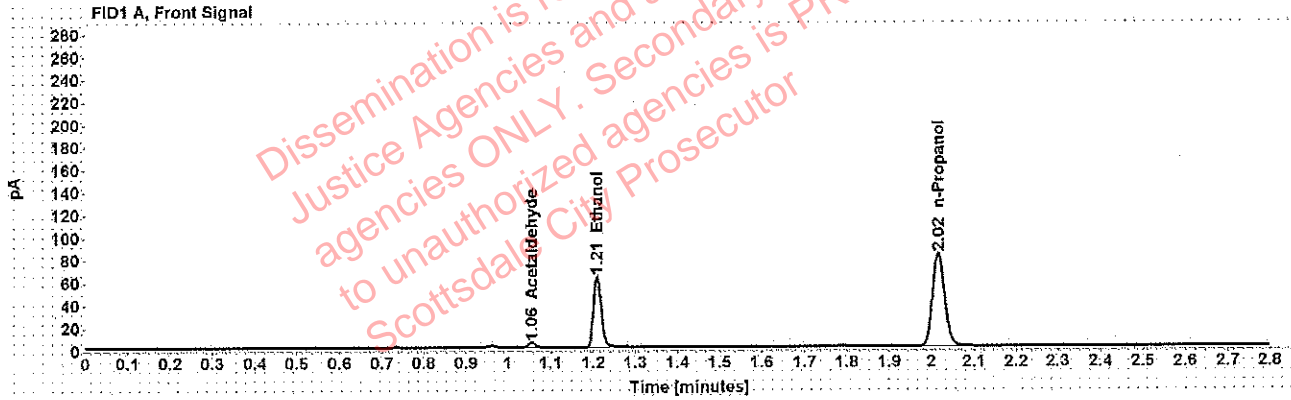


Table 1: FID 1 A (column DB-ALC1)

Compound	Amount (g/100mL)	Time (min)	Peak Area
Acetaldehyde	-----	1.055	4.318
>Ethanol	0.1286	1.210	79.533
n-Propanol	-----	2.016	163.483

Table 2: FID 2 B (column DB-ALC2)

Compound	Time (min)	Peak Area
Acetaldehyde	0.993	5.664
Ethanol	1.375	98.561
n-Propanol	2.471	200.092

Adrian, William - (18-Apr-2019)

Case: [REDACTED] User: wadrian 4/18/2019

Scottsdale Police Department Crime Lab Volatiles Analysis

Sample:	[REDACTED]	Item number:	1261683
Injection date:	4/17/2019 6:59:00 PM	Vial:	47
Method:	ethanol.quant.M	Sequence:	17Apr19
Instrument:	US14173023 CN14160045	Analyst:	Adrian
Data file:	C:\Chem32\1\Data\17Apr19\47.D		

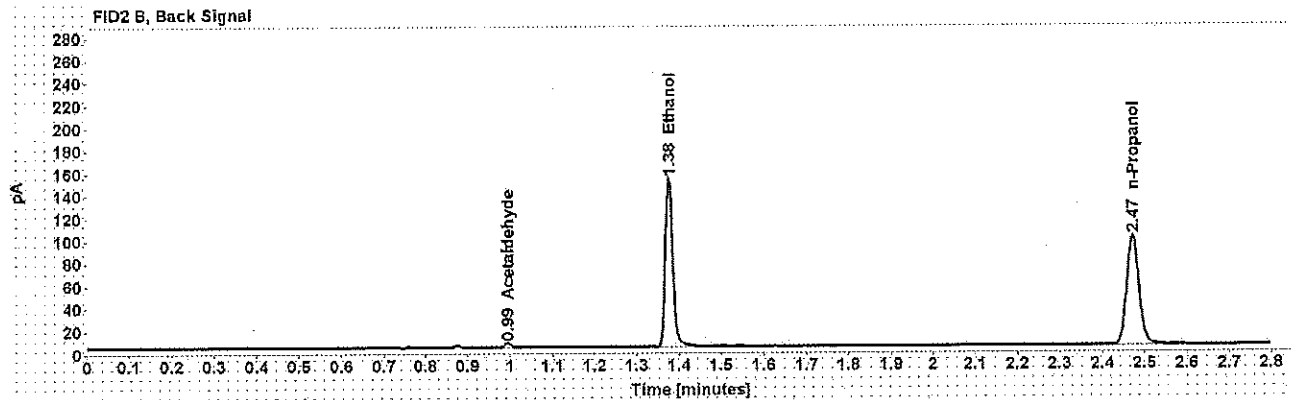
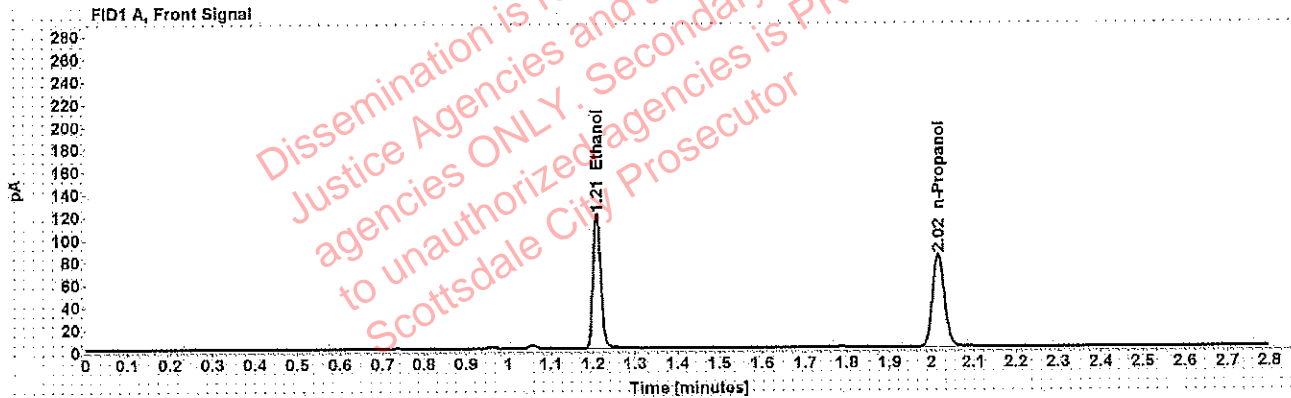


Table 1: FID 1 A (column DB-ALC1)

Compound	Amount (g/100mL)	Time (min)	Peak Area
>Ethanol	0.2441	1.209	151.923
n-Propanol	-----	2.016	163.607

Table 2: FID 2 B (column DB-ALC2)

Compound	Time (min)	Peak Area
Acetaldehyde	0.994	4.049
Ethanol	1.376	189.155
n-Propanol	2.471	199.790

██████████: Adrian, William - (18-Apr-2019)

Case: ██████████ User: wadrian 4/18/2019

Scottsdale Police Department Crime Lab Volatiles Analysis

Sample:	██████████	Item number:	1261683
Injection date:	4/17/2019 7:03:01 PM	Vial:	48
Method:	ethanol quant.M	Sequence:	17Apr19
Instrument:	US14173023 CN14160045	Analyst:	Adrian
Data file:	C:\Chem32\1\Data\17Apr19\48.D		

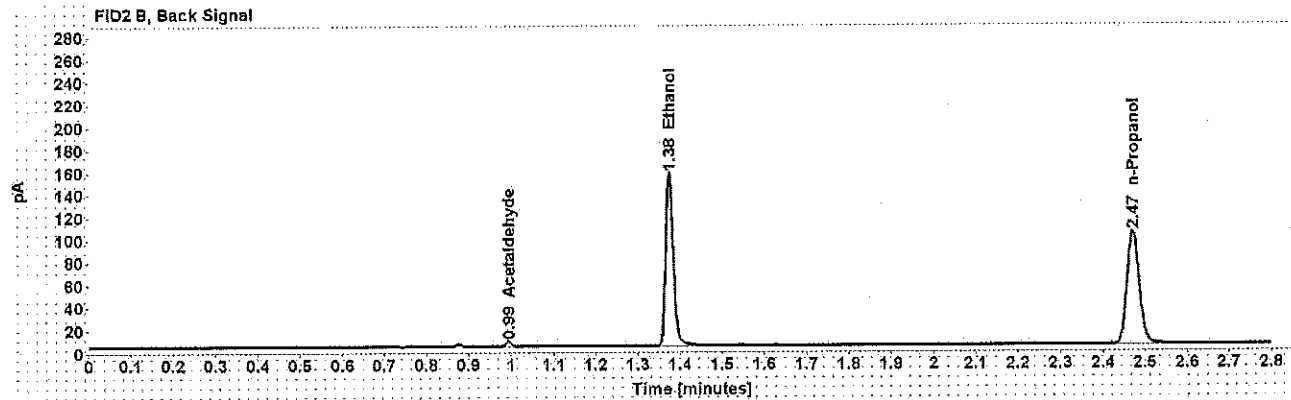
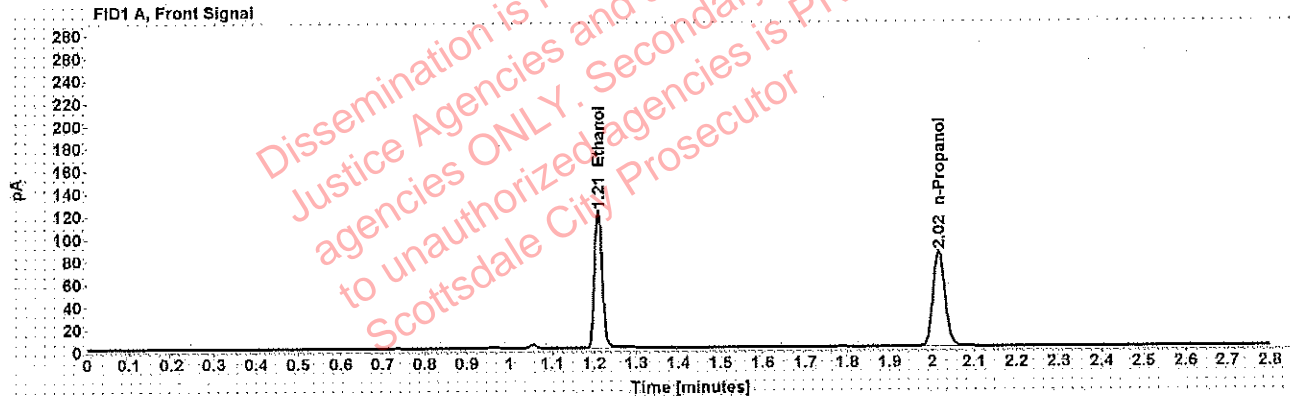


Table 1: FID 1 A (column DB-ALC1)

Compound	Amount (g/100mL)	Time (min)	Peak Area
>Ethanol	0.2419	1.209	154.233
n-Propanol	-----	2.016	167.622

Table 2: FID 2 B (column DB-ALC2)

Compound	Time (min)	Peak Area
Acetaldehyde	0.994	4.198
Ethanol	1.375	192.295
n-Propanol	2.471	205.533

Adrian, William - (18-Apr-2019)

Case: [REDACTED] User: wadrian 4/18/2019

Scottsdale Police Department Crime Lab Volatiles Analysis

Sample:	[REDACTED]	Item number:	1262294
Injection date:	4/17/2019 7:07:16 PM	Vial:	49
Method:	ethanol quant.M	Sequence:	17Apr19
Instrument:	US14173023 CN14160045	Analyst:	Adrian
Data file:	C:\Chem32\1\Data\17Apr19\49.D		

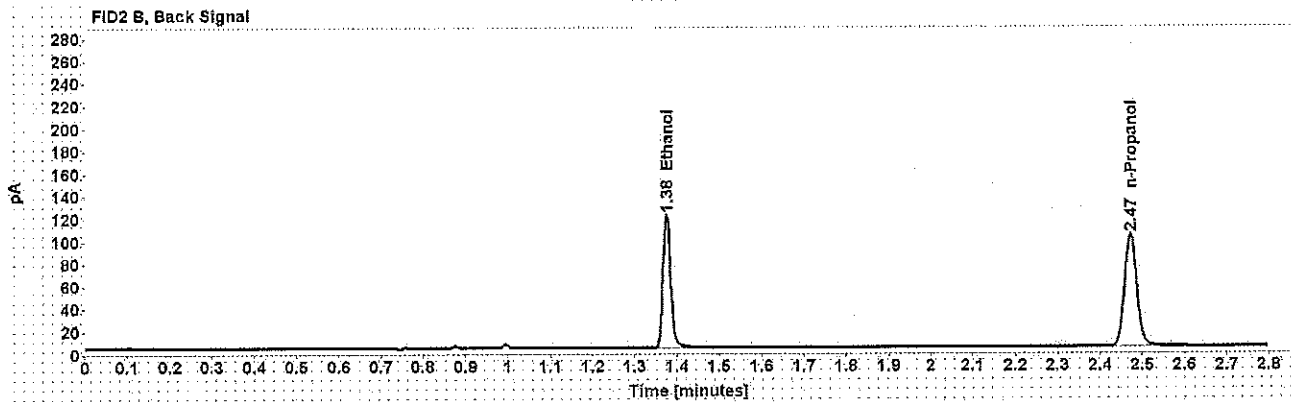
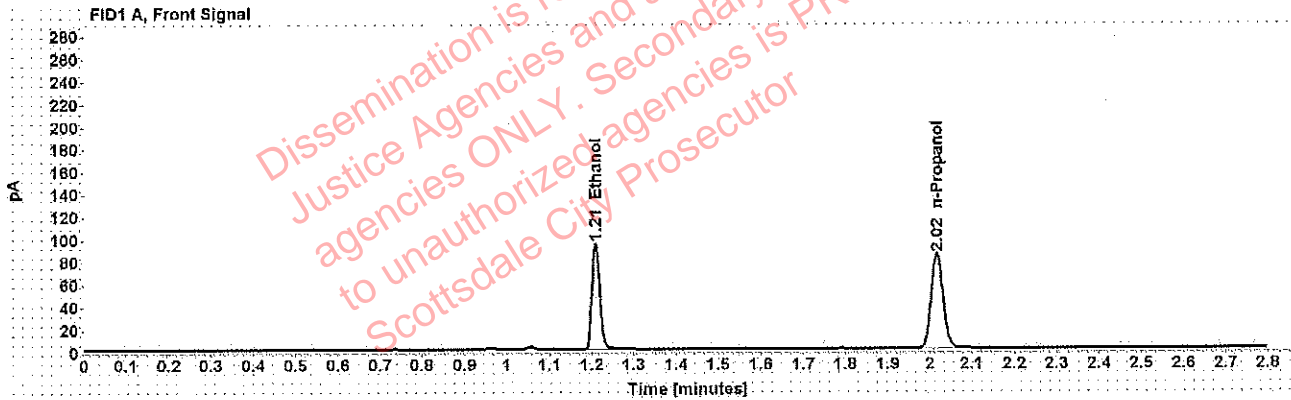


Table 1: FID 1 A (column DB-ALC1)

Compound	Amount (g/100mL)	Time (min)	Peak Area
>Ethanol	0.1891	1.210	119.850
n-Propanol	-----	2.016	166.952

Table 2: FID 2 B (column DB-ALC2)

Compound	Time (min)	Peak Area
Ethanol	1.376	148.925
n-Propanol	2.472	204.406

Adrian, William - (18-Apr-2019)

Case: [REDACTED] User: wadrian 4/18/2019

Scottsdale Police Department Crime Lab Volatiles Analysis

Sample:	[REDACTED]	Item number:	1262294
Injection date:	4/17/2019 7:11:16 PM	Vial:	50
Method:	ethanol quant.M	Sequence:	17Apr19
Instrument:	US14173023 CN14160045	Analyst:	Adrian
Data file:	C:\Chem32\1\Data\17Apr19\50.D		

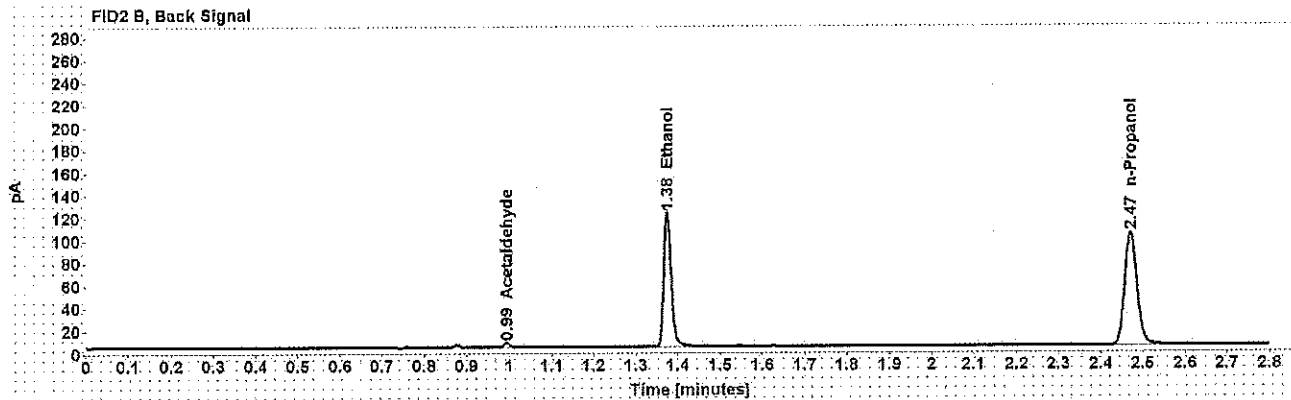
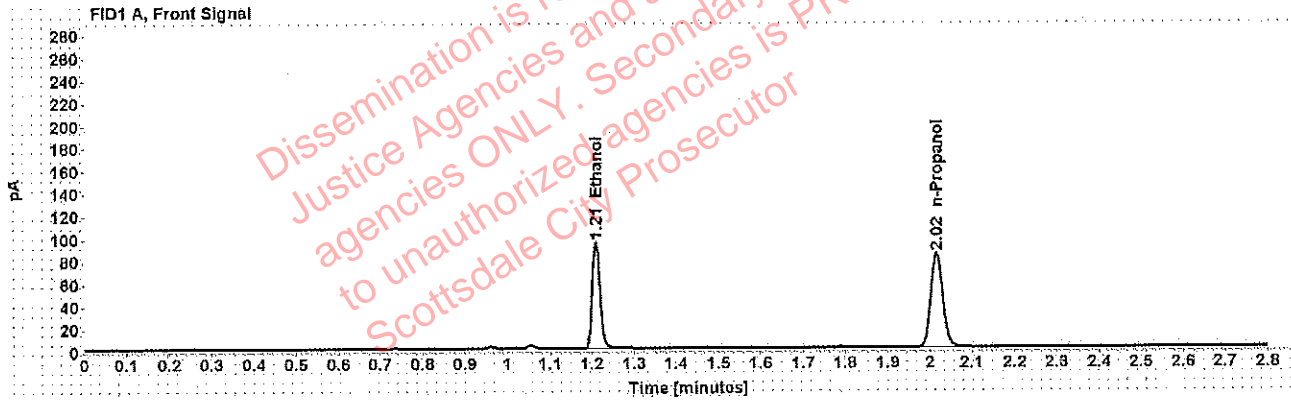


Table 1: FID 1 A (column DB-ALC1)

Compound	Amount (g/100mL)	Time (min)	Peak Area
>Ethanol	0.1897	1.209	120.214
n-Propanol	-----	2.016	166.904

Table 2: FID 2 B (column DB-ALC2)

Compound	Time (min)	Peak Area
Acetaldehyde	0.994	3.850
Ethanol	1.375	149.820
n-Propanol	2.471	204.365

[REDACTED]: Adrian, William - (18-Apr-2019)

Case: [REDACTED] User: wadrian 4/18/2019

Scottsdale Police Department Crime Lab Volatiles Analysis

Sample:	[REDACTED]	Item number:	1262927
Injection date:	4/17/2019 7:15:16 PM	Vial:	51
Method:	ethanol quant.M	Sequence:	17Apr19
Instrument:	US14173023 CN14160045	Analyst:	Adrian
Data file:	C:\Chem32\11\Data\17Apr19\51.D		

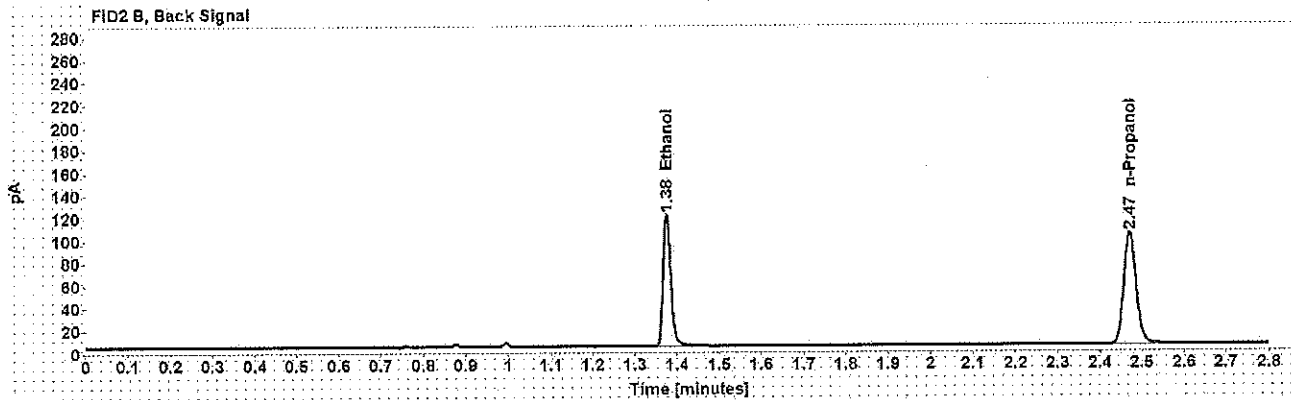
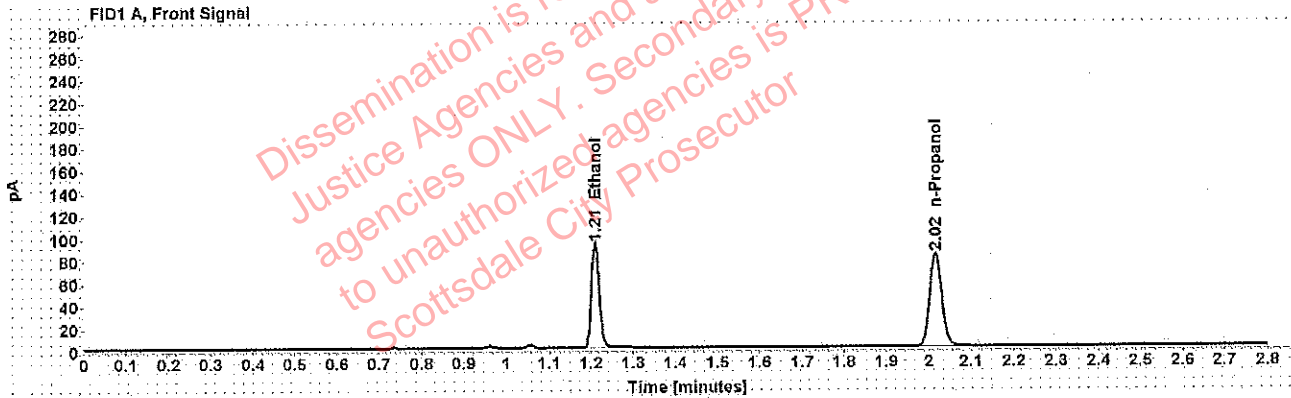


Table 1: FID 1 A (column DB-ALC1)

Compound	Amount (g/100mL)	Time (min)	Peak Area
>Ethanol	0.1888	1.210	118.722
n-Propanol	-----	2.016	165.642

Table 2: FID 2 B (column DB-ALC2)

Compound	Time (min)	Peak Area
Ethanol	1.376	147.723
n-Propanol	2.472	203.061

Case [REDACTED]: Adrian, William - (18-Apr-2019)

User: wadrian 4/18/2019

Scottsdale Police Department Crime Lab Volatiles Analysis

Sample:	[REDACTED]	Item number:	1262927
Injection date:	4/17/2019 7:19:16 PM	Vial:	52
Method:	ethanol quant.M	Sequence:	17Apr19
Instrument:	US14173023 CN14160045	Analyst:	Adrian
Data file:	C:\Chem32\1\Data\17Apr19\52.D		

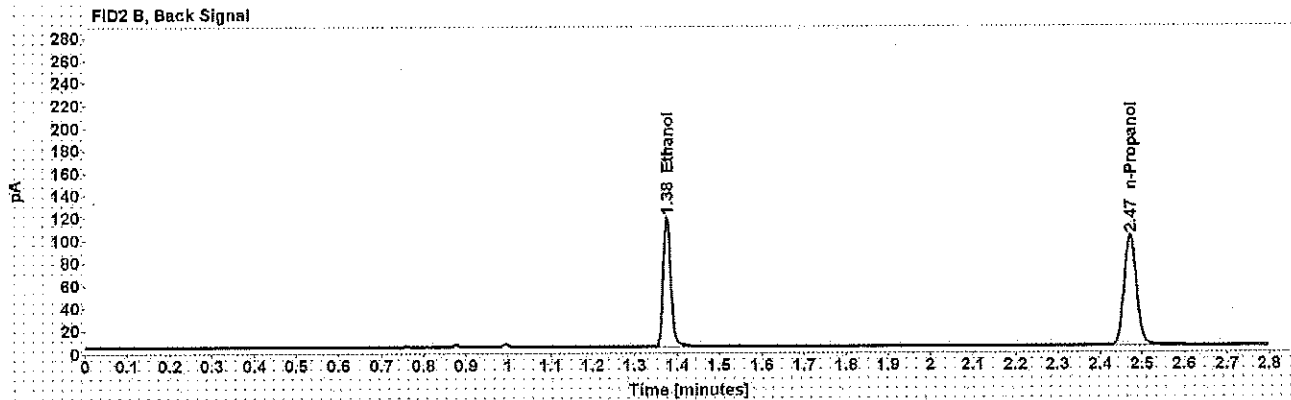
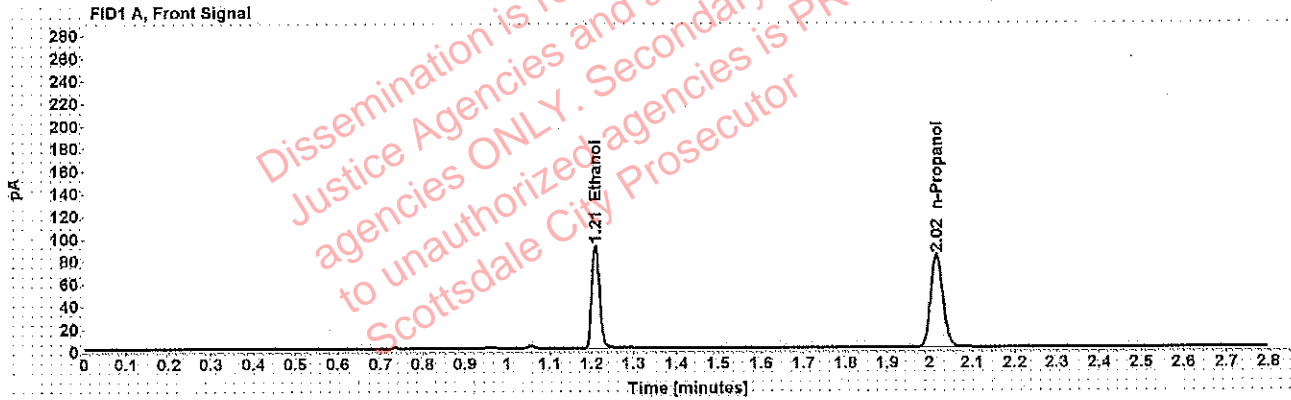


Table 1: FID 1 A (column DB-ALC1)

Compound	Amount (g/100mL)	Time (min)	Peak Area
>Ethanol	0.1869	1.209	116.279
n-Propanol	-----	2.016	163.855

Table 2: FID 2 B (column DB-ALC2)

Compound	Time (min)	Peak Area
Ethanol	1.376	144.862
n-Propanol	2.471	200.309

Scottsdale Police Department Crime Lab Volatiles Analysis

Sample:	[redacted]	Item number:	1262981
Injection date:	4/17/2019 7:27:15 PM	Vial:	54
Method:	ethanol quant.M	Sequence:	17Apr19
Instrument:	US14173023 CN14160045	Analyst:	Adrian
Data file:	C:\Chem32\1\Data\17Apr19\54.D		

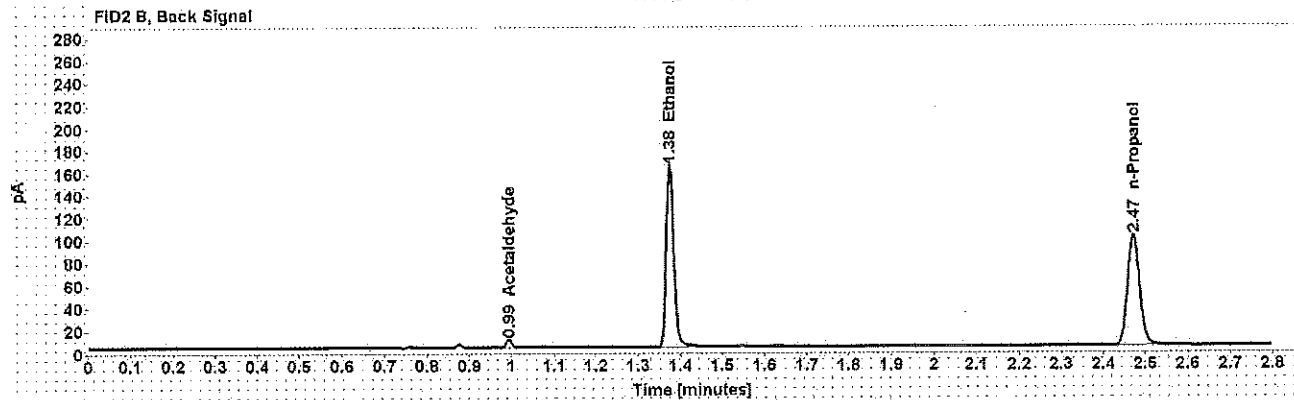
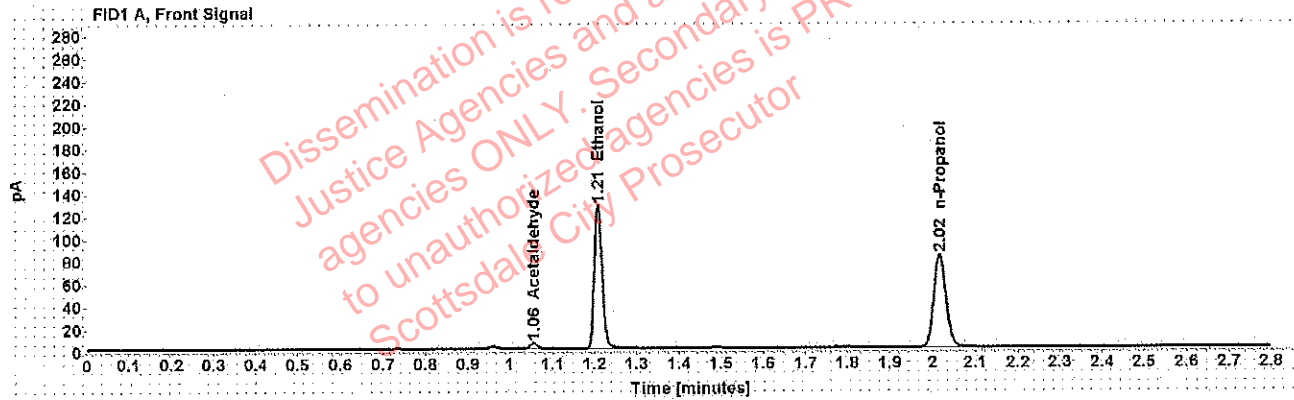


Table 1: FID 1 A (column DB-ALC1)

Compound	Amount (g/100mL)	Time (min)	Peak Area
Acetaldehyde	-----	1.055	5.099
>Ethanol	0.2605	1.209	162.574
n-Propanol	-----	2.016	164.029

Table 2: FID 2 B (column DB-ALC2)

Compound	Time (min)	Peak Area
Acetaldehyde	0.994	6.687
Ethanol	1.375	202.328
n-Propanol	2.472	200.818

Adrian, William - (18-Apr-2019)

Case: [REDACTED] User: wadrian 4/18/2019

Scottsdale Police Department Crime Lab Volatiles Analysis

Sample:	[REDACTED]	Item number:	1262981
Injection date:	4/17/2019 7:31:31 PM	Vial:	55
Method:	ethanol quant.M	Sequence:	17Apr19
Instrument:	US14173023 CN14160045	Analyst:	Adrian
Data file:	C:\Chem32\1\Data\17Apr19\55.D		

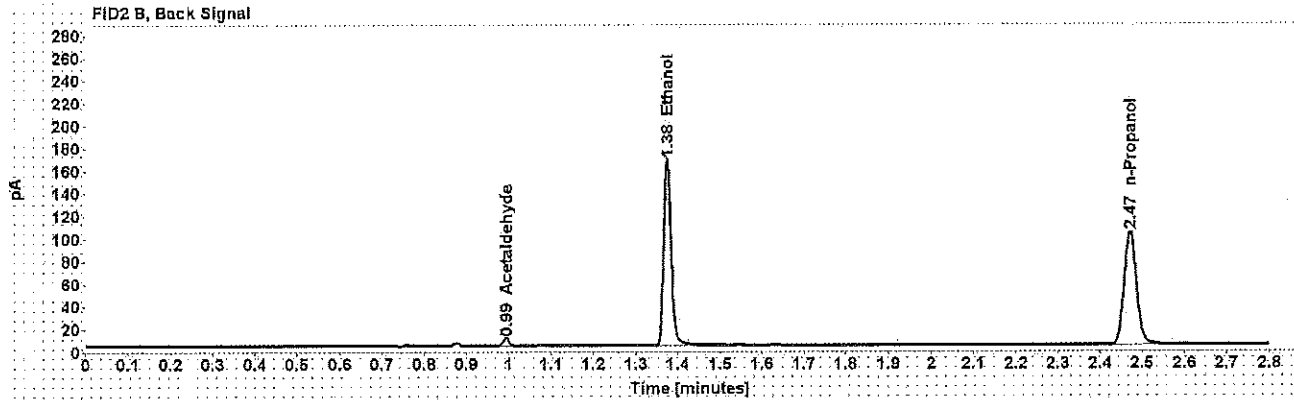
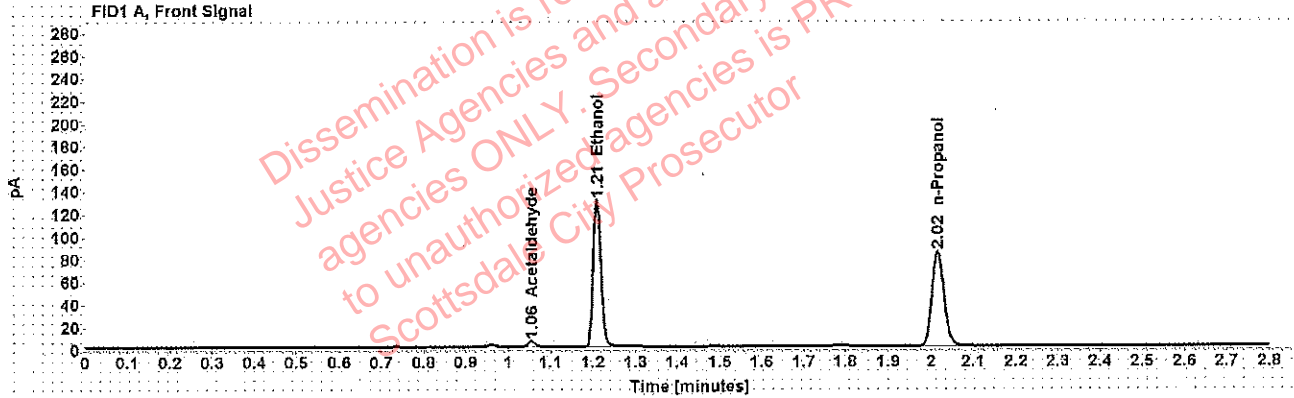


Table 1: FID 1 A (column DB-ALC1)

Compound	Amount (g/100mL)	Time (min)	Peak Area
Acetaldehyde	-----	1.055	5.127
>Ethanol	0.2607	1.209	165.889
n-Propanol	-----	2.016	167.248

Table 2: FID 2 B (column DB-ALC2)

Compound	Time (min)	Peak Area
Acetaldehyde	0.994	6.745
Ethanol	1.375	206.786
n-Propanol	2.472	204.599

Scottsdale Police Department Crime Lab Volatiles Analysis

Sample:	[REDACTED]	Item number:	1262799
Injection date:	4/17/2019 7:35:30 PM	Vial:	56
Method:	ethanol quant.M	Sequence:	17Apr19
Instrument:	US14173023 CN14160045	Analyst:	Adrian
Data file:	C:\Chem32\1\Data\17Apr19\56.D		

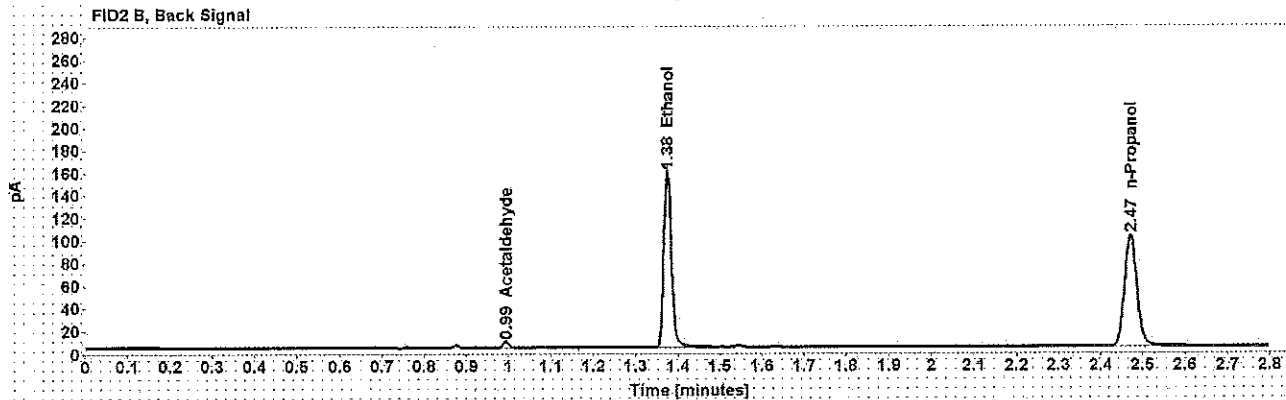
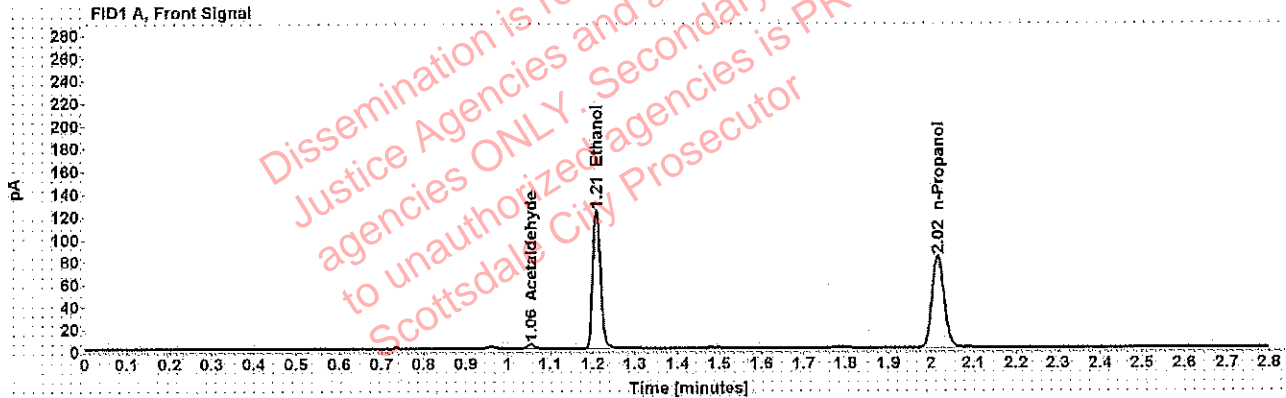


Table 1: FID 1 A (column DB-ALC1)

Compound	Amount (g/100mL)	Time (min)	Peak Area
Acetaldehyde	-----	1.055	3.955
>Ethanol	0.2506	1.209	156.502
n-Propanol	-----	2.016	164.146

Table 2: FID 2 B (column DB-ALC2)

Compound	Time (min)	Peak Area
Acetaldehyde	0.994	5.166
Ethanol	1.375	195.071
n-Propanol	2.471	201.493

Adrian, William - (18-Apr-2019)

Case: [REDACTED] User: wadrian 4/18/2019

Scottsdale Police Department Crime Lab Volatiles Analysis

Sample:	[REDACTED]	Item number:	1262799
Injection date:	4/17/2019 7:39:30 PM	Vial:	57
Method:	ethanol quant.M	Sequence:	17Apr19
Instrument:	US14173023 CN14160045	Analyst:	Adrian
Data file:	C:\Chem32\1\Data\17Apr19\57.D		

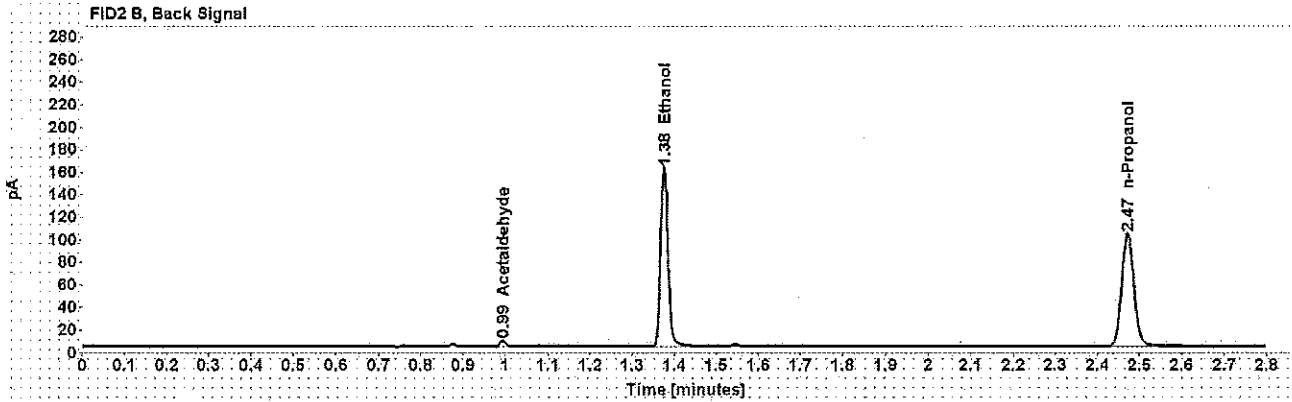
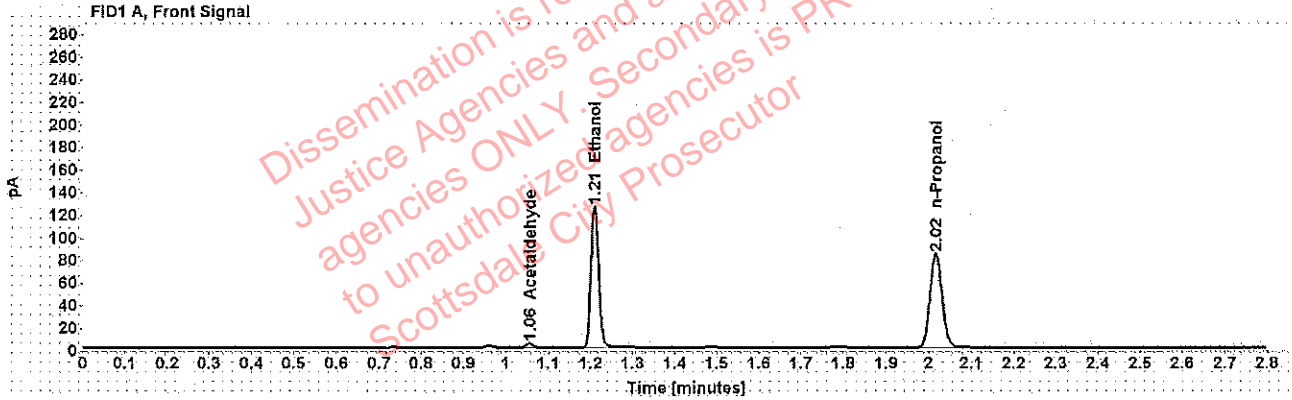


Table 1: FID 1 A (column DB-ALC1)

Compound	Amount (g/100mL)	Time (min)	Peak Area
Acetaldehyde	-----	1.055	3.959
>Ethanol	0.2522	1.209	159.951
n-Propanol	-----	2.016	166.728

Table 2: FID 2 B (column DB-ALC2)

Compound	Time (min)	Peak Area
Acetaldehyde	0.994	5.218
Ethanol	1.376	199.319
n-Propanol	2.472	204.566

Adrian, William - (18-Apr-2019)

Case: [redacted] User: wadrian 4/18/2019

Scottsdale Police Department Crime Lab Volatiles Analysis

Sample:	[redacted]	Item number:	1263017
Injection date:	4/17/2019 7:43:30 PM	Vial:	58
Method:	ethanol quant.M	Sequence:	17Apr19
Instrument:	US14173023 CN14160045	Analyst:	Adrian
Data file:	C:\Chem32\1\Data\17Apr19\58.D		

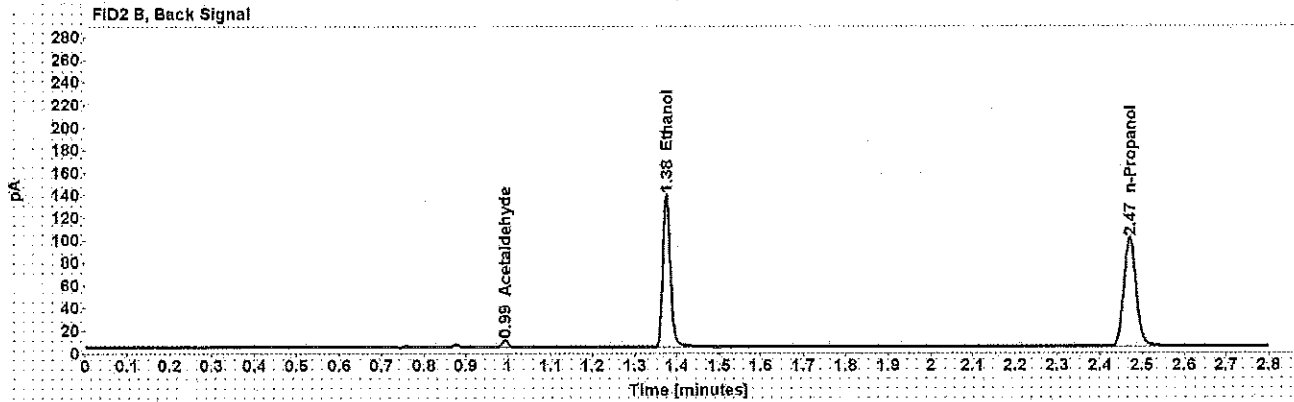
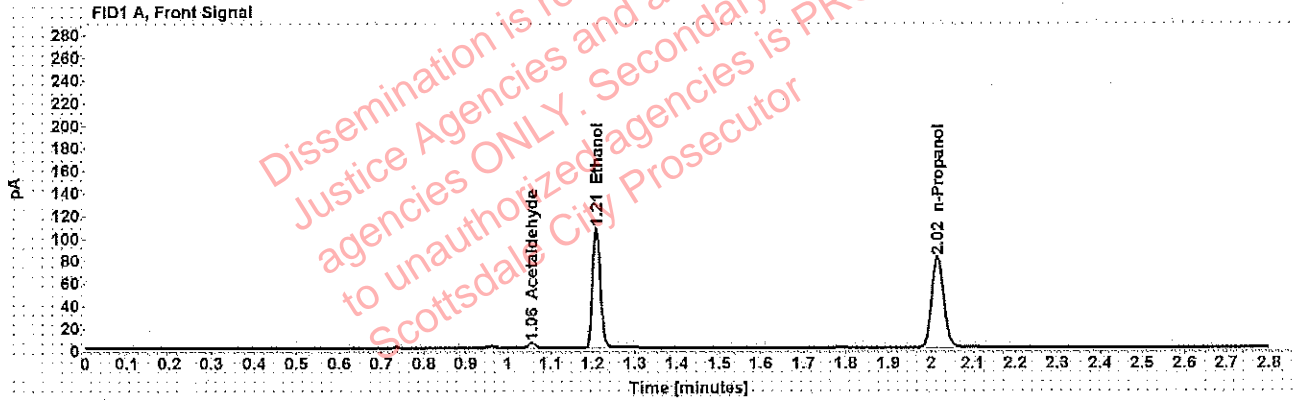


Table 1: FID 1 A (column DB-ALC1)

Compound	Amount (g/100mL)	Time (min)	Peak Area
Acetaldehyde	-----	1.055	4.541
>Ethanol	0.2224	1.209	135.938
n-Propanol	-----	2.016	160.773

Table 2: FID 2 B (column DB-ALC2)

Compound	Time (min)	Peak Area
Acetaldehyde	0.993	5.965
Ethanol	1.375	169.153
n-Propanol	2.471	196.781

Adrian, William - (18-Apr-2019)

Case: [REDACTED] User: wadrian 4/18/2019

Scottsdale Police Department Crime Lab Volatiles Analysis

Sample:	[REDACTED]	Item number:	1263017
Injection date:	4/17/2019 7:47:30 PM	Vial:	59
Method:	ethanol quant.M	Sequence:	17Apr19
Instrument:	US14173023 CN14160045	Analyst:	Adrian
Data file:	C:\Chem32\1\Data\17Apr19\59.D		

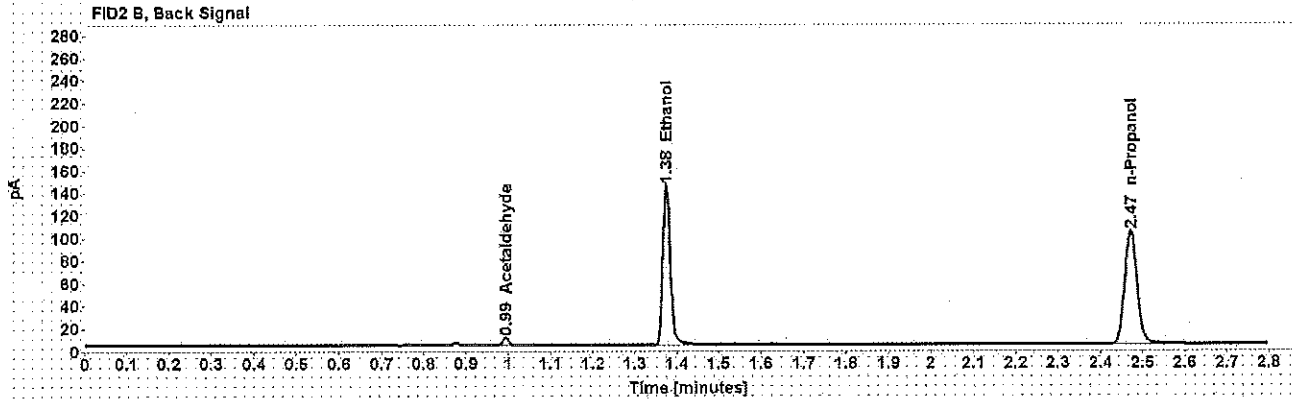
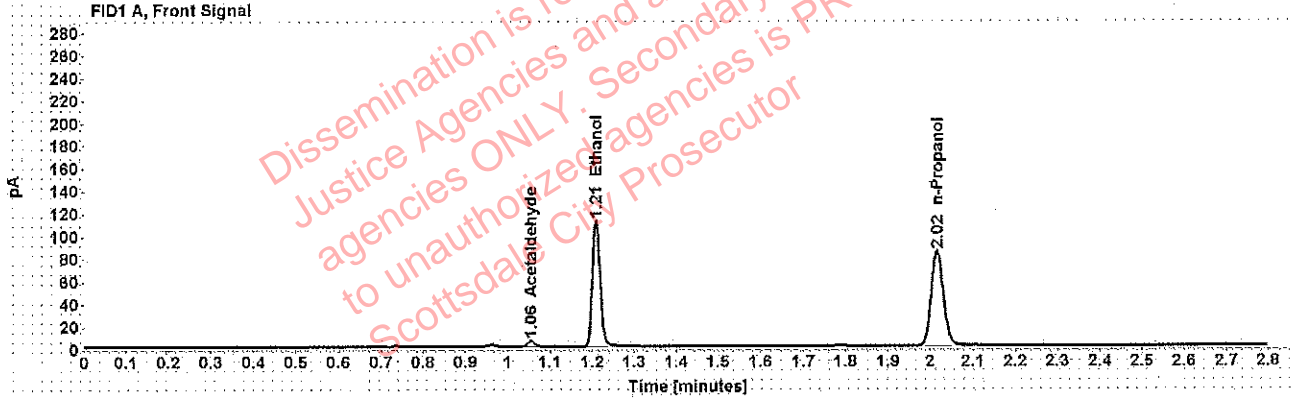


Table 1: FID 1 A (column DB-ALC1)

Compound	Amount (g/100mL)	Time (min)	Peak Area
Acetaldehyde	-----	1.055	5.119
>Ethanol	0.2232	1.209	141,893
n-Propanol	-----	2.016	167,253

Table 2: FID 2 B (column DB-ALC2)

Compound	Time (min)	Peak Area
Acetaldehyde	0.994	6.699
Ethanol	1.375	177,244
n-Propanol	2.471	205,195

Adrian, William - (18-Apr-2019)

Case: User: wadrian 4/18/2019

Scottsdale Police Department Crime Lab Volatiles Analysis

Sample:		Item number:	1263401
Injection date:	4/17/2019 7:51:30 PM	Vial:	60
Method:	ethanol quant.M	Sequence:	17Apr19
Instrument:	US14173023 CN14160045	Analyst:	Adrian
Data file:	C:\Chem32\1\Data\17Apr19\60.D		

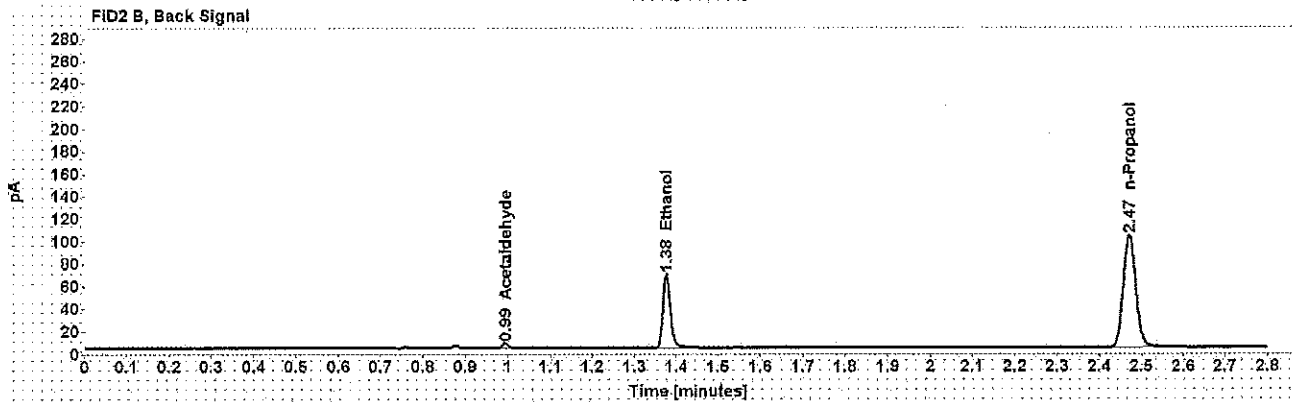
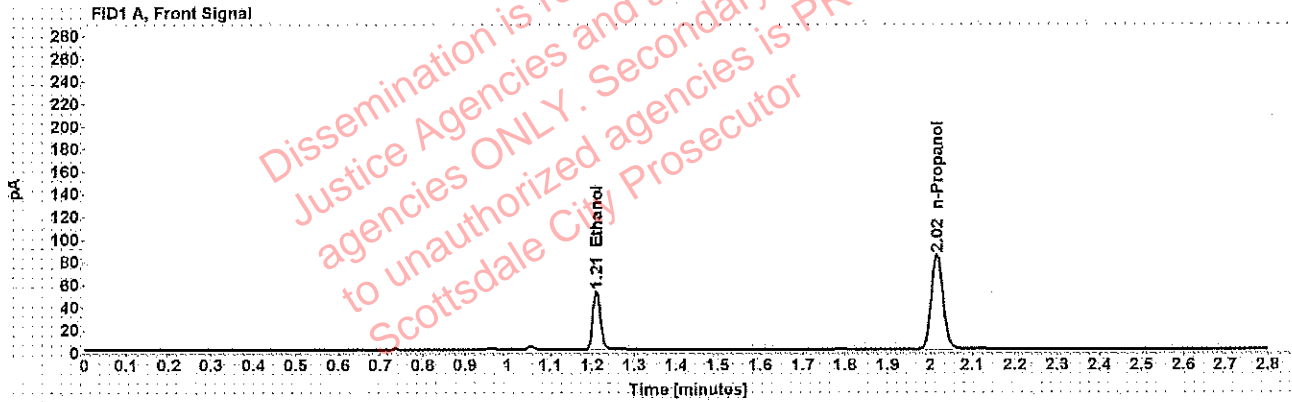


Table 1: FID 1 A (column DB-ALC1)

Compound	Amount (g/100mL)	Time (min)	Peak Area
>Ethanol	0.1051	1.210	66.116
n-Propanol	-----	2.016	166.702

Table 2: FID 2 B (column DB-ALC2)

Compound	Time (min)	Peak Area
Acetaldehyde	0.994	4.044
Ethanol	1.376	81.785
n-Propanol	2.471	203.551

Scottsdale Police Department Crime Lab Volatiles Analysis

Sample:	[REDACTED]	Item number:	1263401
Injection date:	4/17/2019 7:55:45 PM	Vial:	61
Method:	ethanol quant.M	Sequence:	17Apr19
Instrument:	US14173023 CN14160045	Analyst:	Adrian
Data file:	C:\Chem32\11\Data\17Apr19\61.D		

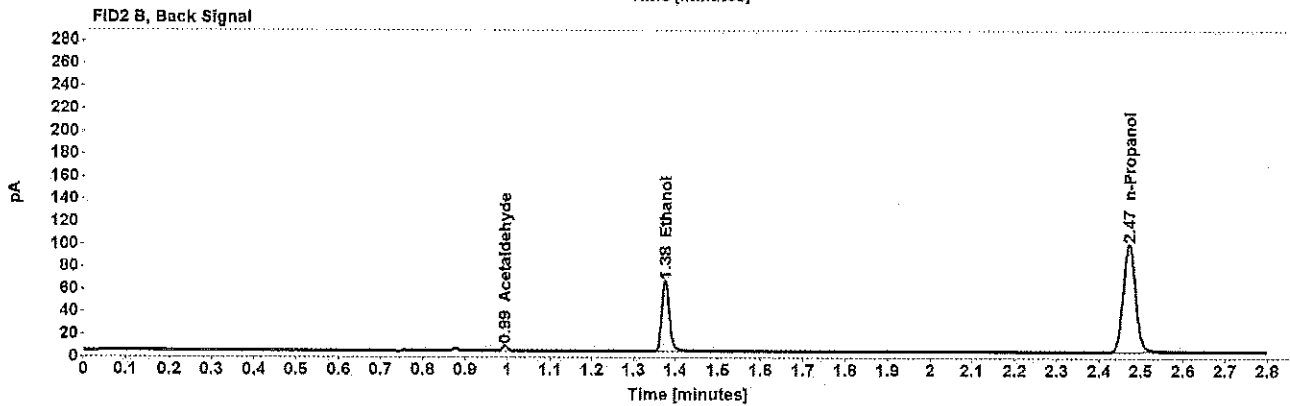
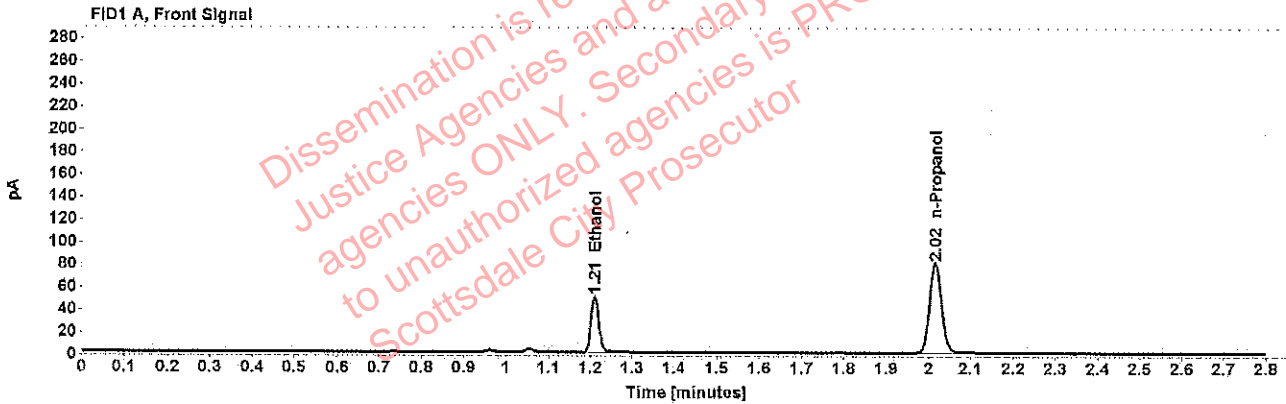


Table 1: FID 1 A (column DB-ALC1)

Compound	Amount (g/100mL)	Time (min)	Peak Area
>Ethanol	0.1056	1.210	63.912
n-Propanol	-----	2.016	160.433

Table 2: FID 2 B (column DB-ALC2)

Compound	Time (min)	Peak Area
Acetaldehyde	0.993	4.253
Ethanol	1.376	78.979
n-Propanol	2.471	195.769