

# SCOTTSDALE POLICE DEPARTMENT CRIME LABORATORY BLOOD ALCOHOL FACE SHEET

ANALYSIS DATE 09/23/19 SEQUENCE NAME 23Sept19

**EQUIPMENT**

Pipettor  Hamilton ML600EH7497  Hamilton ML600GJ10749  
 Gas Chromatograph  Agilent US14173023

**INSTRUMENT CALIBRATION**

Vial 1 0.02 calibrator Lot FN03241604 Coefficient of determination (r<sup>2</sup>)  
 Vial 2 0.10 calibrator Lot FN02271802 0.99997  
 Vial 3 0.20 calibrator Lot FN06231704  
 Vial 4 0.40 calibrator Lot FN05131606

**CALIBRATION VERIFICATION AND RESOLUTION TEST**

Vial	Sample	Expected result	Measured result	Manufacturer/lot
5	blank	Not detected	Not detected	SPD lab 061219
6	Volatiles mixture	6 compounds	6 compounds	SPD lab 070819
7	Aqueous control	0.400 g/dL	0.403 g/dL	Lipomed 08012015-C
8	Aqueous control	0.040 g/dL	0.039 g/dL	Lipomed 09022015-A
9	Blood control	0.198 g/dL	0.199 g/dL	ACQ 407041529/13
20	Aqueous control	0.080 g/dL	0.080 g/dL	Lipomed 03102016-A/1
31	Aqueous control	0.150 g/dL	0.152 g/dL	Lipomed 09022015-C
42	Blood control	0.198 g/dL	0.200 g/dL	ACQ 407041529/13
53	Aqueous control	0.080 g/dL	0.081 g/dL	Lipomed 03102016-A/1
64	Aqueous control	0.400 g/dL	0.412 g/dL	Lipomed 08012015-C
65	Aqueous control	0.040 g/dL	0.039 g/dL	Lipomed 09022015-A
66	Blood control	0.198 g/dL	0.201 g/dL	ACQ 407041529/13
67	blank	Not detected	Not detected	SPD Lab 040919WB

**SUBJECT SAMPLES**

Subjects in the sequence 25 Subjects requiring reanalysis 0

ADDITIONAL NOTES: Changed last name for one subject from Valerio Polewytewa to Polewytewa Valerio.

Run valid   
 Run invalid  KOSECKI 9/24/19  
 Analyst

Run valid   
 Run invalid  M. Raines B1466 9/26/19  
 Technical Reviewer

# Scottsdale Police Department Crime Laboratory Sequence Quality Assurance Summary

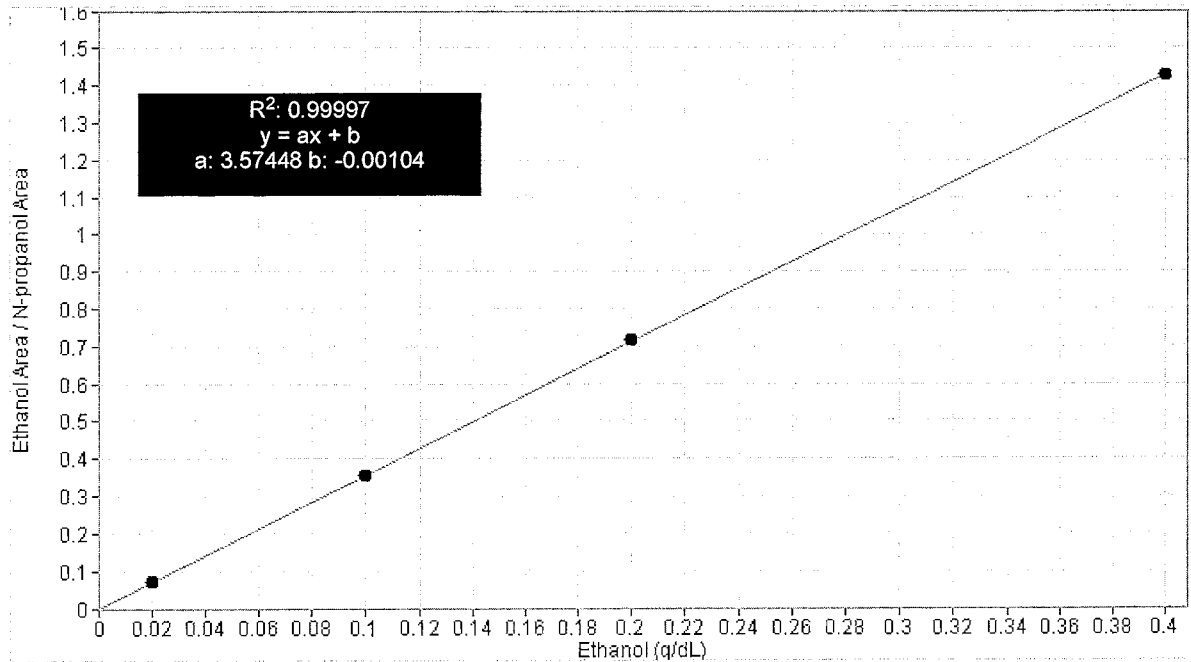
SEQUENCE NAME: 23Sept19

ANALYST: Kosecki *AK*

Sample Name	Vial	Measured Value (g/dL)	Expected Value (g/dL)	Percent Difference	Absolute Difference (g/dL)
blank 080519	5	negative	negative	-	-
0.400 08012015-C	7	0.403	0.400	0.75	0.003
0.040 09022015-A	8	0.039	0.040	2.50	-0.001
0.198 407041529/13	9	0.199	0.198	0.51	0.001
0.080 03102016-A/1	20	0.080	0.080	0.00	0.000
0.150 09022015-C	31	0.152	0.150	1.33	0.002
0.198 407041529/13	42	0.200	0.198	1.01	0.002
0.080 03102016-A/1	53	0.081	0.080	1.25	0.001
0.40 08012015-C	64	0.412	0.400	3.00	0.012
0.04 09022015-A	65	0.039	0.040	2.50	-0.001
0.198 407041529/13	66	0.201	0.198	1.52	0.003
blank 040919WB	67	negative	negative	-	-

Calibrator	Ethanol Area	N-propanol Area	Ratio
0.020	11.804	171.076	0.069
0.100	60.449	170.228	0.355
0.200	120.884	168.227	0.719
0.400	242.780	170.157	1.427

### Calibration Line



# Scottsdale Police Department Crime Lab Volatiles Analysis

Sample: FN03241604	Vial: 1
Description: 0.020 calibrator	Sequence: 23Sept19
Method: ethanol quant.M	Injection date: 9/23/2019 1:22:18 PM
Instrument: US14173023 CN14160045	Analyst: Kosecki <b>AK</b>
Data file: C:\Chem32\1\Data\23Sept19\1.D	

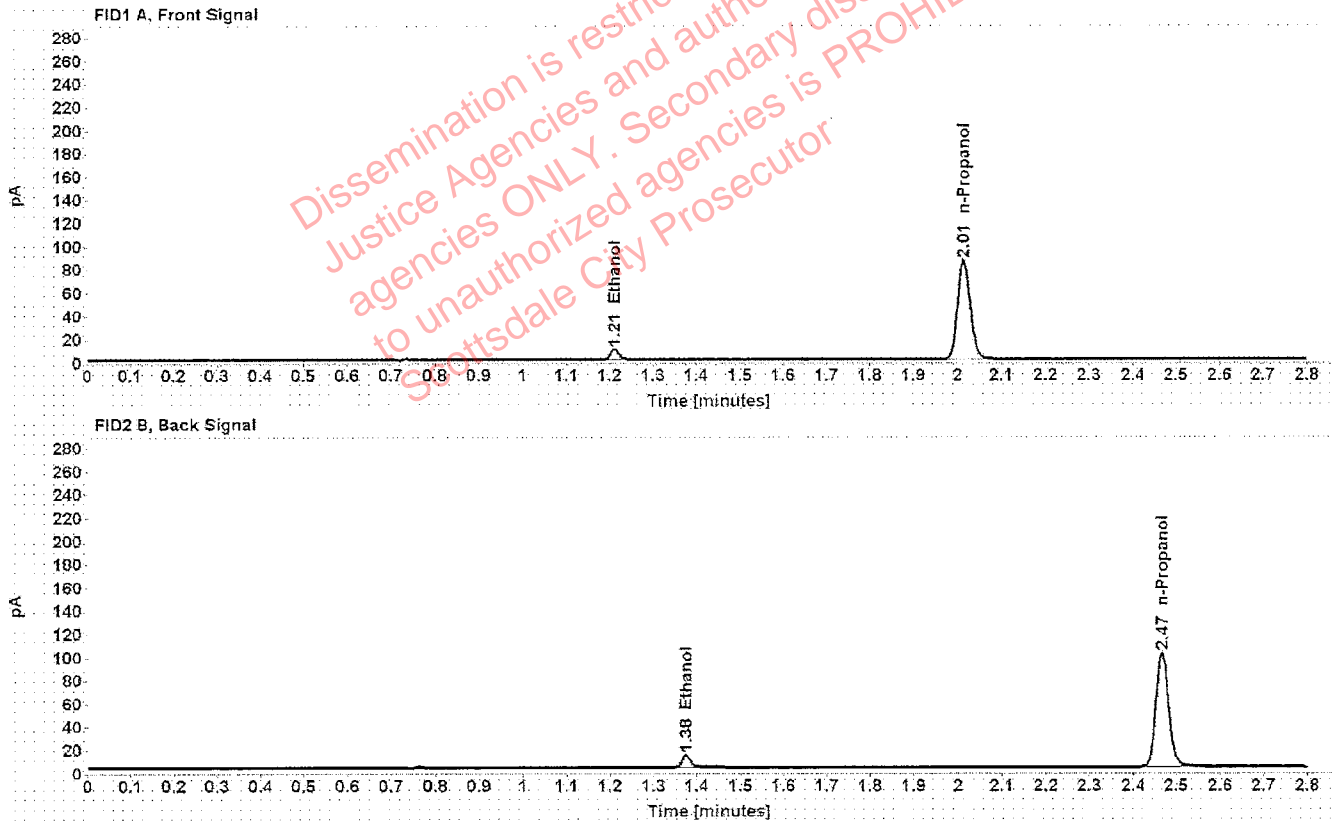


Table 1: FID 1 A (column DB-ALC1)

Compound	Time (min)	Peak Area
Ethanol	1.211	11.804
n-Propanol	2.014	171.076

Table 2: FID 2 B (column DB-ALC2)

Compound	Time (min)	Peak Area
Ethanol	1.375	14.336
n-Propanol	2.467	202.757

# Scottsdale Police Department Crime Lab Volatiles Analysis

Sample: FN02271802	Vial: 2
Description: 0.100 calibrator	Sequence: 23Sept19
Method: ethanol quant.M	Injection date: 9/23/2019 1:26:17 PM
Instrument: US14173023 CN14160045	Analyst: Kosecki <b>AK</b>
Data file: C:\Chem32\1\Data\23Sept19\2.D	

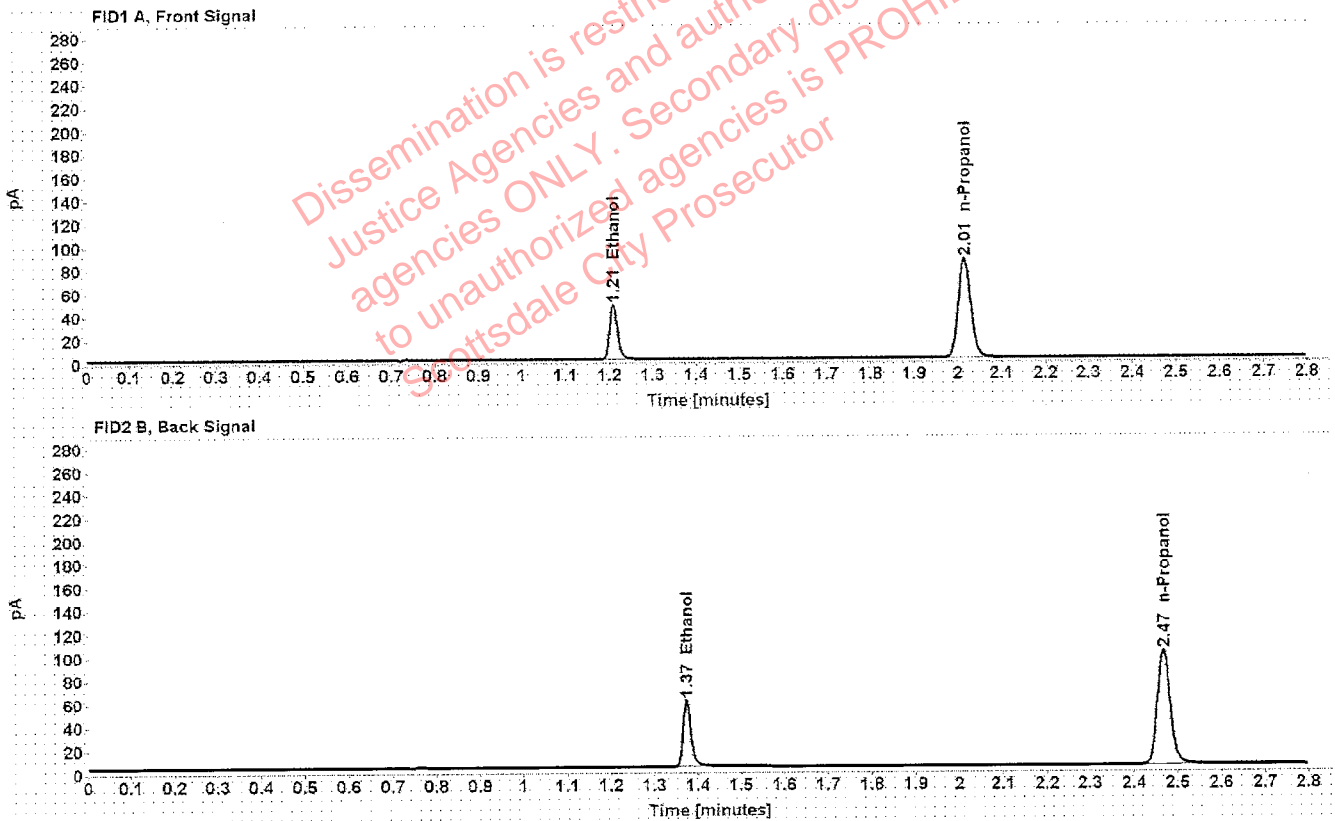


Table 1: FID 1 A (column DB-ALC1)

Compound	Time (min)	Peak Area
Ethanol	1.209	60.449
n-Propanol	2.014	170.228

Table 2: FID 2 B (column DB-ALC2)

Compound	Time (min)	Peak Area
Ethanol	1.374	73.547
n-Propanol	2.468	202.519

# Scottsdale Police Department Crime Lab Volatiles Analysis

<b>Sample:</b> FN06231704	<b>Vial:</b> 3
<b>Description:</b> 0.200 calibrator	<b>Sequence:</b> 23Sept19
<b>Method:</b> ethanol quant.M	<b>Injection date:</b> 9/23/2019 1:30:17 PM
<b>Instrument:</b> US14173023 CN14160045	<b>Analyst:</b> Kosecki <i>AK</i>
<b>Data file:</b> C:\Chem321\1\Data\23Sept19\3.D	

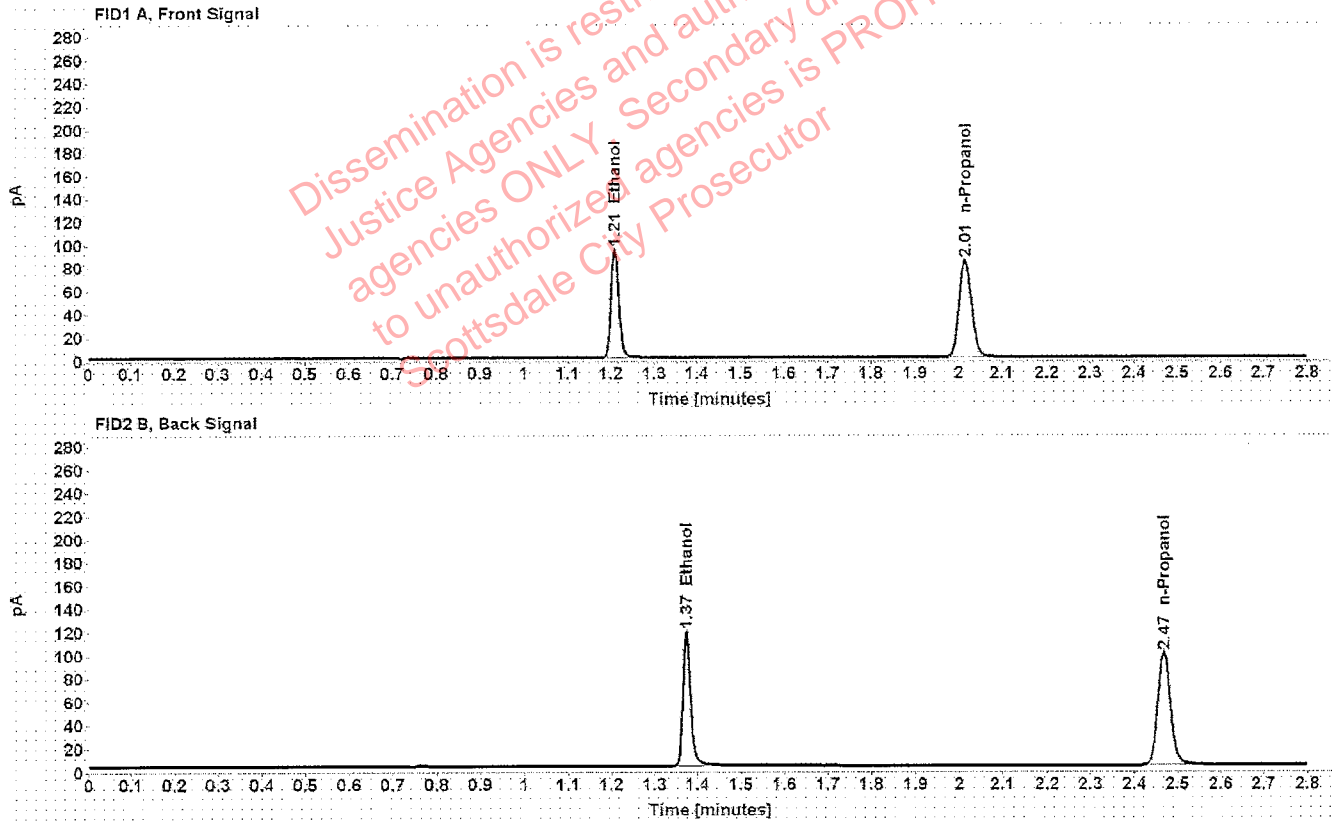


Table 1: FID 1 A (column DB-ALC1)

Compound	Time (min)	Peak Area
Ethanol	1.209	120.884
n-Propanol	2.015	168.227

Table 2: FID 2 B (column DB-ALC2)

Compound	Time (min)	Peak Area
Ethanol	1.374	148.190
n-Propanol	2.468	200.703

# Scottsdale Police Department Crime Lab Volatiles Analysis

Sample: FN05131606	Vial: 4
Description: 0.400 calibrator	Sequence: 23Sept19
Method: ethanol quant.M	Injection date: 9/23/2019 1:34:17 PM
Instrument: US14173023 CN14160045	Analyst: Kosecki <b>A</b>
Data file: C:\Chem32\1\Data\23Sept19\4.D	

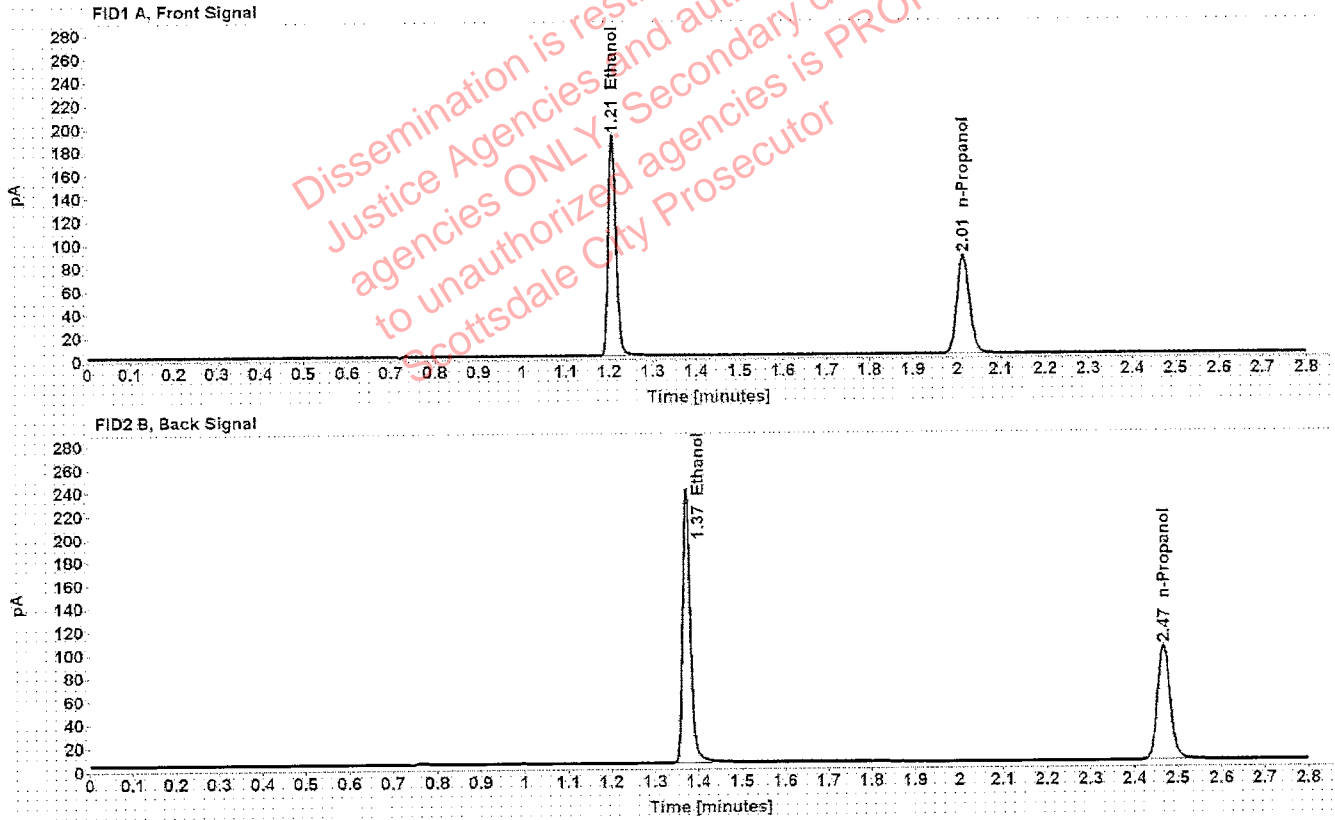


Table 1: FID 1 A (column DB-ALC1)

Compound	Time (min)	Peak Area
Ethanol	1.207	242.780
n-Propanol	2.014	170.157

Table 2: FID 2 B (column DB-ALC2)

Compound	Time (min)	Peak Area
Ethanol	1.373	299.974
n-Propanol	2.467	203.558

# Scottsdale Police Department Crime Lab Volatiles Analysis

Sample: 080519	Vial: 5
Description: Negative	LIMS ID:
Method: ethanol quant.M	Sequence: 23Sept19
Instrument: US14173023 CN14160045	Injection date: 9/23/2019 1:38:17 PM
Data file: C:\Chem32\1\Data\23Sept19\5.D	Analyst: Kosecki <span style="float: right;">AK</span>

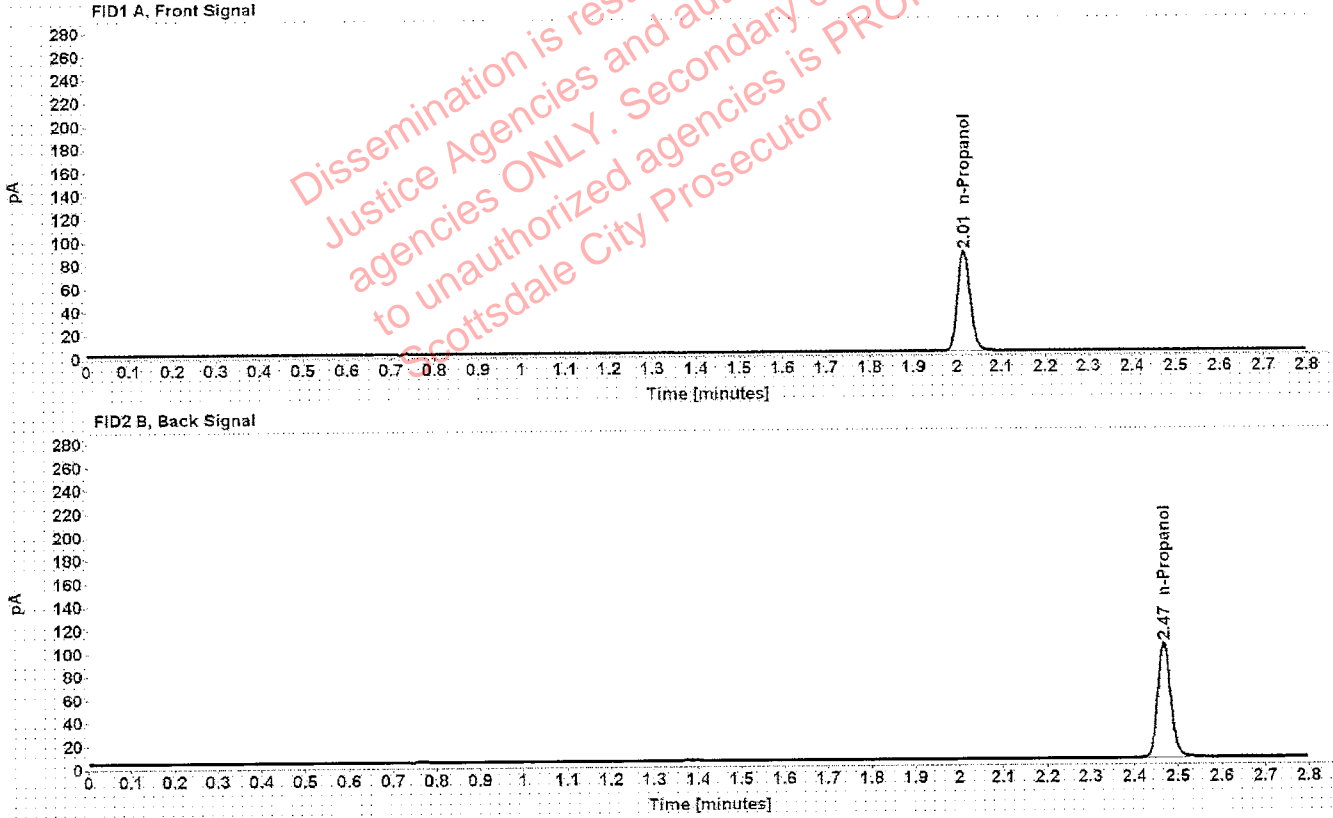


Table 1: FID 1 A (column DB-ALC1)

Compound	Amount (g/100mL)	Time (min)	Peak Area
n-Propanol	-----	2.015	172.021

Table 2: FID 2 B (column DB-ALC2)

Compound	Time (min)	Peak Area
n-Propanol	2.468	205.161

# Scottsdale Police Department Crime Lab Volatiles Analysis

<b>Sample:</b> 070819	<b>Vial:</b> 6
<b>Description:</b> Volatiles mix	<b>LIMS ID:</b>
<b>Method:</b> ethanol quant.M	<b>Sequence:</b> 23Sept19
<b>Instrument:</b> US14173023 CN14160045	<b>Injection date:</b> 9/23/2019 1:42:18 PM
<b>Data file:</b> C:\Chem32\1\Data\23Sept19\6.D	<b>Analyst:</b> Kosecki <i>AK</i>

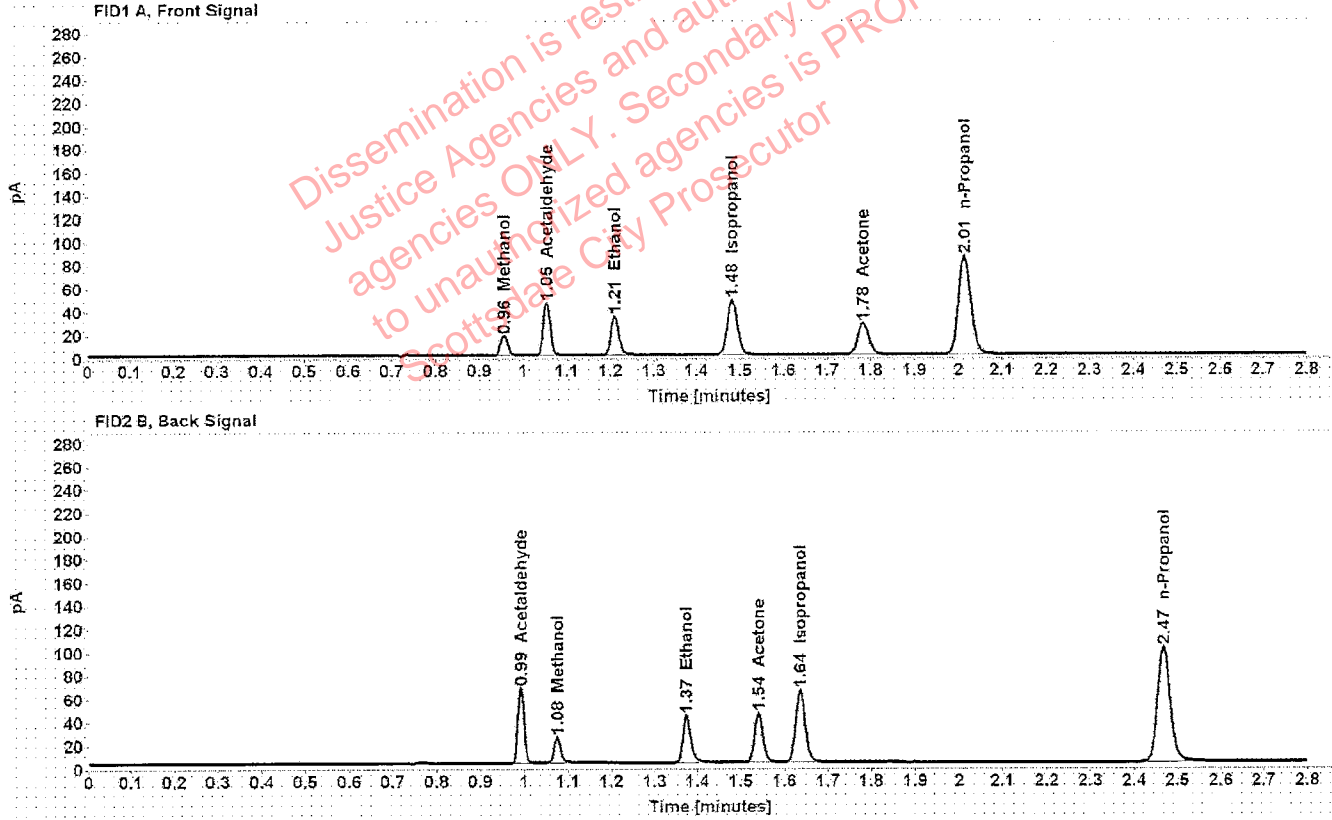


Table 1: FID 1 A (column DB-ALC1)

Compound	Amount (g/100mL)	Time (min)	Peak Area
Methanol	-----	0.956	19.111
Acetaldehyde	-----	1.054	50.046
>Ethanol	0.0717	1.210	43.366
Isopropanol	-----	1.483	76.590
Acetone	-----	1.783	47.436
n-Propanol	-----	2.014	169.947

Table 2: FID 2 B (column DB-ALC2)

Compound	Time (min)	Peak Area
Acetaldehyde	0.992	64.299
Methanol	1.076	24.315
Ethanol	1.375	52.830
Acetone	1.541	57.014
Isopropanol	1.636	95.858
n-Propanol	2.468	203.617



# Scottsdale Police Department Crime Lab Volatiles Analysis

Sample: 08012015-C	Vial: 7
Description: 0.400	LIMS ID:
Method: ethanol quant.M	Sequence: 23Sept19
Instrument: US14173023 CN14160045	Injection date: 9/23/2019 1:46:32 PM
Data file: C:\Chem32\1\Data\23Sept19\7.D	Analyst: Kosecki <span style="float: right;">K</span>

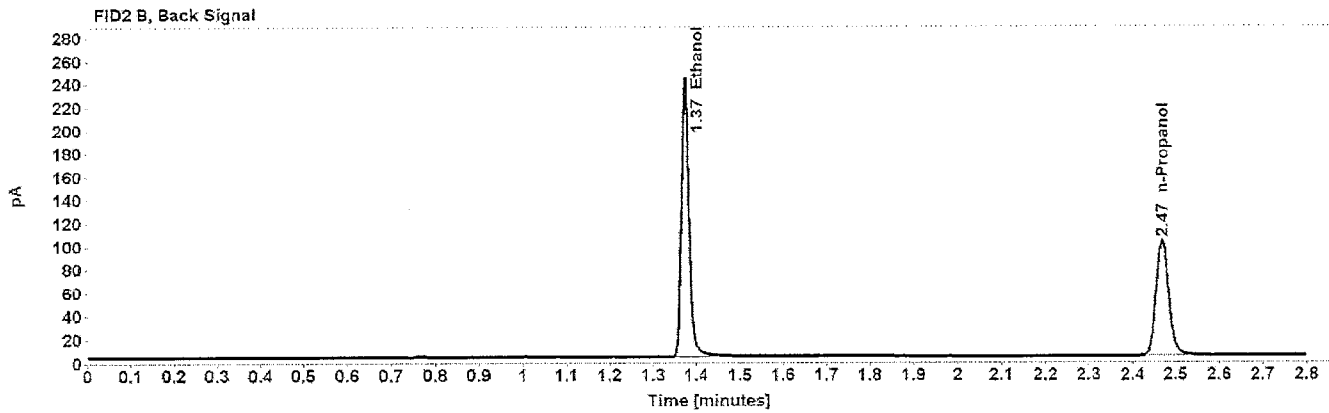
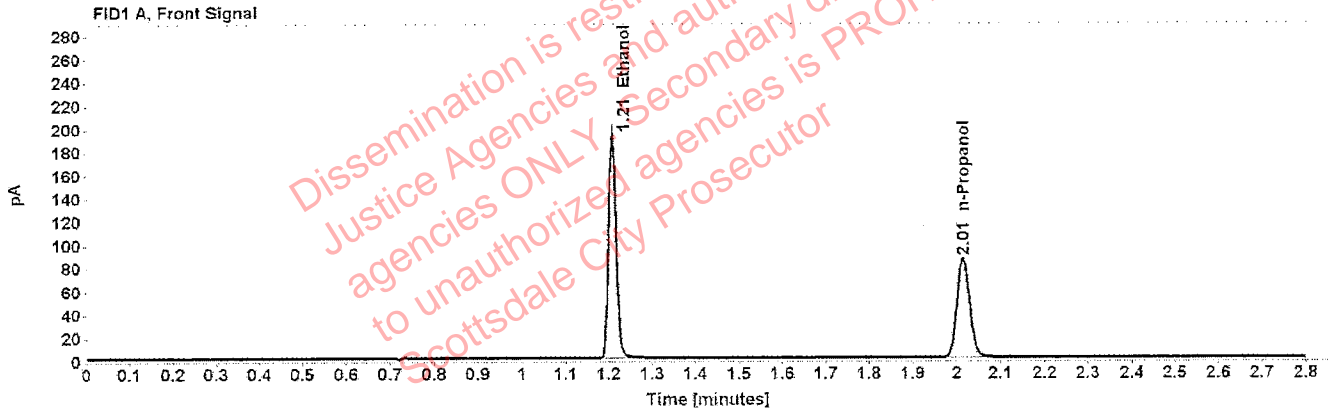


Table 1: FID 1 A (column DB-ALC1)

Compound	Amount (g/100mL)	Time (min)	Peak Area
>Ethanol	0.4035	1.208	247.349
n-Propanol	-----	2.015	171.634

Table 2: FID 2 B (column DB-ALC2)

Compound	Time (min)	Peak Area
Ethanol	1.374	305.226
n-Propanol	2.468	205.665

# Scottsdale Police Department Crime Lab Volatiles Analysis

Sample: 09022015-A	Vial: 8
Description: 0.040	LIMS ID:
Method: ethanol quant.M	Sequence: 23Sept19
Instrument: US14173023 CN14160045	Injection date: 9/23/2019 1:50:33 PM
Data file: C:\Chem32\1\Data\23Sept19\8.D	Analyst: Kosecki <i>AK</i>

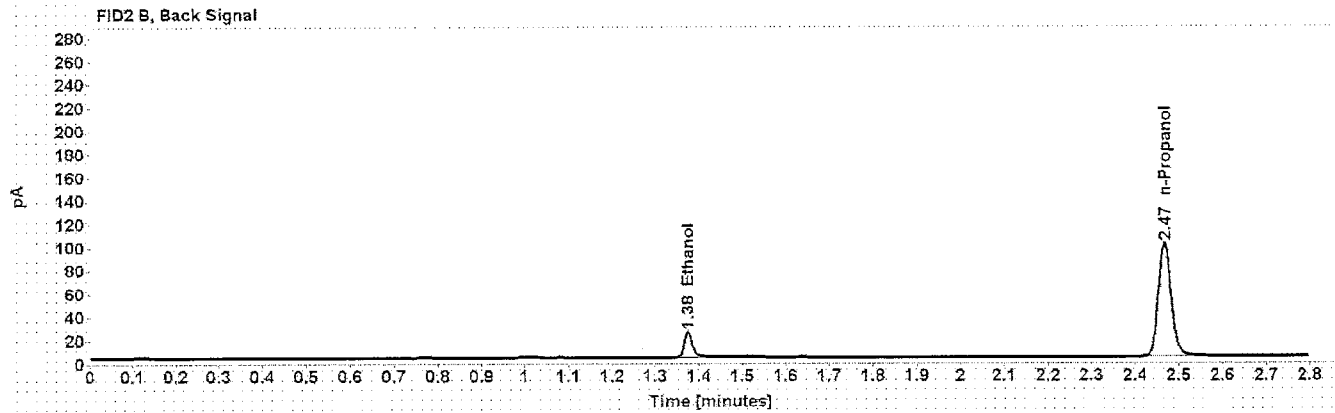
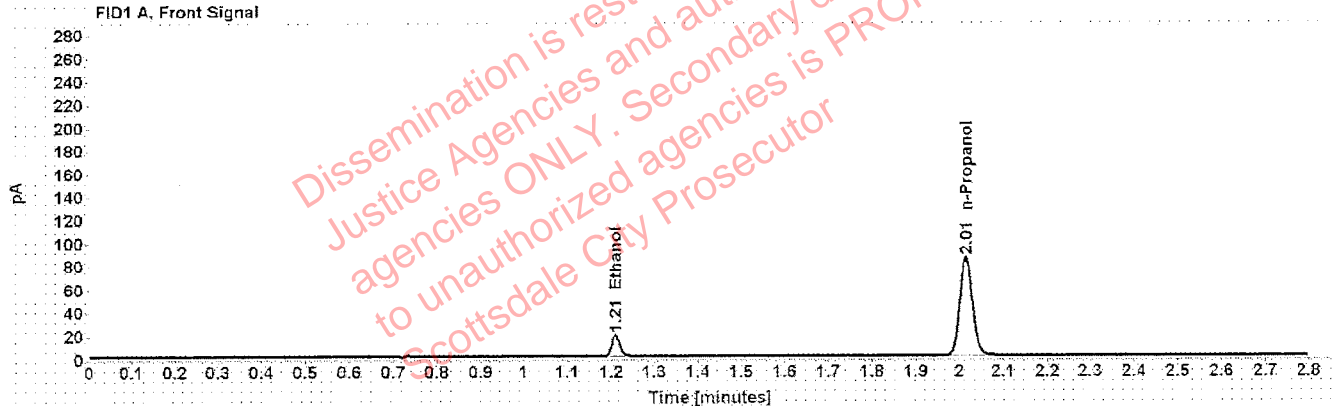


Table 1: FID 1 A (column DB-ALC1)

Compound	Amount (g/100mL)	Time (min)	Peak Area
>Ethanol	0.0394	1.210	23.646
n-Propanol	-----	2.014	169.221

Table 2: FID 2 B (column DB-ALC2)

Compound	Time (min)	Peak Area
Ethanol	1.375	28.712
n-Propanol	2.468	201.536

# Scottsdale Police Department Crime Lab Volatiles Analysis

Sample: 407041529/13	Vial: 9
Description: 0.198	LIMS ID:
Method: ethanol quant.M	Sequence: 23Sept19
Instrument: US14173023 CN14160045	Injection date: 9/23/2019 1:54:33 PM
Data file: C:\Chem32\1\Data\23Sept19\9.D	Analyst: Kosecki <i>K</i>

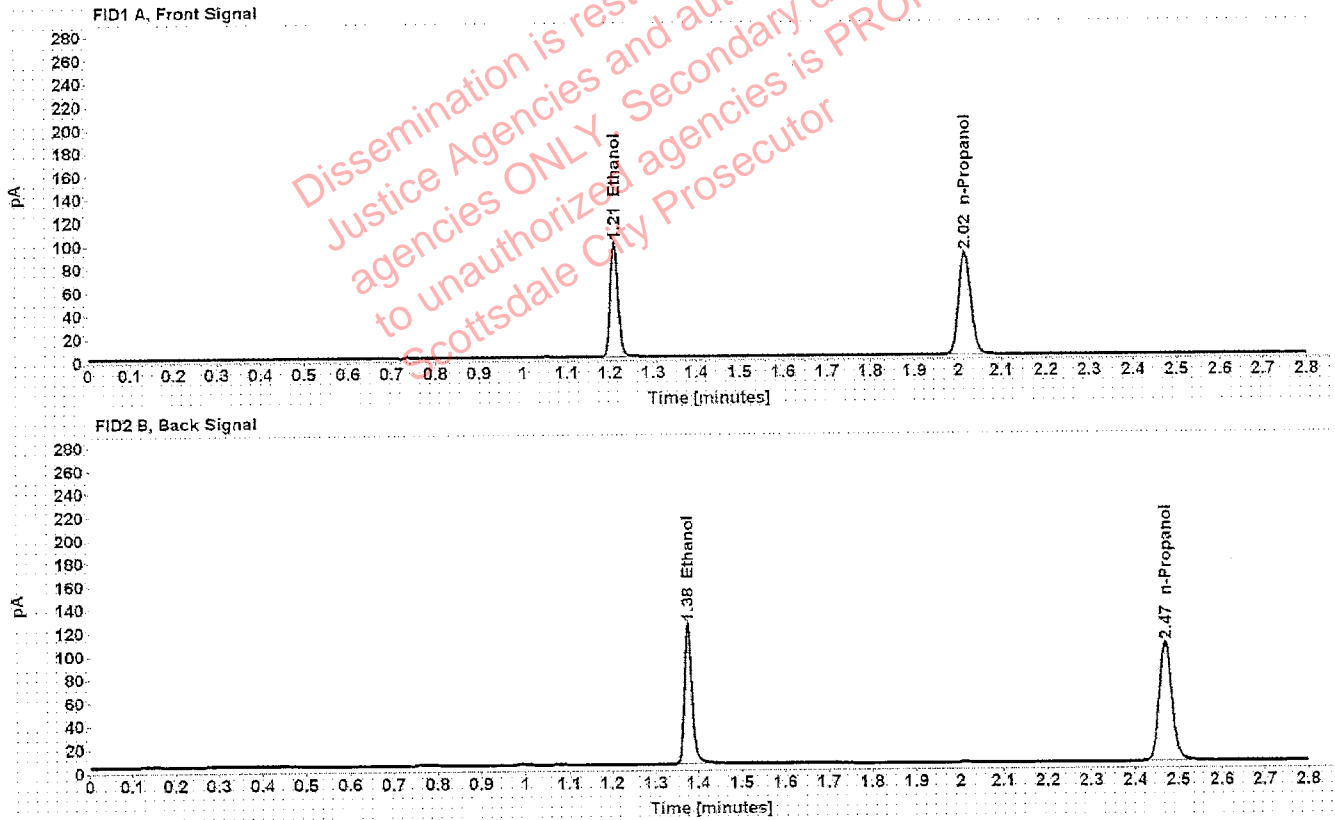


Table 1: FID 1 A (column DB-ALC1)

Compound	Amount (g/100mL)	Time (min)	Peak Area
>Ethanol	0.1998	1.209	125.916
n-Propanol	-----	2.015	176.594

Table 2: FID 2 B (column DB-ALC2)

Compound	Time (min)	Peak Area
Ethanol	1.375	154.620
n-Propanol	2.469	211.135

# Scottsdale Police Department Crime Lab Volatiles Analysis

Sample: 03102016-A/1	Vial: 20
Description: 0.080	LIMS ID:
Method: ethanol quant.M	Sequence: 23Sept19
Instrument: US14173023 CN14160045	Injection date: 9/23/2019 2:39:02 PM
Data file: C:\Chem32\1\Data\23Sept19\20.D	Analyst: Kosecki <i>AK</i>

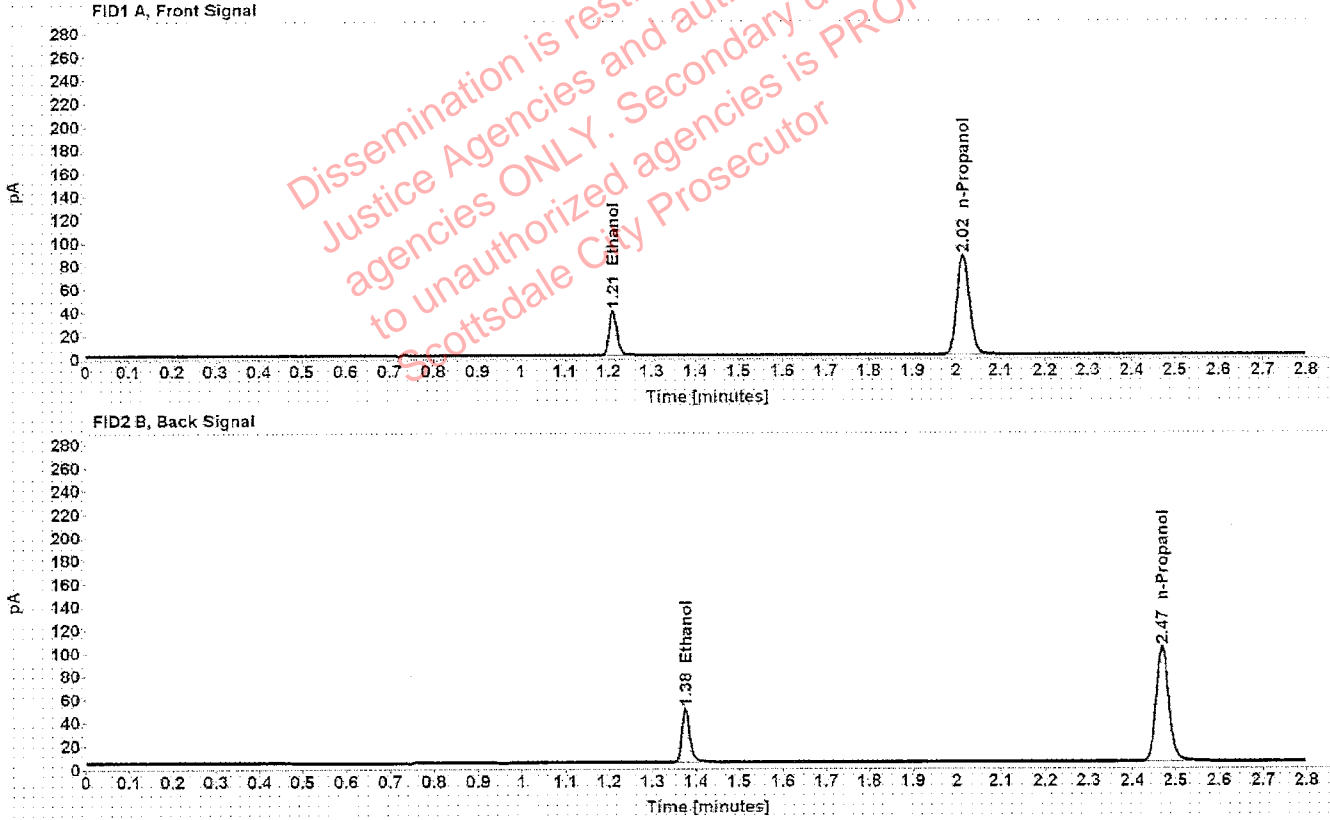


Table 1: FID 1 A (column DB-ALC1)

Compound	Amount (g/100mL)	Time (min)	Peak Area
>Ethanol	0.0804	1.210	49.162
n-Propanol	-----	2.015	171.647

Table 2: FID 2 B (column DB-ALC2)

Compound	Time (min)	Peak Area
Ethanol	1.375	60.023
n-Propanol	2.469	205.529

# Scottsdale Police Department Crime Lab Volatiles Analysis

Sample: 09022015-C	Vial: 31
Description: 0.150	LIMS ID:
Method: ethanol quant.M	Sequence: 23Sept19
Instrument: US14173023 CN14160045	Injection date: 9/23/2019 3:23:32 PM
Data file: C:\Chem32\1\Data\23Sept19\31.D	Analyst: Kosecki <b>K</b>

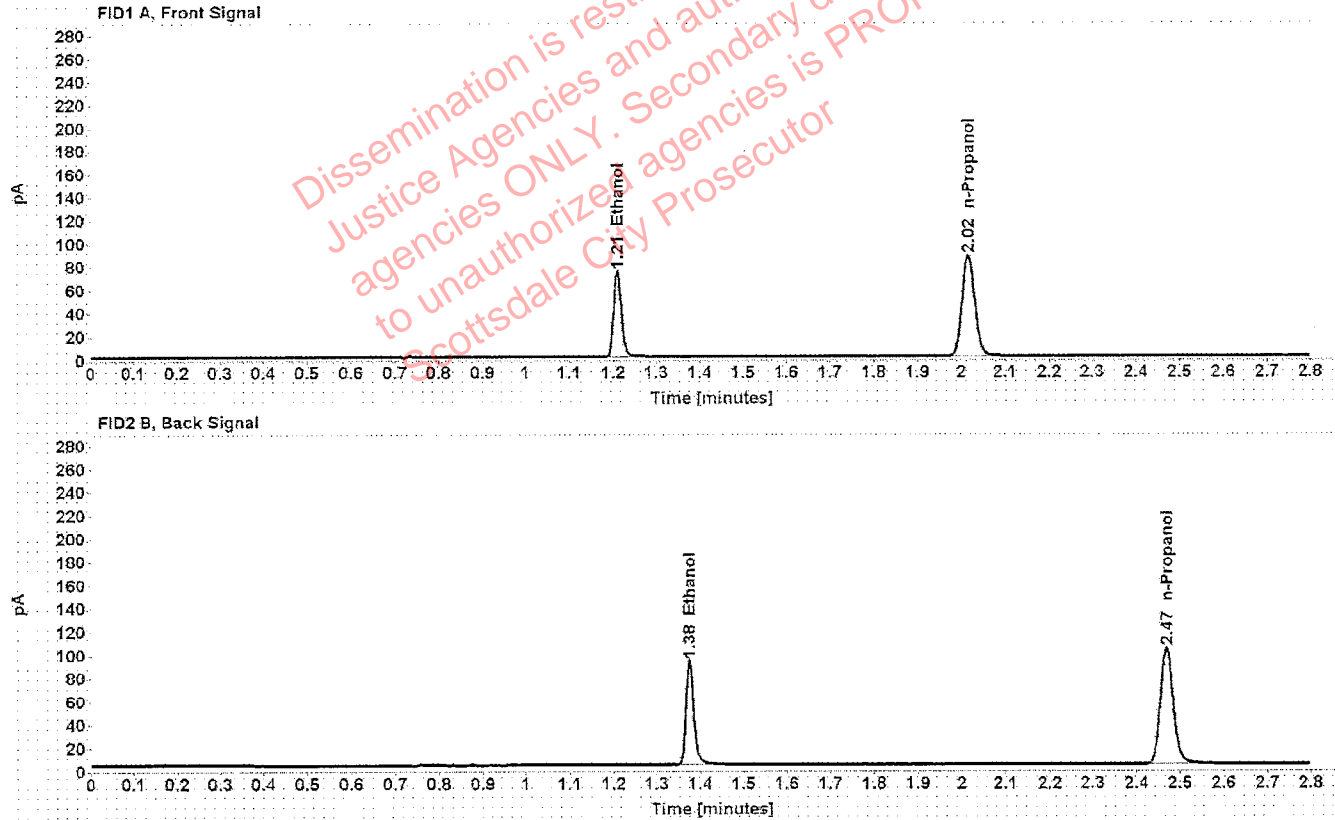


Table 1: FID 1 A (column DB-ALC1)

Compound	Amount (g/100mL)	Time (min)	Peak Area
>Ethanol	0.1528	1.209	94.360
n-Propanol	-----	2.015	173.061

Table 2: FID 2 B (column DB-ALC2)

Compound	Time (min)	Peak Area
Ethanol	1.375	115.617
n-Propanol	2.469	207.081

# Scottsdale Police Department Crime Lab Volatiles Analysis

Sample: 407041529/13	Vial: 42
Description: 0.198	LIMS ID:
Method: ethanol quant.M	Sequence: 23Sept19
Instrument: US14173023 CN14160045	Injection date: 9/23/2019 4:07:49 PM
Data file: C:\Chem32\1\Data\23Sept19\42.D	Analyst: Kosecki <i>AK</i>

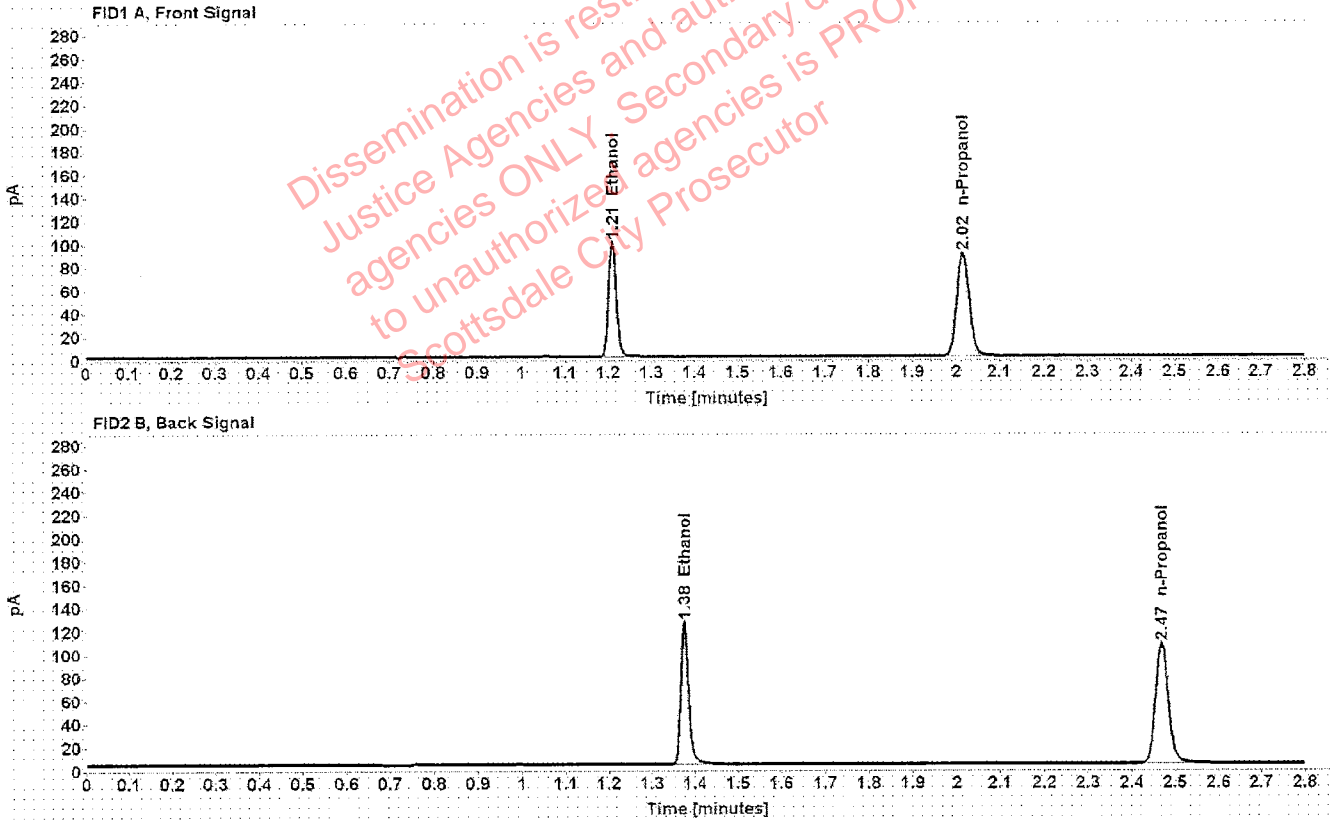


Table 1: FID 1 A (column DB-ALC1)

Compound	Amount (g/100mL)	Time (min)	Peak Area
>Ethanol	0.2003	1.209	127.819
n-Propanol	-----	2.015	178.791

Table 2: FID 2 B (column DB-ALC2)

Compound	Time (min)	Peak Area
Ethanol	1.375	157.275
n-Propanol	2.469	214.698

# Scottsdale Police Department Crime Lab Volatiles Analysis

Sample: 03102016-A/1	Vial: 53
Description: 0.080	LIMS ID:
Method: ethanol quant.M	Sequence: 23Sept19
Instrument: US14173023 CN14160045	Injection date: 9/23/2019 4:52:19 PM
Data file: C:\Chem32\1\Data\23Sept19\53.D	Analyst: Kosecki <i>K</i>

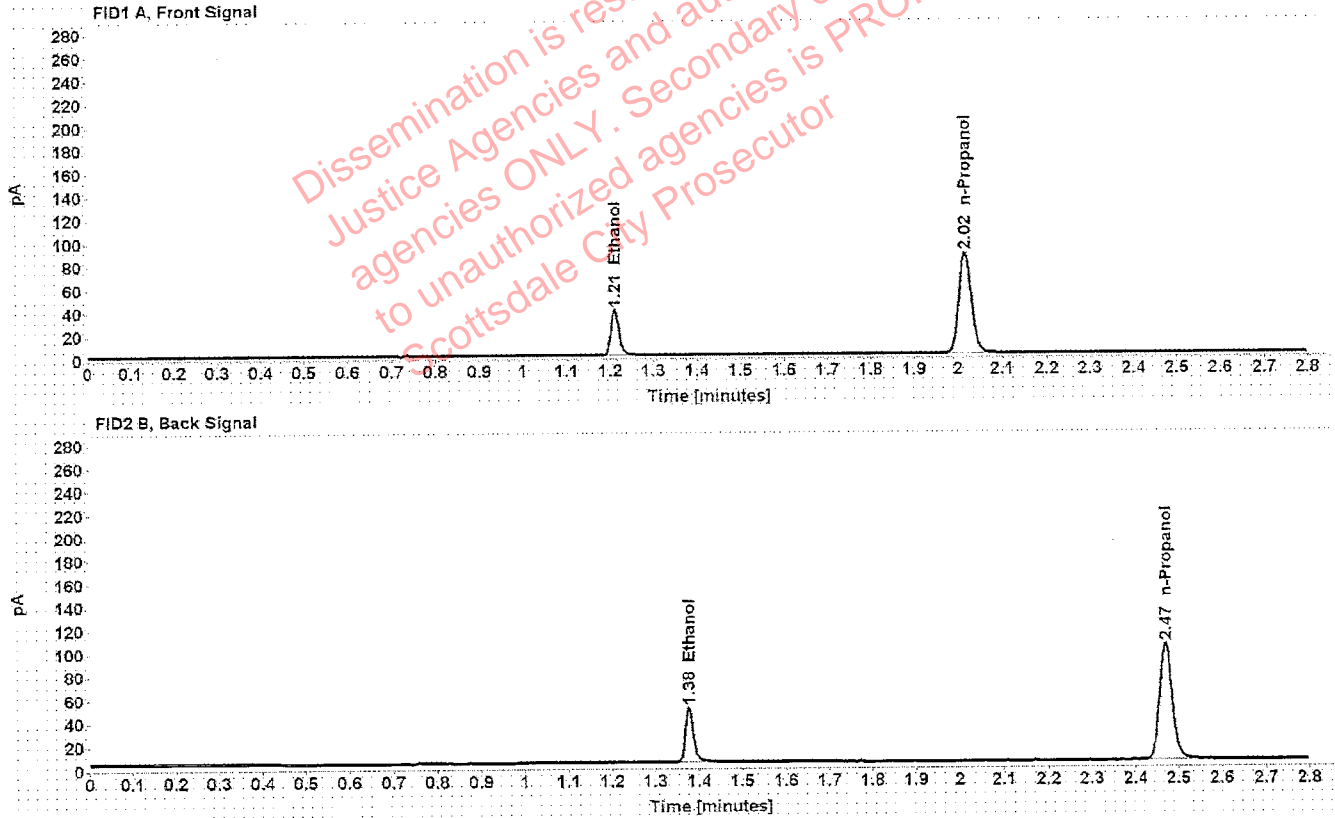


Table 1: FID 1 A (column DB-ALC1)

Compound	Amount (g/100mL)	Time (min)	Peak Area
>Ethanol	0.0812	1.211	50.011
n-Propanol	-----	2.016	172.968

Table 2: FID 2 B (column DB-ALC2)

Compound	Time (min)	Peak Area
Ethanol	1.376	61.222
n-Propanol	2.470	207.883

# Scottsdale Police Department Crime Lab Volatiles Analysis

Sample: 08012015-C	Vial: 64
Description: 0.400	LIMS ID:
Method: ethanol quant.M	Sequence: 23Sept19
Instrument: US14173023 CN14160045	Injection date: 9/23/2019 5:36:48 PM
Data file: C:\Chem32\1\Data\23Sept19\64.D	Analyst: Kosecki <b>K</b>

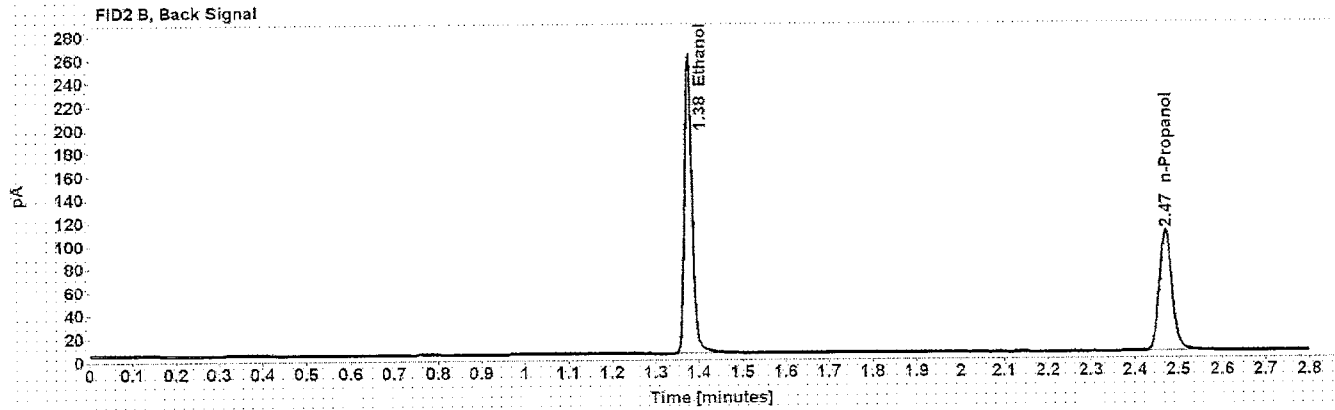
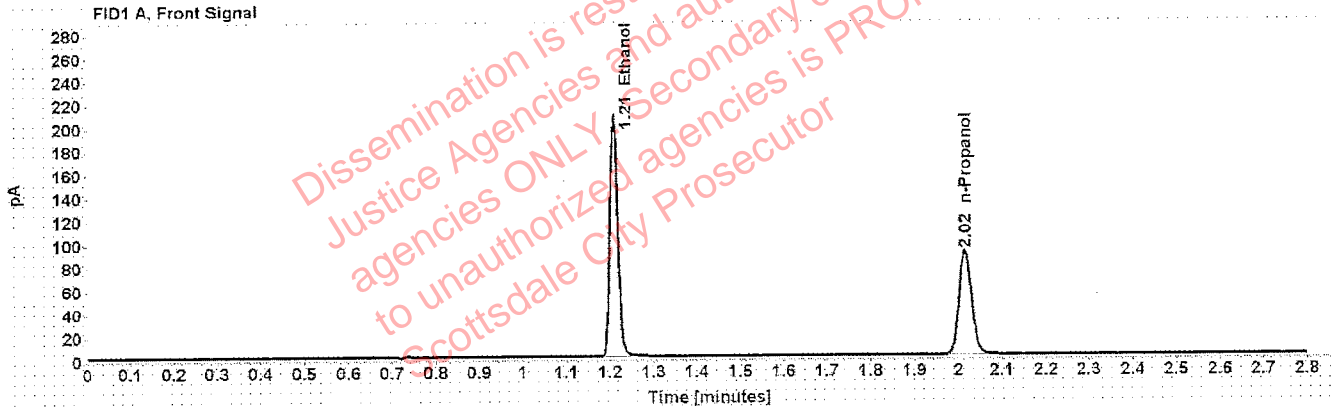


Table 1: FID 1 A (column DB-ALC1)

Compound	Amount (g/100mL)	Time (min)	Peak Area
>Ethanol	0.4122	1.209	263.676
n-Propanol	-----	2.016	179.089

Table 2: FID 2 B (column DB-ALC2)

Compound	Time (min)	Peak Area
Ethanol	1.376	326.414
n-Propanol	2.470	215.818



# Scottsdale Police Department Crime Lab Volatiles Analysis

<b>Sample:</b> 09022015-A	<b>Vial:</b> 65
<b>Description:</b> 0.040	<b>LIMS ID:</b>
<b>Method:</b> ethanol quant.M	<b>Sequence:</b> 23Sept19
<b>Instrument:</b> US14173023 CN14160045	<b>Injection date:</b> 9/23/2019 5:40:48 PM
<b>Data file:</b> C:\Chem3211\Data\23Sept19\65.D	<b>Analyst:</b> Kosecki <b>A</b>

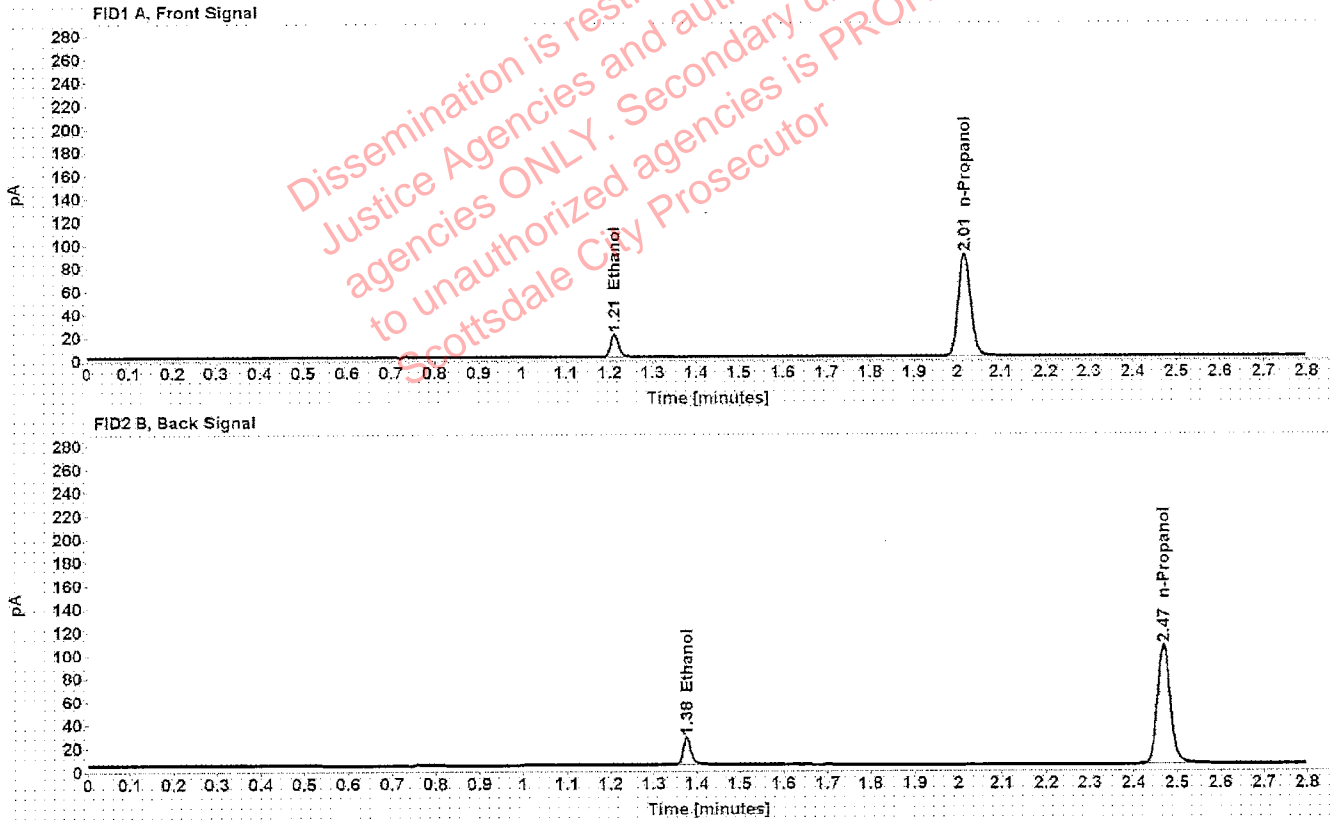


Table 1: FID 1 A (column DB-ALC1)

Compound	Amount (g/100mL)	Time (min)	Peak Area
>Ethanol	0.0397	1.211	24.903
n-Propanol	-----	2.015	176.906

Table 2: FID 2 B (column DB-ALC2)

Compound	Time (min)	Peak Area
Ethanol	1.376	30.660
n-Propanol	2.469	212.297

# Scottsdale Police Department Crime Lab Volatiles Analysis

Sample: 407041529/13	Vial: 66
Description: 0.198	LIMS ID:
Method: ethanol quant.M	Sequence: 23Sept19
Instrument: US14173023 CN14160045	Injection date: 9/23/2019 5:44:47 PM
Data file: C:\Chem32\1\Data\23Sept19\66.D	Analyst: Kosecki <i>K</i>

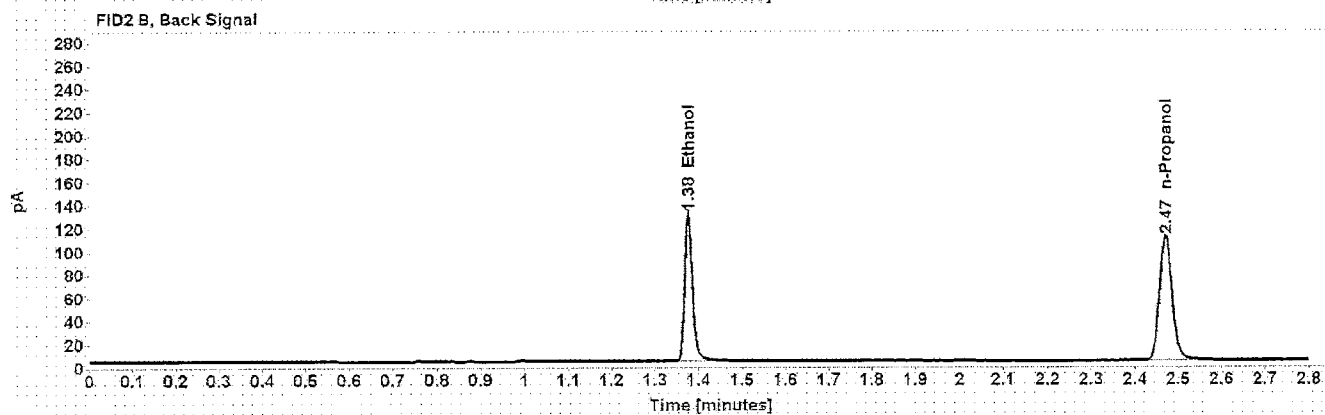
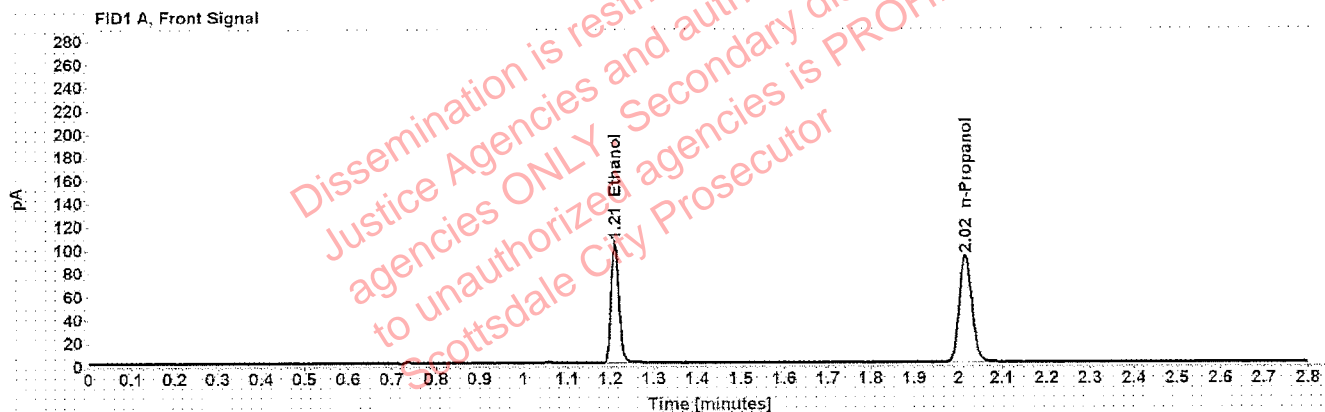


Table 1: FID 1 A (column DB-ALC1)

Compound	Amount (g/100mL)	Time (min)	Peak Area
>Ethanol	0.2018	1.210	132.832
n-Propanol	-----	2.016	184.392

Table 2: FID 2 B (column DB-ALC2)

Compound	Time (min)	Peak Area
Ethanol	1.377	163.348
n-Propanol	2.471	222.067

# Scottsdale Police Department Crime Lab Volatiles Analysis

<b>Sample:</b> 040919WB	<b>Vial:</b> 67
<b>Description:</b> Negative	<b>LIMS ID:</b>
<b>Method:</b> ethanol quant.M	<b>Sequence:</b> 23Sept19
<b>Instrument:</b> US14173023 CN14160045	<b>Injection date:</b> 9/23/2019 5:49:02 PM
<b>Data file:</b> C:\Chem3211\Data\23Sept19\67.D	<b>Analyst:</b> Kosecki <i>K</i>

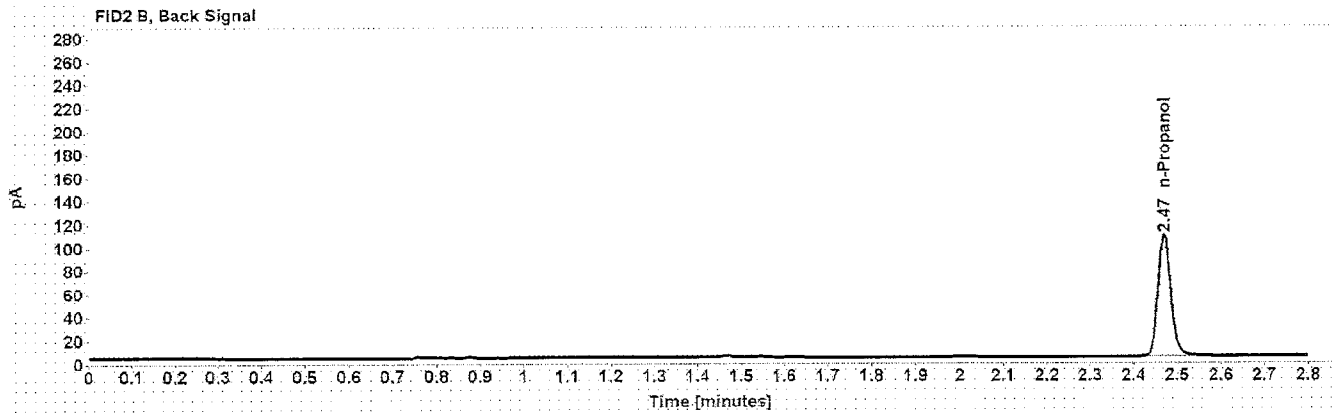
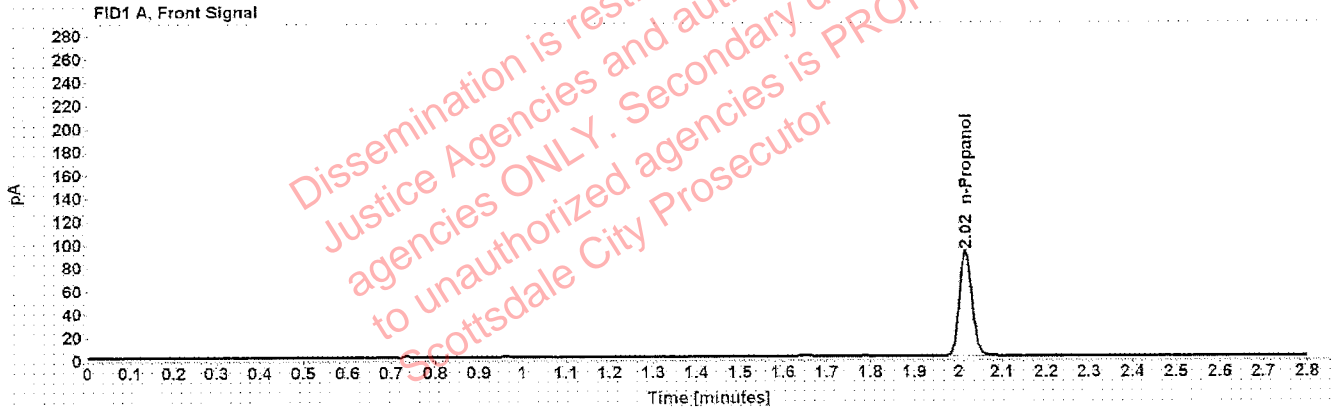


Table 1: FID 1 A (column DB-ALC1)

Compound	Amount (g/100mL)	Time (min)	Peak Area
n-Propanol	-----	2.016	180.677

Table 2: FID 2 B (column DB-ALC2)

Compound	Time (min)	Peak Area
n-Propanol	2.470	216.960

# Sequence Summary

**Sequence name:** 23Sept19      **Instrument:** US14173023 CN14160045      **Analyst:** Kosecki

Vial	Sample	Description	Type	LIMS ID	Method
1	FN03241604	0.020 calibrator	Calibration		ethanol quant.M
2	FN02271802	0.100 calibrator	Calibration		ethanol quant.M
3	FN06231704	0.200 calibrator	Calibration		ethanol quant.M
4	FN05131606	0.400 calibrator	Calibration		ethanol quant.M
5	080519	Negative	Control		ethanol quant.M
6	070819	Volatiles mix	Control		ethanol quant.M
7	08012015-C	0.400	Control		ethanol quant.M
8	09022015-A	0.040	Control		ethanol quant.M
9	407041529/13	0.198	Control		ethanol quant.M
10	1200449		Sample		ethanol quant.M
11	1200449		Sample		ethanol quant.M
12	1213733		Sample		ethanol quant.M
13	1213733		Sample		ethanol quant.M
14	1226235		Sample		ethanol quant.M
15	1226235		Sample		ethanol quant.M
16	1237431		Sample		ethanol quant.M
17	1237431		Sample		ethanol quant.M
18	1260876		Sample		ethanol quant.M
19	1260876		Sample		ethanol quant.M
20	03102016-A/1	0.080	Control		ethanol quant.M
21	1242246		Sample		ethanol quant.M
22	1242246		Sample		ethanol quant.M
23	1288125		Sample		ethanol quant.M
24	1288125		Sample		ethanol quant.M
25	1288881		Sample		ethanol quant.M
26	1288881		Sample		ethanol quant.M
27	1288271		Sample		ethanol quant.M
28	1288271		Sample		ethanol quant.M
29	1288302		Sample		ethanol quant.M
30	1288302		Sample		ethanol quant.M
31	09022015-C	0.150	Control		ethanol quant.M
32	1288438		Sample		ethanol quant.M
33	1288438		Sample		ethanol quant.M
34	1285903		Sample		ethanol quant.M
35	1285903		Sample		ethanol quant.M
36	1286836		Sample		ethanol quant.M
37	1286836		Sample		ethanol quant.M
38	1286788		Sample		ethanol quant.M
39	1286788		Sample		ethanol quant.M
40	1284533		Sample		ethanol quant.M
41	1284533		Sample		ethanol quant.M
42	407041529/13	0.198	Control		ethanol quant.M
43	1266337		Sample		ethanol quant.M
44	1266337		Sample		ethanol quant.M
45	1280012		Sample		ethanol quant.M
46	1280012		Sample		ethanol quant.M
47	1286617		Sample		ethanol quant.M

Dissemination is restricted to Criminal Justice Agencies and authorized agencies ONLY. Secondary dissemination to unauthorized agencies is PROHIBITED. Scottsdale City Prosecutor

# Sequence Summary

A

48	1286617		Sample		ethanol quant.M
49	1277973		Sample		ethanol quant.M
50	1277973		Sample		ethanol quant.M
51	1287650		Sample		ethanol quant.M
52	1287650		Sample		ethanol quant.M
53	03102016-A/1	0.080	Control		ethanol quant.M
54	1287653		Sample		ethanol quant.M
55	1287653		Sample		ethanol quant.M
56	1286996		Sample		ethanol quant.M
57	1286996		Sample		ethanol quant.M
58	1288711		Sample		ethanol quant.M
59	1288711		Sample		ethanol quant.M
60	1286870		Sample		ethanol quant.M
61	1286870		Sample		ethanol quant.M
62	1271269		Sample		ethanol quant.M
63	1271269		Sample		ethanol quant.M
64	08012015-C	0.400	Control		ethanol quant.M
65	09022015-A	0.040	Control		ethanol quant.M
66	407041529/13	0.198	Control		ethanol quant.M
67	040919WB	Negative	Control		ethanol quant.M

Dissemination is restricted to Criminal Justice Agencies and authorized agencies ONLY. Secondary dissemination to unauthorized agencies is PROHIBITED. Scottsdale City Prosecutor

# Scottsdale Police Department Crime Laboratory Summary of Cases

SEQUENCE NAME: 23Sept19

ANALYST: Kosecki

A

Vials	Test 1 (g/dL)	Test 2 (g/dL)	Mean (g/dL)	Percent Difference*	Absolute Difference (g/dL)*
10 11	0.1130	0.1134	0.11320	0.18	0.00020
12 13	0.0703	0.0704	0.07035	0.07	0.00005
14 15	0.0926	0.0935	0.09305	0.48	0.00045
16 17	0.0853	0.0858	0.08555	0.29	0.00025
18 19	0.0643	0.0640	0.06415	0.23	0.00015
21 22	0.1174	0.1170	0.11720	0.17	0.00020
23 24	0.2336	0.2348	0.23420	0.26	0.00060
25 26	0.1799	0.1802	0.18005	0.08	0.00015
27 28	0.1667	0.1645	0.16560	0.66	0.00110
29 30	0.1207	0.1186	0.11965	0.88	0.00105
32 33	0.0575	0.0579	0.05770	0.35	0.00020
34 35	0.1838	0.1829	0.18335	0.25	0.00045
36 37	0.2629	0.2593	0.26110	0.69	0.00180
38 39	0.1762	0.1759	0.17605	0.09	0.00015
40 41	0.1933	0.1927	0.19300	0.16	0.00030
43 44	0.1972	0.1927	0.19495	1.15	0.00225
45 46	0.1699	0.1700	0.16995	0.03	0.00005
47 48	0.1909	0.1894	0.19015	0.39	0.00075
49 50	0.2076	0.2065	0.20705	0.27	0.00055
51 52	0.0820	0.0821	0.08205	0.06	0.00005
54 55	0.1540	0.1532	0.15360	0.26	0.00040
56 57	0.1112	0.1108	0.11100	0.18	0.00020
58 59	0.2058	0.2036	0.20470	0.54	0.00110
60 61	0.0653	0.0651	0.06520	0.15	0.00010
62 63	0.0941	0.0930	0.09355	0.59	0.00055

\*Calculated differences are differences from the mean of the two results.

## Scottsdale Forensic Lab

### Blood Alcohol Pipetting Log

ANALYST: Kosecki *A*

SEQUENCE: 23Sept19

Instrument Position	Headspace Vial 1	Headspace Vial 2	Blood Tube	Barcode Match
Vials 10 and 11	1200449	1200449	1200449	Yes
Vials 12 and 13	1213733	1213733	1213733	Yes
Vials 14 and 15	1226235	1226235	1226235	Yes
Vials 16 and 17	1237431	1237431	1237431	Yes
Vials 18 and 19	1260876	1260876	1260876	Yes
Vials 21 and 22	1242246	1242246	1242246	Yes
Vials 23 and 24	1288125	1288125	1288125	Yes
Vials 25 and 26	1288881	1288881	1288881	Yes
Vials 27 and 28	1288271	1288271	1288271	Yes
Vials 29 and 30	1288302	1288302	1288302	Yes
Vials 32 and 33	1288438	1288438	1288438	Yes
Vials 34 and 35	1285903	1285903	1285903	Yes
Vials 36 and 37	1286836	1286836	1286836	Yes
Vials 38 and 39	1286788	1286788	1286788	Yes
Vials 40 and 41	1284533	1284533	1284533	Yes
Vials 43 and 44	1266337	1266337	1266337	Yes
Vials 45 and 46	1280012	1280012	1280012	Yes
Vials 47 and 48	1286617	1286617	1286617	Yes
Vials 49 and 50	1277973	1277973	1277973	Yes
Vials 51 and 52	1287650	1287650	1287650	Yes
Vials 54 and 55	1287653	1287653	1287653	Yes
Vials 56 and 57	1286996	1286996	1286996	Yes
Vials 58 and 59	1288711	1288711	1288711	Yes
Vials 60 and 61	1286870	1286870	1286870	Yes
Vials 62 and 63	1271269	1271269	1271269	Yes

## Scottsdale Police Department Crime Lab Volatiles Analysis

Sample: 1200449	Vial: 10
Description: [REDACTED]	LIMS ID: [REDACTED]
Method: ethanol quant.M	Sequence: 23Sept19
Instrument: US14173023 CN14160045	Injection date: 9/23/2019 1:58:32 PM
Data file: C:\Chem32\1\Data\23Sept19\10.D	Analyst: Kosecki

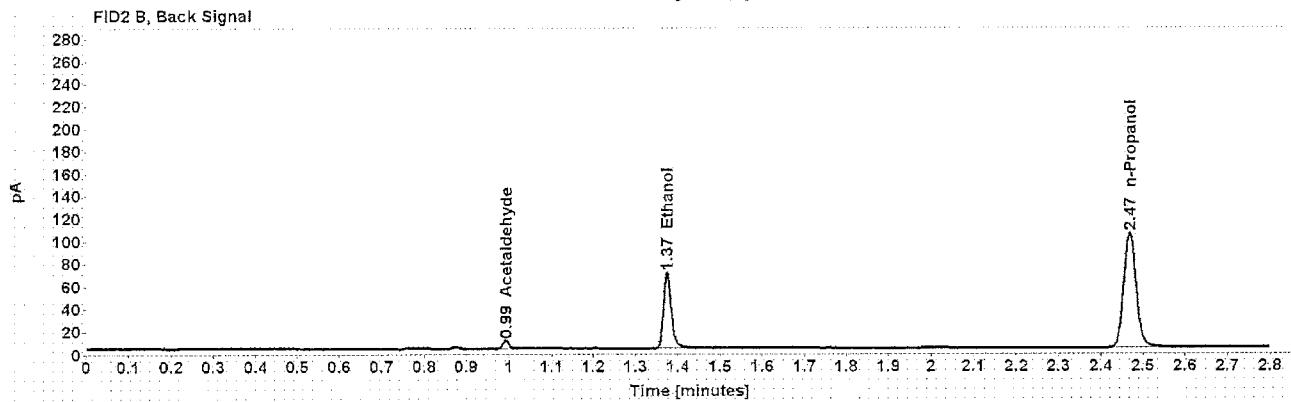
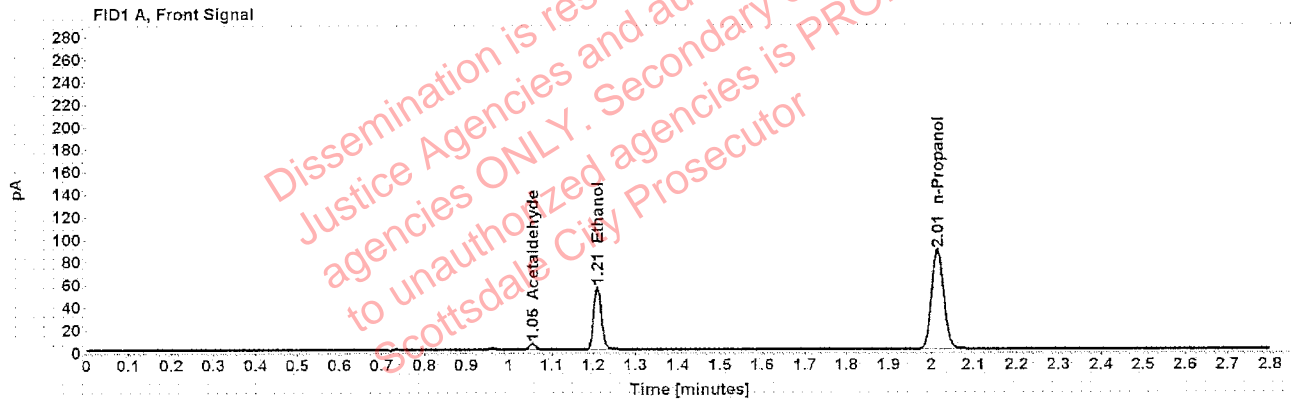


Table 1: FID 1 A (column DB-ALC1)

Compound	Amount (g/100mL)	Time (min)	Peak Area
Acetaldehyde	-----	1.055	5.302
>Ethanol	0.1130	1.209	70.859
n-Propanol	-----	2.015	175.863

Table 2: FID 2 B (column DB-ALC2)

Compound	Time (min)	Peak Area
Acetaldehyde	0.993	6.903
Ethanol	1.374	86.010
n-Propanol	2.468	210.700



### Scottsdale Police Department Crime Lab Volatiles Analysis

Sample:	1200449	Vial:	11
Description:	[REDACTED]	LIMS ID:	[REDACTED]
Method:	ethanol quant.M	Sequence:	23Sept19
Instrument:	US14173023 CN14160045	Injection date:	9/23/2019 2:02:32 PM
Data file:	C:\Chem32\1\Data\23Sept19\11.D	Analyst:	Kosecki

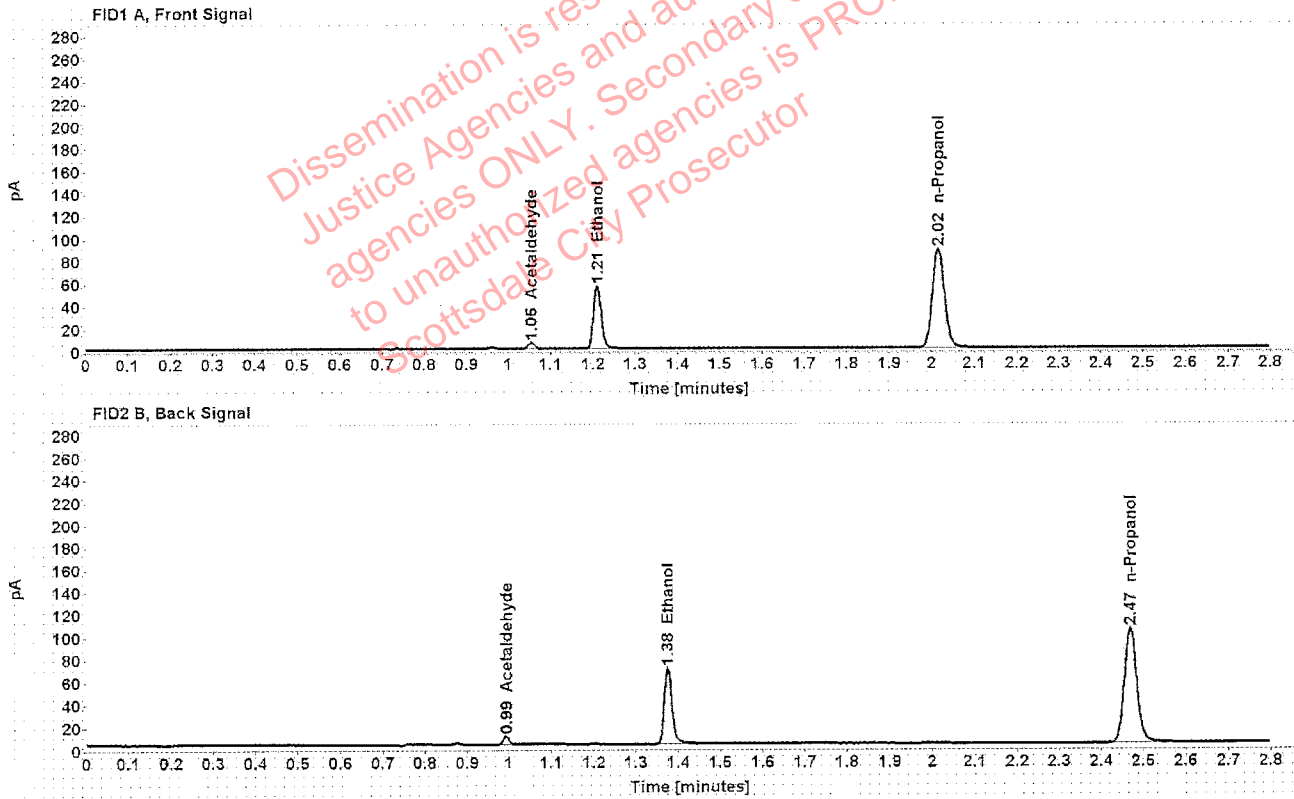


Table 1: FID 1 A (column DB-ALC1)

Compound	Amount (g/100mL)	Time (min)	Peak Area
Acetaldehyde	-----	1.055	5.307
>Ethanol	0.1134	1.210	70.960
n-Propanol	-----	2.015	175.510

Table 2: FID 2 B (column DB-ALC2)

Compound	Time (min)	Peak Area
Acetaldehyde	0.993	6.899
Ethanol	1.375	86.393
n-Propanol	2.469	210.154

Case: [REDACTED] User: pkosecki 9/24/2019

### Scottsdale Police Department Crime Lab Volatiles Analysis

Sample:	1213733	Vial:	12
Description:	[REDACTED]	LIMS ID:	[REDACTED]
Method:	ethanol quant.M	Sequence:	23Sept19
Instrument:	US14173023 CN14160045	Injection date:	9/23/2019 2:06:32 PM
Data file:	C:\Chem32\1\Data\23Sept19\12.D	Analyst:	Kosecki

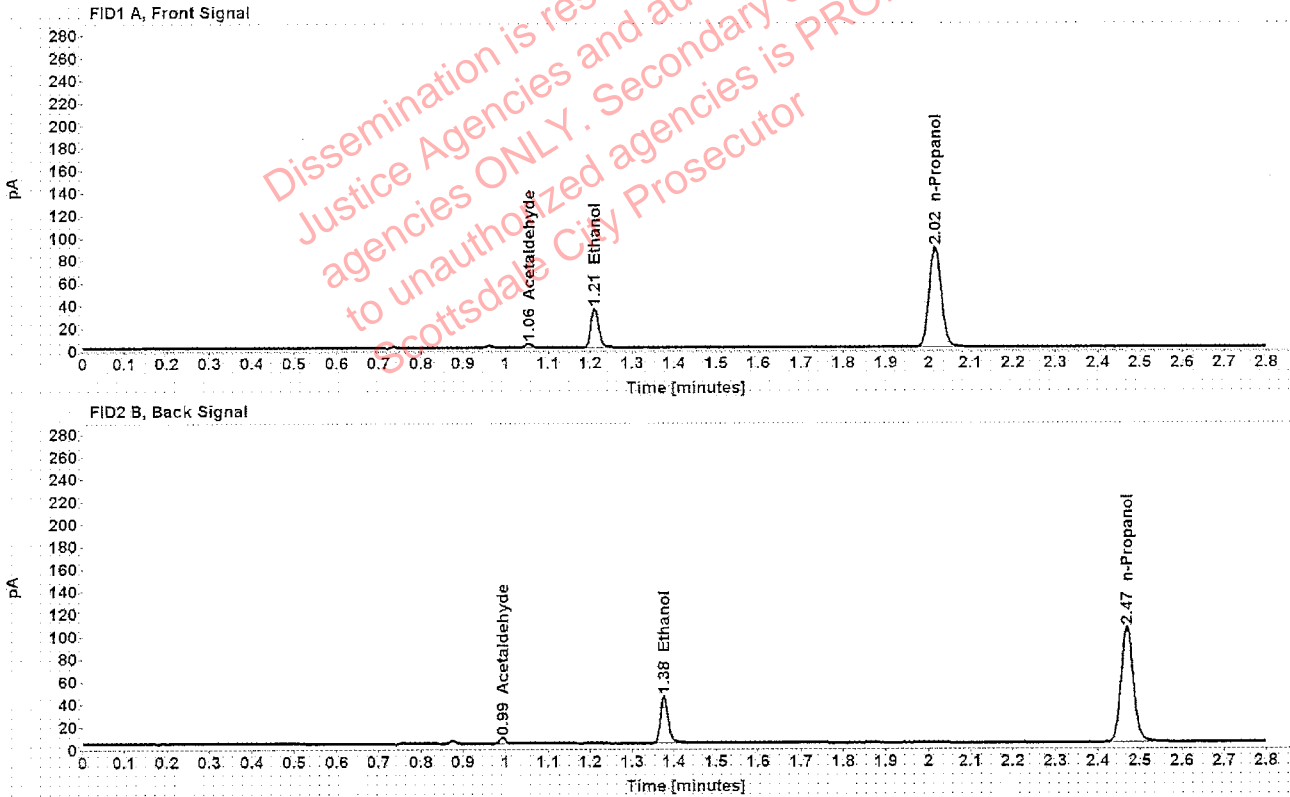


Table 1: FID 1 A (column DB-ALC1)

Compound	Amount (g/100mL)	Time (min)	Peak Area
Acetaldehyde	-----	1.055	3.768
>Ethanol	0.0703	1.210	44.265
n-Propanol	-----	2.015	176.807

Table 2: FID 2 B (column DB-ALC2)

Compound	Time (min)	Peak Area
Acetaldehyde	0.993	4.917
Ethanol	1.376	53.500
n-Propanol	2.469	211.849

Case: [REDACTED] User: pkosecki 9/24/2019

### Scottsdale Police Department Crime Lab Volatiles Analysis

Sample:	1213733	Vial:	13
Description:	[REDACTED]	LIMS ID:	[REDACTED]
Method:	ethanol quant.M	Sequence:	23Sept19
Instrument:	US14173023 CN14160045	Injection date:	9/23/2019 2:10:46 PM
Data file:	C:\Chem32\1\Data\23Sept19\13.D	Analyst:	Kosecki

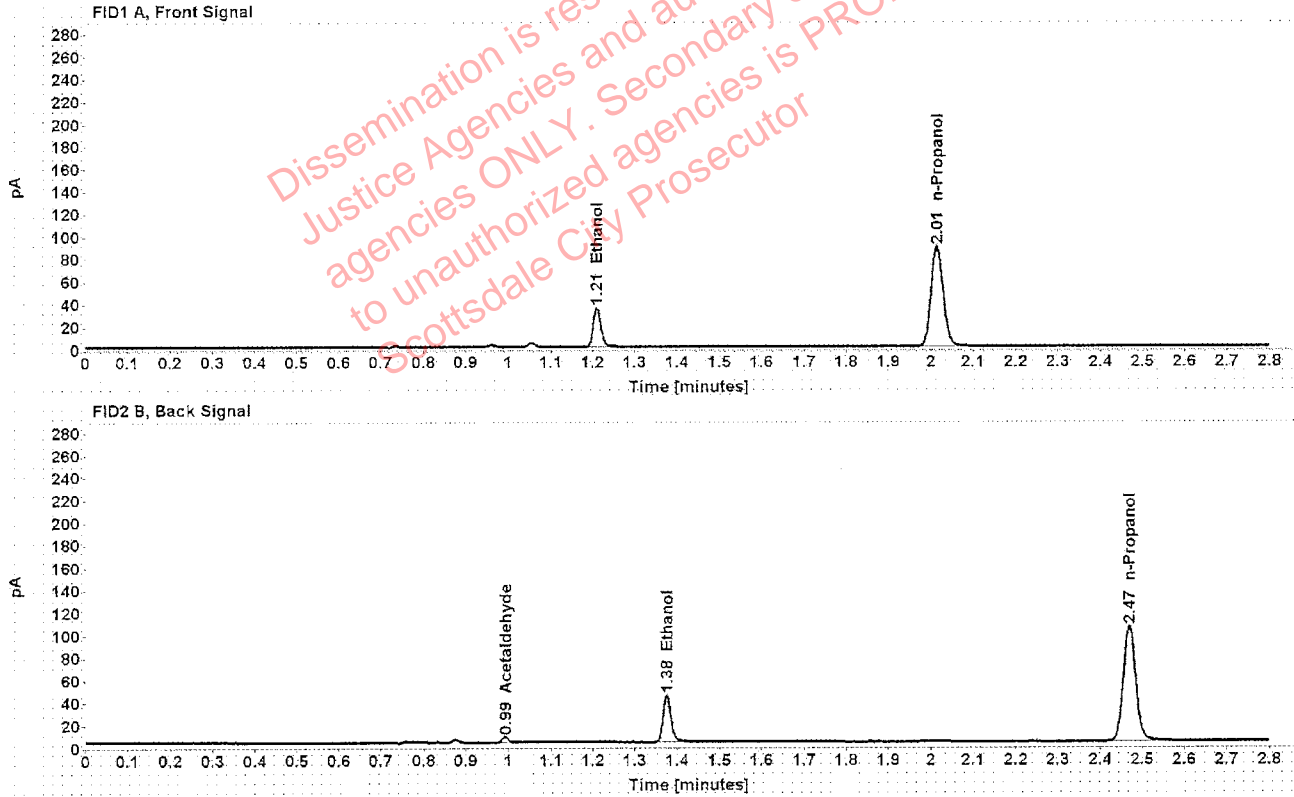


Table 1: FID 1 A (column DB-ALC1)

Compound	Amount (g/100mL)	Time (min)	Peak Area
>Ethanol	0.0704	1.210	44.301
n-Propanol	-----	2.015	176.756

Table 2: FID 2 B (column DB-ALC2)

Compound	Time (min)	Peak Area
Acetaldehyde	0.993	4.773
Ethanol	1.375	53.486
n-Propanol	2.469	211.444

### Scottsdale Police Department Crime Lab Volatiles Analysis

Sample:	1226235	Vial:	14
Description:	[REDACTED]	LIMS ID:	[REDACTED]
Method:	ethanol quant.M	Sequence:	23Sept19
Instrument:	US14173023 CN14160045	Injection date:	9/23/2019 2:14:47 PM
Data file:	C:\Chem32\1\Data\23Sept19\14.D	Analyst:	Kosecki

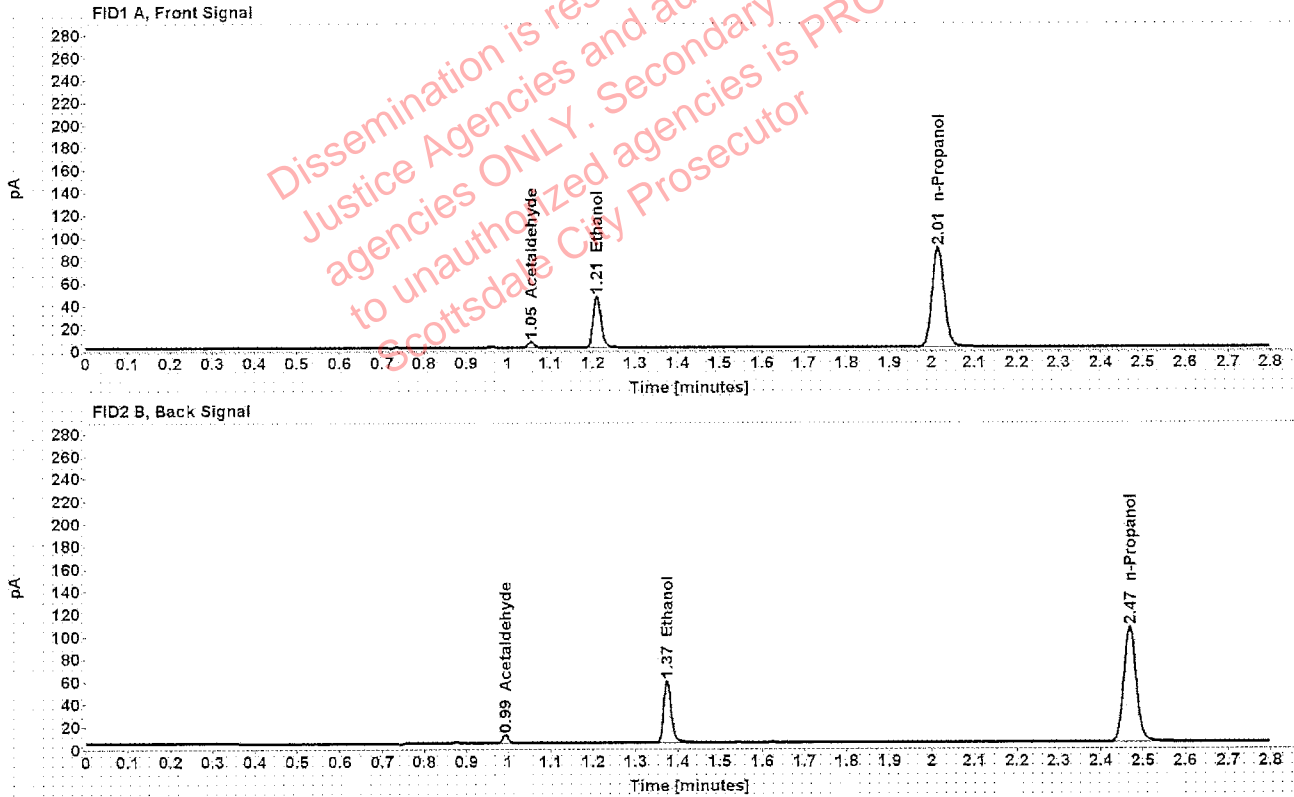


Table 1: FID 1 A (column DB-ALC1)

Compound	Amount (g/100mL)	Time (min)	Peak Area
Acetaldehyde	-----	1.055	5.355
>Ethanol	0.0926	1.210	58.344
n-Propanol	-----	2.015	176.791

Table 2: FID 2 B (column DB-ALC2)

Compound	Time (min)	Peak Area
Acetaldehyde	0.993	7.006
Ethanol	1.375	70.364
n-Propanol	2.468	211.477

### Scottsdale Police Department Crime Lab Volatiles Analysis

Sample:	1226235	Vial:	15
Description:	[REDACTED]	LIMS ID:	[REDACTED]
Method:	ethanol quant.M	Sequence:	23Sept19
Instrument:	US14173023 CN14160045	Injection date:	9/23/2019 2:18:47 PM
Data file:	C:\Chem32\1\Data\23Sept19\15.D	Analyst:	Kosecki

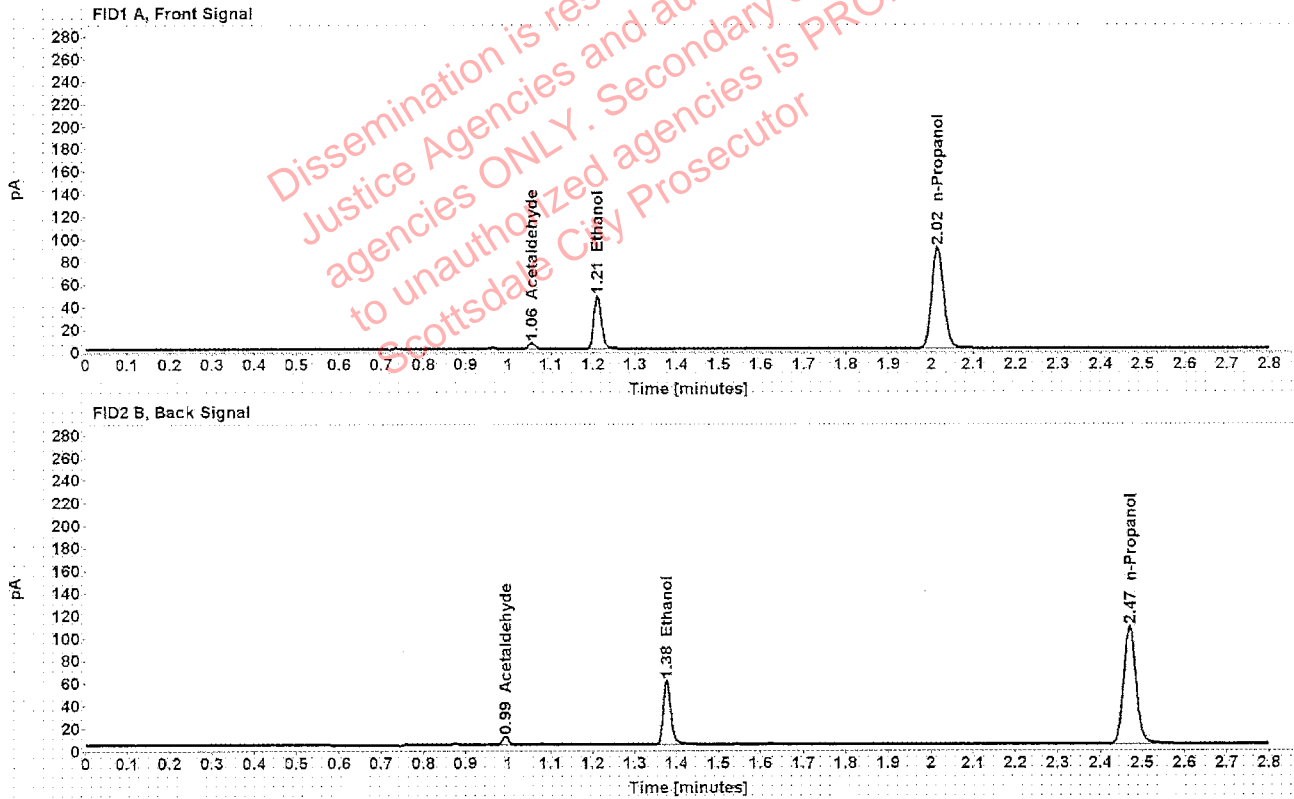


Table 1: FID 1 A (column DB-ALC1)

Compound	Amount (g/100mL)	Time (min)	Peak Area
Acetaldehyde	-----	1.055	5.437
>Ethanol	0.0935	1.210	59.998
n-Propanol	-----	2.015	180.075

Table 2: FID 2 B (column DB-ALC2)

Compound	Time (min)	Peak Area
Acetaldehyde	0.993	7.100
Ethanol	1.376	72.496
n-Propanol	2.469	215.171

### Scottsdale Police Department Crime Lab Volatiles Analysis

Sample:	1237431	Vial:	16
Description:	[REDACTED]	LIMS ID:	[REDACTED]
Method:	ethanol quant.M	Sequence:	23Sept19
Instrument:	US14173023 CN14160045	Injection date:	9/23/2019 2:22:47 PM
Data file:	C:\Chem32\1\Data\23Sept19\16.D	Analyst:	Kosecki

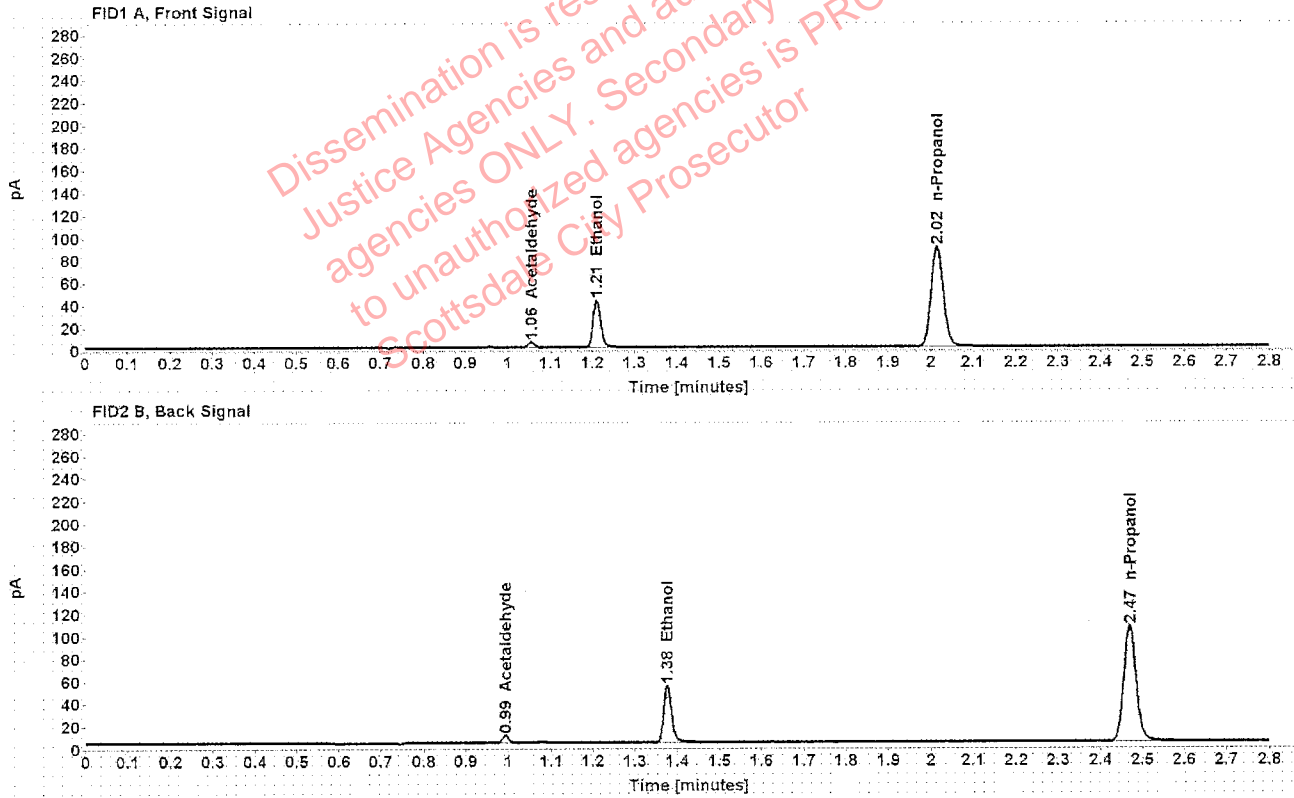


Table 1: FID 1 A (column DB-ALC1)

Compound	Amount (g/100mL)	Time (min)	Peak Area
Acetaldehyde	-----	1.055	4.769
>Ethanol	0.0853	1.210	53.956
n-Propanol	-----	2.015	177.647

Table 2: FID 2 B (column DB-ALC2)

Compound	Time (min)	Peak Area
Acetaldehyde	0.993	6.246
Ethanol	1.376	65.265
n-Propanol	2.469	212.533

### Scottsdale Police Department Crime Lab Volatiles Analysis

Sample:	1237431	Vial:	17
Description:	[REDACTED]	LIMS ID:	[REDACTED]
Method:	ethanol quant.M	Sequence:	23Sept19
Instrument:	US14173023 CN14160045	Injection date:	9/23/2019 2:26:47 PM
Data file:	C:\Chem32\1\Data\23Sept19\17.D	Analyst:	Kosecki

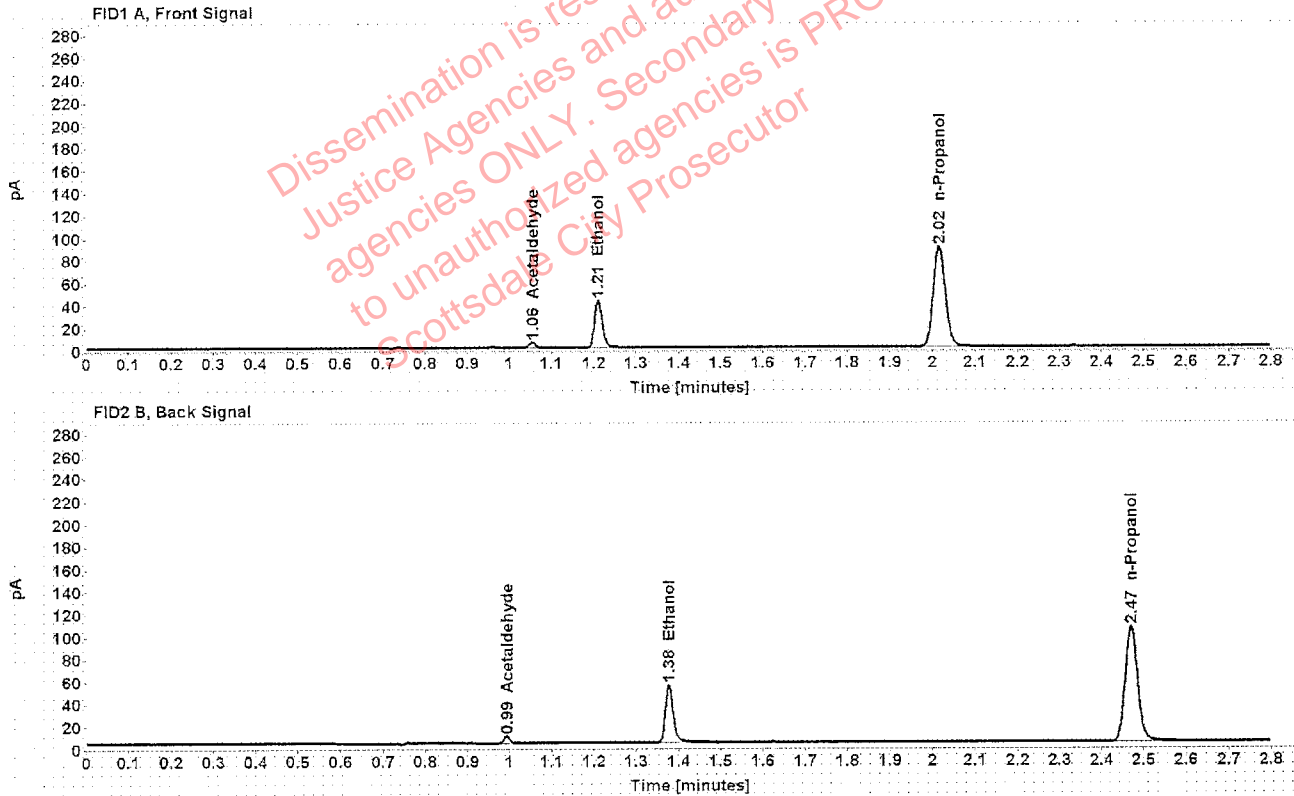


Table 1: FID 1 A (column DB-ALC1)

Compound	Amount (g/100mL)	Time (min)	Peak Area
Acetaldehyde	-----	1.055	4.655
>Ethanol	0.0858	1.211	54.223
n-Propanol	-----	2.016	177.394

Table 2: FID 2 B (column DB-ALC2)

Compound	Time (min)	Peak Area
Acetaldehyde	0.994	6.019
Ethanol	1.377	65.828
n-Propanol	2.470	212.701

### Scottsdale Police Department Crime Lab Volatiles Analysis

Sample:	1260876	Vial:	18
Description:	[REDACTED]	LIMS ID:	[REDACTED]
Method:	ethanol quant.M	Sequence:	23Sept19
Instrument:	US14173023 CN14160045	Injection date:	9/23/2019 2:30:46 PM
Data file:	C:\Chem32\1\Data\23Sept19\18.D	Analyst:	Kosecki

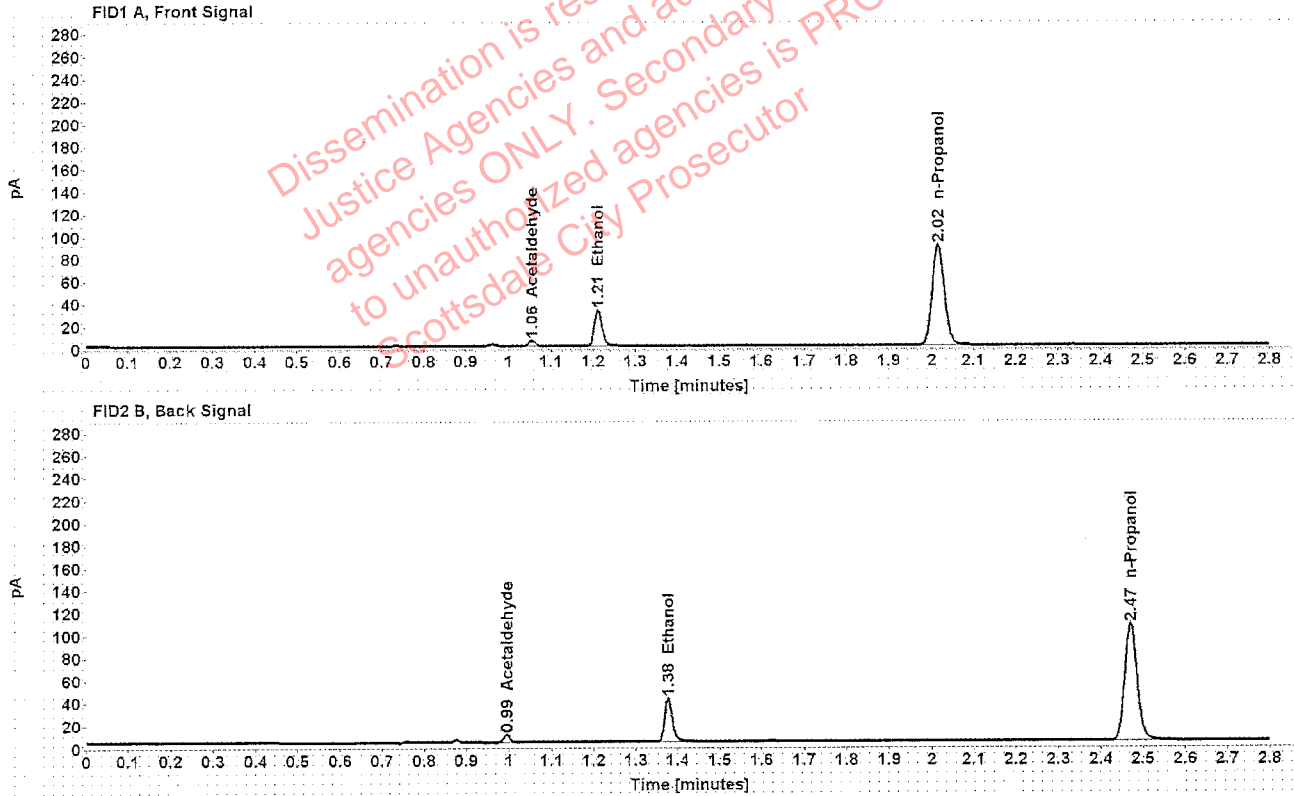


Table 1: FID 1 A (column DB-ALC1)

Compound	Amount (g/100mL)	Time (min)	Peak Area
Acetaldehyde	-----	1.056	5.013
>Ethanol	0.0643	1.211	40.870
n-Propanol	-----	2.016	178.705

Table 2: FID 2 B (column DB-ALC2)

Compound	Time (min)	Peak Area
Acetaldehyde	0.994	6.522
Ethanol	1.377	49.323
n-Propanol	2.470	214.187



### Scottsdale Police Department Crime Lab Volatiles Analysis

Sample:	1260876	Vial:	19
Description:	[REDACTED]	LIMS ID:	[REDACTED]
Method:	ethanol quant.M	Sequence:	23Sept19
Instrument:	US14173023 CN14160045	Injection date:	9/23/2019 2:35:03 PM
Data file:	C:\Chem32\1\Data\23Sept19\19.D	Analyst:	Kosecki

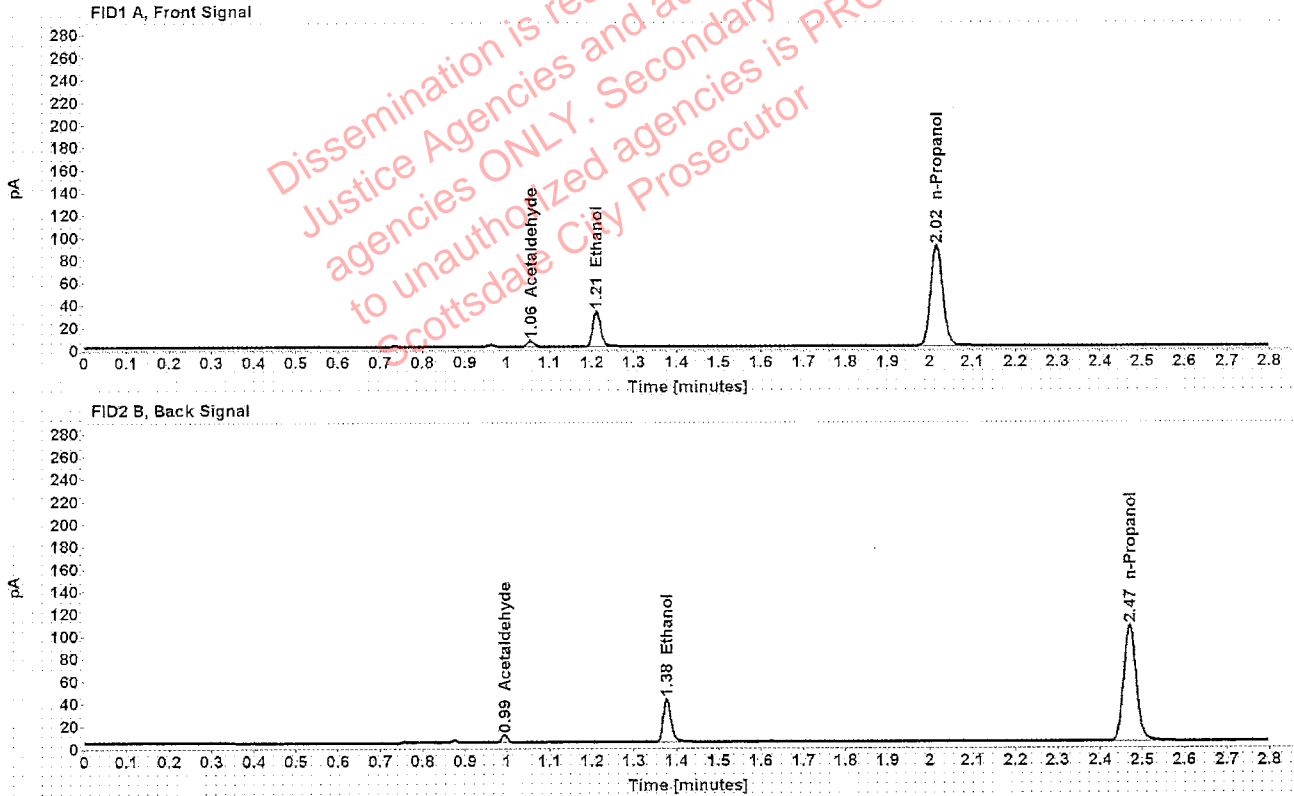


Table 1: FID 1 A (column DB-ALC1)

Compound	Amount (g/100mL)	Time (min)	Peak Area
Acetaldehyde	-----	1.055	5.058
>Ethanol	0.0640	1.211	40.630
n-Propanol	-----	2.016	178.311

Table 2: FID 2 B (column DB-ALC2)

Compound	Time (min)	Peak Area
Acetaldehyde	0.994	6.599
Ethanol	1.377	48.824
n-Propanol	2.470	213.271

### Scottsdale Police Department Crime Lab Volatiles Analysis

Sample:	1242246	Vial:	21
Description:	[REDACTED]	LIMS ID:	[REDACTED]
Method:	ethanol quant.M	Sequence:	23Sept19
Instrument:	US14173023 CN14160045	Injection date:	9/23/2019 2:43:02 PM
Data file:	C:\Chem32\1\Data\23Sept19\21.D	Analyst:	Kosecki

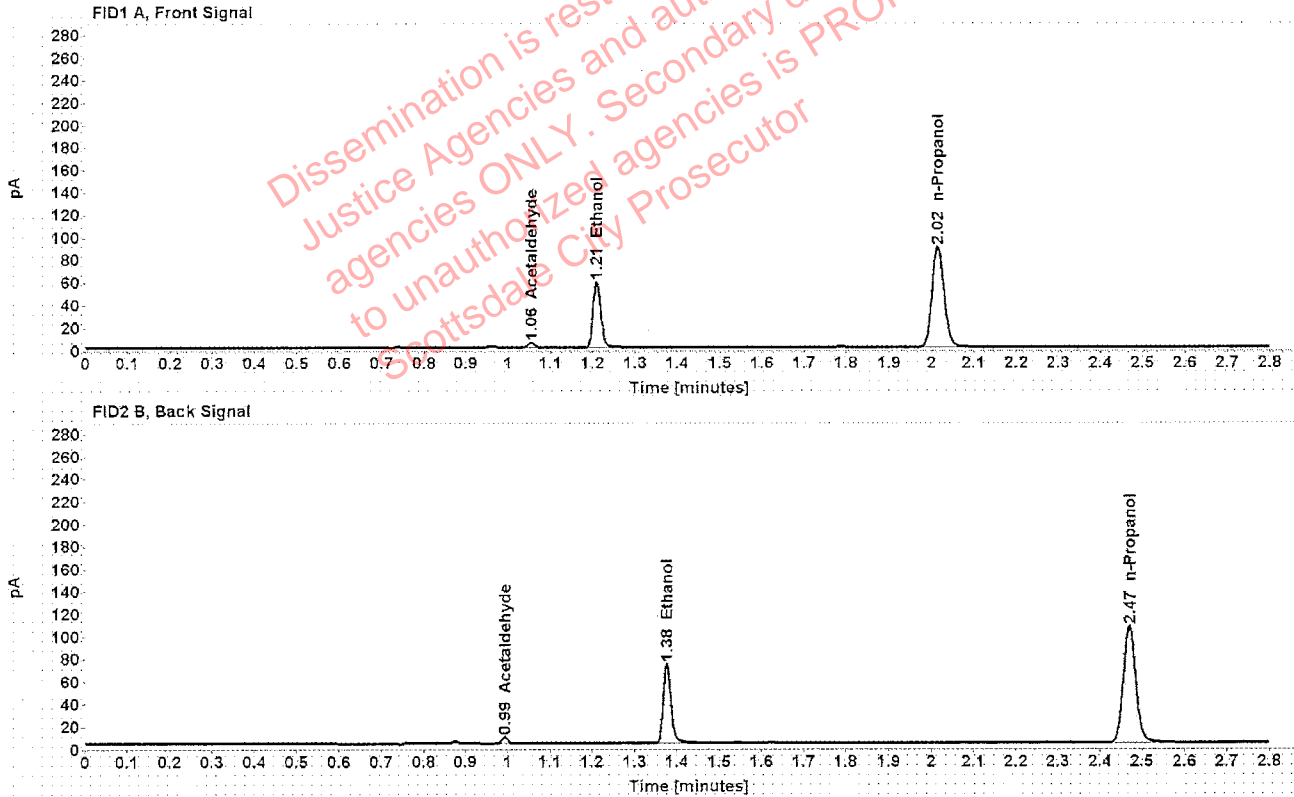


Table 1: FID 1 A (column DB-ALC1)

Compound	Amount (g/100mL)	Time (min)	Peak Area
Acetaldehyde	-----	1.055	4.297
>Ethanol	0.1174	1.210	74.464
n-Propanol	-----	2.015	177.877

Table 2: FID 2 B (column DB-ALC2)

Compound	Time (min)	Peak Area
Acetaldehyde	0.993	5.563
Ethanol	1.376	90.879
n-Propanol	2.469	213.738

### Scottsdale Police Department Crime Lab Volatiles Analysis

Sample:	1242246	Vial:	22
Description:	[REDACTED]	LIMS ID:	[REDACTED]
Method:	ethanol quant.M	Sequence:	23Sept19
Instrument:	US14173023 CN14160045	Injection date:	9/23/2019 2:47:02 PM
Data file:	C:\Chem32\1\Data\23Sept19\22.D	Analyst:	Kosecki

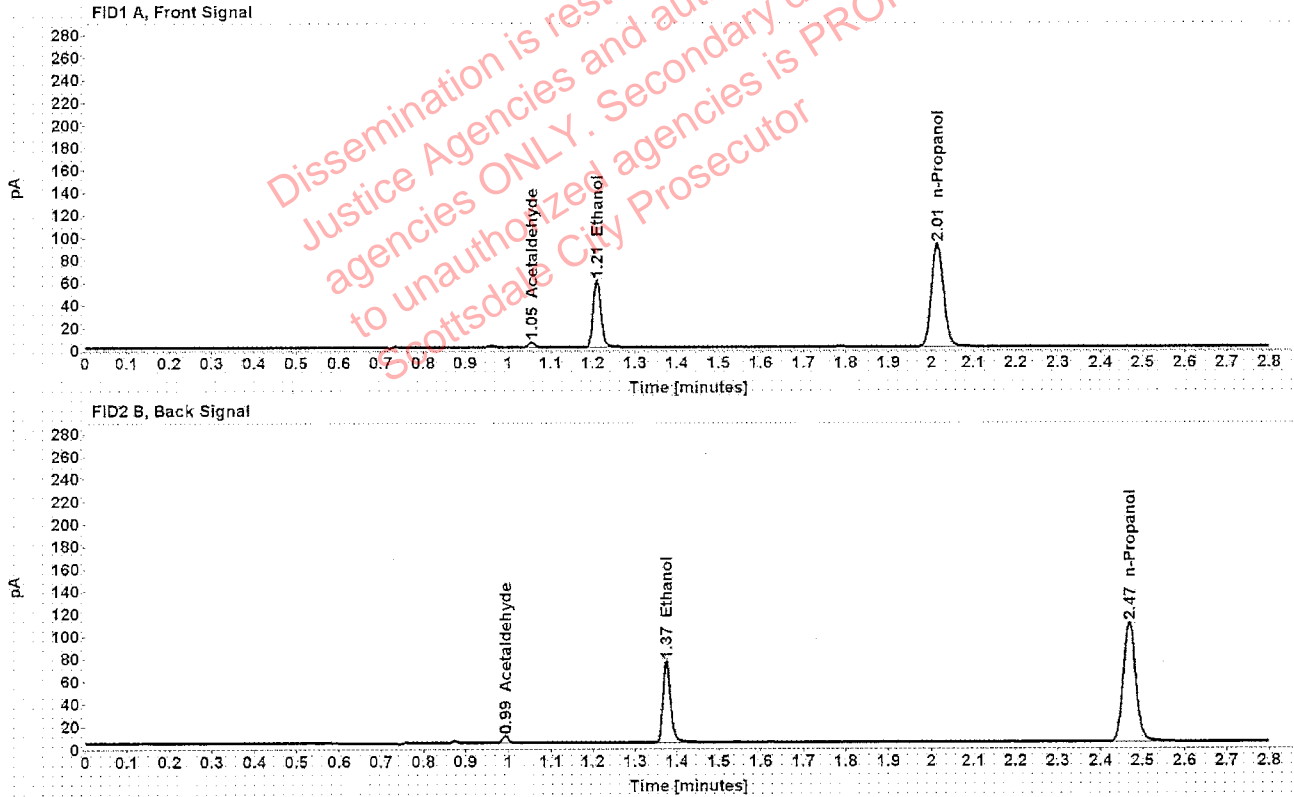


Table 1: FID 1 A (column DB-ALC1)

Compound	Amount (g/100mL)	Time (min)	Peak Area
Acetaldehyde	-----	1.055	4.525
>Ethanol	0.1170	1.209	76.363
n-Propanol	-----	2.014	182.999

Table 2: FID 2 B (column DB-ALC2)

Compound	Time (min)	Peak Area
Acetaldehyde	0.993	5.884
Ethanol	1.375	92.423
n-Propanol	2.468	219.330

Case: [REDACTED] User: pkosecki 9/24/2019

### Scottsdale Police Department Crime Lab Volatiles Analysis

Sample:	1288125	Vial:	23
Description:	[REDACTED]	LIMS ID:	[REDACTED]
Method:	ethanol quant.M	Sequence:	23Sept19
Instrument:	US14173023 CN14160045	Injection date:	9/23/2019 2:51:02 PM
Data file:	C:\Chem32\1\Data\23Sept19\23.D	Analyst:	Kosecki

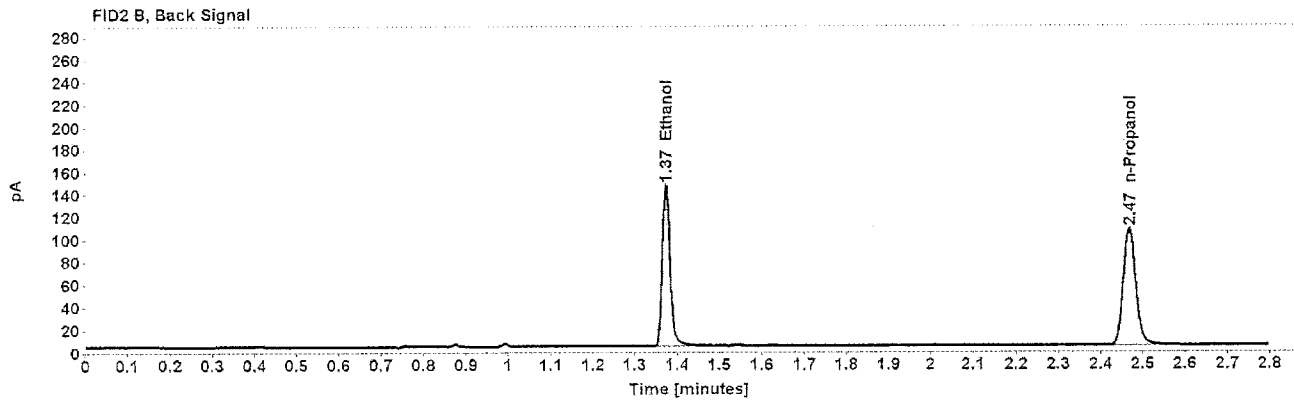
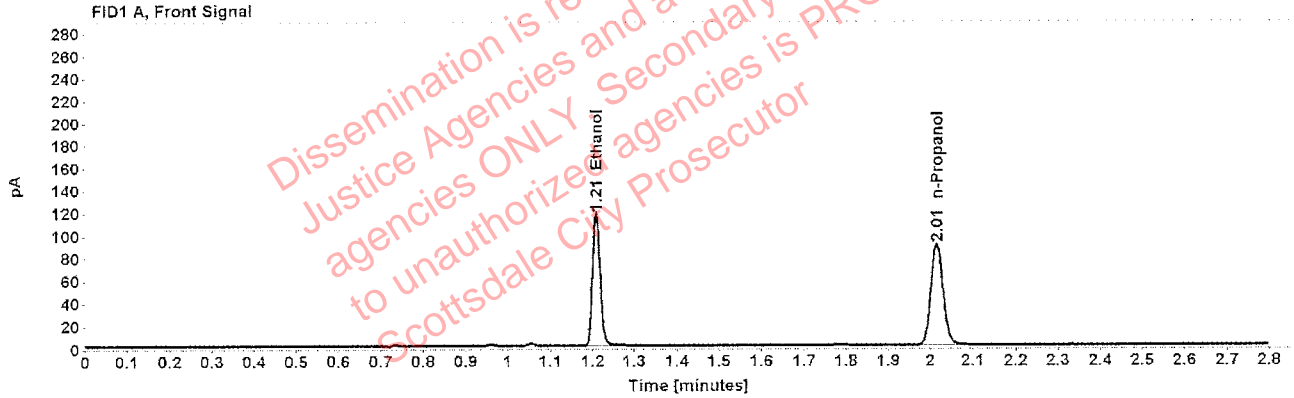


Table 1: FID 1 A (column DB-ALC1)

Compound	Amount (g/100mL)	Time (min)	Peak Area
>Ethanol	0.2336	1.209	149.067
n-Propanol	-----	2.014	178.769

Table 2: FID 2 B (column DB-ALC2)

Compound	Time (min)	Peak Area
Ethanol	1.374	184.260
n-Propanol	2.468	214.381

### Scottsdale Police Department Crime Lab Volatiles Analysis

Sample:	1288125	Vial:	24
Description:	[REDACTED]	LIMS ID:	[REDACTED]
Method:	ethanol quant.M	Sequence:	23Sept19
Instrument:	US14173023 CN14160045	Injection date:	9/23/2019 2:55:03 PM
Data file:	C:\Chem32\1\Data\23Sept19\24.D	Analyst:	Kosecki

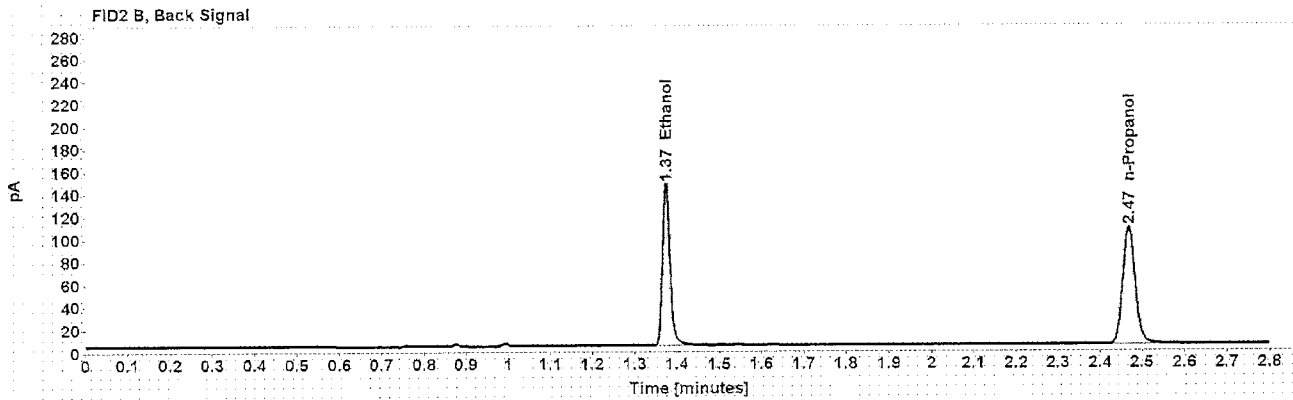
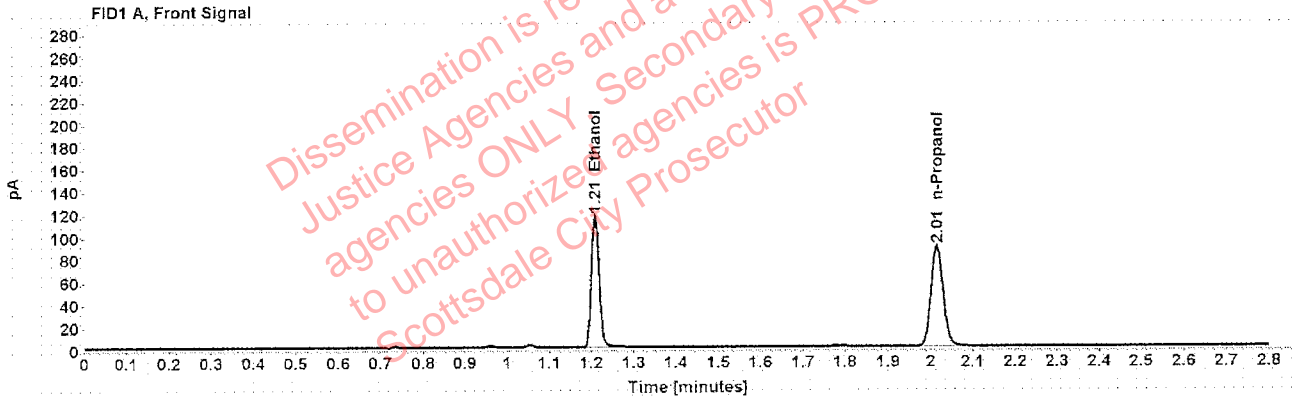


Table 1: FID 1 A (column DB-ALC1)

Compound	Amount (g/100mL)	Time (min)	Peak Area
>Ethanol	0.2348	1.209	149.523
n-Propanol	-----	2.015	178.400

Table 2: FID 2 B (column DB-ALC2)

Compound	Time (min)	Peak Area
Ethanol	1.374	184.488
n-Propanol	2.468	213.966

Case: [REDACTED] User: pkosecki 9/24/2019

### Scottsdale Police Department Crime Lab Volatiles Analysis

Sample:	1288881	Vial:	25
Description:	[REDACTED]	LIMS ID:	[REDACTED]
Method:	ethanol quant.M	Sequence:	23Sept19
Instrument:	US14173023 CN14160045	Injection date:	9/23/2019 2:59:16 PM
Data file:	C:\Chem32\1\Data\23Sept19\25.D	Analyst:	Kosecki

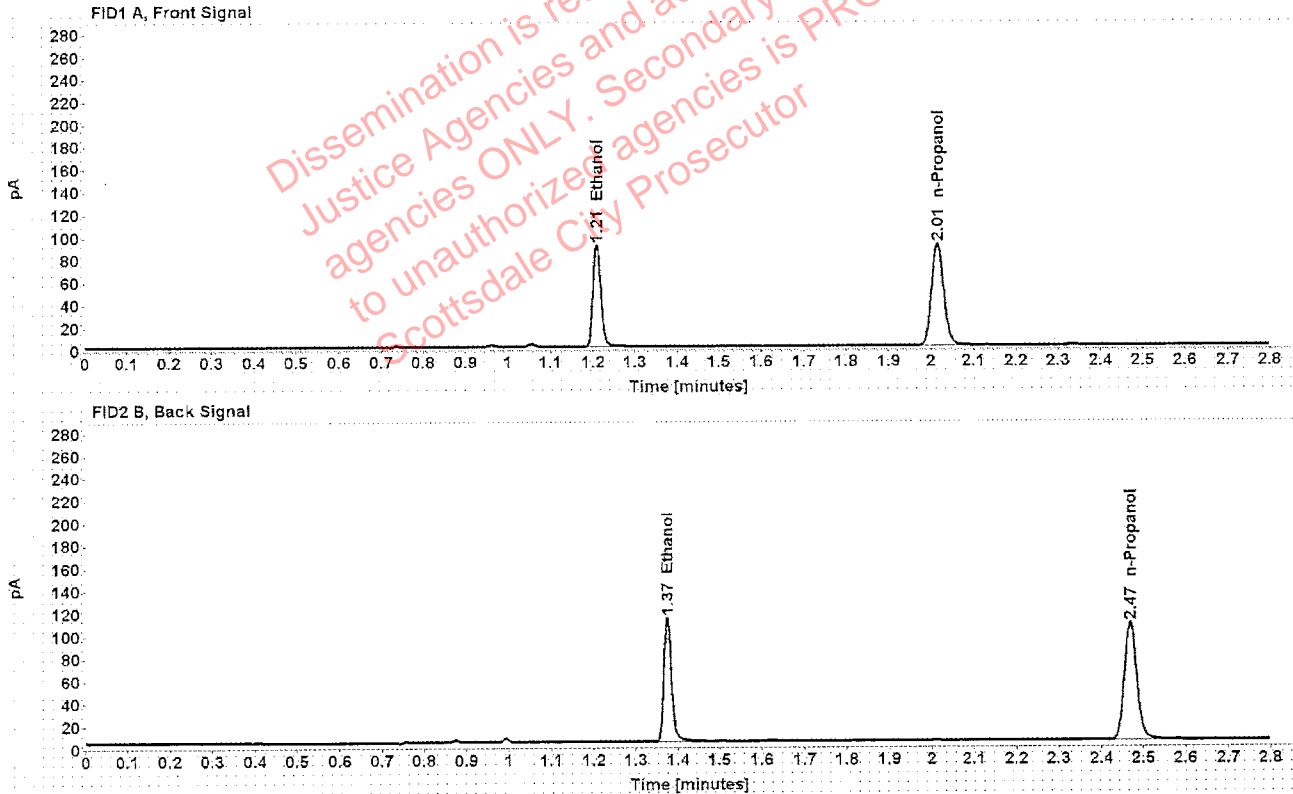


Table 1: FID 1 A (column DB-ALC1)

Compound	Amount (g/100mL)	Time (min)	Peak Area
>Ethanol	0.1799	1.209	115.559
n-Propanol	-----	2.015	180.039

Table 2: FID 2 B (column DB-ALC2)

Compound	Time (min)	Peak Area
Ethanol	1.375	142.885
n-Propanol	2.469	215.799

Case: [REDACTED] User: pkosecki 9/24/2019

### Scottsdale Police Department Crime Lab Volatiles Analysis

Sample:	1288881	Vial:	26
Description:	[REDACTED]	LIMS ID:	[REDACTED]
Method:	ethanol quant.M	Sequence:	23Sept19
Instrument:	US14173023 CN14160045	Injection date:	9/23/2019 3:03:19 PM
Data file:	C:\Chem32\1\Data\23Sept19\26.D	Analyst:	Kosecki

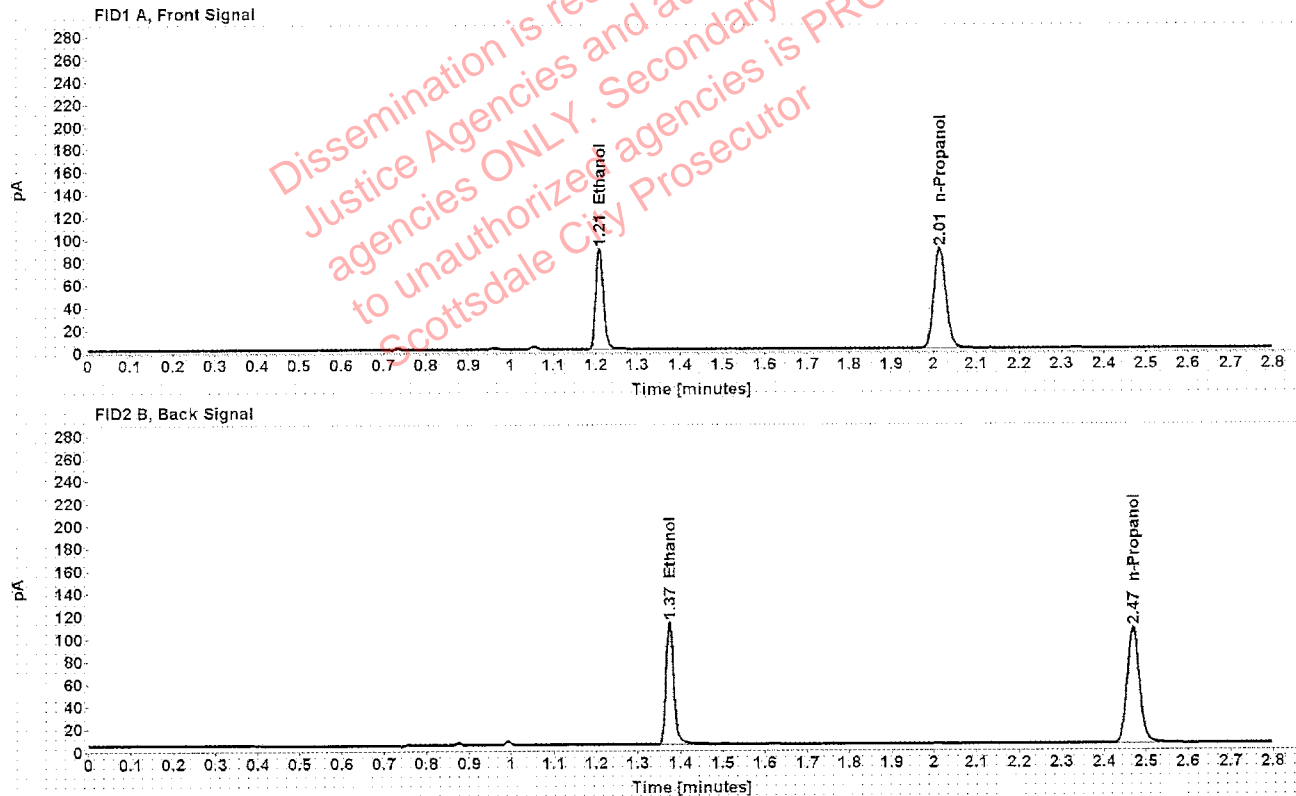


Table 1: FID 1 A (column DB-ALC1)

Compound	Amount (g/100mL)	Time (min)	Peak Area
>Ethanol	0.1802	1.209	113.987
n-Propanol	-----	2.015	177.295

Table 2: FID 2 B (column DB-ALC2)

Compound	Time (min)	Peak Area
Ethanol	1.374	141.026
n-Propanol	2.468	212.735

### Scottsdale Police Department Crime Lab Volatiles Analysis

Sample:	1288271	Vial:	27
Description:	[REDACTED]	LIMS ID:	[REDACTED]
Method:	ethanol quant.M	Sequence:	23Sept19
Instrument:	US14173023 CN14160045	Injection date:	9/23/2019 3:07:18 PM
Data file:	C:\Chem32\1\Data\23Sept19\27.D	Analyst:	Kosecki

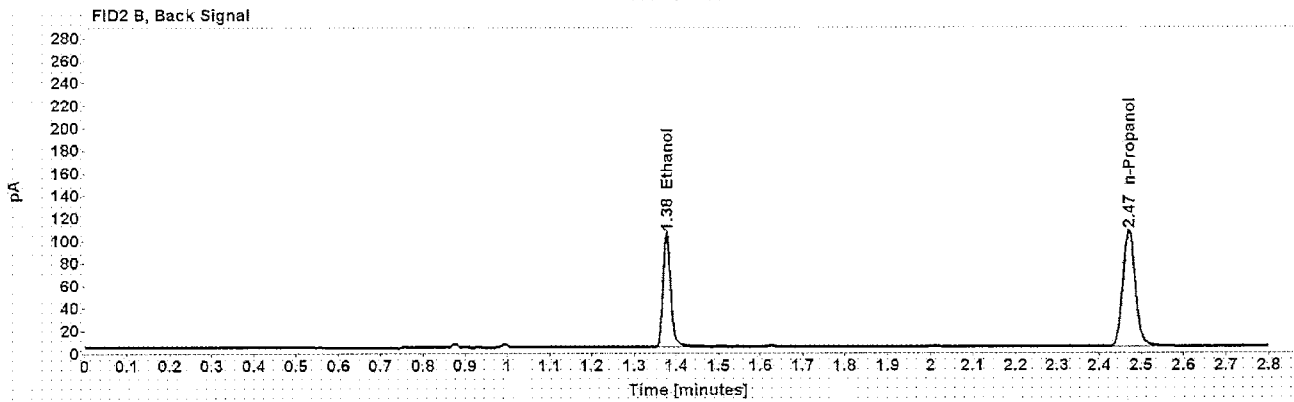
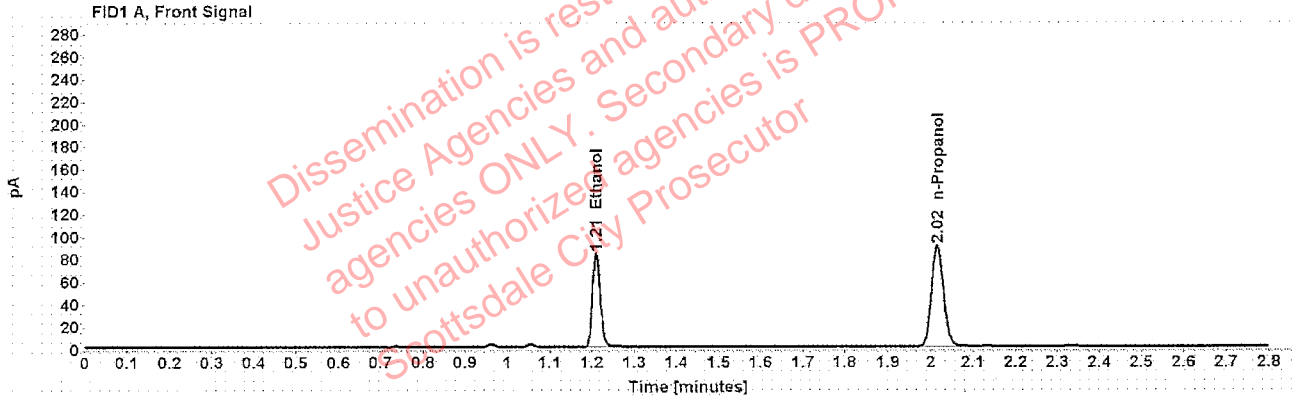


Table 1: FID 1 A (column DB-ALC1)

Compound	Amount (g/100mL)	Time (min)	Peak Area
>Ethanol	0.1667	1.210	105.774
n-Propanol	-----	2.016	177.838

Table 2: FID 2 B (column DB-ALC2)

Compound	Time (min)	Peak Area
Ethanol	1.377	131.247
n-Propanol	2.470	214.124



### Scottsdale Police Department Crime Lab Volatiles Analysis

Sample:	1288271	Vial:	28
Description:	[REDACTED]	LIMS ID:	[REDACTED]
Method:	ethanol quant.M	Sequence:	23Sept19
Instrument:	US14173023 CN14160045	Injection date:	9/23/2019 3:11:18 PM
Data file:	C:\Chem32\1\Data\23Sept19\28.D	Analyst:	Kosecki

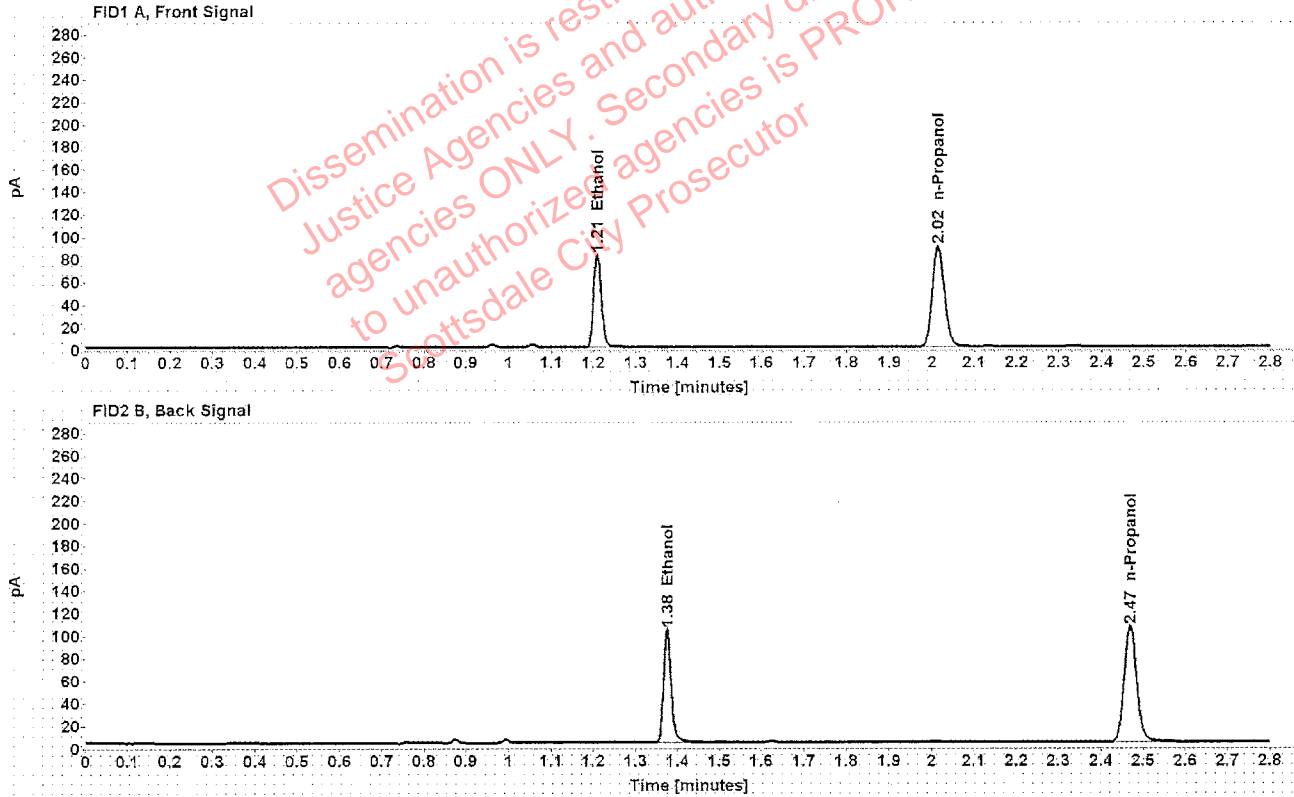


Table 1: FID 1 A (column DB-ALC1)

Compound	Amount (g/100mL)	Time (min)	Peak Area
>Ethanol	0.1645	1.209	104.922
n-Propanol	-----	2.015	178.730

Table 2: FID 2 B (column DB-ALC2)

Compound	Time (min)	Peak Area
Ethanol	1.375	129.797
n-Propanol	2.469	213.423

### Scottsdale Police Department Crime Lab Volatiles Analysis

Sample:	1288302	Vial:	29
Description:	[REDACTED]	LIMS ID:	[REDACTED]
Method:	ethanol quant.M	Sequence:	23Sept19
Instrument:	US14173023 CN14160045	Injection date:	9/23/2019 3:15:17 PM
Data file:	C:\Chem32\1\Data\23Sept19\29.D	Analyst:	Kosecki

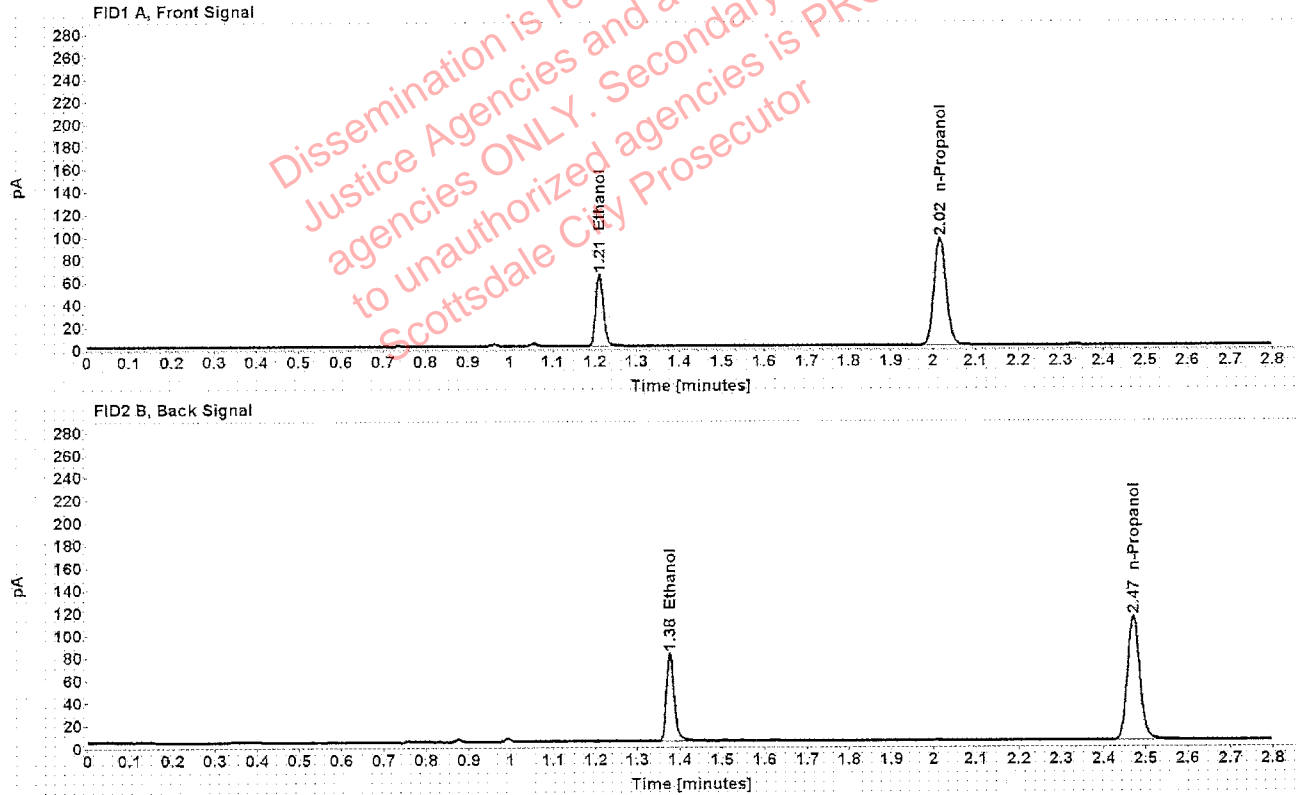


Table 1: FID 1 A (column DB-ALC1)

Compound	Amount (g/100mL)	Time (min)	Peak Area
>Ethanol	0.1207	1.211	81.692
n-Propanol	-----	2.016	189.821

Table 2: FID 2 B (column DB-ALC2)

Compound	Time (min)	Peak Area
Ethanol	1.377	101.204
n-Propanol	2.470	228.320

### Scottsdale Police Department Crime Lab Volatiles Analysis

Sample:	1288302	Vial:	30
Description:	[REDACTED]	LIMS ID:	[REDACTED]
Method:	ethanol quant.M	Sequence:	23Sept19
Instrument:	US14173023 CN14160045	Injection date:	9/23/2019 3:19:17 PM
Data file:	C:\Chem32\1\Data\23Sept19\30.D	Analyst:	Kosecki

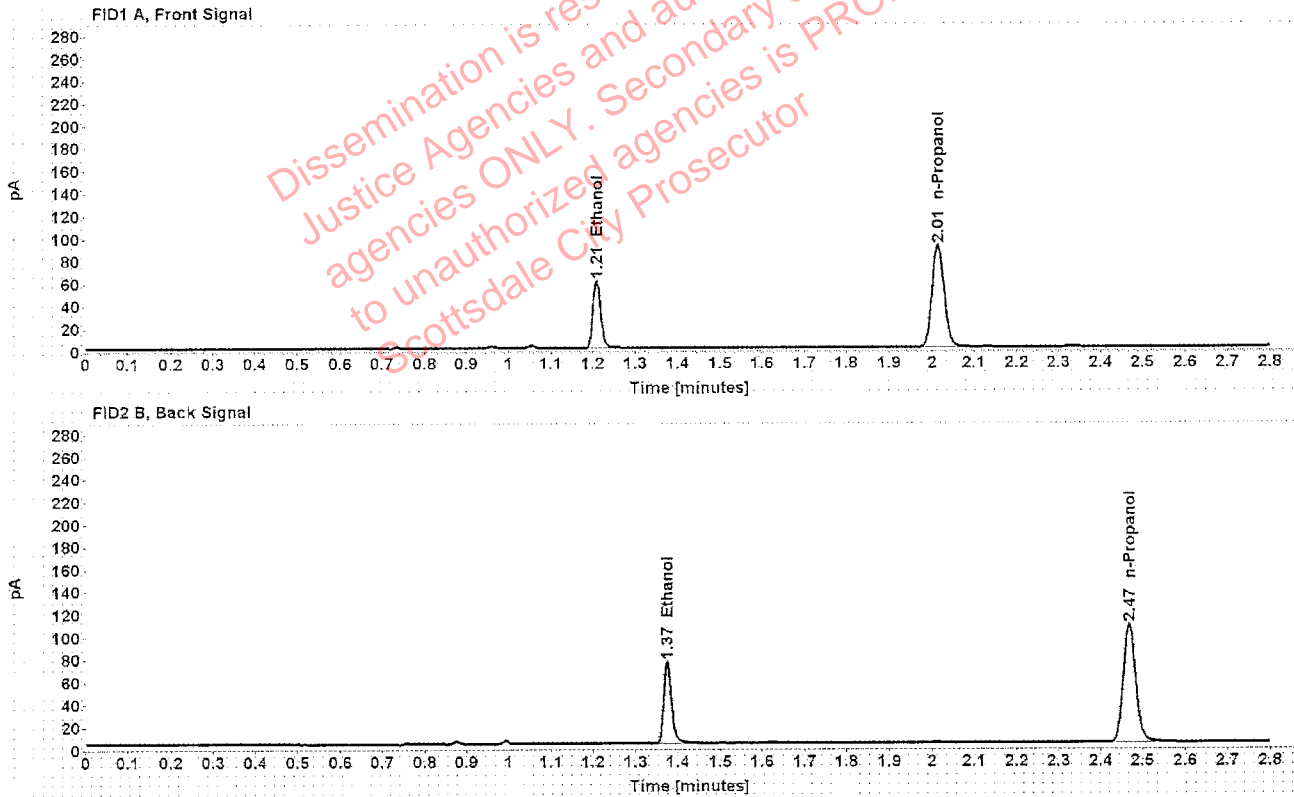


Table 1: FID 1 A (column DB-ALC1)

Compound	Amount (g/100mL)	Time (min)	Peak Area
>Ethanol	0.1186	1.209	76.418
n-Propanol	-----	2.015	180.727

Table 2: FID 2 B (column DB-ALC2)

Compound	Time (min)	Peak Area
Ethanol	1.375	93.386
n-Propanol	2.468	217.268

Case: [REDACTED] User: pkosecki 9/24/2019

### Scottsdale Police Department Crime Lab Volatiles Analysis

Sample:	1288438	Vial:	32
Description:	[REDACTED]	LIMS ID:	[REDACTED]
Method:	ethanol quant.M	Sequence:	23Sept19
Instrument:	US14173023 CN14160045	Injection date:	9/23/2019 3:27:32 PM
Data file:	C:\Chem32\1\Data\23Sept19\32.D	Analyst:	Kosecki

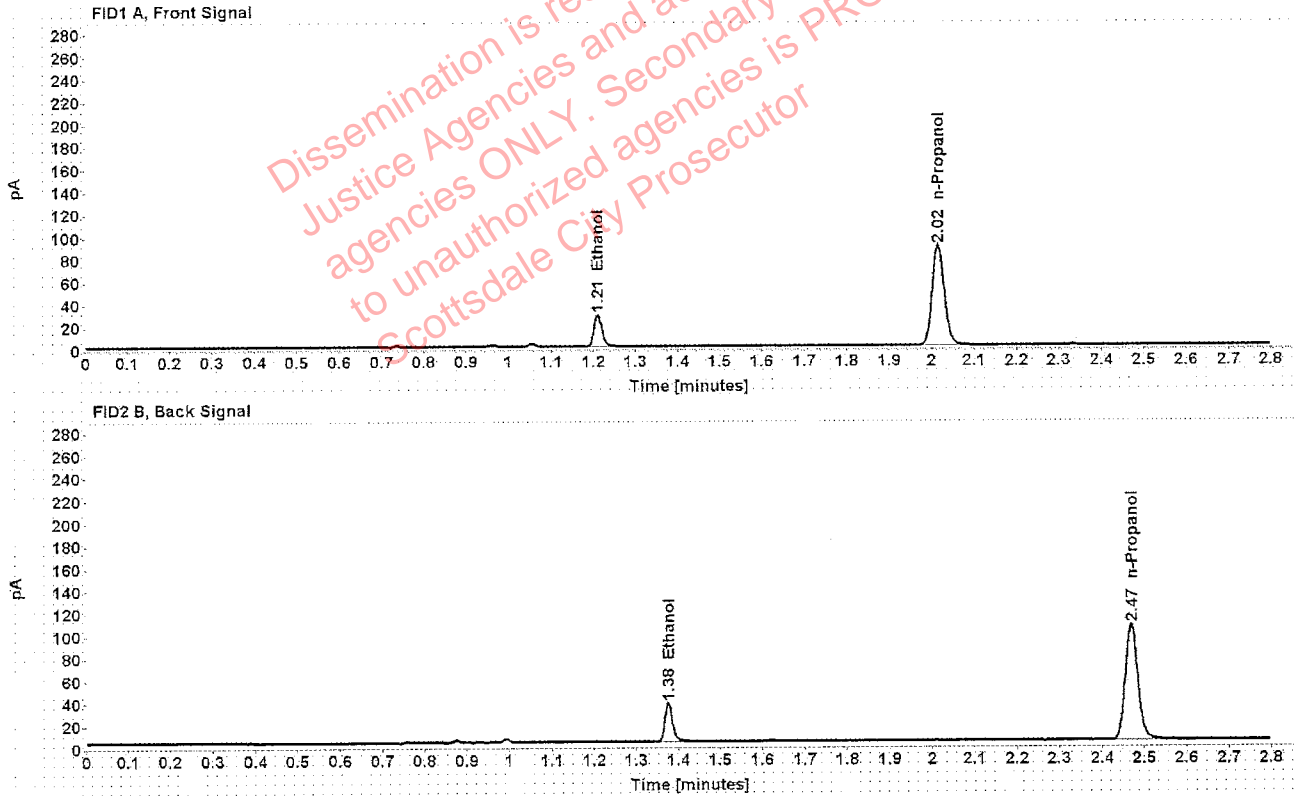


Table 1: FID 1 A (column DB-ALC1)

Compound	Amount (g/100mL)	Time (min)	Peak Area
>Ethanol	0.0575	1.211	36.306
n-Propanol	-----	2.015	177.456

Table 2: FID 2 B (column DB-ALC2)

Compound	Time (min)	Peak Area
Ethanol	1.376	43.813
n-Propanol	2.469	212.860

Case: [REDACTED] User: pkosecki 9/24/2019

### Scottsdale Police Department Crime Lab Volatiles Analysis

Sample:	1288438	Vial:	33
Description:	[REDACTED]	LIMS ID:	[REDACTED]
Method:	ethanol quant.M	Sequence:	23Sept19
Instrument:	US14173023 CN14160045	Injection date:	9/23/2019 3:31:33 PM
Data file:	C:\Chem32\1\Data\23Sept19\33.D	Analyst:	Kosecki

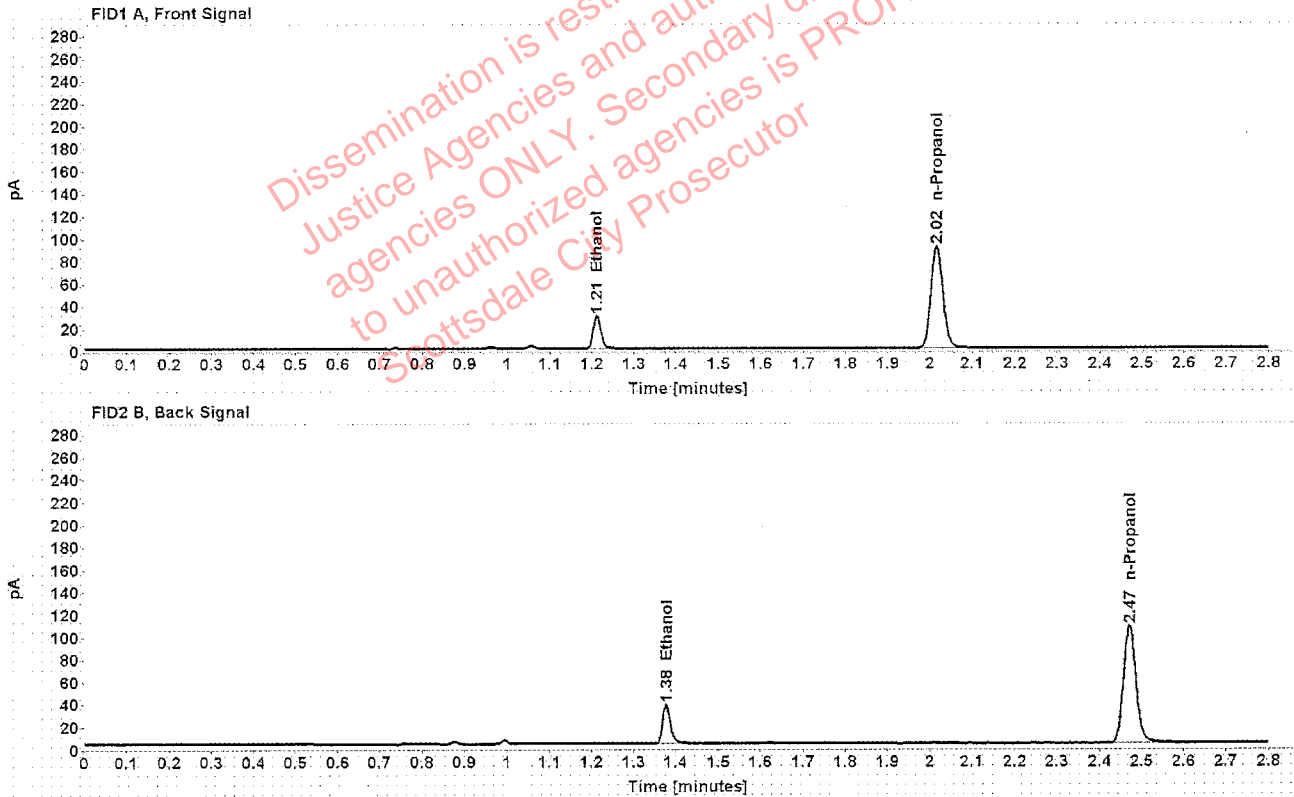


Table 1: FID 1 A (column DB-ALC1)

Compound	Amount (g/100mL)	Time (min)	Peak Area
>Ethanol	0.0579	1.212	37.216
n-Propanol	-----	2.016	180.637

Table 2: FID 2 B (column DB-ALC2)

Compound	Time (min)	Peak Area
Ethanol	1.378	44.975
n-Propanol	2.471	216.871

### Scottsdale Police Department Crime Lab Volatiles Analysis

Sample: 1285903	Vial: 34
Description: ██████████	LIMS ID: ██████████
Method: ethanol quant.M	Sequence: 23Sept19
Instrument: US14173023 CN14160045	Injection date: 9/23/2019 3:35:33 PM
Data file: C:\Chem32\1\Data\23Sept19\34.D	Analyst: Kosecki

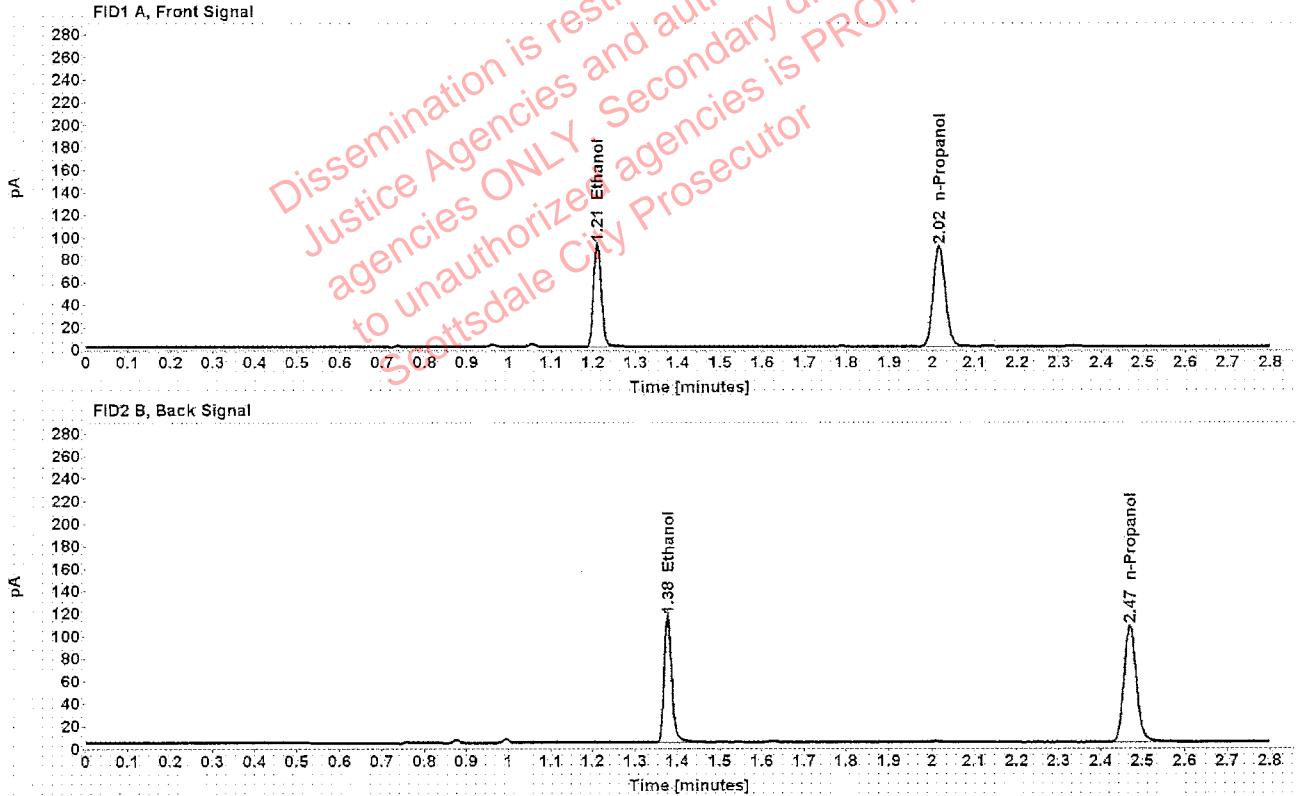


Table 1: FID 1 A (column DB-ALC1)

Compound	Amount (g/100mL)	Time (min)	Peak Area
>Ethanol	0.1838	1.210	117.632
n-Propanol	-----	2.016	179.353

Table 2: FID 2 B (column DB-ALC2)

Compound	Time (min)	Peak Area
Ethanol	1.376	145.755
n-Propanol	2.470	214.353

### Scottsdale Police Department Crime Lab Volatiles Analysis

Sample: 1285903	Vial: 35
Description: ██████████	LIMS ID: ██████████
Method: ethanol quant.M	Sequence: 23Sept19
Instrument: US14173023 CN14160045	Injection date: 9/23/2019 3:39:32 PM
Data file: C:\Chem32\1\Data\23Sept19\35.D	Analyst: Kosecki

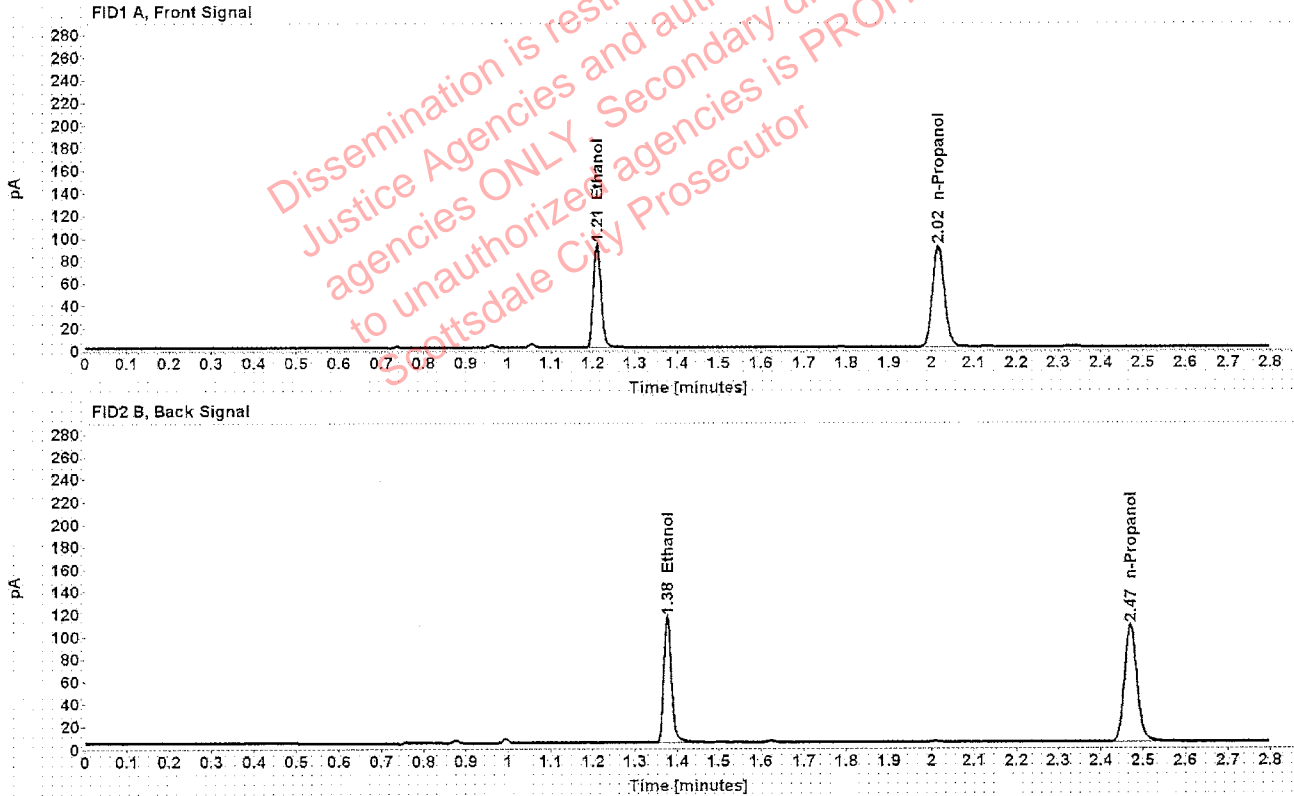


Table 1: FID 1 A (column DB-ALC1)

Compound	Amount (g/100mL)	Time (min)	Peak Area
>Ethanol	0.1829	1.210	117.496
n-Propanol	-----	2.016	180.011

Table 2: FID 2 B (column DB-ALC2)

Compound	Time (min)	Peak Area
Ethanol	1.376	145.509
n-Propanol	2.470	215.410

### Scottsdale Police Department Crime Lab Volatiles Analysis

Sample:	1286836	Vial:	36
Description:	[REDACTED]	LIMS ID:	[REDACTED]
Method:	ethanol quant.M	Sequence:	23Sept19
Instrument:	US14173023 CN14160045	Injection date:	9/23/2019 3:43:32 PM
Data file:	C:\Chem32\1\Data\23Sept19\36.D	Analyst:	Kosecki

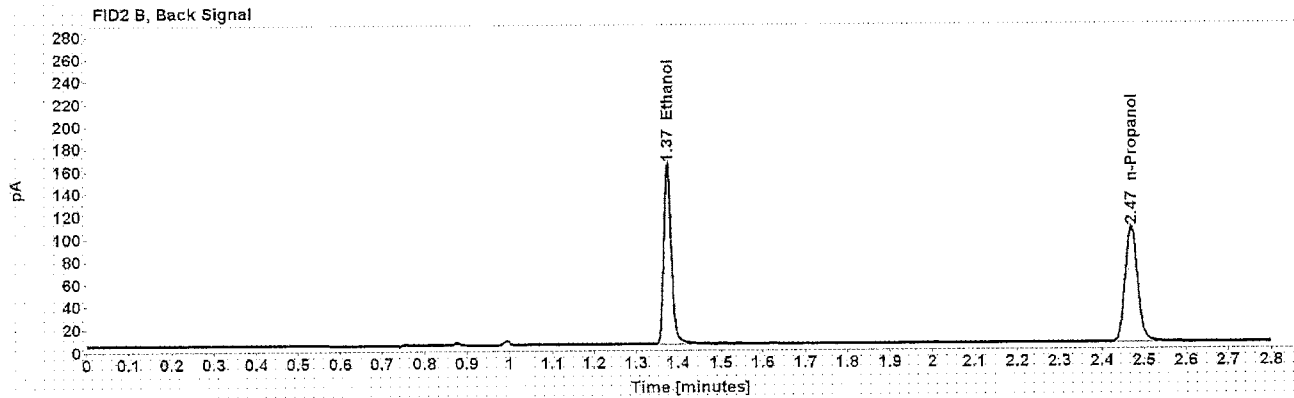
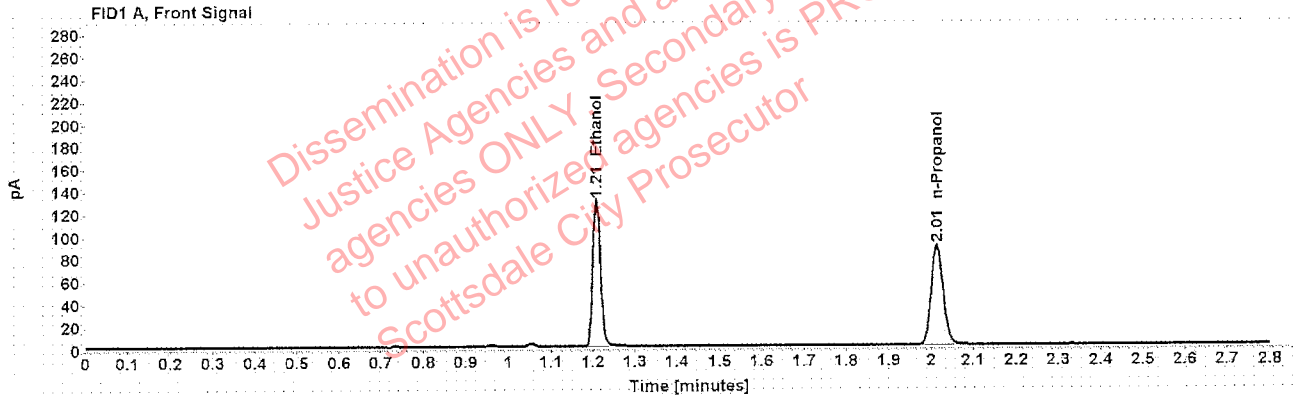


Table 1: FID 1 A (column DB-ALC1)

Compound	Amount (g/100mL)	Time (min)	Peak Area
>Ethanol	0.2629	1.209	165.738
n-Propanol	-----	2.015	176.565

Table 2: FID 2 B (column DB-ALC2)

Compound	Time (min)	Peak Area
Ethanol	1.375	204.883
n-Propanol	2.469	211.918



Case: [REDACTED] User: pkosecki 9/24/2019

### Scottsdale Police Department Crime Lab Volatiles Analysis

Sample:	1286836	Vial:	37
Description:	[REDACTED]	LIMS ID:	[REDACTED]
Method:	ethanol quant.M	Sequence:	23Sept19
Instrument:	US14173023 CN14160045	Injection date:	9/23/2019 3:47:47 PM
Data file:	C:\Chem32\1\Data\23Sept19\37.D	Analyst:	Kosecki

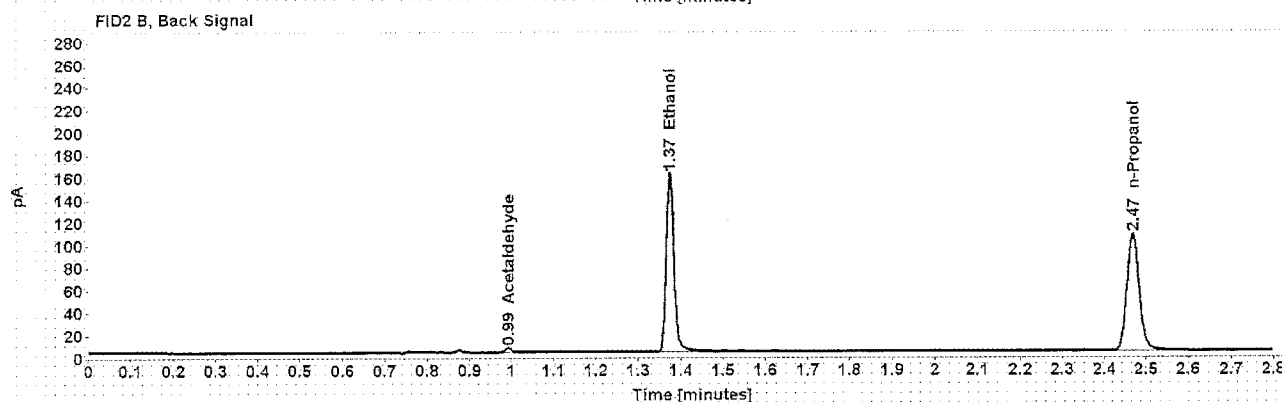
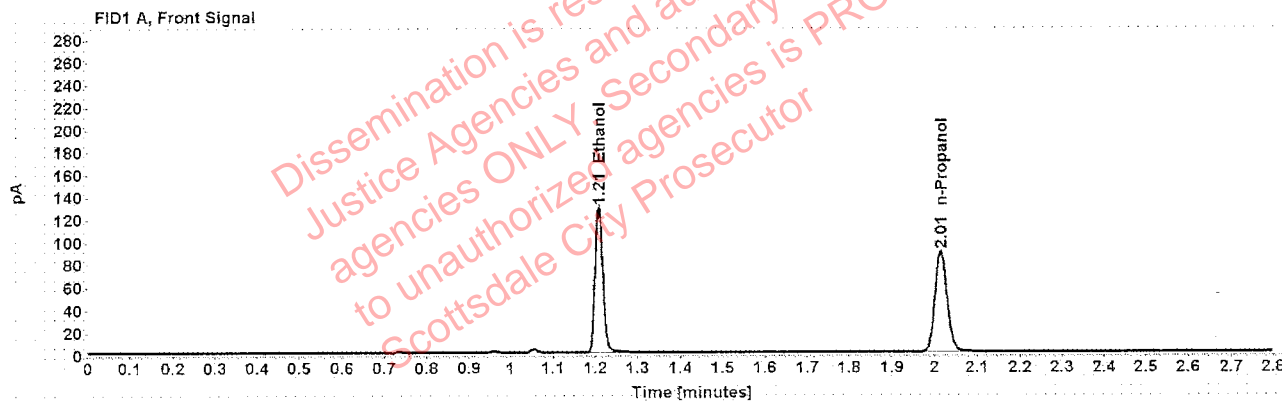


Table 1: FID 1 A (column DB-ALC1)

Compound	Amount (g/100mL)	Time (min)	Peak Area
>Ethanol	0.2593	1.208	164.811
n-Propanol	-----	2.015	178.015

Table 2: FID 2 B (column DB-ALC2)

Compound	Time (min)	Peak Area
Acetaldehyde	0.993	3.832
Ethanol	1.374	203.821
n-Propanol	2.468	213.951

### Scottsdale Police Department Crime Lab Volatiles Analysis

Sample: 1286788	Vial: 38
Description: [REDACTED]	LIMS ID: [REDACTED]
Method: ethanol quant.M	Sequence: 23Sept19
Instrument: US14173023 CN14160045	Injection date: 9/23/2019 3:51:49 PM
Data file: C:\Chem32\1\Data\23Sept19\38.D	Analyst: Kosecki

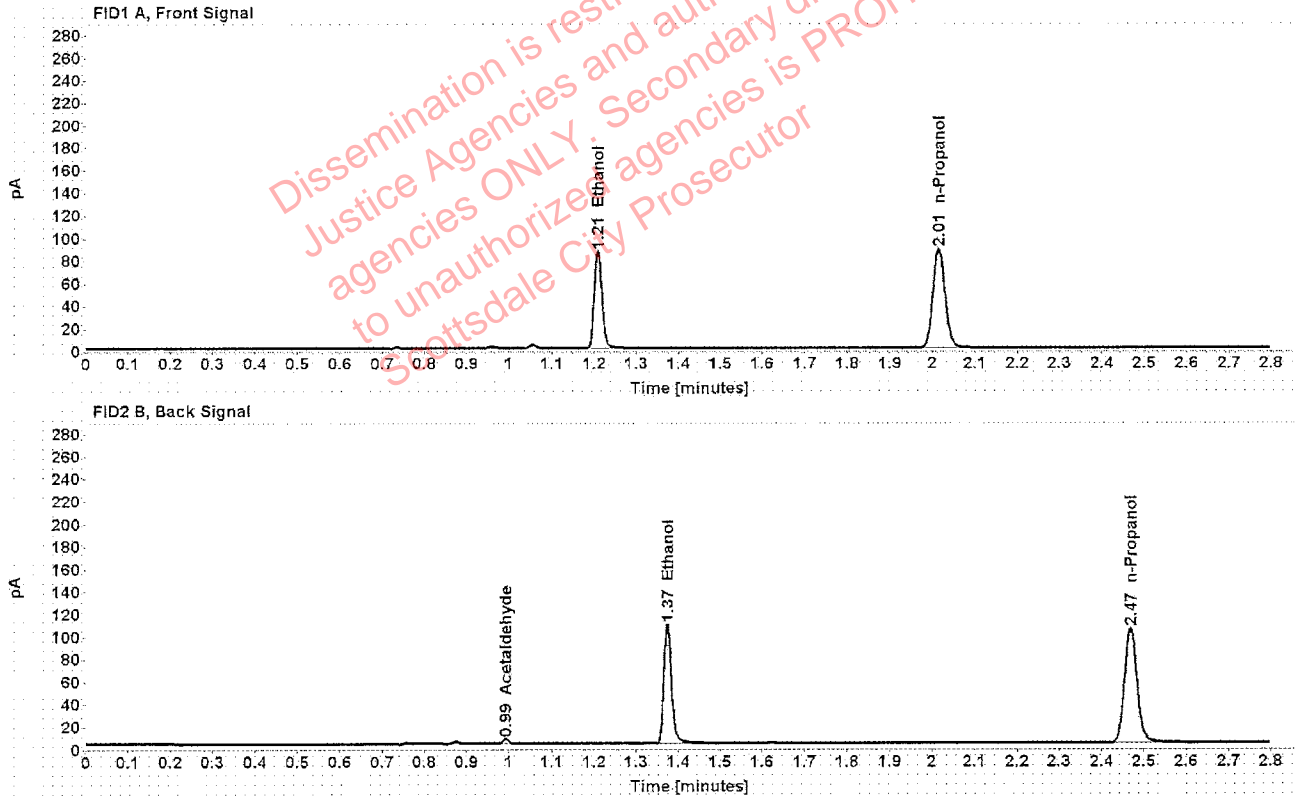


Table 1: FID 1 A (column DB-ALC1)

Compound	Amount (g/100mL)	Time (min)	Peak Area
>Ethanol	0.1762	1.209	110.476
n-Propanol	-----	2.015	175.721

Table 2: FID 2 B (column DB-ALC2)

Compound	Time (min)	Peak Area
Acetaldehyde	0.993	3.962
Ethanol	1.374	136.844
n-Propanol	2.468	211.483

### Scottsdale Police Department Crime Lab Volatiles Analysis

Sample:	1286788	Vial:	39
Description:	[REDACTED]	LIMS ID:	[REDACTED]
Method:	ethanol quant.M	Sequence:	23Sept19
Instrument:	US14173023 CN14160045	Injection date:	9/23/2019 3:55:49 PM
Data file:	C:\Chem32\1\Data\23Sept19\39.D	Analyst:	Kosecki

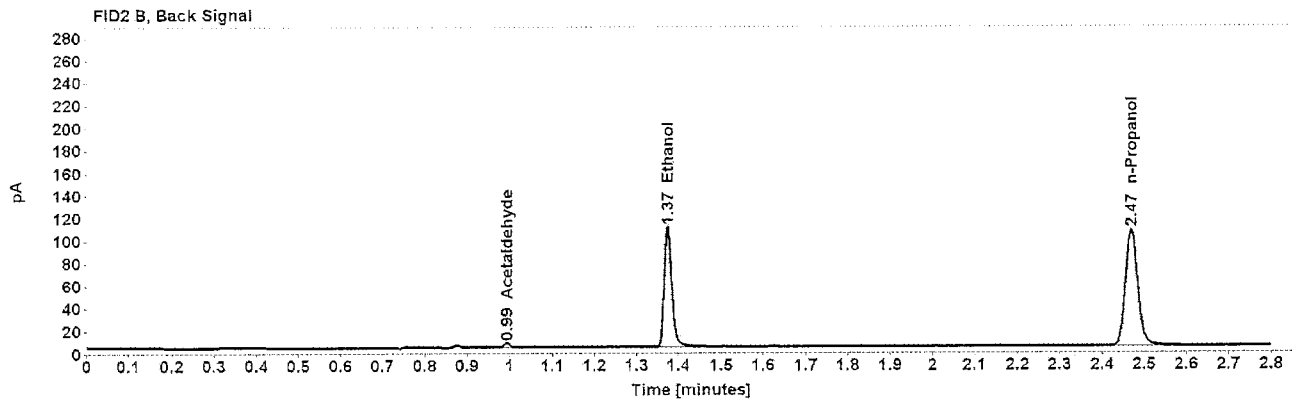
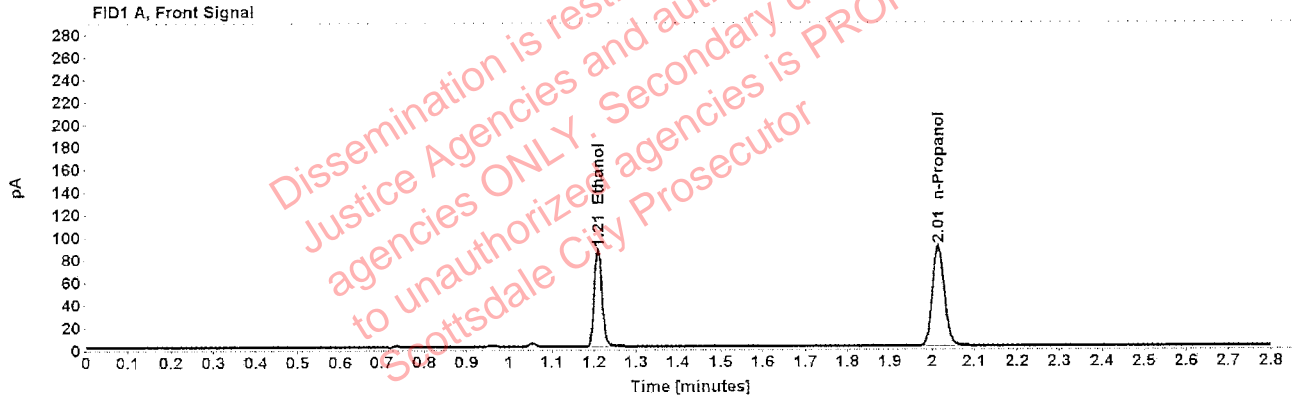


Table 1: FID 1 A (column DB-ALC1)

Compound	Amount (g/100mL)	Time (min)	Peak Area
>Ethanol	0.1759	1.209	111.609
n-Propanol	-----	2.015	177.755

Table 2: FID 2 B (column DB-ALC2)

Compound	Time (min)	Peak Area
Acetaldehyde	0.993	4.023
Ethanol	1.375	138.494
n-Propanol	2.469	213.248

### Scottsdale Police Department Crime Lab Volatiles Analysis

Sample:	1284533	Vial:	40
Description:	[REDACTED]	LIMS ID:	[REDACTED]
Method:	ethanol quant.M	Sequence:	23Sept19
Instrument:	US14173023 CN14160045	Injection date:	9/23/2019 3:59:47 PM
Data file:	C:\Chem32\1\Data\23Sept19\40.D	Analyst:	Kosecki

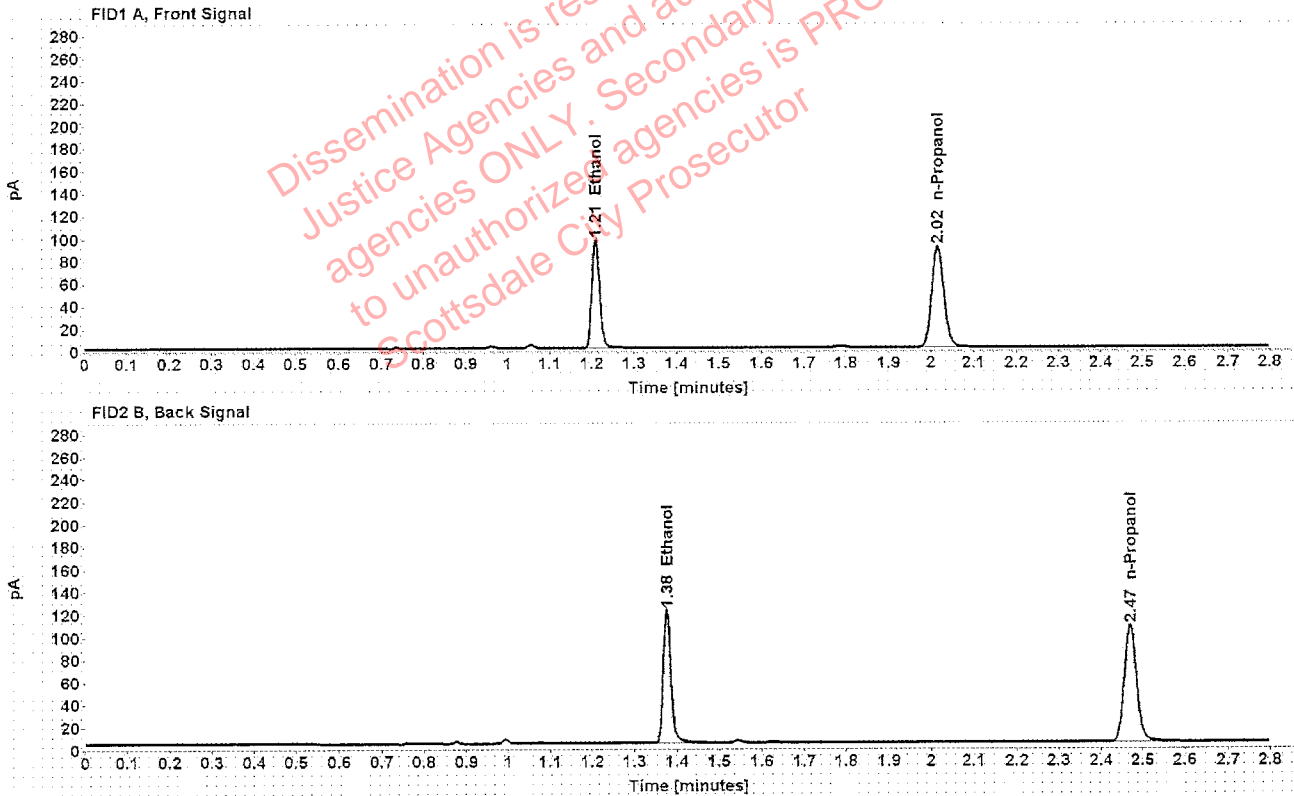


Table 1: FID 1 A (column DB-ALC1)

Compound	Amount (g/100mL)	Time (min)	Peak Area
>Ethanol	0.1933	1.210	123.555
n-Propanol	-----	2.015	179.050

Table 2: FID 2 B (column DB-ALC2)

Compound	Time (min)	Peak Area
Ethanol	1.375	153.192
n-Propanol	2.469	215.168

### Scottsdale Police Department Crime Lab Volatiles Analysis

Sample:	1284533	Vial:	41
Description:	[REDACTED]	LIMS ID:	[REDACTED]
Method:	ethanol quant.M	Sequence:	23Sept19
Instrument:	US14173023 CN14160045	Injection date:	9/23/2019 4:03:48 PM
Data file:	C:\Chem3211\Data\23Sept19\41.D	Analyst:	Kosecki

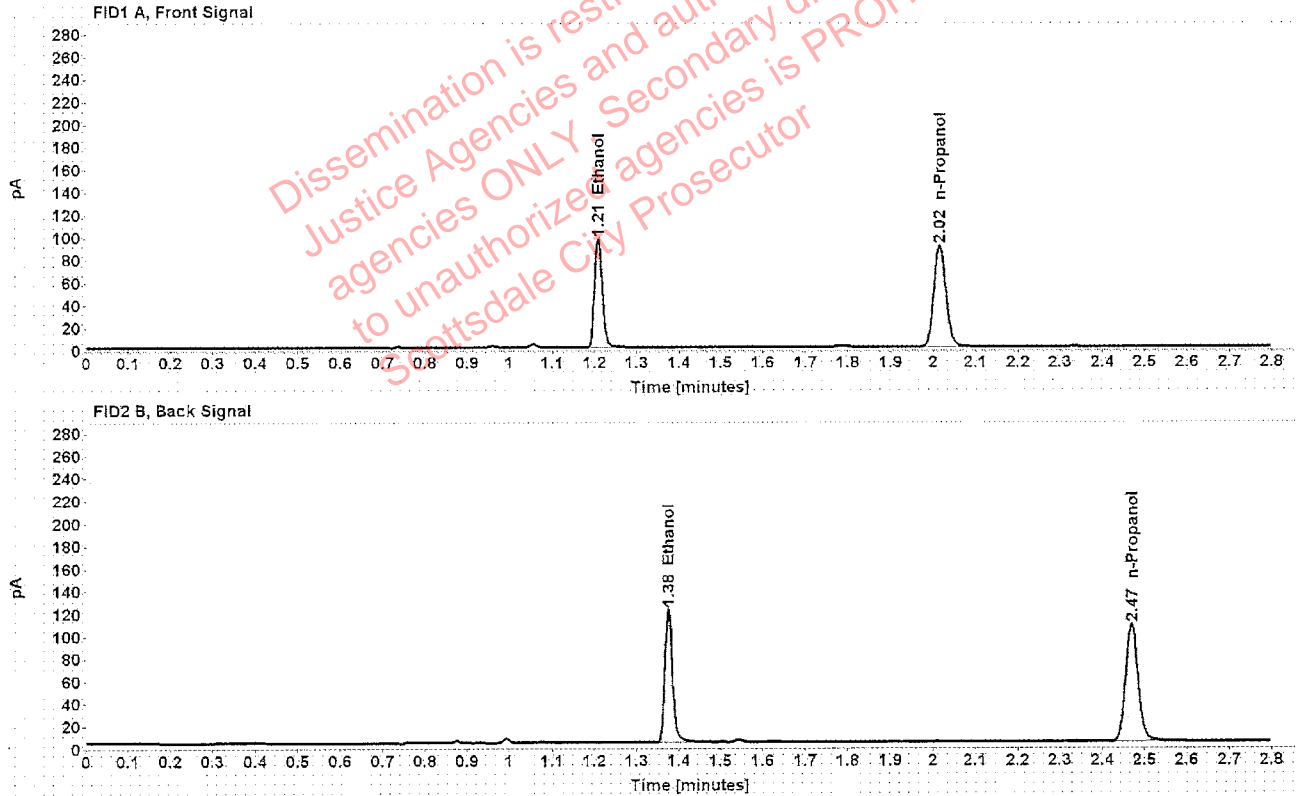


Table 1: FID 1 A (column DB-ALC1)

Compound	Amount (g/100mL)	Time (min)	Peak Area
>Ethanol	0.1927	1.209	123.225
n-Propanol	-----	2.015	179.120

Table 2: FID 2 B (column DB-ALC2)

Compound	Time (min)	Peak Area
Ethanol	1.375	153.098
n-Propanol	2.469	215.059

### Scottsdale Police Department Crime Lab Volatiles Analysis

Sample:	1266337	Vial:	43
Description:	[REDACTED]	LIMS ID:	[REDACTED]
Method:	ethanol quant.M	Sequence:	23Sept19
Instrument:	US14173023 CN14160045	Injection date:	9/23/2019 4:12:02 PM
Data file:	C:\Chem32\1\Data\23Sept19\43.D	Analyst:	Kosecki

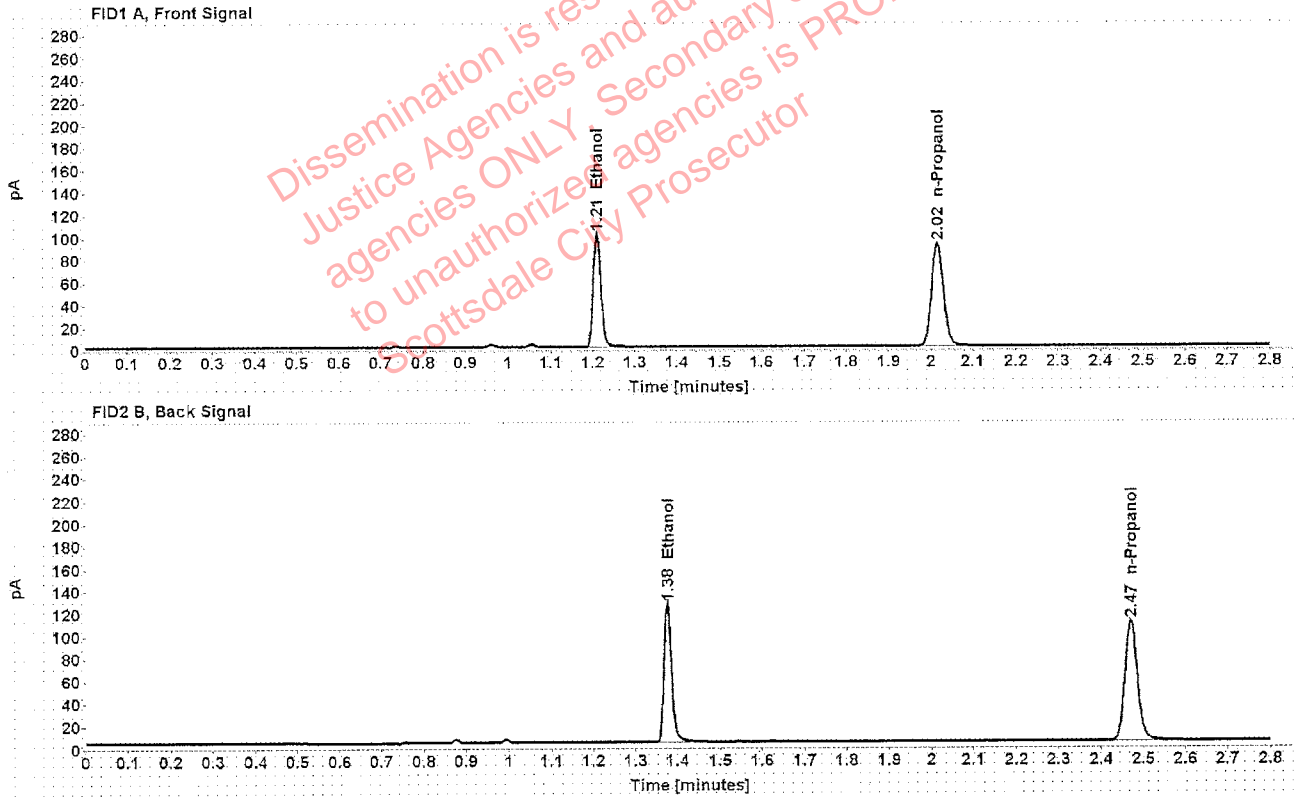


Table 1: FID 1 A (column DB-ALC1)

Compound	Amount (g/100mL)	Time (min)	Peak Area
>Ethanol	0.1972	1.210	129.152
n-Propanol	-----	2.016	183.498

Table 2: FID 2 B (column DB-ALC2)

Compound	Time (min)	Peak Area
Ethanol	1.376	160.072
n-Propanol	2.470	220.562

Case: [REDACTED] User: pkosecki 9/24/2019

### Scottsdale Police Department Crime Lab Volatiles Analysis

Sample:	1266337	Vial:	44
Description:	[REDACTED]	LIMS ID:	[REDACTED]
Method:	ethanol quant.M	Sequence:	23Sept19
Instrument:	US14173023 CN14160045	Injection date:	9/23/2019 4:16:03 PM
Data file:	C:\Chem32\1\Data\23Sept19\44.D	Analyst:	Kosecki

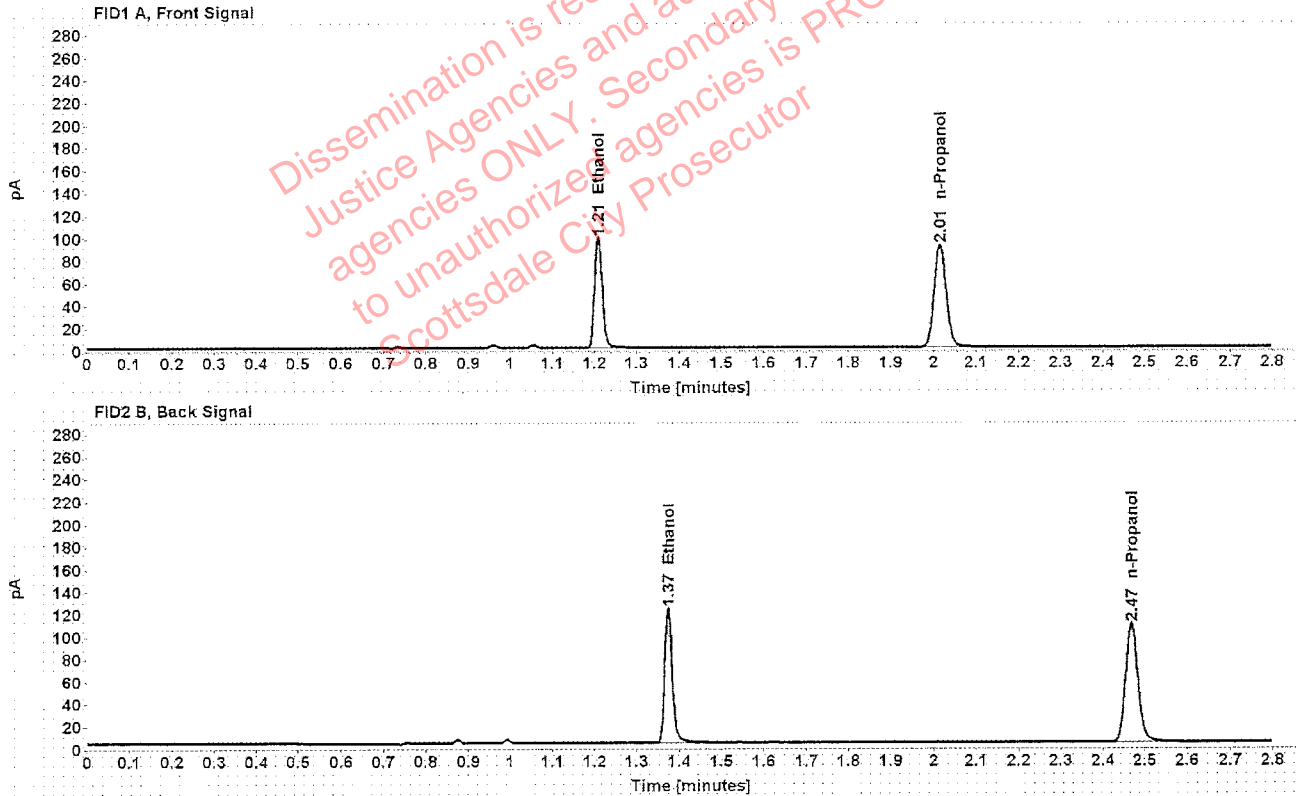


Table 1: FID 1 A (column DB-ALC1)

Compound	Amount (g/100mL)	Time (min)	Peak Area
>Ethanol	0.1927	1.209	125.074
n-Propanol	-----	2.015	181.867

Table 2: FID 2 B (column DB-ALC2)

Compound	Time (min)	Peak Area
Ethanol	1.374	154.936
n-Propanol	2.468	218.484

### Scottsdale Police Department Crime Lab Volatiles Analysis

Sample:	1280012 A	Vial:	45
Description:	[REDACTED]	LIMS ID:	[REDACTED]
Method:	ethanol quant.M	Sequence:	23Sept19
Instrument:	US14173023 CN14160045	Injection date:	9/23/2019 4:20:03 PM
Data file:	C:\Chem3211\Data\23Sept19\45.D	Analyst:	Kosecki

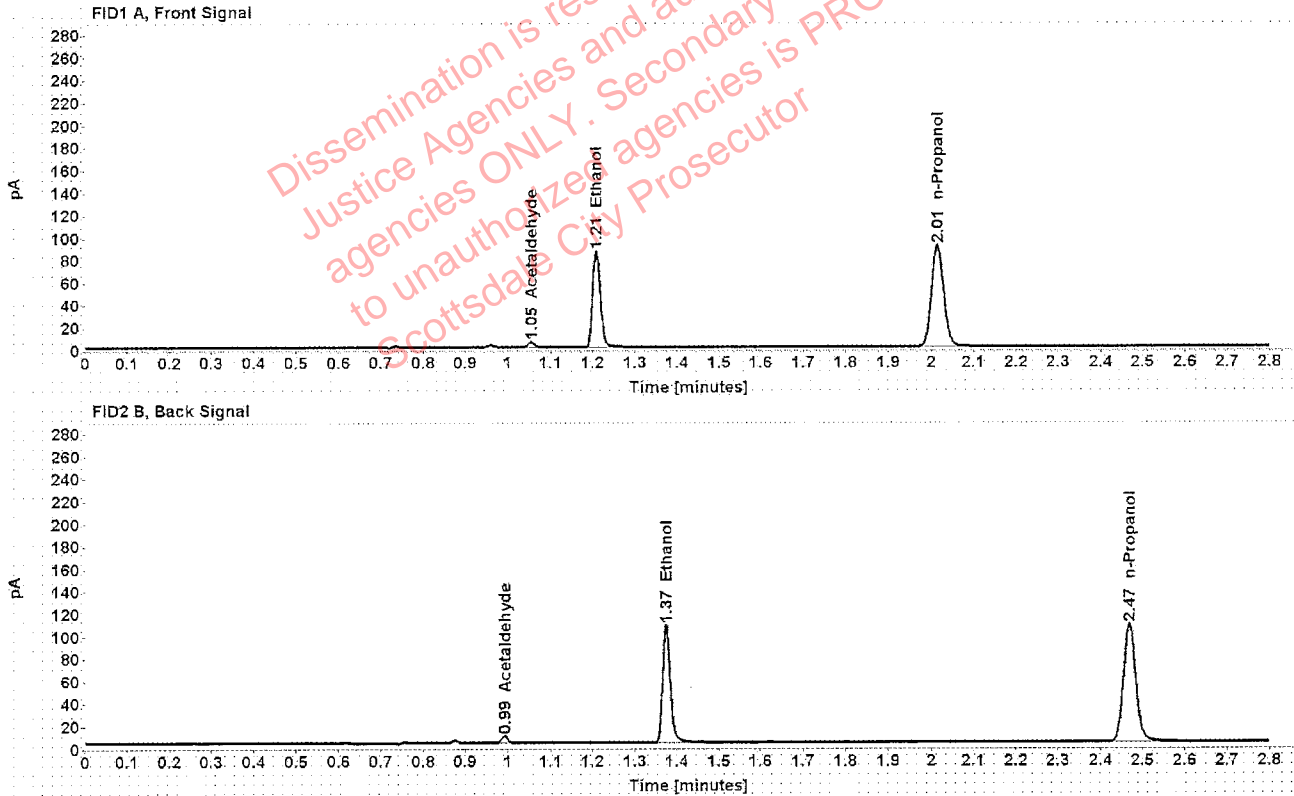


Table 1: FID 1 A (column DB-ALC1)

Compound	Amount (g/100mL)	Time (min)	Peak Area
Acetaldehyde	-----	1.055	4.646
>Ethanol	0.1699	1.209	109.442
n-Propanol	-----	2.015	180.556

Table 2: FID 2 B (column DB-ALC2)

Compound	Time (min)	Peak Area
Acetaldehyde	0.993	6.051
Ethanol	1.374	135.869
n-Propanol	2.468	217.167



### Scottsdale Police Department Crime Lab Volatiles Analysis

Sample: 1280012 <del>AS</del>	Vial: 46
Description: [REDACTED]	LIMS ID: [REDACTED]
Method: ethanol quant.M	Sequence: 23Sept19
Instrument: US14173023 CN14160045	Injection date: 9/23/2019 4:24:04 PM
Data file: C:\Chem32\1\Data\23Sept19\46.D	Analyst: Kosecki

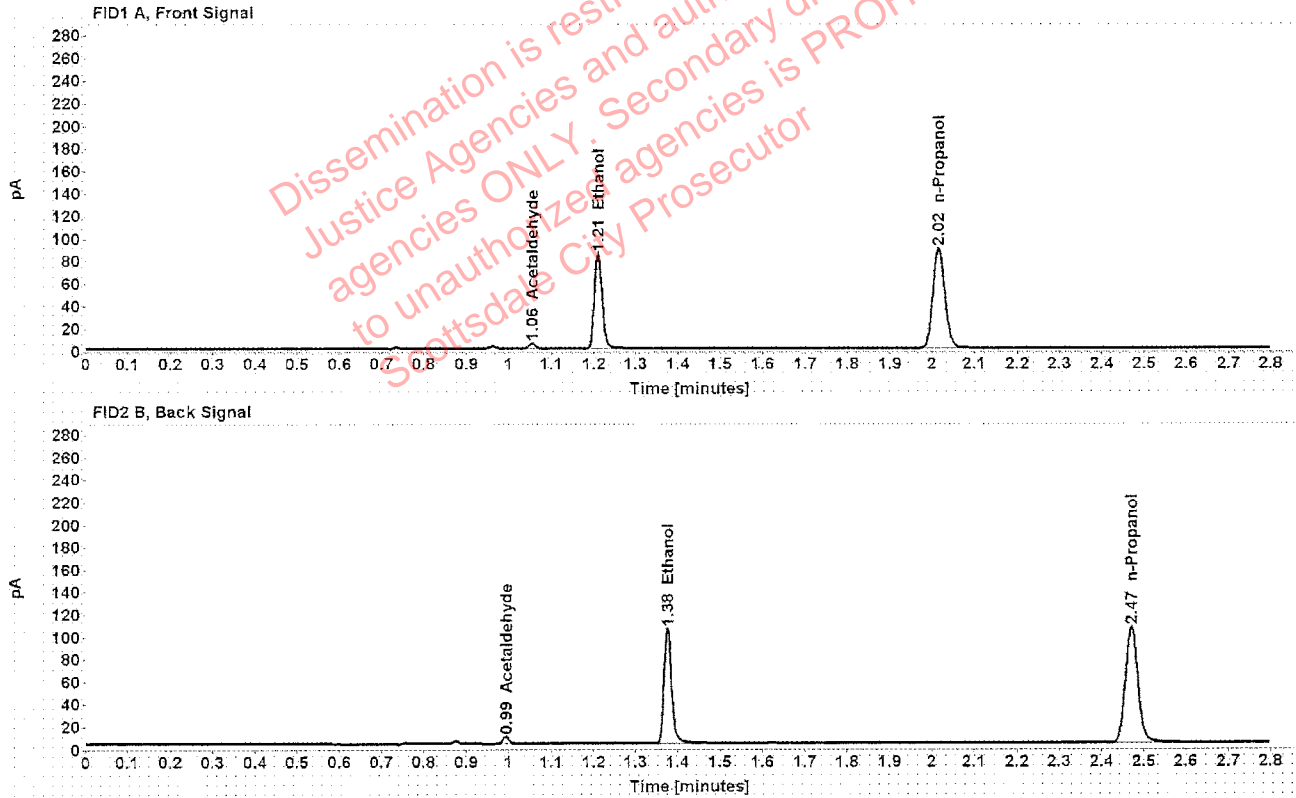


Table 1: FID 1 A (column DB-ALC1)

Compound	Amount (g/100mL)	Time (min)	Peak Area
Acetaldehyde	-----	1.055	4.630
>Ethanol	0.1700	1.210	107.585
n-Propanol	-----	2.016	177.309

Table 2: FID 2 B (column DB-ALC2)

Compound	Time (min)	Peak Area
Acetaldehyde	0.994	6.036
Ethanol	1.376	133.330
n-Propanol	2.470	213.265

Case: [REDACTED] User: pkosecki 9/24/2019

### Scottsdale Police Department Crime Lab Volatiles Analysis

Sample:	1286617	Vial:	47
Description:	[REDACTED]	LIMS ID:	[REDACTED]
Method:	ethanol quant.M	Sequence:	23Sept19
Instrument:	US14173023 CN14160045	Injection date:	9/23/2019 4:28:03 PM
Data file:	C:\Chem32\1\Data\23Sept19\47.D	Analyst:	Kosecki

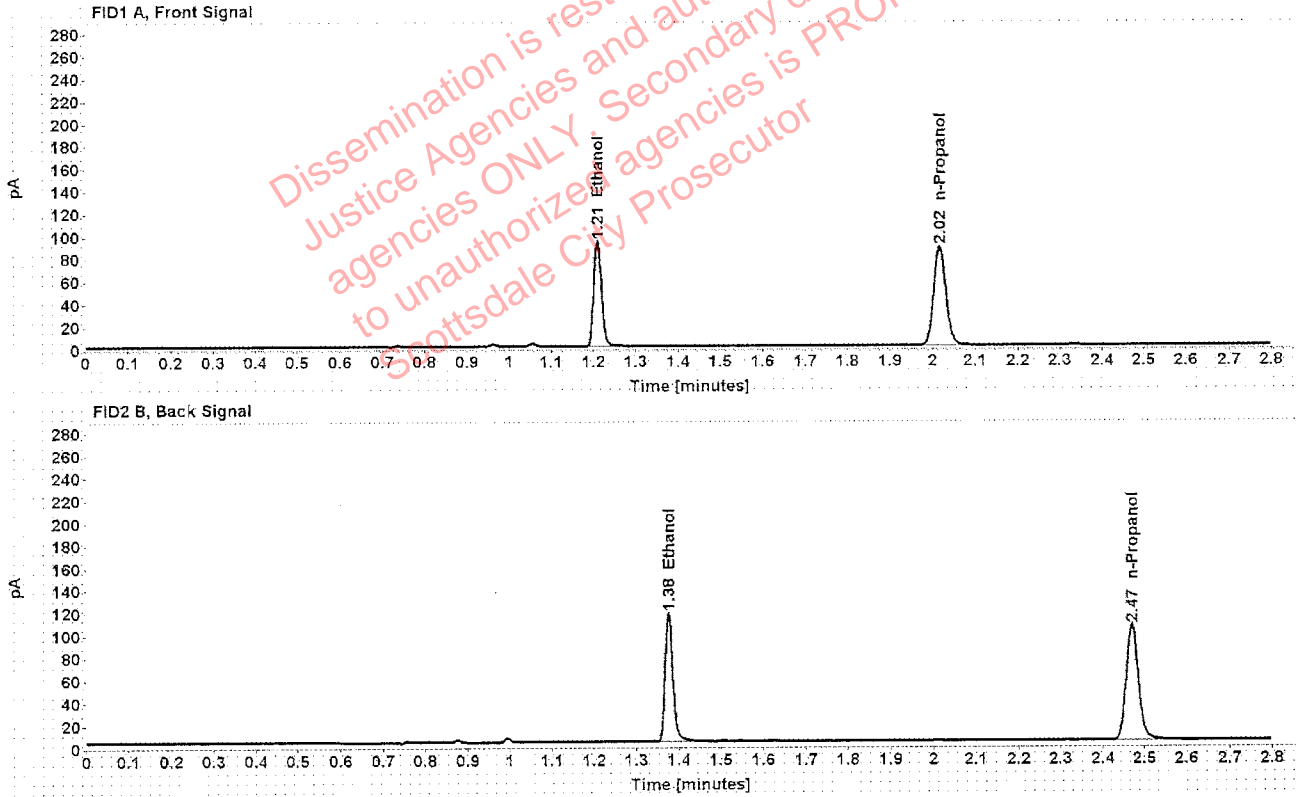


Table 1: FID 1 A (column DB-ALC1)

Compound	Amount (g/100mL)	Time (min)	Peak Area
>Ethanol	0.1909	1.210	119.201
n-Propanol	-----	2.016	174.947

Table 2: FID 2 B (column DB-ALC2)

Compound	Time (min)	Peak Area
Ethanol	1.376	147.789
n-Propanol	2.470	210.466

### Scottsdale Police Department Crime Lab Volatiles Analysis

Sample:	1286617	Vial:	48
Description:	[REDACTED]	LIMS ID:	[REDACTED]
Method:	ethanol quant.M	Sequence:	23Sept19
Instrument:	US14173023 CN14160045	Injection date:	9/23/2019 4:32:02 PM
Data file:	C:\Chem32\1\Data\23Sept19\48.D	Analyst:	Kosecki

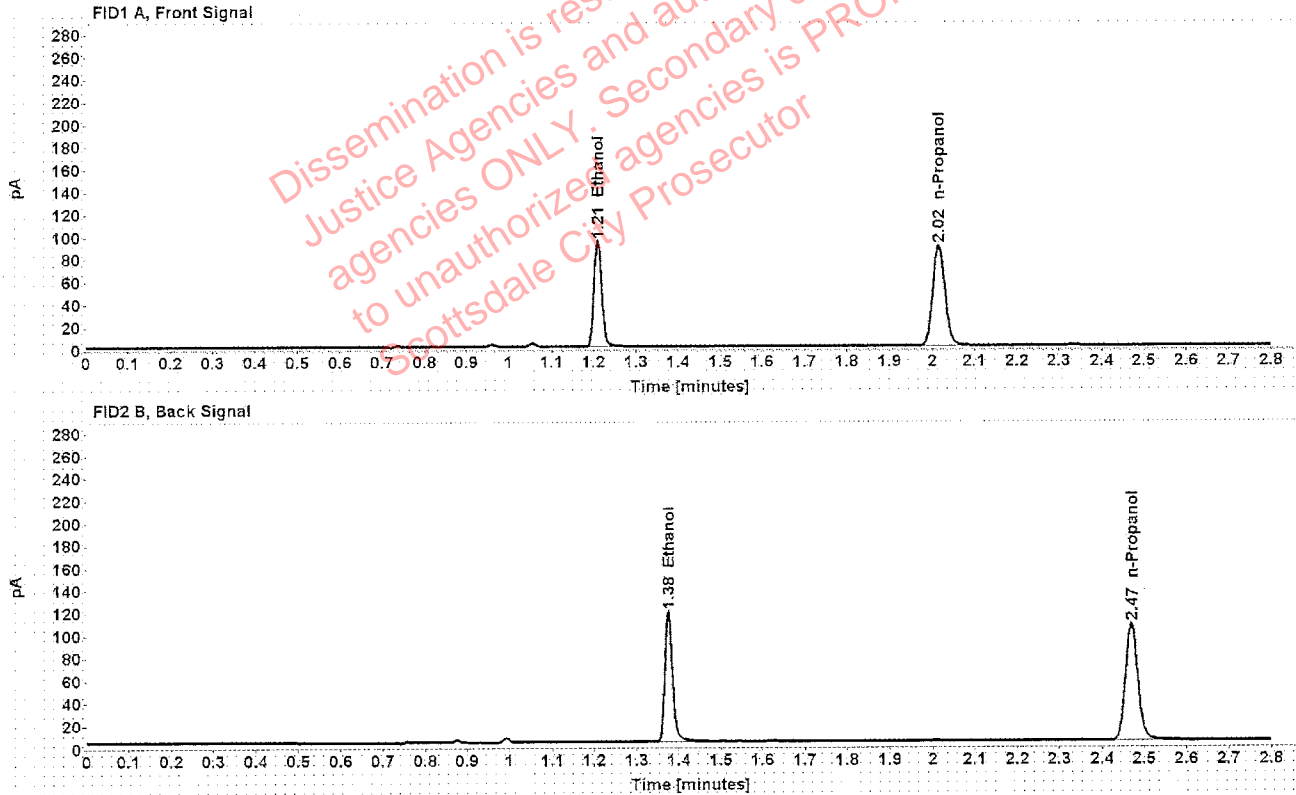


Table 1: FID 1 A (column DB-ALC1)

Compound	Amount (g/100mL)	Time (min)	Peak Area
>Ethanol	0.1894	1.209	120.348
n-Propanol	-----	2.015	178.002

Table 2: FID 2 B (column DB-ALC2)

Compound	Time (min)	Peak Area
Ethanol	1.375	148.872
n-Propanol	2.469	214.249

### Scottsdale Police Department Crime Lab Volatiles Analysis

Sample:	1277973	Vial:	49
Description:	[REDACTED]	LIMS ID:	[REDACTED]
Method:	ethanol quant.M	Sequence:	23Sept19
Instrument:	US14173023 CN14160045	Injection date:	9/23/2019 4:36:17 PM
Data file:	C:\Chem32\1\Data\23Sept19\49.D	Analyst:	Kosecki

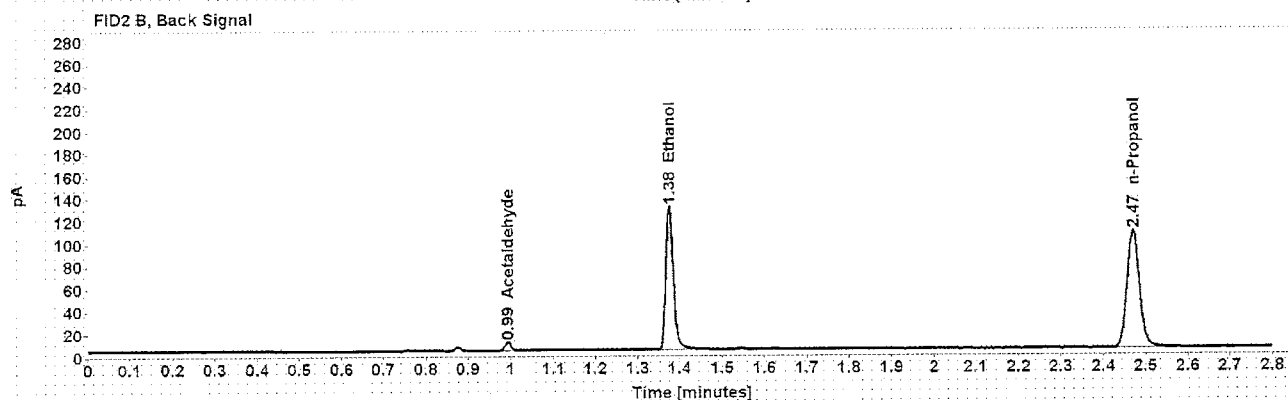
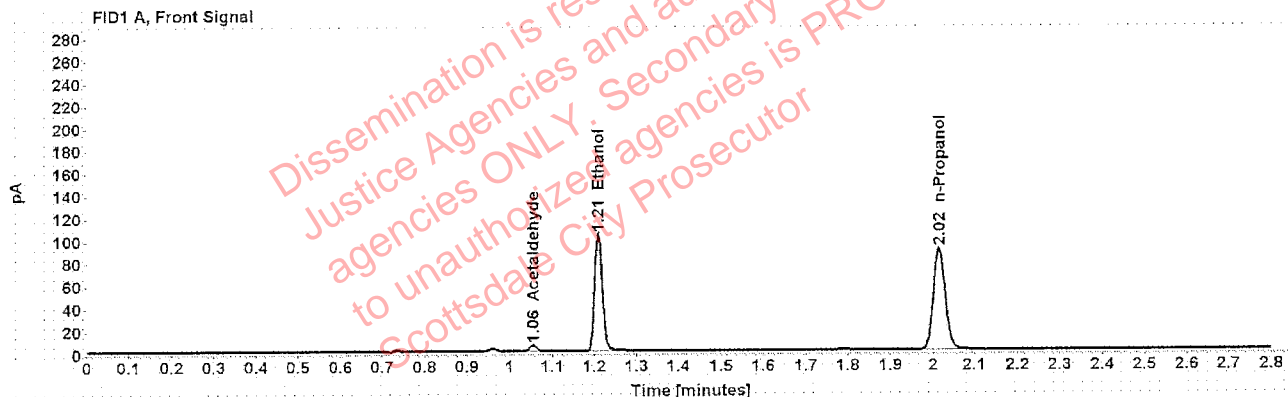


Table 1: FID 1 A (column DB-ALC1)

Compound	Amount (g/100mL)	Time (min)	Peak Area
Acetaldehyde	-----	1.055	5.465
>Ethanol	0.2076	1.210	132.790
n-Propanol	-----	2.016	179.191

Table 2: FID 2 B (column DB-ALC2)

Compound	Time (min)	Peak Area
Acetaldehyde	0.994	7.121
Ethanol	1.376	164.574
n-Propanol	2.470	215.978

### Scottsdale Police Department Crime Lab Volatiles Analysis

Sample:	1277973	Vial:	50
Description:	[REDACTED]	LIMS ID:	[REDACTED]
Method:	ethanol quant.M	Sequence:	23Sept19
Instrument:	US14173023 CN14160045	Injection date:	9/23/2019 4:40:19 PM
Data file:	C:\Chem32\1\Data\23Sept19\50.D	Analyst:	Kosecki

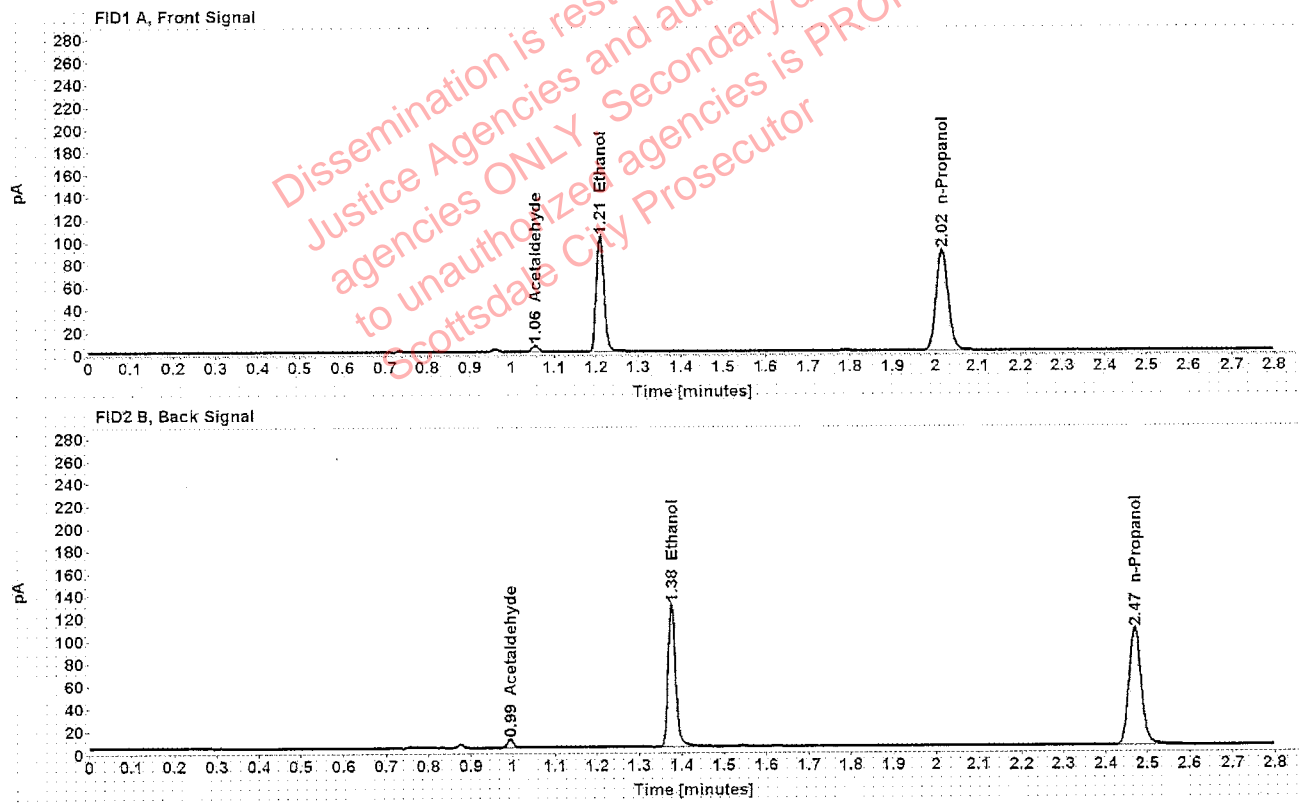


Table 1: FID 1 A (column DB-ALC1)

Compound	Amount (g/100mL)	Time (min)	Peak Area
Acetaldehyde	-----	1.055	5.447
>Ethanol	0.2065	1.210	131.448
n-Propanol	-----	2.015	178.296

Table 2: FID 2 B (column DB-ALC2)

Compound	Time (min)	Peak Area
Acetaldehyde	0.993	7.112
Ethanol	1.375	162.839
n-Propanol	2.469	214.645

Case: [REDACTED] User: pkosecki 9/24/2019

### Scottsdale Police Department Crime Lab Volatiles Analysis

Sample:	1287650	Vial:	51
Description:	[REDACTED]	LIMS ID:	[REDACTED]
Method:	ethanol quant.M	Sequence:	23Sept19
Instrument:	US14173023 CN14160045	Injection date:	9/23/2019 4:44:17 PM
Data file:	C:\Chem32\1\Data\23Sept19\51.D	Analyst:	Kosecki

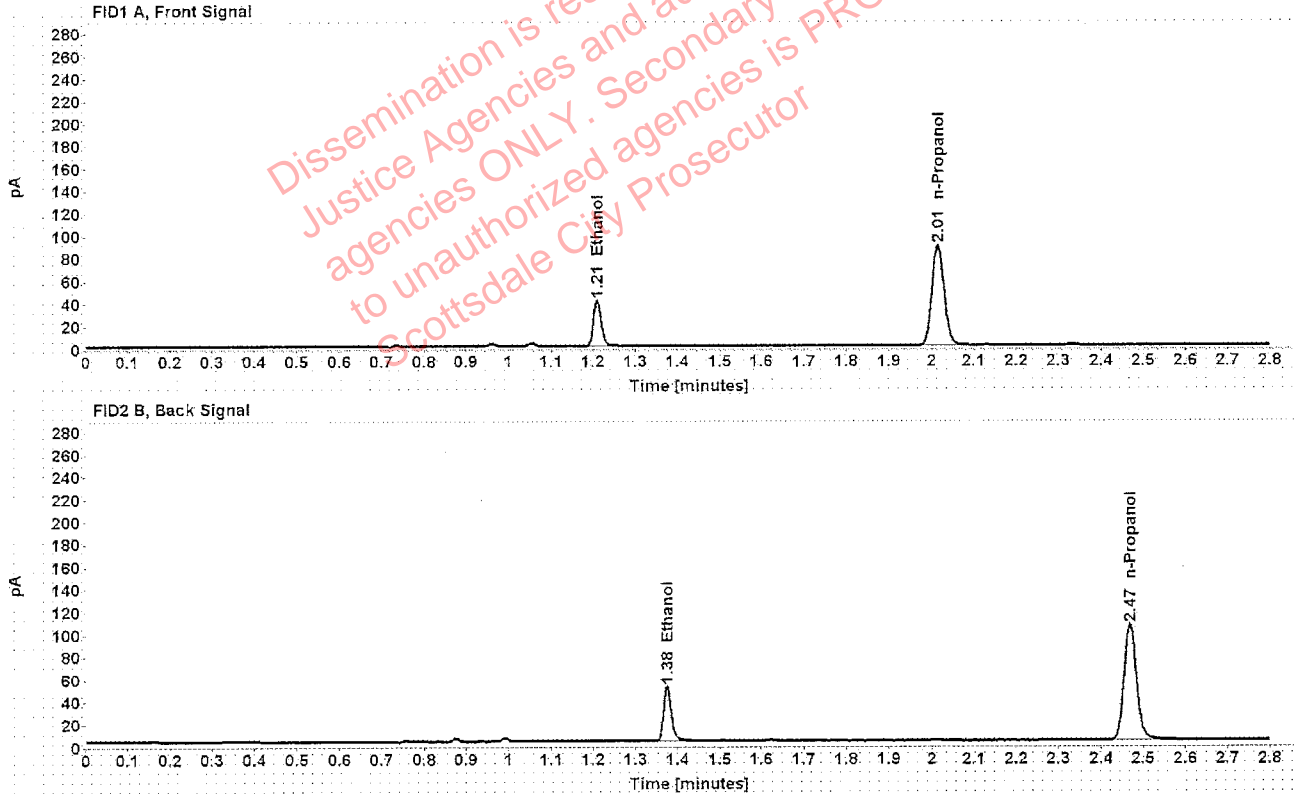


Table 1: FID 1 A (column DB-ALC1)

Compound	Amount (g/100mL)	Time (min)	Peak Area
>Ethanol	0.0820	1.210	51.668
n-Propanol	-----	2.015	176.984

Table 2: FID 2 B (column DB-ALC2)

Compound	Time (min)	Peak Area
Ethanol	1.375	62.848
n-Propanol	2.469	213.791

### Scottsdale Police Department Crime Lab Volatiles Analysis

Sample: 1287650	Vial: 52
Description: [REDACTED]	LIMS ID: [REDACTED]
Method: ethanol quant.M	Sequence: 23Sept19
Instrument: US14173023 CN14160045	Injection date: 9/23/2019 4:48:17 PM
Data file: C:\Chem32\1\Data\23Sept19\52.D	Analyst: Kosecki

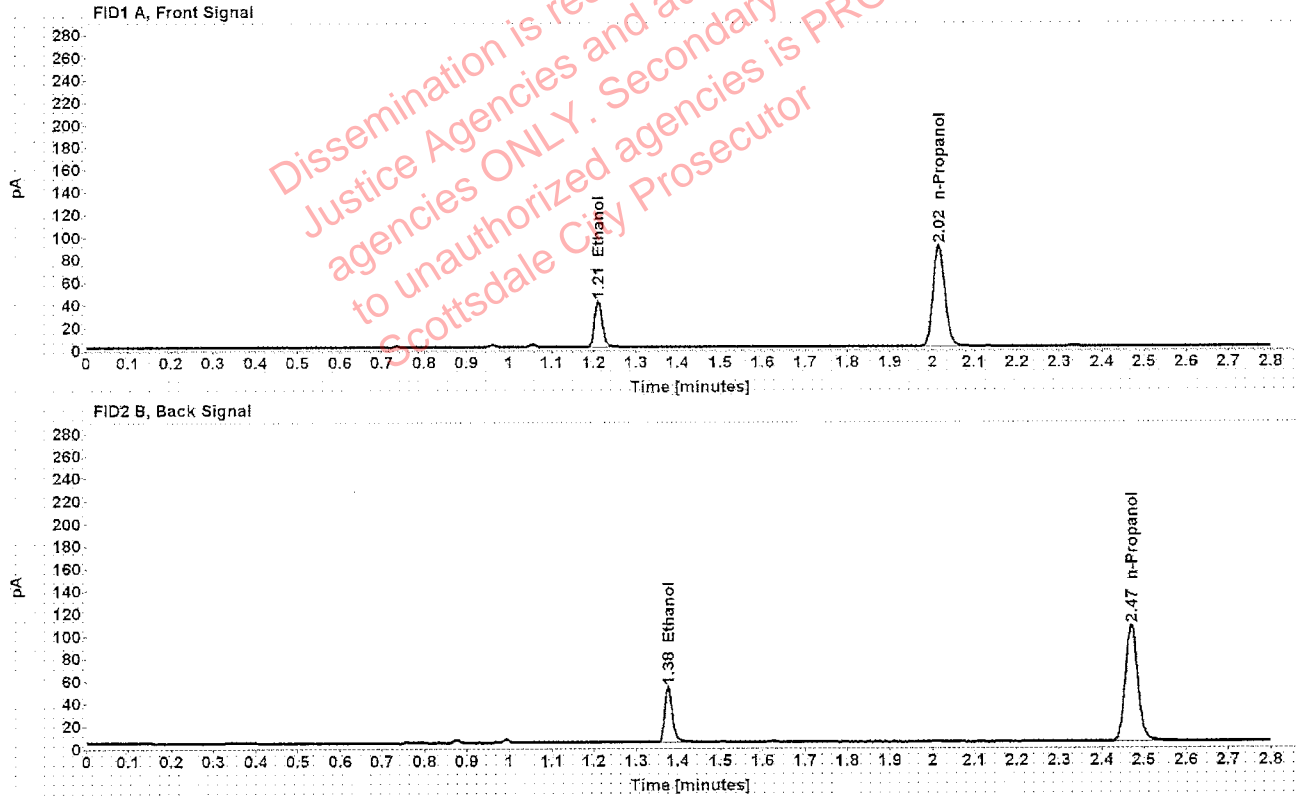


Table 1: FID 1 A (column DB-ALC1)

Compound	Amount (g/100mL)	Time (min)	Peak Area
>Ethanol	0.0821	1.211	51.962
n-Propanol	-----	2.016	177.762

Table 2: FID 2 B (column DB-ALC2)

Compound	Time (min)	Peak Area
Ethanol	1.377	63.329
n-Propanol	2.470	214.209

### Scottsdale Police Department Crime Lab Volatiles Analysis

Sample:	1287653	Vial:	54
Description:	[REDACTED]	LIMS ID:	[REDACTED]
Method:	ethanol quant.M	Sequence:	23Sept19
Instrument:	US14173023 CN14160045	Injection date:	9/23/2019 4:56:17 PM
Data file:	C:\Chem32\1\Data\23Sept19\54.D	Analyst:	Kosecki

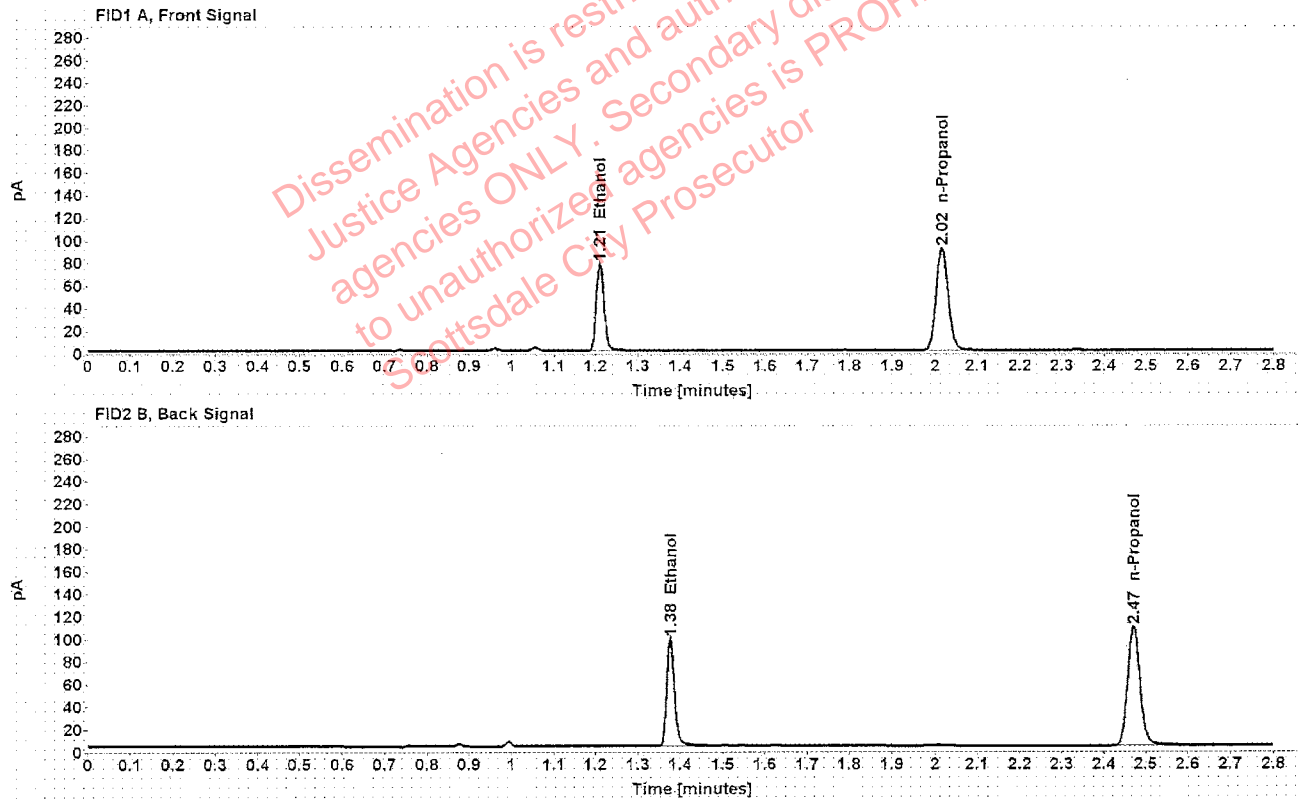


Table 1: FID 1 A (column DB-ALC1)

Compound	Amount (g/100mL)	Time (min)	Peak Area
>Ethanol	0.1540	1.210	99.539
n-Propanol	-----	2.016	181.207

Table 2: FID 2 B (column DB-ALC2)

Compound	Time (min)	Peak Area
Ethanol	1.377	123.349
n-Propanol	2.470	218.316



### Scottsdale Police Department Crime Lab Volatiles Analysis

Sample:	1287653	Vial:	55
Description:	[REDACTED]	LIMS ID:	[REDACTED]
Method:	ethanol quant.M	Sequence:	23Sept19
Instrument:	US14173023 CN14160045	Injection date:	9/23/2019 5:00:32 PM
Data file:	C:\Chem32\1\Data\23Sept19\55.D	Analyst:	Kosecki

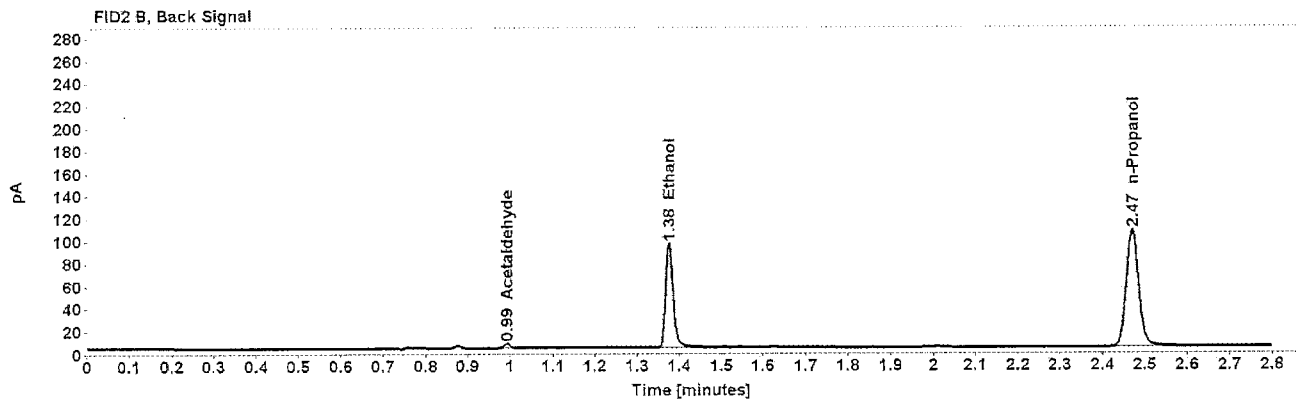
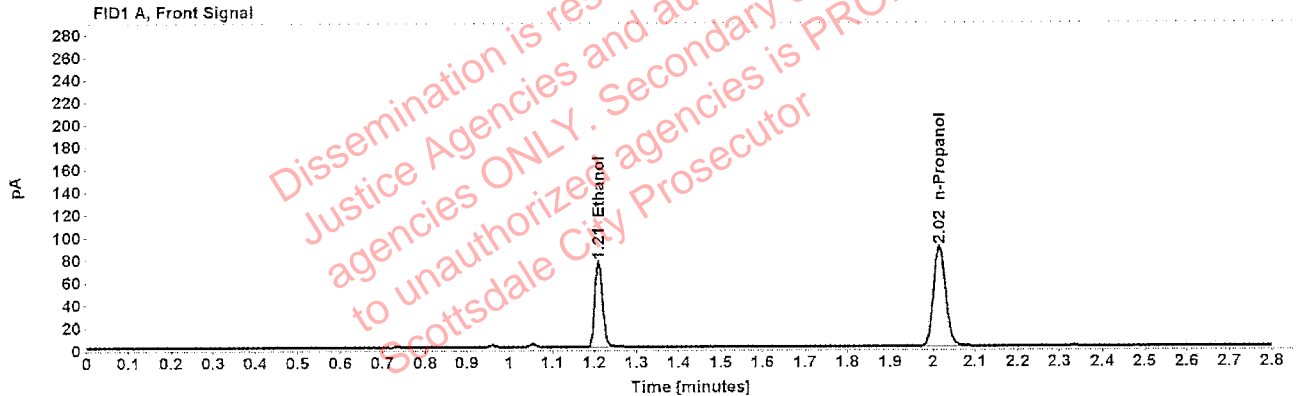


Table 1: FID 1 A (column DB-ALC1)

Compound	Amount (g/100mL)	Time (min)	Peak Area
>Ethanol	0.1532	1.210	96.986
n-Propanol	-----	2.015	177.438

Table 2: FID 2 B (column DB-ALC2)

Compound	Time (min)	Peak Area
Acetaldehyde	0.994	3.752
Ethanol	1.376	120.427
n-Propanol	2.469	213.623

**Scottsdale Police Department Crime Lab Volatiles Analysis**

Sample:	1286996	Vial:	56
Description:	[REDACTED]	LIMS ID:	[REDACTED]
Method:	ethanol quant.M	Sequence:	23Sept19
Instrument:	US14173023 CN14160045	Injection date:	9/23/2019 5:04:32 PM
Data file:	C:\Chem32\1\Data\23Sept19\56.D	Analyst:	Kosecki

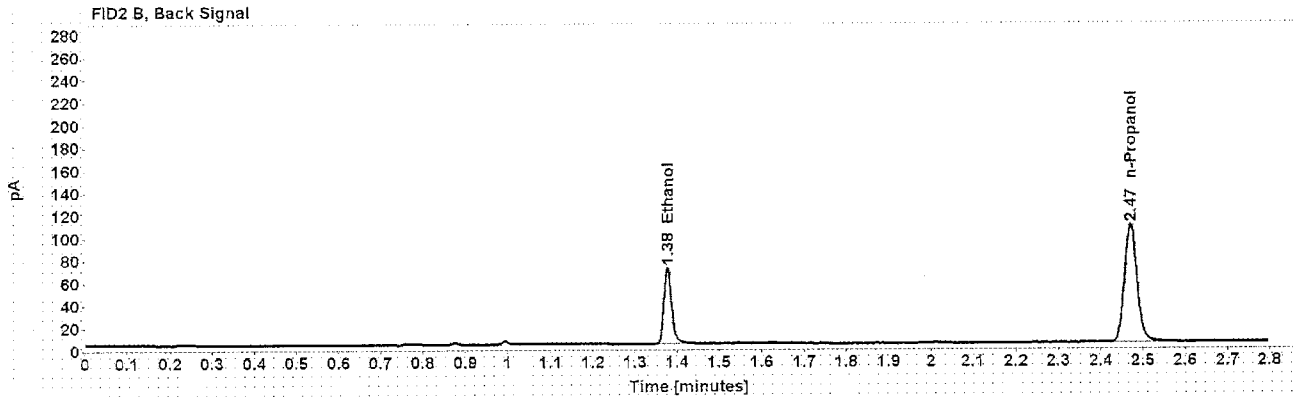
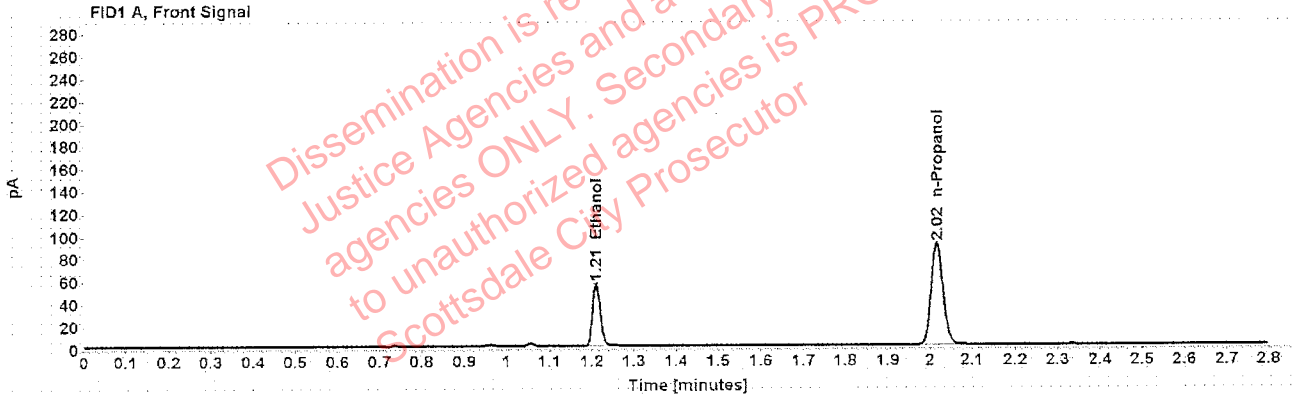


Table 1: FID 1 A (column DB-ALC1)

Compound	Amount (g/100mL)	Time (min)	Peak Area
>Ethanol	0.1112	1.211	71.574
n-Propanol	-----	2.016	180.561

Table 2: FID 2 B (column DB-ALC2)

Compound	Time (min)	Peak Area
Ethanol	1.377	87.251
n-Propanol	2.470	216.995

### Scottsdale Police Department Crime Lab Volatiles Analysis

Sample:	1286996	Vial:	57
Description:	[REDACTED]	LIMS ID:	[REDACTED]
Method:	ethanol quant.M	Sequence:	23Sept19
Instrument:	US14173023 CN14160045	Injection date:	9/23/2019 5:08:34 PM
Data file:	C:\Chem32\1\Data\23Sept19\57.D	Analyst:	Kosecki

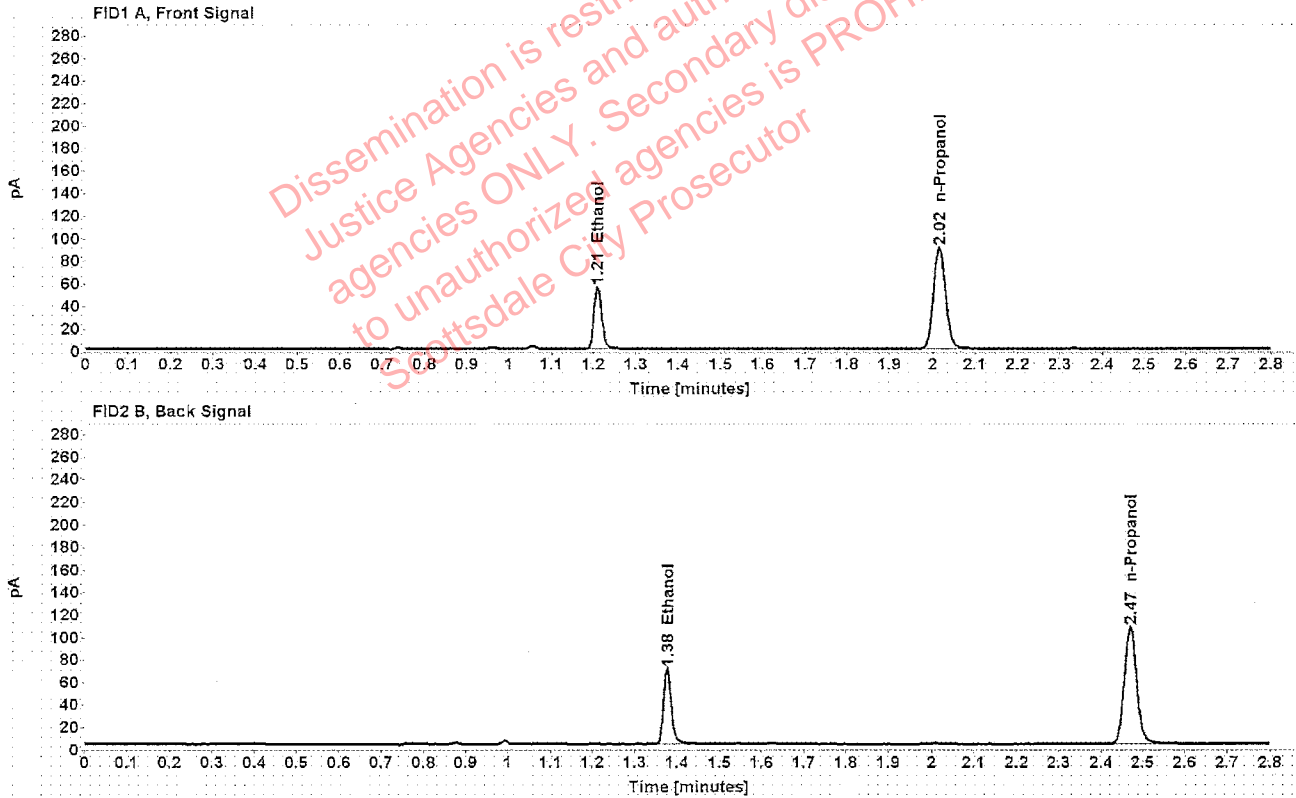


Table 1: FID 1 A (column DB-ALC1)

Compound	Amount (g/100mL)	Time (min)	Peak Area
>Ethanol	0.1108	1.210	70.759
n-Propanol	-----	2.016	179.179

Table 2: FID 2 B (column DB-ALC2)

Compound	Time (min)	Peak Area
Ethanol	1.376	87.974
n-Propanol	2.470	215.376

### Scottsdale Police Department Crime Lab Volatiles Analysis

Sample:	1288711	Vial:	58
Description:	[REDACTED]	LIMS ID:	[REDACTED]
Method:	ethanol quant.M	Sequence:	23Sept19
Instrument:	US14173023 CN14160045	Injection date:	9/23/2019 5:12:32 PM
Data file:	C:\Chem32\1\Data\23Sept19\58.D	Analyst:	Kosecki

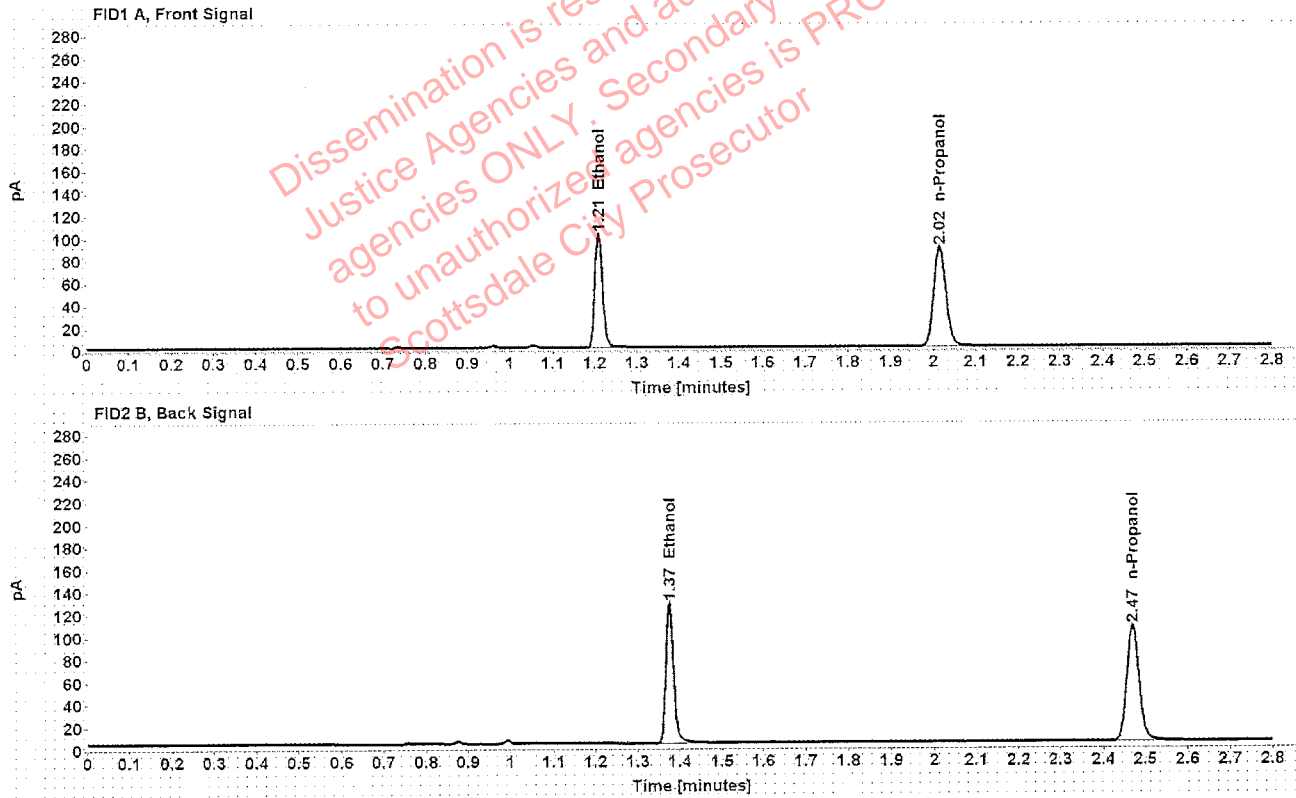


Table 1: FID 1 A (column DB-ALC1)

Compound	Amount (g/100mL)	Time (min)	Peak Area
>Ethanol	0.2058	1.209	129.674
n-Propanol	-----	2.015	176.528

Table 2: FID 2 B (column DB-ALC2)

Compound	Time (min)	Peak Area
Ethanol	1.375	160.492
n-Propanol	2.469	212.232

### Scottsdale Police Department Crime Lab Volatiles Analysis

Sample:	1288711	Vial:	59
Description:	[REDACTED]	LIMS ID:	[REDACTED]
Method:	ethanol quant.M	Sequence:	23Sept19
Instrument:	US14173023 CN14160045	Injection date:	9/23/2019 5:16:32 PM
Data file:	C:\Chem32\1\Data\23Sept19\59.D	Analyst:	Kosecki

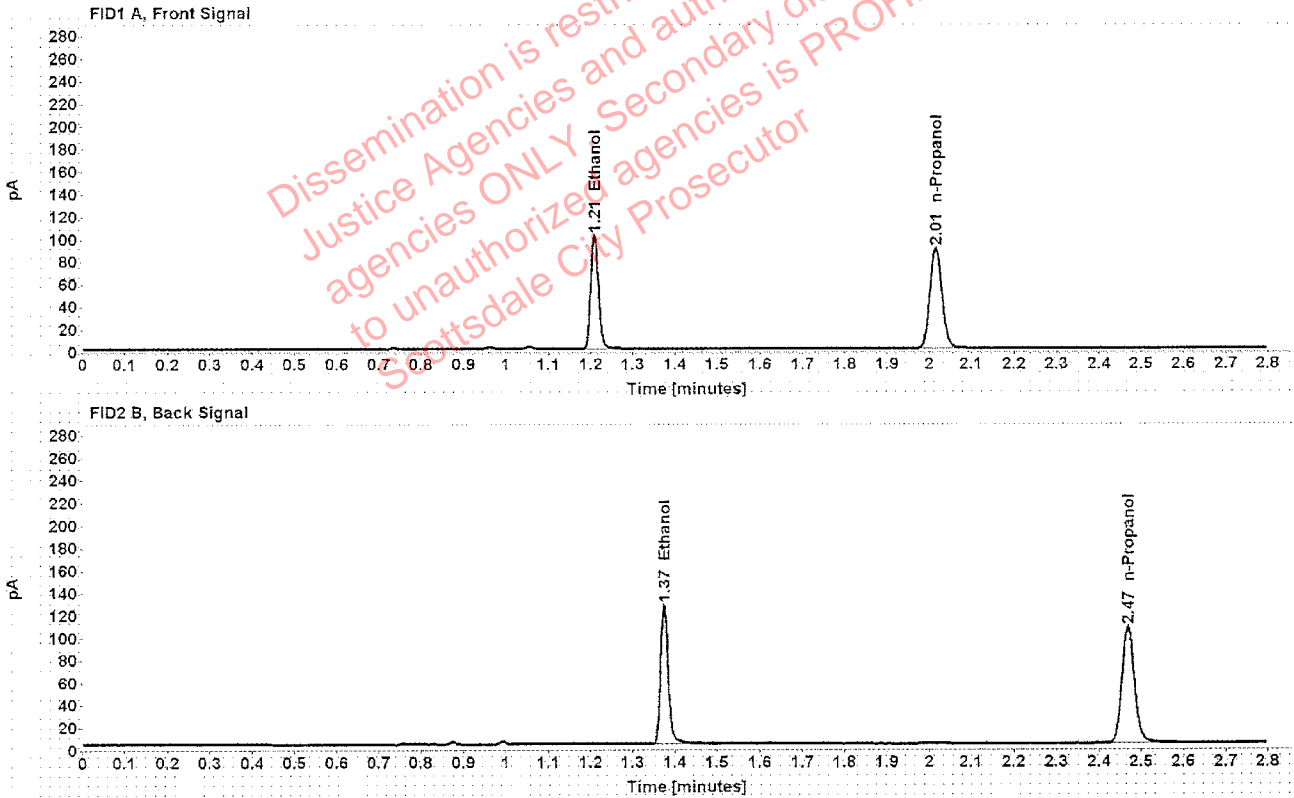


Table 1: FID 1 A (column DB-ALC1)

Compound	Amount (g/100mL)	Time (min)	Peak Area
>Ethanol	0.2036	1.209	129.449
n-Propanol	-----	2.015	178.130

Table 2: FID 2 B (column DB-ALC2)

Compound	Time (min)	Peak Area
Ethanol	1.374	160.556
n-Propanol	2.468	214.136

### Scottsdale Police Department Crime Lab Volatiles Analysis

Sample:	1286870	Vial:	60
Description:	[REDACTED]	LIMS ID:	[REDACTED]
Method:	ethanol quant.M	Sequence:	23Sept19
Instrument:	US14173023 CN14160045	Injection date:	9/23/2019 5:20:34 PM
Data file:	C:\Chem32\1\Data\23Sept19\60.D	Analyst:	Kosecki

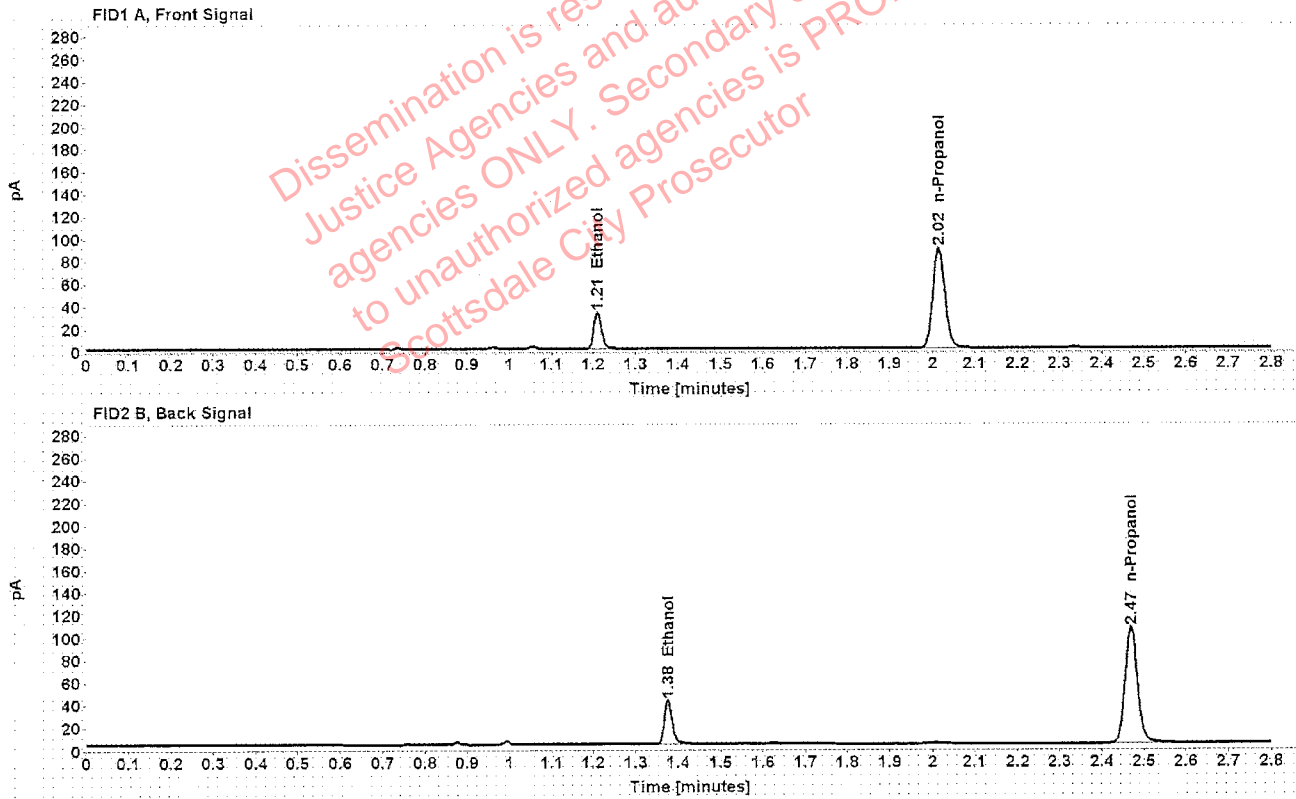


Table 1: FID 1 A (column DB-ALC1)

Compound	Amount (g/100mL)	Time (min)	Peak Area
>Ethanol	0.0653	1.210	41.101
n-Propanol	-----	2.015	176.890

Table 2: FID 2 B (column DB-ALC2)

Compound	Time (min)	Peak Area
Ethanol	1.376	49.791
n-Propanol	2.469	213.517

### Scottsdale Police Department Crime Lab Volatiles Analysis

Sample:	1286870	Vial:	61
Description:	[REDACTED]	LIMS ID:	[REDACTED]
Method:	ethanol quant.M	Sequence:	23Sept19
Instrument:	US14173023 CN14160045	Injection date:	9/23/2019 5:24:47 PM
Data file:	C:\Chem32\1\Data\23Sept19\61.D	Analyst:	Kosecki

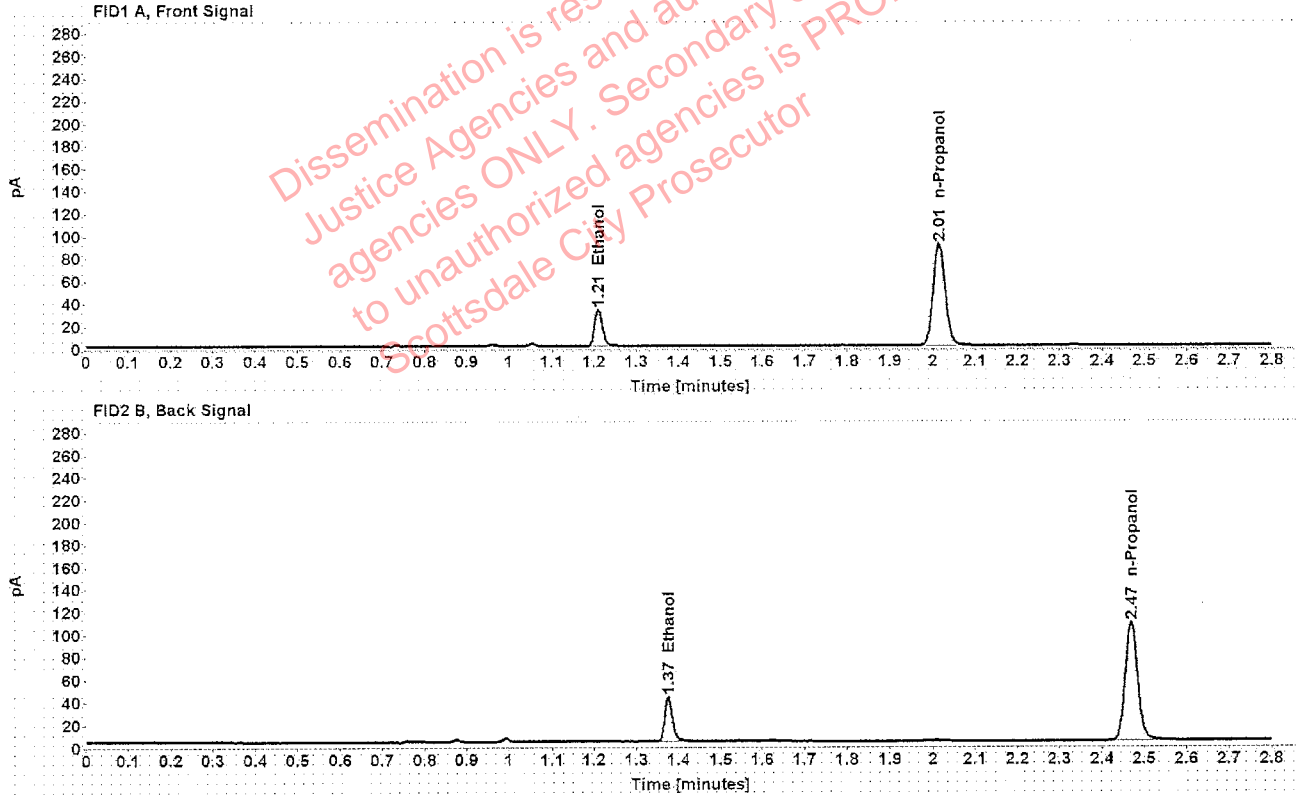


Table 1: FID 1 A (column DB-ALC1)

Compound	Amount (g/100mL)	Time (min)	Peak Area
>Ethanol	0.0651	1.210	41.874
n-Propanol	-----	2.015	180.827

Table 2: FID 2 B (column DB-ALC2)

Compound	Time (min)	Peak Area
Ethanol	1.375	50.764
n-Propanol	2.468	217.599

### Scottsdale Police Department Crime Lab Volatiles Analysis

Sample:	1271269	Vial:	62
Description:	[REDACTED]	LIMS ID:	[REDACTED]
Method:	ethanol quant.M	Sequence:	23Sept19
Instrument:	US14173023 CN14160045	Injection date:	9/23/2019 5:28:48 PM
Data file:	C:\Chem32\1\Data\23Sept19\62.D	Analyst:	Kosecki

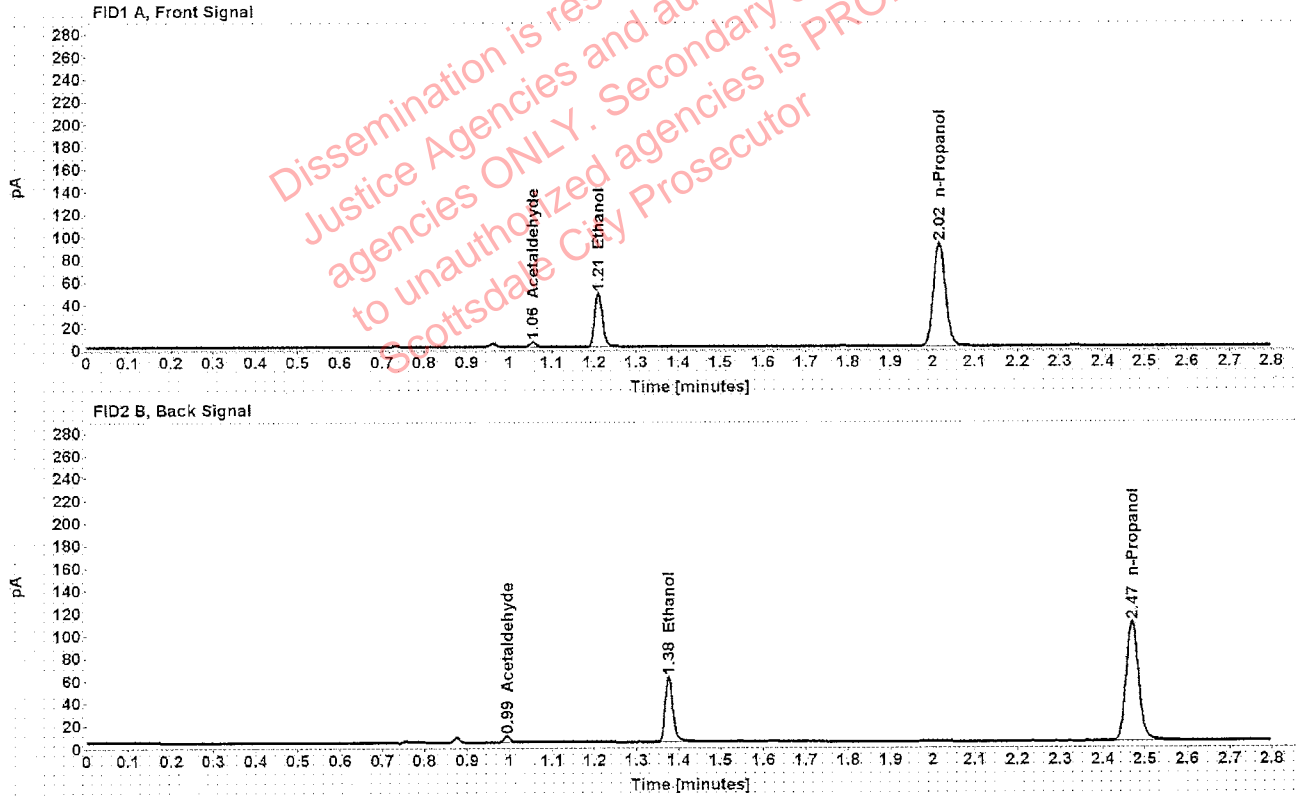


Table 1: FID 1 A (column DB-ALC1)

Compound	Amount (g/100mL)	Time (min)	Peak Area
Acetaldehyde	-----	1.055	4.049
>Ethanol	0.0941	1.210	61.339
n-Propanol	-----	2.015	182.876

Table 2: FID 2 B (column DB-ALC2)

Compound	Time (min)	Peak Area
Acetaldehyde	0.994	5.316
Ethanol	1.376	74.223
n-Propanol	2.470	219.740



Case: [REDACTED] User: pkosecki 9/24/2019

### Scottsdale Police Department Crime Lab Volatiles Analysis

Sample:	1271269	Vial:	63
Description:	[REDACTED]	LIMS ID:	[REDACTED]
Method:	ethanol quant.M	Sequence:	23Sept19
Instrument:	US14173023 CN14160045	Injection date:	9/23/2019 5:32:47 PM
Data file:	C:\Chem32\1\Data\23Sept19\63.D	Analyst:	Kosecki

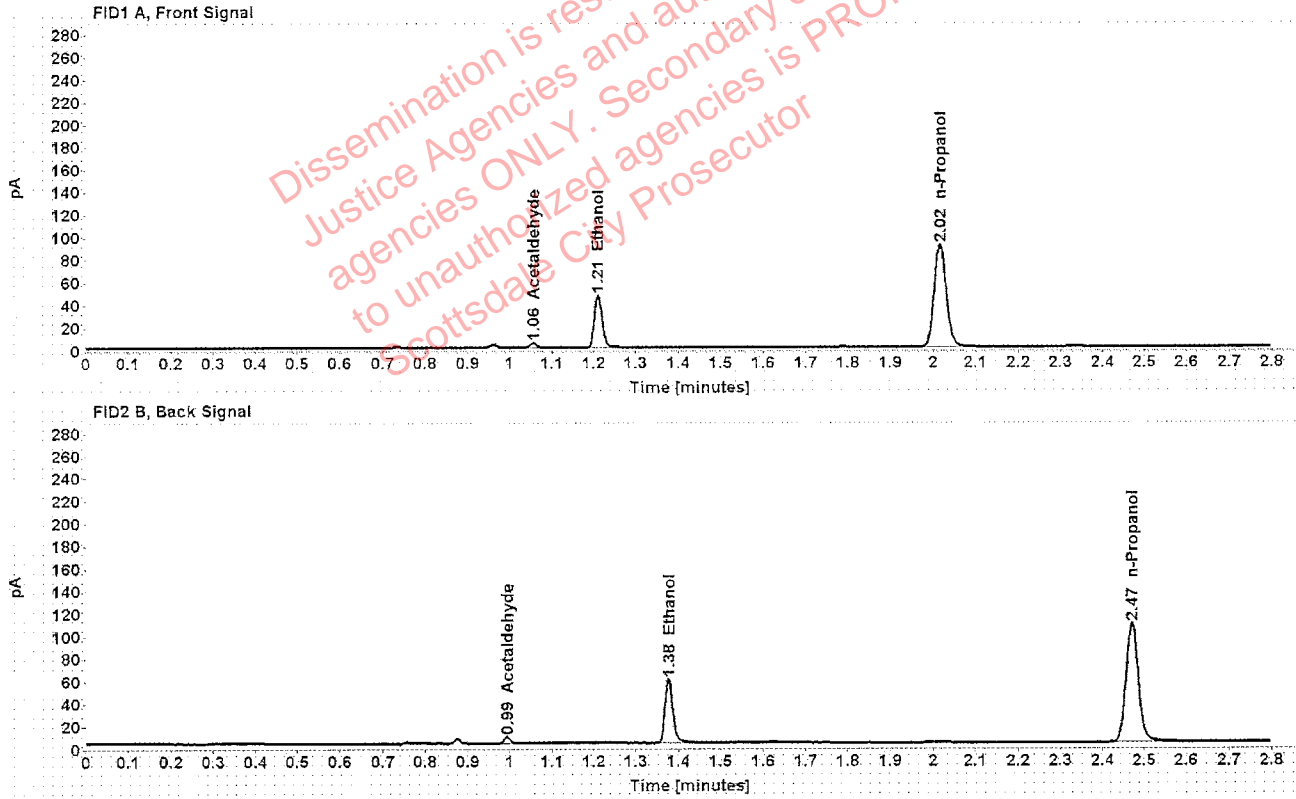


Table 1: FID 1 A (column DB-ALC1)

Compound	Amount (g/100mL)	Time (min)	Peak Area
Acetaldehyde	-----	1.056	4.219
>Ethanol	0.0930	1.211	60.073
n-Propanol	-----	2.016	181.365

Table 2: FID 2 B (column DB-ALC2)

Compound	Time (min)	Peak Area
Acetaldehyde	0.994	5.497
Ethanol	1.377	72.782
n-Propanol	2.470	218.162