

Scottsdale Police Department Crime Laboratory Sequence Quality Assurance Summary

SEQUENCE NAME: 06Jan20

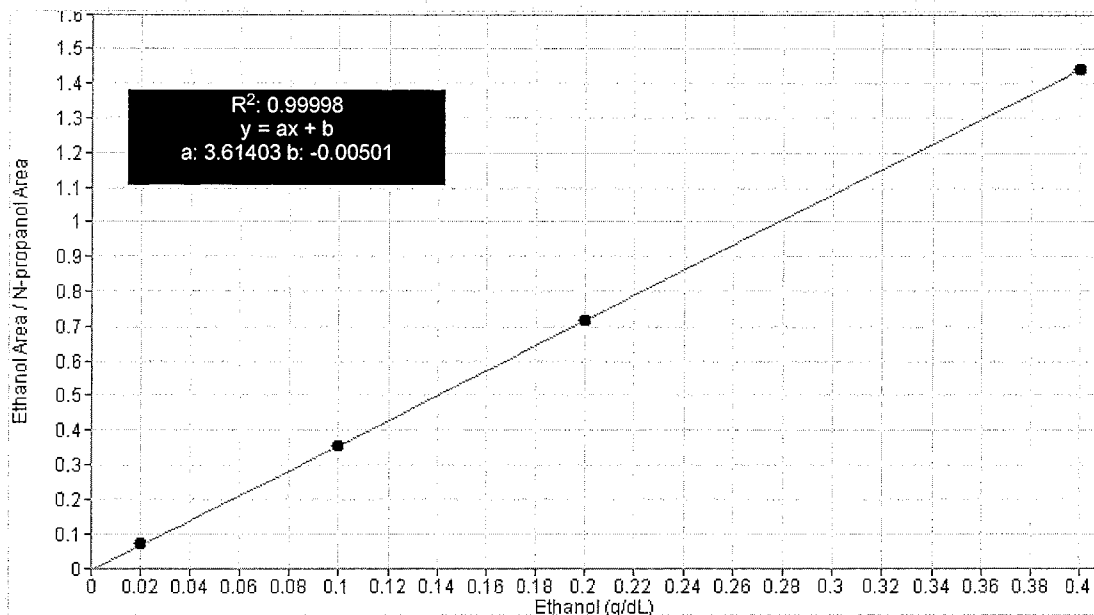
ANALYST: Canonico

ee

Sample Name	Vial	Measured Value (g/dL)	Expected Value (g/dL)	Percent Difference	Absolute Difference (g/dL)
blank 121219	5	negative	negative	-	-
0.400 11092018-A	7	0.400	0.400	0.00	0.000
0.040 14082019-B	8	0.041	0.040	2.50	0.001
0.198 407041529/13	9	0.200	0.198	1.01	0.002
0.080 03102016-A/1	20	0.080	0.080	0.00	0.000
0.150 09022015-C	31	0.152	0.150	1.33	0.002
0.198 407041529/13	42	0.200	0.198	1.01	0.002
0.080 03102016-A/1	53	0.081	0.080	1.25	0.001
0.40 11092018-A	58	0.414	0.400	3.50	0.014
0.04 14082019-B	59	0.041	0.040	2.50	0.001
0.198 407041529/13	60	0.198	0.198	0.00	0.000
blank 040919WB	61	negative	negative	-	-

Calibrator	Ethanol Area	N-propanol Area	Ratio
0.020	11.794	168.879	0.070
0.100	59.075	166.571	0.355
0.200	120.818	168.851	0.716
0.400	242.662	168.277	1.442

Calibration Line



Scottsdale Police Department Crime Lab Volatiles Analysis

Sample: FN03241604	Vial: 1
Description: 0.020 calibrator	Sequence: 06Jan20
Method: ethanol quant.M	Injection date: 1/6/2020 2:26:19 PM
Instrument: US14173023 CN14160045	Analyst: Canonico ec
Data file: C:\Chem32\1\Data\06Jan20\1.D	

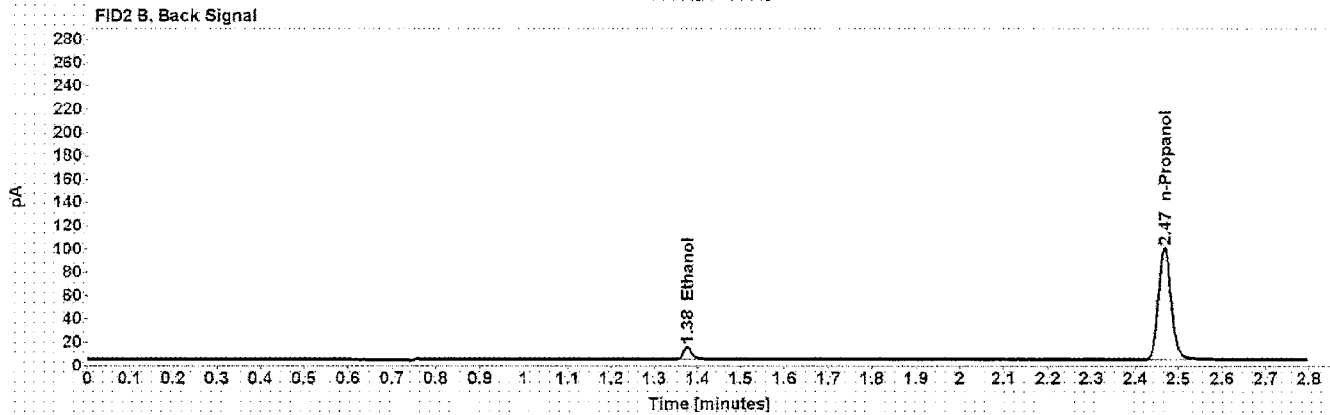


Table 1: FID 1 A (column DB-ALC1)

Compound	Time (min)	Peak Area
Ethanol	1.212	11.794
n-Propanol	2.015	168.879

Table 2: FID 2 B (column DB-ALC2)

Compound	Time (min)	Peak Area
Ethanol	1.376	14.163
n-Propanol	2.468	198.293

Scottsdale Police Department Crime Lab Volatiles Analysis

Sample: FN02271802	Vial: 2	
Description: 0.100 calibrator	Sequence: 06Jan20	
Method: ethanol quant.M	Injection date: 1/6/2020 2:30:19 PM	
Instrument: US14173023 CN14160045	Analyst: Canonico	ee
Data file: C:\Chem32\1\Data\06Jan20\2.D		

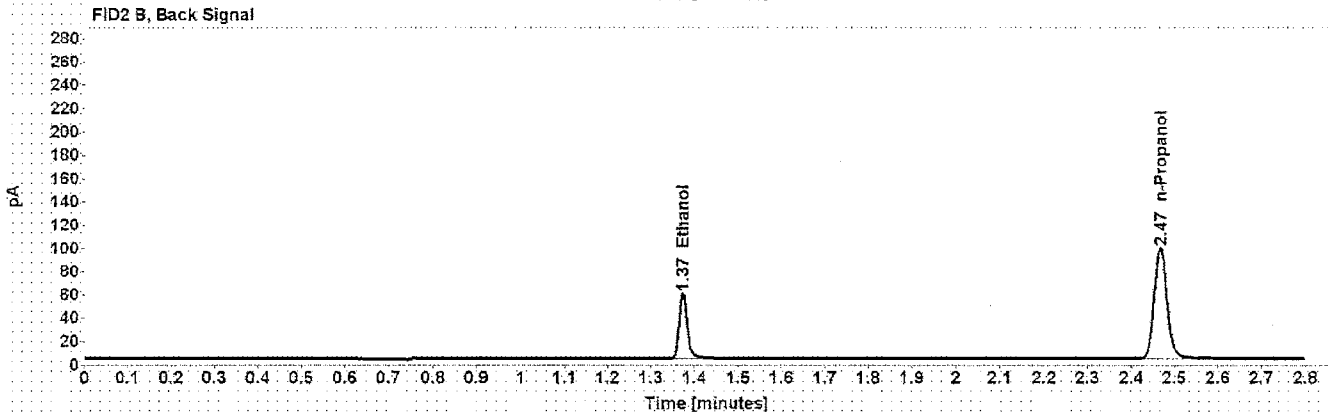
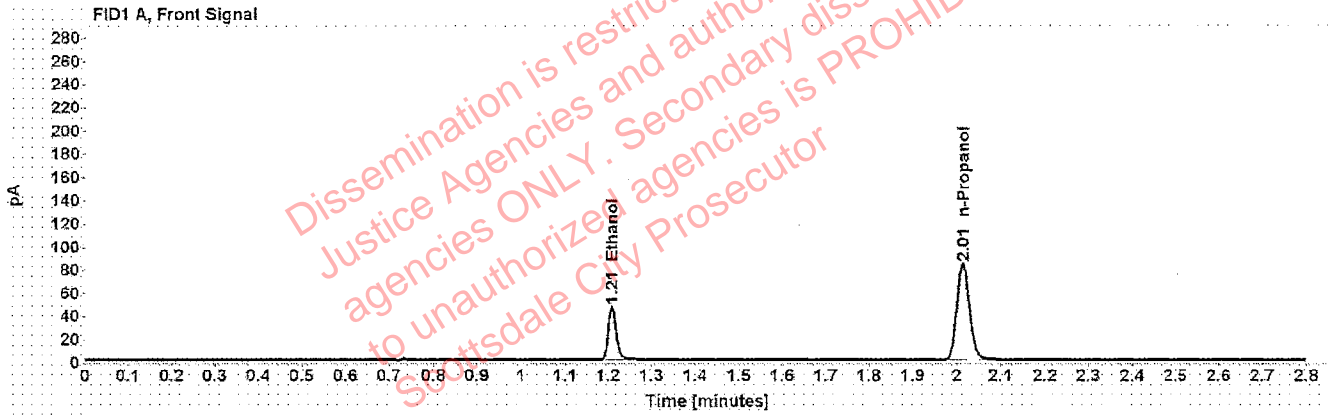


Table 1: FID 1 A (column DB-ALC1)

Compound	Time (min)	Peak Area
Ethanol	1.209	59.075
n-Propanol	2.014	166.571

Table 2: FID 2 B (column DB-ALC2)

Compound	Time (min)	Peak Area
Ethanol	1.373	71.577
n-Propanol	2.467	196.598

Scottsdale Police Department Crime Lab Volatiles Analysis

Sample: FN06231704	Vial: 3
Description: 0.200 calibrator	Sequence: 06Jan20
Method: ethanol quant.M	Injection date: 1/6/2020 2:34:19 PM
Instrument: US14173023 CN14160045	Analyst: Canonico ee
Data file: C:\Chem32\1\Data\06Jan20\3.D	

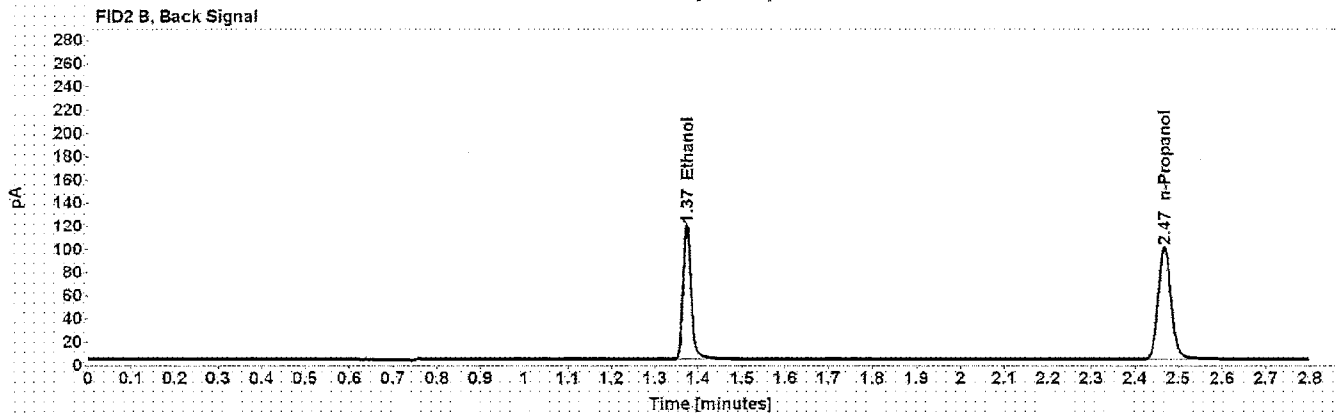
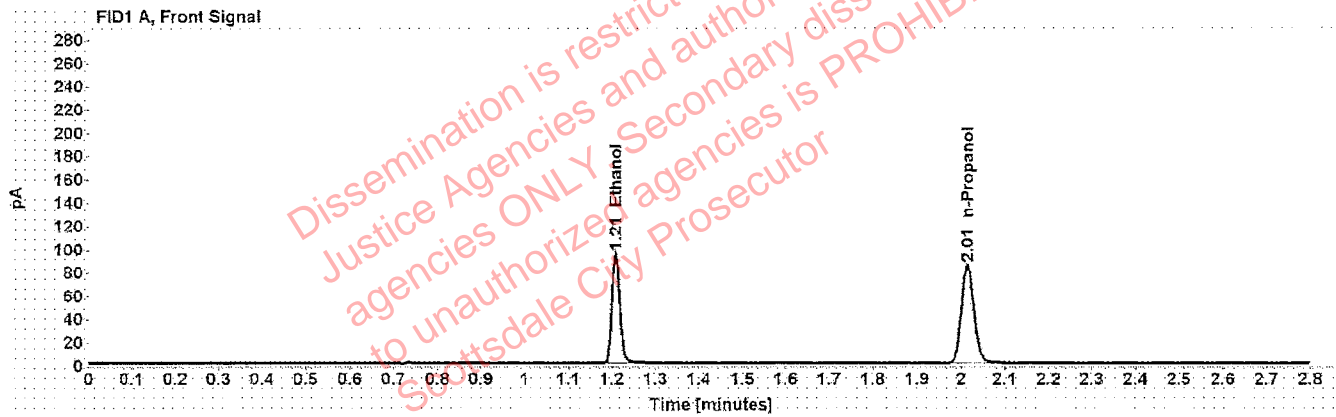


Table 1: FID 1 A (column DB-ALC1)

Compound	Time (min)	Peak Area
Ethanol	1.209	120.818
n-Propanol	2.015	168.851

Table 2: FID 2 B (column DB-ALC2)

Compound	Time (min)	Peak Area
Ethanol	1.374	147.804
n-Propanol	2.468	199.795

Scottsdale Police Department Crime Lab Volatiles Analysis

Sample: FN05131606	Vial: 4	
Description: 0.400 calibrator	Sequence: 06Jan20	
Method: ethanol quant.M	Injection date: 1/6/2020 2:38:20 PM	
Instrument: US14173023 CN14160045	Analyst: Canonico	ee
Data file: C:\Chem32\1\Data\06Jan20\4.D		

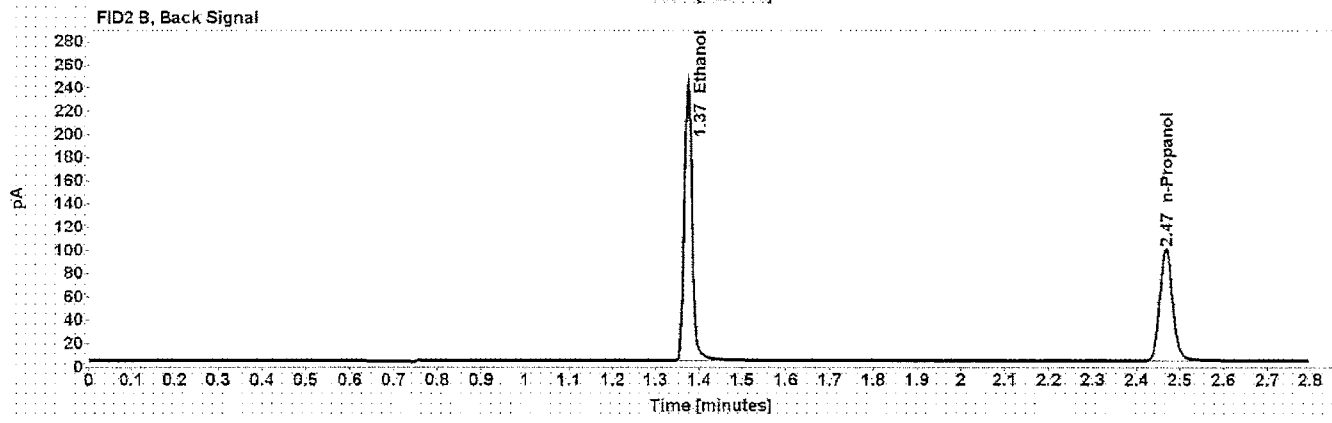
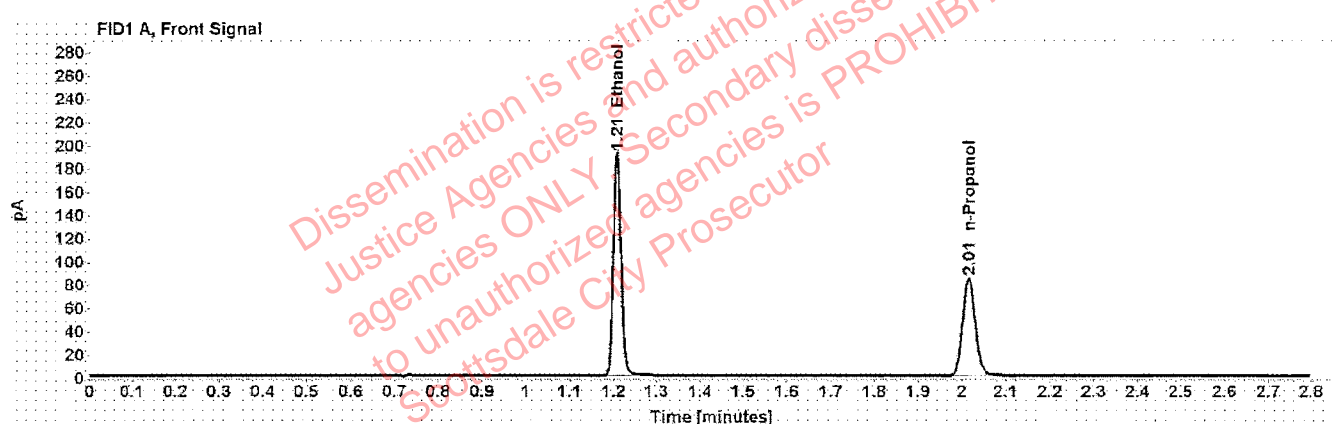


Table 1: FID 1 A (column DB-ALC1)

Compound	Time (min)	Peak Area
Ethanol	1.208	242.662
n-Propanol	2.015	168.277

Table 2: FID 2 B (column DB-ALC2)

Compound	Time (min)	Peak Area
Ethanol	1.373	298.843
n-Propanol	2.468	199.693

Scottsdale Police Department Crime Lab Volatiles Analysis

Sample:	121219	Vial:	5
Description:	Negative	LIMS ID:	
Method:	ethanol quant.M	Sequence:	06Jan20
Instrument:	US14173023 CN14160045	Injection date:	1/6/2020 2:42:19 PM
Data file:	C:\Chem32\1\Data\06Jan20\5.D	Analyst:	Canonico <i>SO</i>

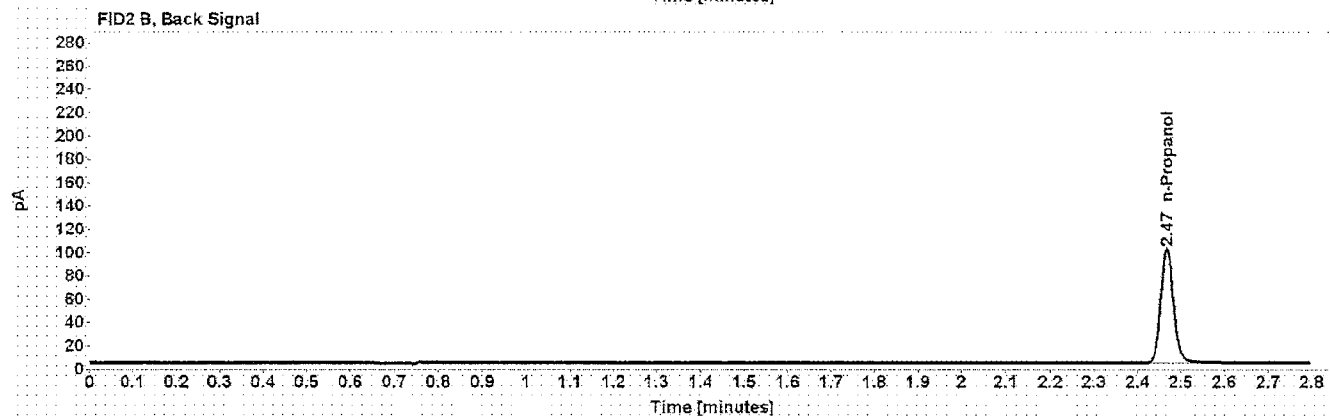


Table 1: FID 1 A (column DB-ALC1)

Compound	Amount (g/100mL)	Time (min)	Peak Area
n-Propanol	-----	2.014	172.257

Table 2: FID 2 B (column DB-ALC2)

Compound	Time (min)	Peak Area
n-Propanol	2.467	203.598

Scottsdale Police Department Crime Lab Volatiles Analysis

Sample:	070819	Vial:	6
Description:	Volatiles mix	LIMS ID:	
Method:	ethanol quant.M	Sequence:	06Jan20
Instrument:	US14173023 CN14160045	Injection date:	1/6/2020 2:46:19 PM
Data file:	C:\Chem32\1\Data\06Jan20\6.D	Analyst:	Canonico

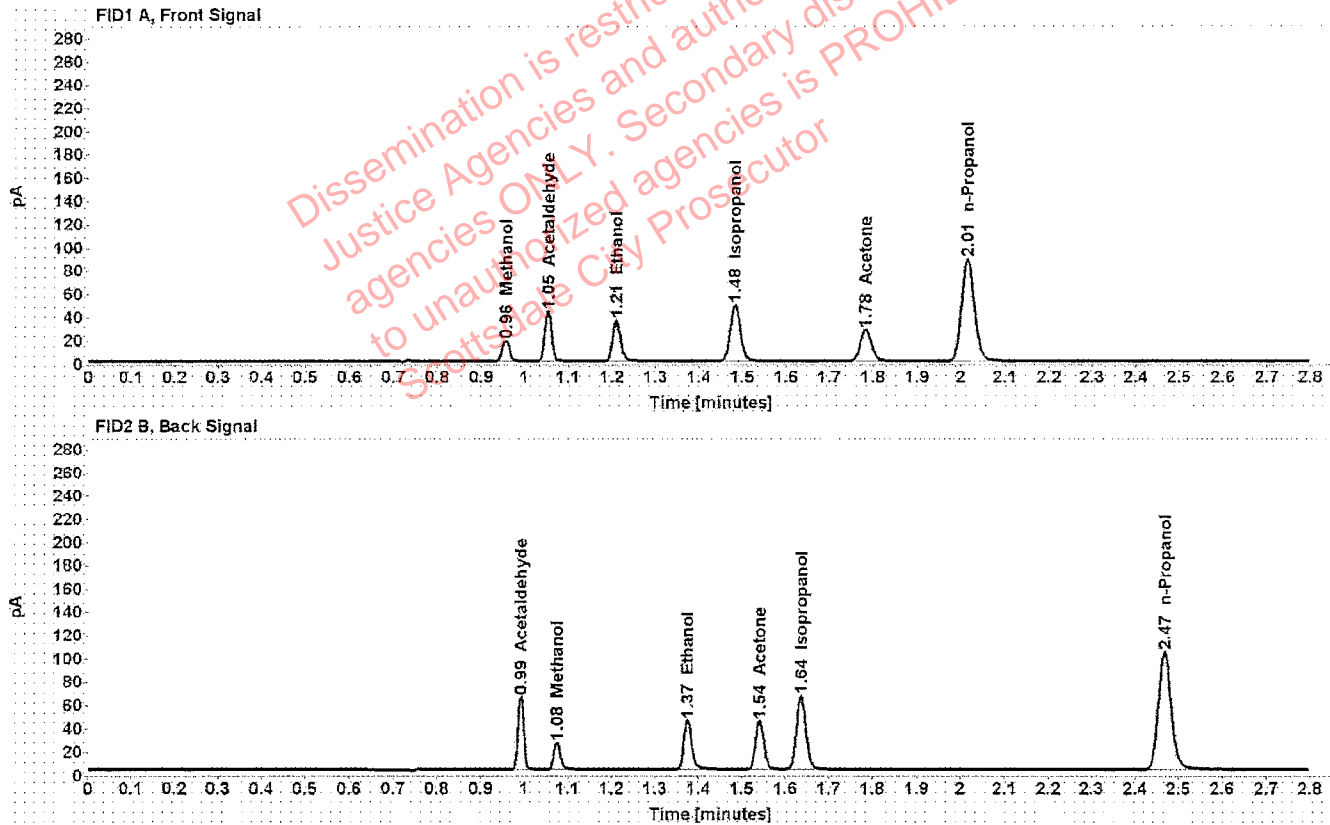


Table 1: FID 1 A (column DB-ALC1)

Compound	Amount (g/100mL)	Time (min)	Peak Area
Methanol	-----	0.956	19.927
Acetaldehyde	-----	1.054	47.173
>Ethanol	0.0718	1.210	44.741
Isopropanol	-----	1.483	77.785
Acetone	-----	1.783	45.970
n-Propanol	-----	2.015	175.826

Table 2: FID 2 B (column DB-ALC2)

Compound	Time (min)	Peak Area
Acetaldehyde	0.993	61.220
Methanol	1.076	25.249
Ethanol	1.375	54.331
Acetone	1.541	55.162
Isopropanol	1.637	97.041
n-Propanol	2.468	209.194

Scottsdale Police Department Crime Lab Volatiles Analysis

Sample:	11092018-A	Vial:	7
Description:	0.400	LIMS ID:	
Method:	ethanol quant.M	Sequence:	06Jan20
Instrument:	US14173023 CN14160045	Injection date:	1/6/2020 2:50:34 PM
Data file:	C:\Chem32\1\Data\06Jan20\7.D	Analyst:	Canonico <i>ec</i>

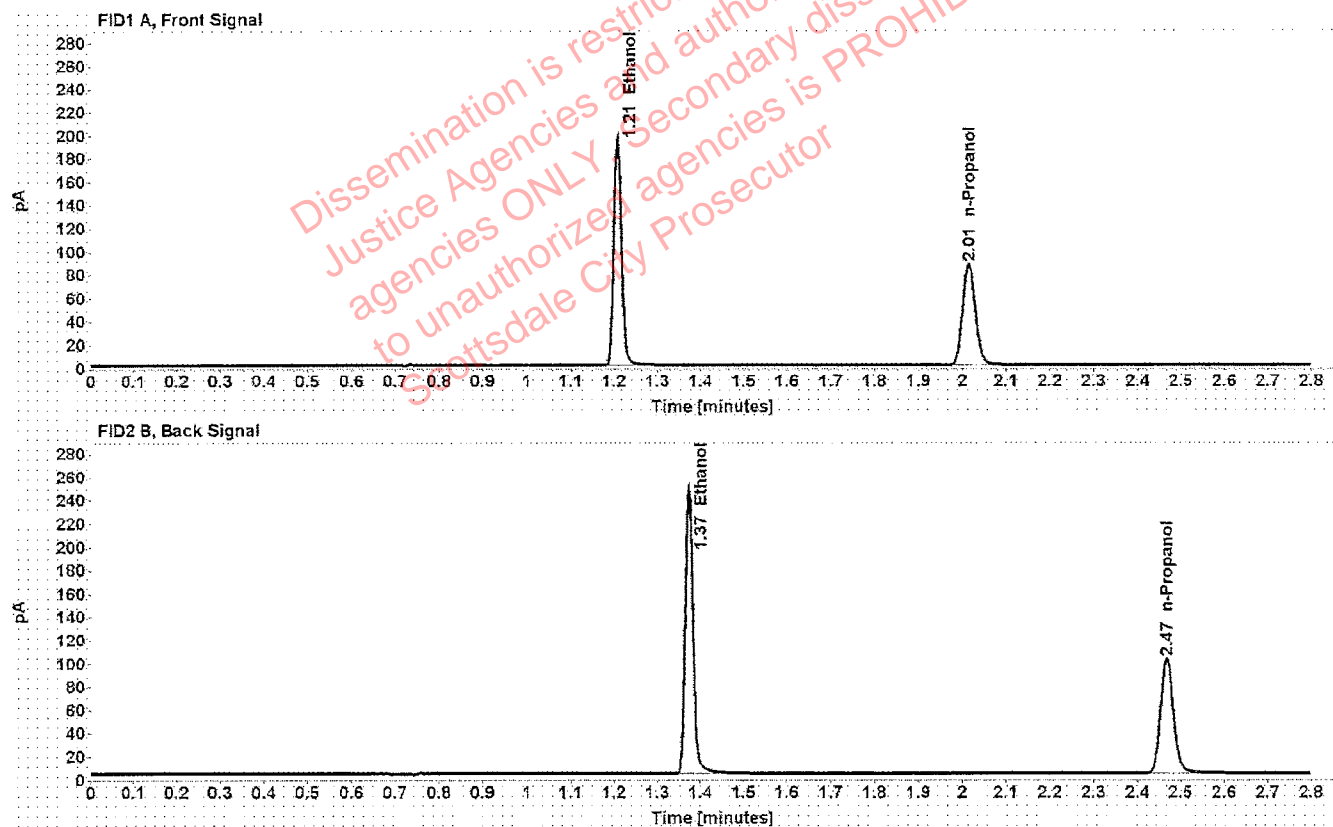


Table 1: FID 1 A (column DB-ALC1)

Compound	Amount (g/100mL)	Time (min)	Peak Area
>Ethanol	0.4002	1.208	249.000
n-Propanol	-----	2.015	172.737

Table 2: FID 2 B (column DB-ALC2)

Compound	Time (min)	Peak Area
Ethanol	1.373	306.665
n-Propanol	2.468	205.582

Scottsdale Police Department Crime Lab Volatiles Analysis

Sample:	14082019-B	Vial:	8
Description:	0.040	LIMS ID:	
Method:	ethanol quant.M	Sequence:	06Jan20
Instrument:	US14173023 CN14160045	Injection date:	1/6/2020 2:54:35 PM
Data file:	C:\Chem32\1\Data\06Jan20\8.D	Analyst:	Canonico <i>EC</i>

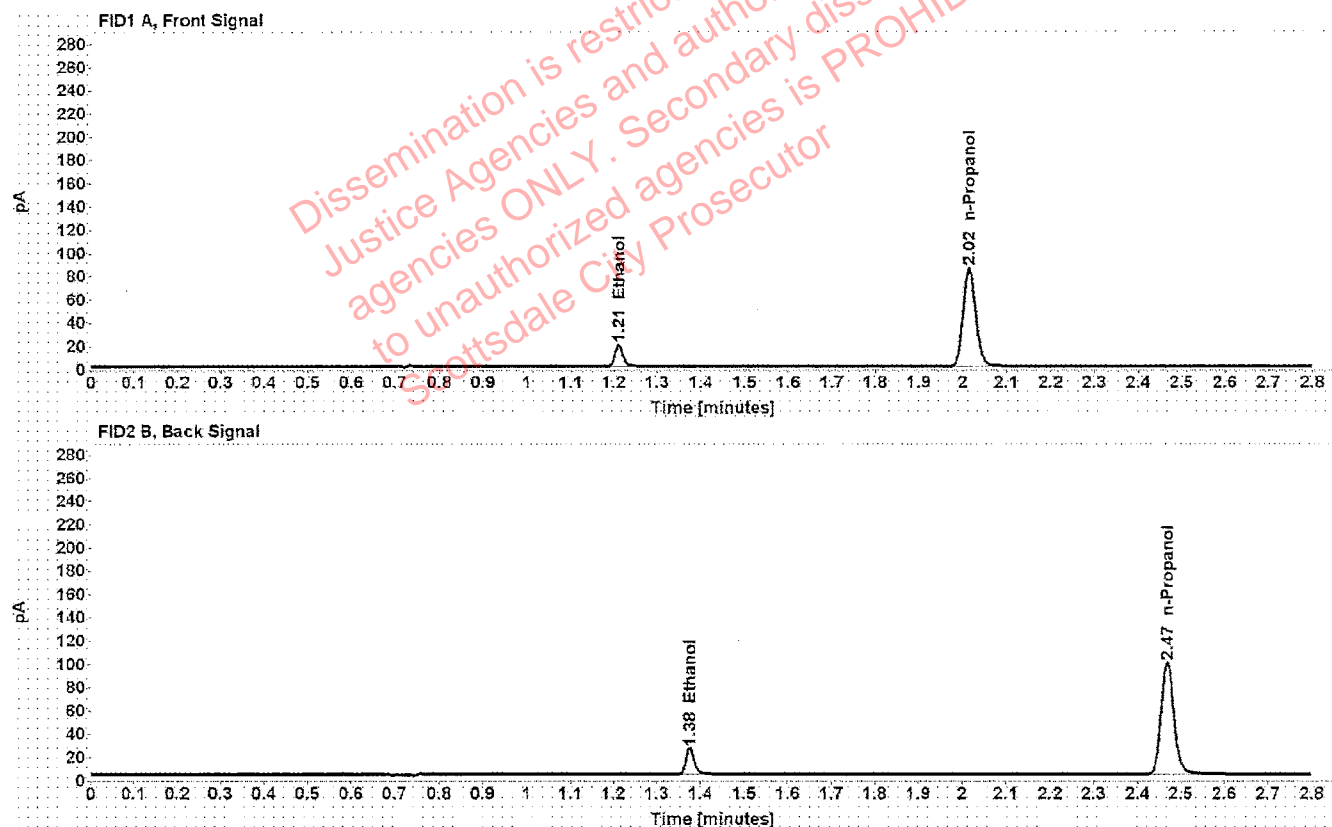


Table 1: FID 1 A (column DB-ALC1)

Compound	Amount (g/100mL)	Time (min)	Peak Area
>Ethanol	0.0410	1.211	24.189
n-Propanol	-----	2.015	168.754

Table 2: FID 2 B (column DB-ALC2)

Compound	Time (min)	Peak Area
Ethanol	1.376	29.159
n-Propanol	2.469	199.900

Scottsdale Police Department Crime Lab Volatiles Analysis

Sample: 407041529/13	Vial: 9
Description: 0.198	LIMS ID:
Method: ethanol quant.M	Sequence: 06Jan20
Instrument: US14173023 CN14160045	Injection date: 1/6/2020 2:58:34 PM
Data file: C:\Chem32\1\Data\06Jan20\9.D	Analyst: Canonico <i>CC</i>

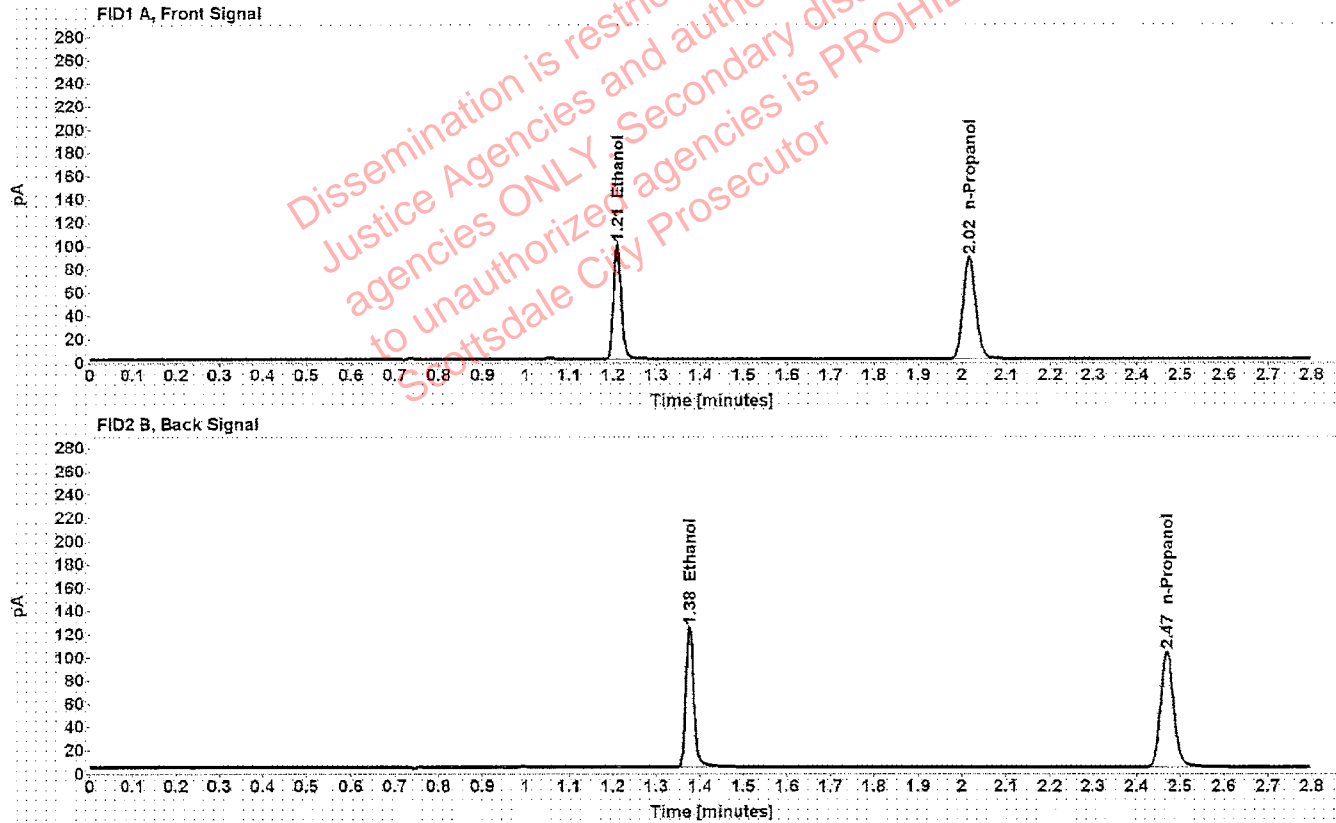


Table 1: FID 1 A (column DB-ALC1)

Compound	Amount (g/100mL)	Time (min)	Peak Area
>Ethanol	0.2004	1.210	126.093
n-Propanol	-----	2.016	175.290

Table 2: FID 2 B (column DB-ALC2)

Compound	Time (min)	Peak Area
Ethanol	1.376	154.769
n-Propanol	2.470	207.949

Scottsdale Police Department Crime Lab Volatiles Analysis

Sample: 03102016-A/1	Vial: 20
Description: 0.080	LIMS ID:
Method: ethanol quant.M	Sequence: 06Jan20
Instrument: US14173023 CN14160045	Injection date: 1/6/2020 3:43:05 PM
Data file: C:\Chem32\1\Data\06Jan20\20.D	Analyst: Canonico <i>EC</i>

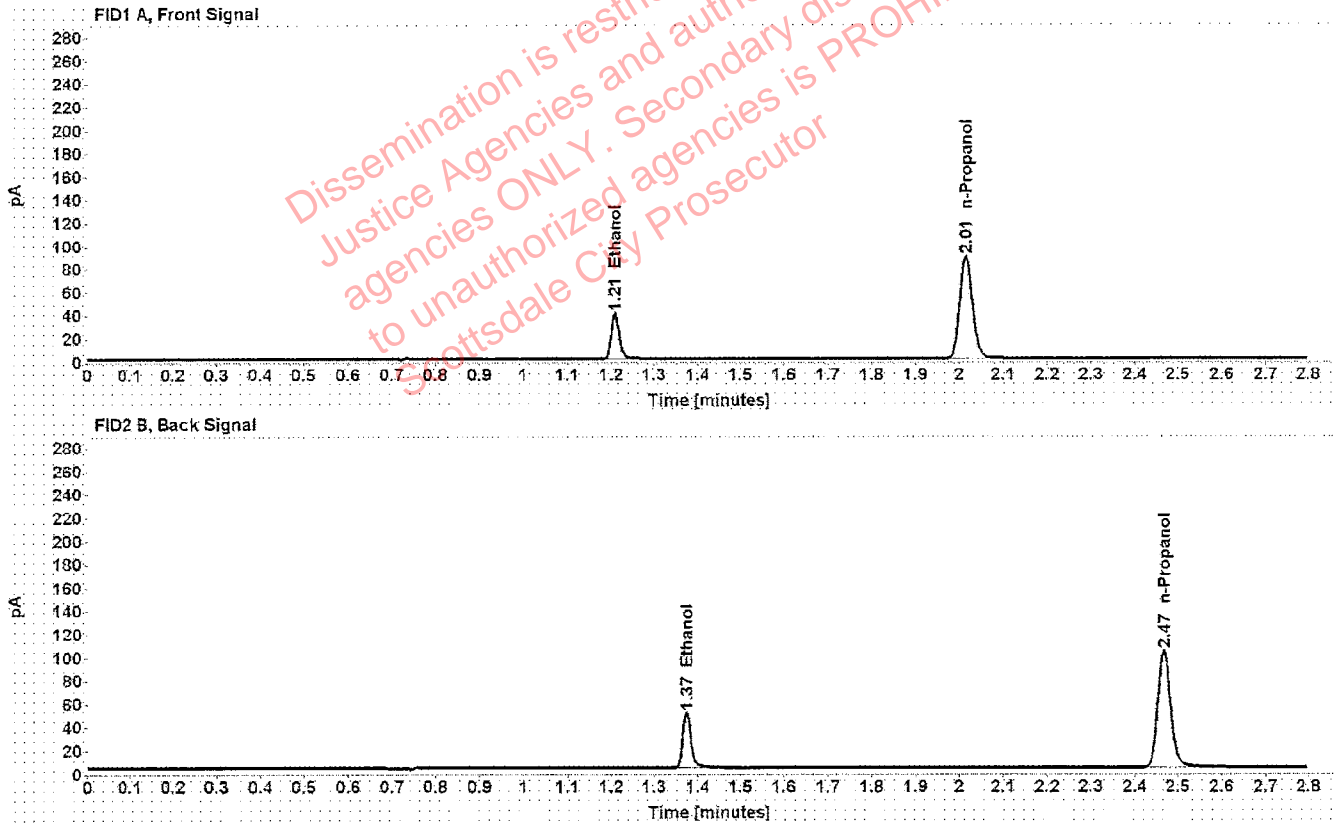


Table 1: FID 1 A (column DB-ALC1)

Compound	Amount (g/100mL)	Time (min)	Peak Area
>Ethanol	0.0805	1.209	50.519
n-Propanol	-----	2.015	176.705

Table 2: FID 2 B (column DB-ALC2)

Compound	Time (min)	Peak Area
Ethanol	1.374	61.836
n-Propanol	2.468	209.605

Scottsdale Police Department Crime Lab Volatiles Analysis

Sample: 09022015-C	Vial: 31
Description: 0.150	LIMS ID:
Method: ethanol quant.M	Sequence: 06Jan20
Instrument: US14173023 CN14160045	Injection date: 1/6/2020 4:27:34 PM
Data file: C:\Chem32\1\Data\06Jan20\31.D	Analyst: Canonico <i>ec</i>

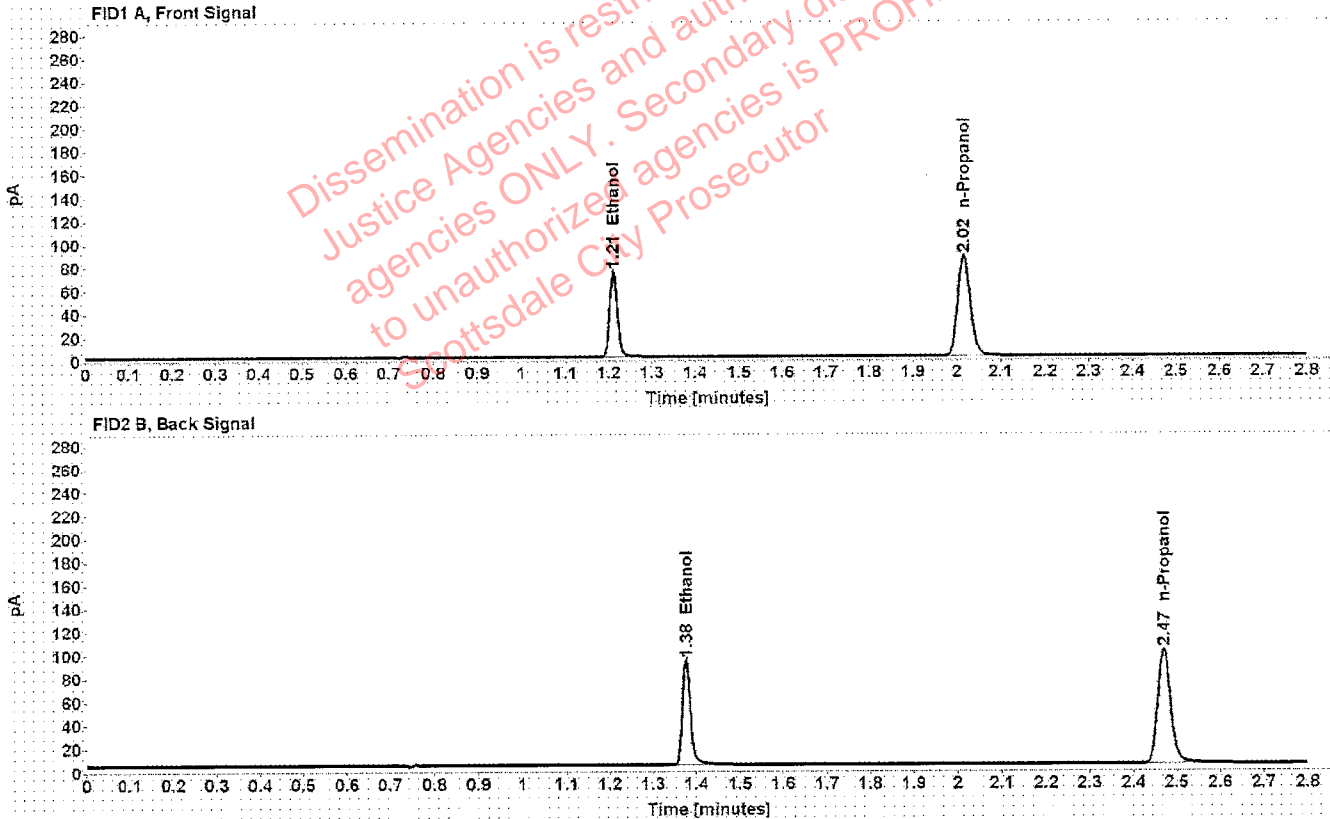


Table 1: FID 1 A (column DB-ALC1)

Compound	Amount (g/100mL)	Time (min)	Peak Area
>Ethanol	0.1529	1.210	94.553
n-Propanol	-----	2.016	172.733

Table 2: FID 2 B (column DB-ALC2)

Compound	Time (min)	Peak Area
Ethanol	1.376	115.798
n-Propanol	2.470	204.987

Scottsdale Police Department Crime Lab Volatiles Analysis

Sample:	407041529/13	Vial:	42
Description:	0.198	LIMS ID:	
Method:	ethanol quant.M	Sequence:	06Jan20
Instrument:	US14173023 CN14160045	Injection date:	1/6/2020 5:11:50 PM
Data file:	C:\Chem32\1\Data\06Jan20\42.D	Analyst:	Canonico <i>ec</i>

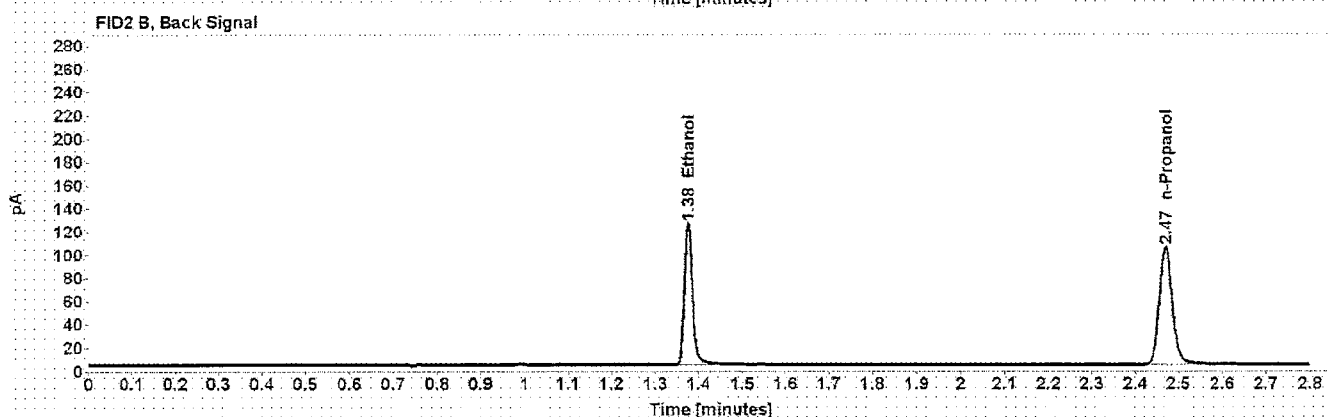
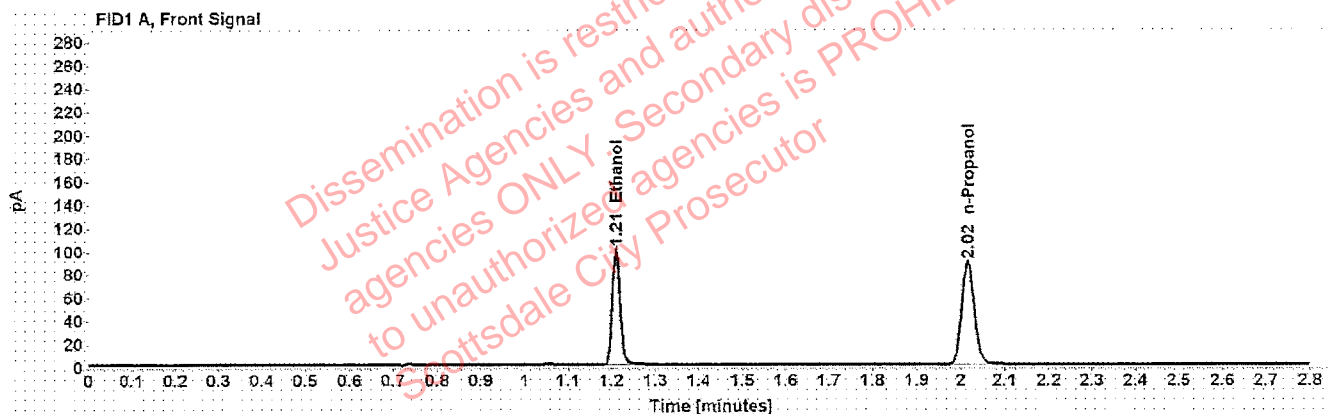


Table 1: FID 1 A (column DB-ALC1)

Compound	Amount (g/100mL)	Time (min)	Peak Area
>Ethanol	0.2002	1.210	127.393
n-Propanol	-----	2.016	177.298

Table 2: FID 2 B (column DB-ALC2)

Compound	Time (min)	Peak Area
Ethanol	1.376	156.696
n-Propanol	2.470	211.631

Scottsdale Police Department Crime Lab Volatiles Analysis

Sample:	03102016-A/1	Vial:	53
Description:	0.080	LIMS ID:	
Method:	ethanol quant.M	Sequence:	06Jan20
Instrument:	US14173023 CN14160045	Injection date:	1/6/2020 5:56:20 PM
Data file:	C:\Chem32\1\Data\06Jan20\53.D	Analyst:	Canonico <i>SC</i>

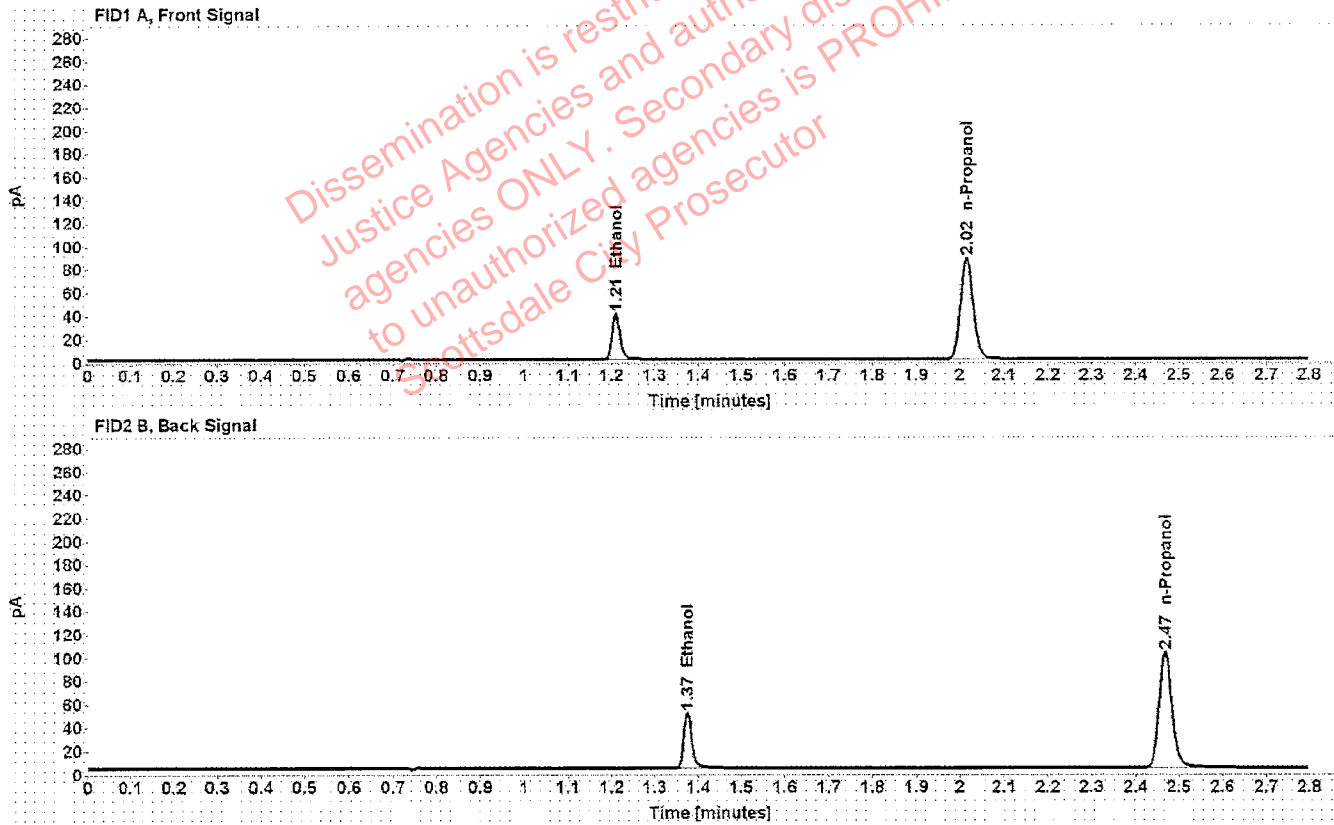


Table 1: FID 1 A (column DB-ALC1)

Compound	Amount (g/100mL)	Time (min)	Peak Area
>Ethanol	0.0812	1.210	50.294
n-Propanol	-----	2.015	174.287

Table 2: FID 2 B (column DB-ALC2)

Compound	Time (min)	Peak Area
Ethanol	1.375	61.572
n-Propanol	2.468	207.583

Scottsdale Police Department Crime Lab Volatiles Analysis

Sample:	11092018-A	Vial:	58
Description:	0.400	LIMS ID:	
Method:	ethanol quant.M	Sequence:	06Jan20
Instrument:	US14173023 CN14160045	Injection date:	1/6/2020 6:16:34 PM
Data file:	C:\Chem32\1\Data\06Jan20\58.D	Analyst:	Canonico <i>EC</i>

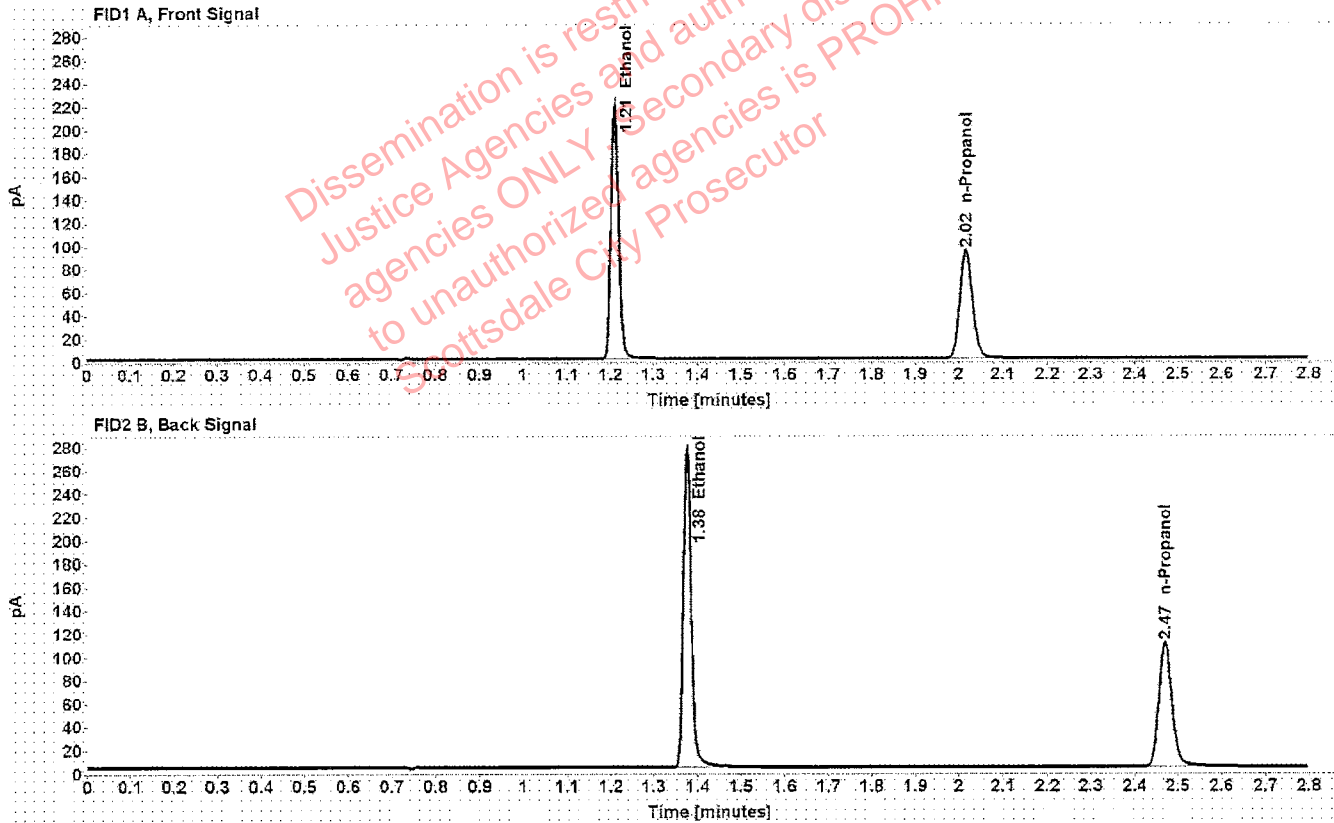


Table 1: FID 1 A (column DB-ALC1)

Compound	Amount (g/100mL)	Time (min)	Peak Area
>Ethanol	0.4148	1.210	278.703
n-Propanol	-----	2.016	186.555

Table 2: FID 2 B (column DB-ALC2)

Compound	Time (min)	Peak Area
Ethanol	1.376	343.887
n-Propanol	2.470	223.661

Scottsdale Police Department Crime Lab Volatiles Analysis

Sample:	14082019-B	Vial:	59
Description:	0.040	LIMS ID:	
Method:	ethanol quant.M	Sequence:	06Jan20
Instrument:	US14173023 CN14160045	Injection date:	1/6/2020 6:20:35 PM
Data file:	C:\Chem32\1\Data\06Jan20\59.D	Analyst:	Canonico <i>ec</i>

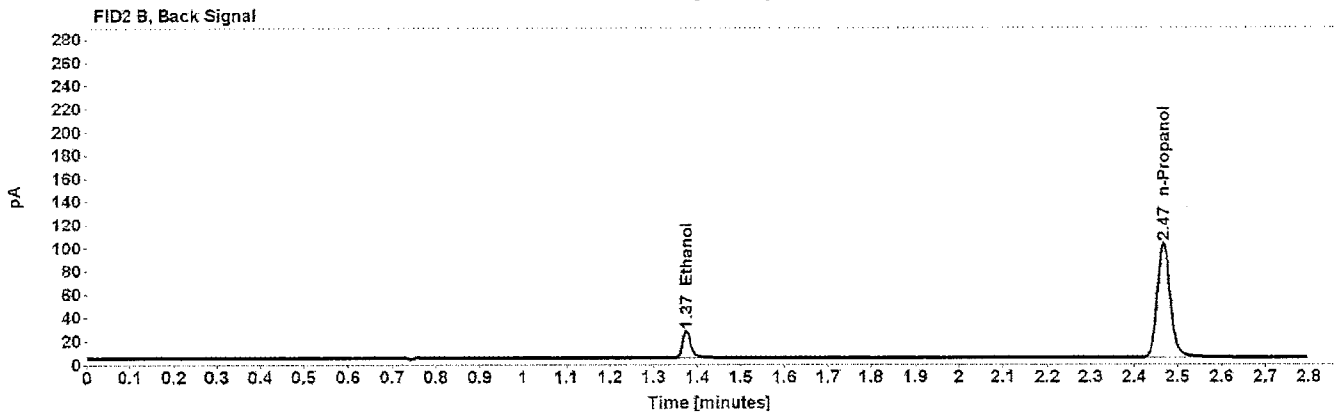
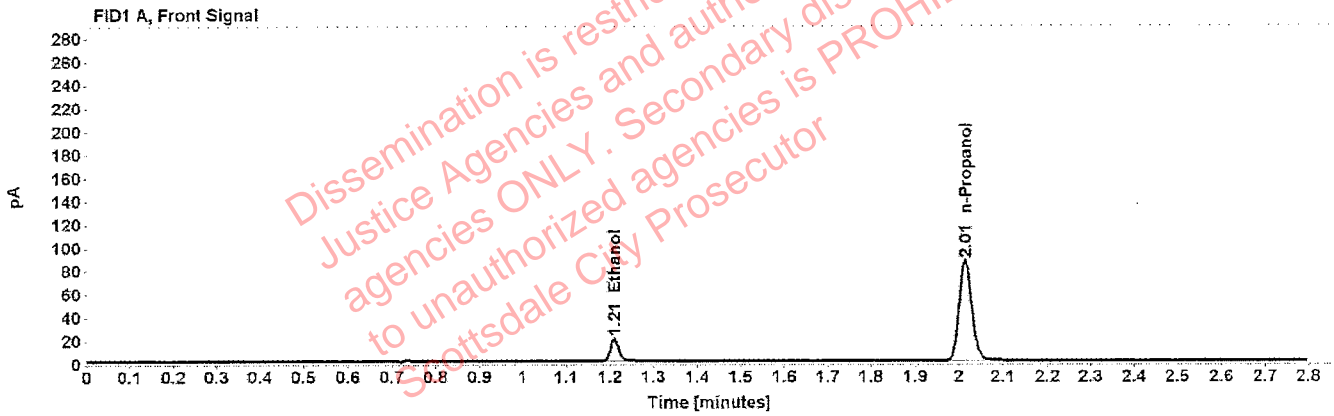


Table 1: FID 1 A (column DB-ALC1)

Compound	Amount (g/100mL)	Time (min)	Peak Area
>Ethanol	0.0410	1.210	24.742
n-Propanol	-----	2.014	172.624

Table 2: FID 2 B (column DB-ALC2)

Compound	Time (min)	Peak Area
Ethanol	1.375	30.045
n-Propanol	2.467	205.963

Scottsdale Police Department Crime Lab Volatiles Analysis

Sample:	407041529/13	Vial:	60
Description:	0.198	LIMS ID:	
Method:	ethanol quant.M	Sequence:	06Jan20
Instrument:	US14173023 CN14160045	Injection date:	1/6/2020 6:24:34 PM
Data file:	C:\Chem32\1\Data\06Jan20\60.D	Analyst:	Canonico <i>CC</i>

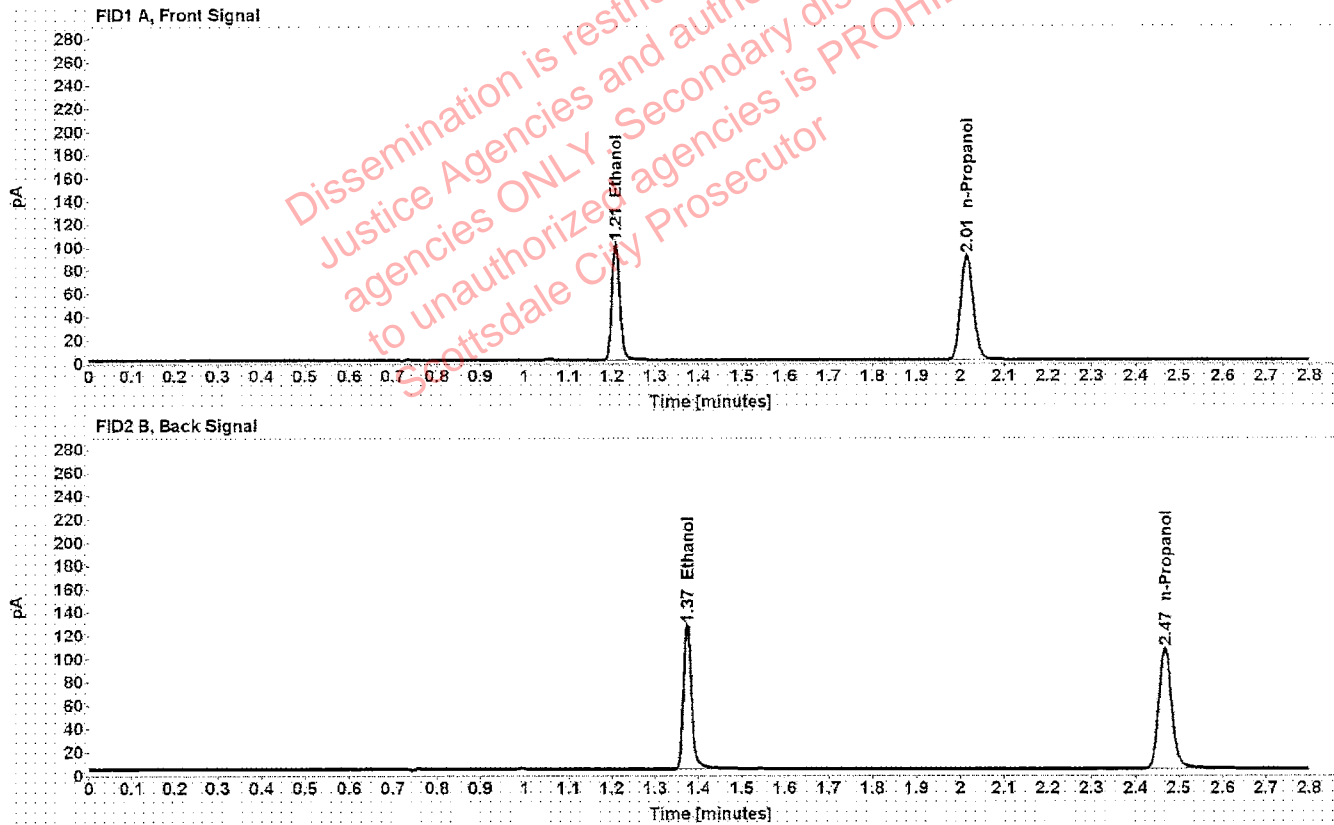


Table 1: FID 1 A (column DB-ALC1)

Compound	Amount (g/100mL)	Time (min)	Peak Area
>Ethanol	0.1988	1.209	129.213
n-Propanol	-----	2.015	181.125

Table 2: FID 2 B (column DB-ALC2)

Compound	Time (min)	Peak Area
Ethanol	1.374	158.439
n-Propanol	2.468	216.588

Scottsdale Police Department Crime Lab Volatiles Analysis

Sample:	040919WB	Vial:	61
Description:	Negative	LIMS ID:	
Method:	ethanol quant.M	Sequence:	06Jan20
Instrument:	US14173023 CN14160045	Injection date:	1/6/2020 6:28:50 PM
Data file:	C:\Chem32\1\Data\06Jan20\61.D	Analyst:	Canonico <i>EC</i>

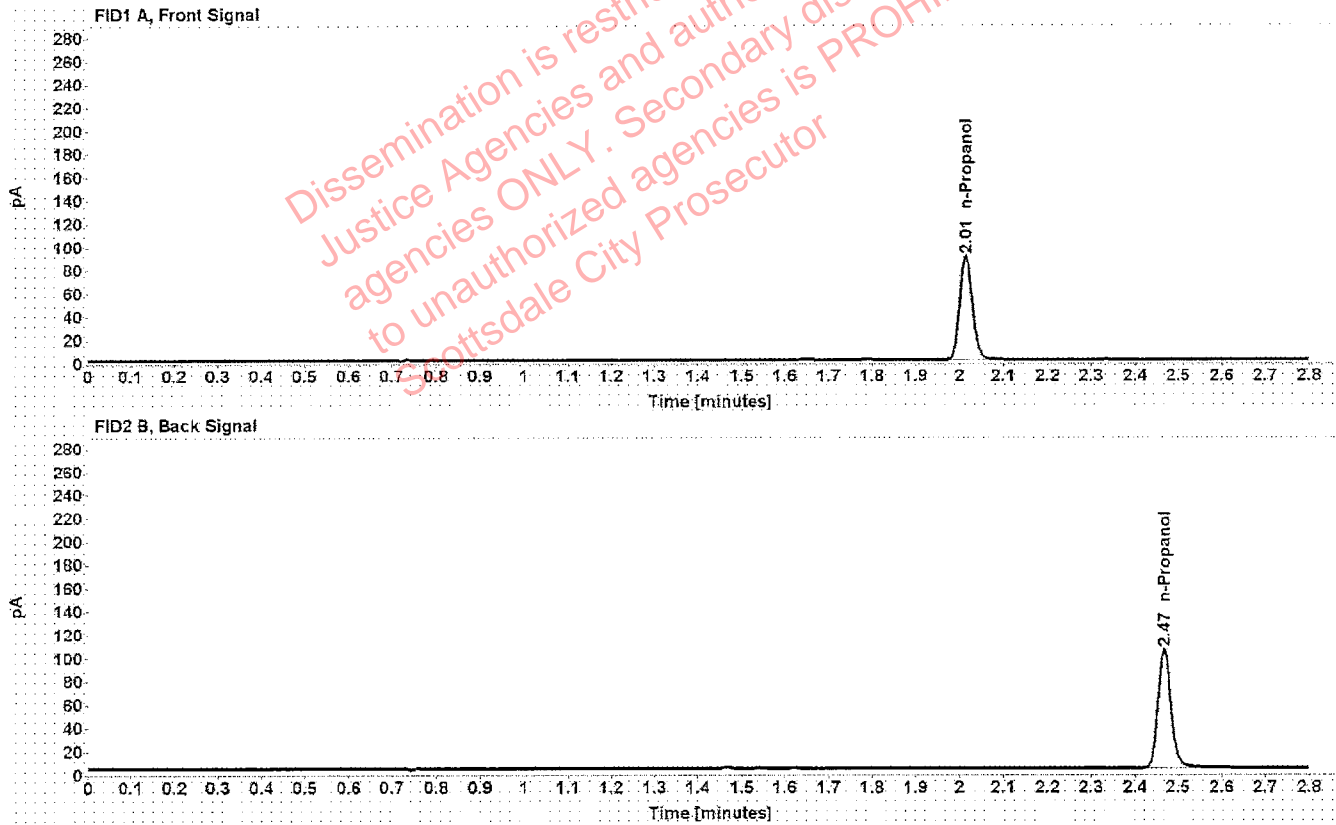


Table 1: FID 1 A (column DB-ALC1)

Compound	Amount (g/100mL)	Time (min)	Peak Area
n-Propanol	-----	2.015	178.599

Table 2: FID 2 B (column DB-ALC2)

Compound	Time (min)	Peak Area
n-Propanol	2.468	212.895

Sequence Summary

Sequence name: 06Jan20 Instrument: US14173023 CN14160045 Analyst: Canonico EE

Vial	Sample	Description	Type	LIMS ID	Method
1	FN03241604	0.020 calibrator	Calibration		ethanol quant.M
2	FN02271802	0.100 calibrator	Calibration		ethanol quant.M
3	FN06231704	0.200 calibrator	Calibration		ethanol quant.M
4	FN05131606	0.400 calibrator	Calibration		ethanol quant.M
5	121219	Negative	Control		ethanol quant.M
6	070819	Volatiles mix	Control		ethanol quant.M
7	11092018-A	0.400	Control		ethanol quant.M
8	14082019-B	0.040	Control		ethanol quant.M
9	407041529/13	0.198	Control		ethanol quant.M
10	1272229		Sample		ethanol quant.M
11	1272229		Sample		ethanol quant.M
12	1299577		Sample		ethanol quant.M
13	1299577		Sample		ethanol quant.M
14	1299132		Sample		ethanol quant.M
15	1299132		Sample		ethanol quant.M
16	1299581		Sample		ethanol quant.M
17	1299581		Sample		ethanol quant.M
18	1283088		Sample		ethanol quant.M
19	1283088		Sample		ethanol quant.M
20	03102016-A/1	0.080	Control		ethanol quant.M
21	1275049		Sample		ethanol quant.M
22	1275049		Sample		ethanol quant.M
23	1281175		Sample		ethanol quant.M
24	1281175		Sample		ethanol quant.M
25	1302132		Sample		ethanol quant.M
26	1302132		Sample		ethanol quant.M
27	1302136		Sample		ethanol quant.M
28	1302136		Sample		ethanol quant.M
29	1301517		Sample		ethanol quant.M
30	1301517		Sample		ethanol quant.M
31	09022015-C	0.150	Control		ethanol quant.M
32	1302096		Sample		ethanol quant.M
33	1302096		Sample		ethanol quant.M
34	1281096		Sample		ethanol quant.M
35	1281096		Sample		ethanol quant.M
36	1266344		Sample		ethanol quant.M
37	1266344		Sample		ethanol quant.M
38	1302684		Sample		ethanol quant.M
39	1302684		Sample		ethanol quant.M
40	1300399		Sample		ethanol quant.M
41	1300399		Sample		ethanol quant.M
42	407041529/13	0.198	Control		ethanol quant.M
43	1300256		Sample		ethanol quant.M
44	1300256		Sample		ethanol quant.M
45	1299716		Sample		ethanol quant.M
46	1299716		Sample		ethanol quant.M
47	1299662		Sample		ethanol quant.M

Dissemination is restricted to Criminal Justice Agencies and authorized agencies to unauthorized agencies. PROHIBITED. Scottsdale City Prosecutor

Sequence Summary

48	1299662		Sample		ethanol quant.M
49	1300273		Sample		ethanol quant.M
50	1300273		Sample		ethanol quant.M
51	1302807		Sample		ethanol quant.M
52	1302807		Sample		ethanol quant.M
53	03102016-A/1	0.080	Control		ethanol quant.M
54	1302525		Sample		ethanol quant.M
55	1302525		Sample		ethanol quant.M
56	1302285		Sample		ethanol quant.M
57	1302285		Sample		ethanol quant.M
58	11092018-A	0.400	Control		ethanol quant.M
59	14082019-B	0.040	Control		ethanol quant.M
60	407041529/13	0.198	Control		ethanol quant.M
61	040919WB	Negative	Control		ethanol quant.M

Dissemination is restricted to Criminal Justice Agencies and authorized agencies ONLY. Secondary dissemination to unauthorized agencies is PROHIBITED.
 Scottsdale City Prosecutor

Scottsdale Police Department Crime Laboratory Summary of Cases

82

SEQUENCE NAME: 06Jan20

ANALYST: Canonico

Vials	Test 1 (g/dL)	Test 2 (g/dL)	Mean (g/dL)	Percent Difference*	Absolute Difference (g/dL)*
10 11	0.0872	0.0880	0.08760	0.46	0.00040
12 13	0.1942	0.1939	0.19405	0.08	0.00015
14 15	0.2752	0.2758	0.27550	0.11	0.00030
16 17	0.0746	0.0738	0.07420	0.54	0.00040
18 19	0.1255	0.1272	0.12635	0.67	0.00085
21 22	0.1420	0.1420	0.14200	0.00	0.00000
23 24	0.1691	0.1676	0.16835	0.45	0.00075
25 26	0.1779	0.1758	0.17685	0.59	0.00105
27 28	0.1340	0.1358	0.13490	0.67	0.00090
29 30	0.3010	0.3026	0.30180	0.27	0.00080
32 33	0.2473	0.2475	0.24740	0.04	0.00010
34 35	0.2695	0.2694	0.26945	0.02	0.00005
36 37	0.1208	0.1200	0.12040	0.33	0.00040
38 39	0.1149	0.1143	0.11460	0.26	0.00030
40 41	0.0914	0.0915	0.09145	0.05	0.00005
43 44	0.1595	0.1596	0.15955	0.03	0.00005
45 46	0.0886	0.0871	0.08785	0.85	0.00075
47 48	0.2135	0.2163	0.21490	0.65	0.00140
49 50	0.1846	0.1846	0.18460	0.00	0.00000
51 52	0.1696	0.1701	0.16985	0.15	0.00025
54 55	0.2160	0.2171	0.21655	0.25	0.00055
56 57	0.2478	0.2484	0.24810	0.12	0.00030

*Calculated differences are differences from the mean of the two results.

Scottsdale Police Department Crime Lab Volatiles Analysis

Sample:	1272229	Vial:	10
Description:	[REDACTED]	LIMS ID:	[REDACTED]
Method:	ethanol quant.M	Sequence:	06Jan20
Instrument:	US14173023 CN14160045	Injection date:	1/6/2020 3:02:35 PM
Data file:	C:\Chem32\1\Data\06Jan20\10.D	Analyst:	Canonico

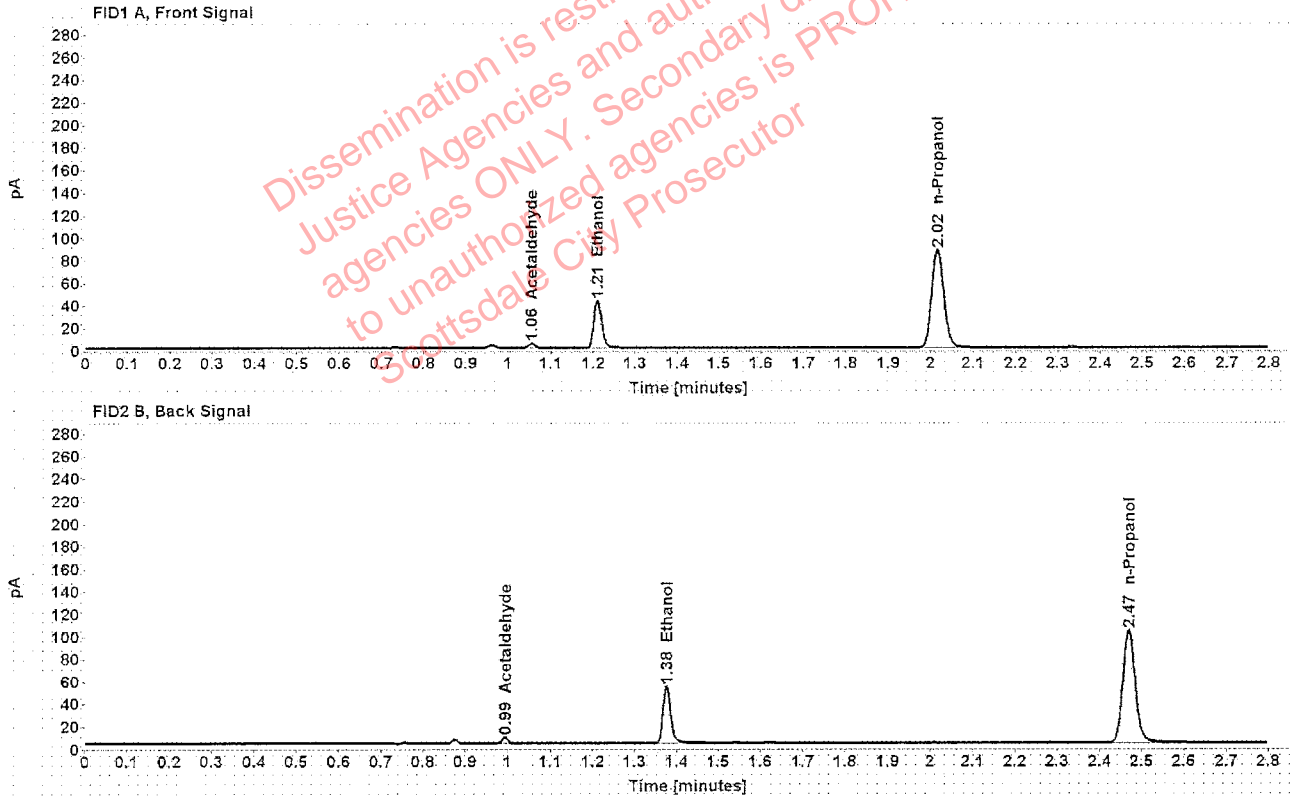


Table 1: FID 1 A (column DB-ALC1)

Compound	Amount (g/100mL)	Time (min)	Peak Area
Acetaldehyde	-----	1.055	3.944
>Ethanol	0.0872	1.211	53.992
n-Propanol	-----	2.016	174.133

Table 2: FID 2 B (column DB-ALC2)

Compound	Time (min)	Peak Area
Acetaldehyde	0.993	5.140
Ethanol	1.376	64.971
n-Propanol	2.469	207.312

Scottsdale Police Department Crime Lab Volatiles Analysis

Sample:	1272229	Vial:	11
Description:	[REDACTED]	LIMS ID:	[REDACTED]
Method:	ethanol quant.M	Sequence:	06Jan20
Instrument:	US14173023 CN14160045	Injection date:	1/6/2020 3:06:34 PM
Data file:	C:\Chem32\1\Data\06Jan20\11.D	Analyst:	Canonico

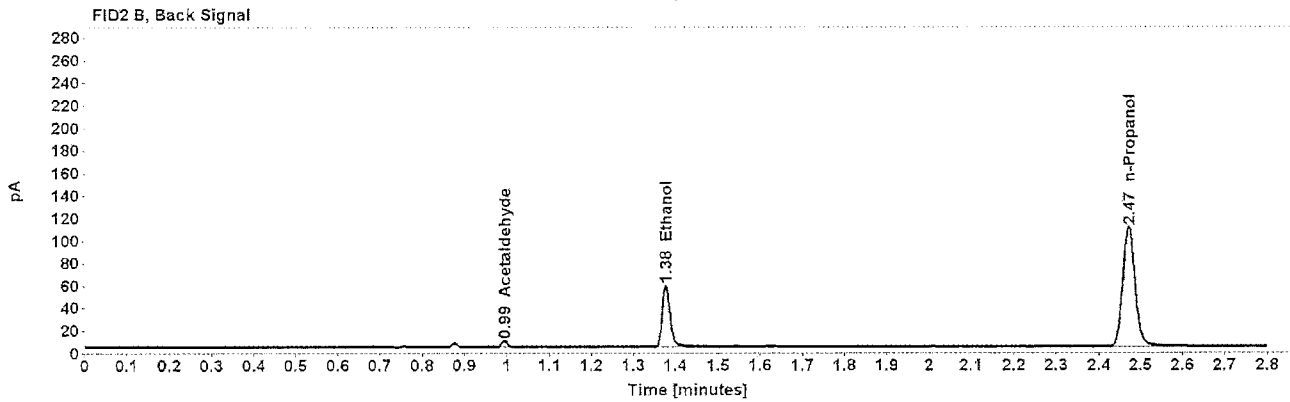
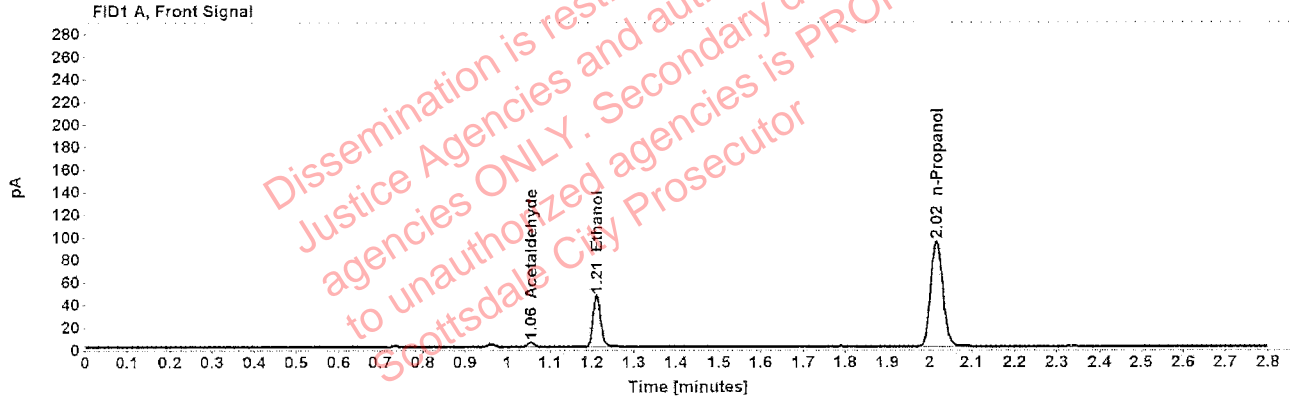


Table 1: FID 1 A (column DB-ALC1)

Compound	Amount (g/100mL)	Time (min)	Peak Area
Acetaldehyde	-----	1.056	4.262
>Ethanol	0.0880	1.211	58.340
n-Propanol	-----	2.017	186.352

Table 2: FID 2 B (column DB-ALC2)

Compound	Time (min)	Peak Area
Acetaldehyde	0.994	5.556
Ethanol	1.377	70.406
n-Propanol	2.471	221.804

Scottsdale Police Department Crime Lab Volatiles Analysis

Sample:	1299577	Vial:	12
Description:	[REDACTED]	LIMS ID:	[REDACTED]
Method:	ethanol quant.M	Sequence:	06Jan20
Instrument:	US14173023 CN14160045	Injection date:	1/6/2020 3:10:34 PM
Data file:	C:\Chem32\1\Data\06Jan20\12.D	Analyst:	Canonico

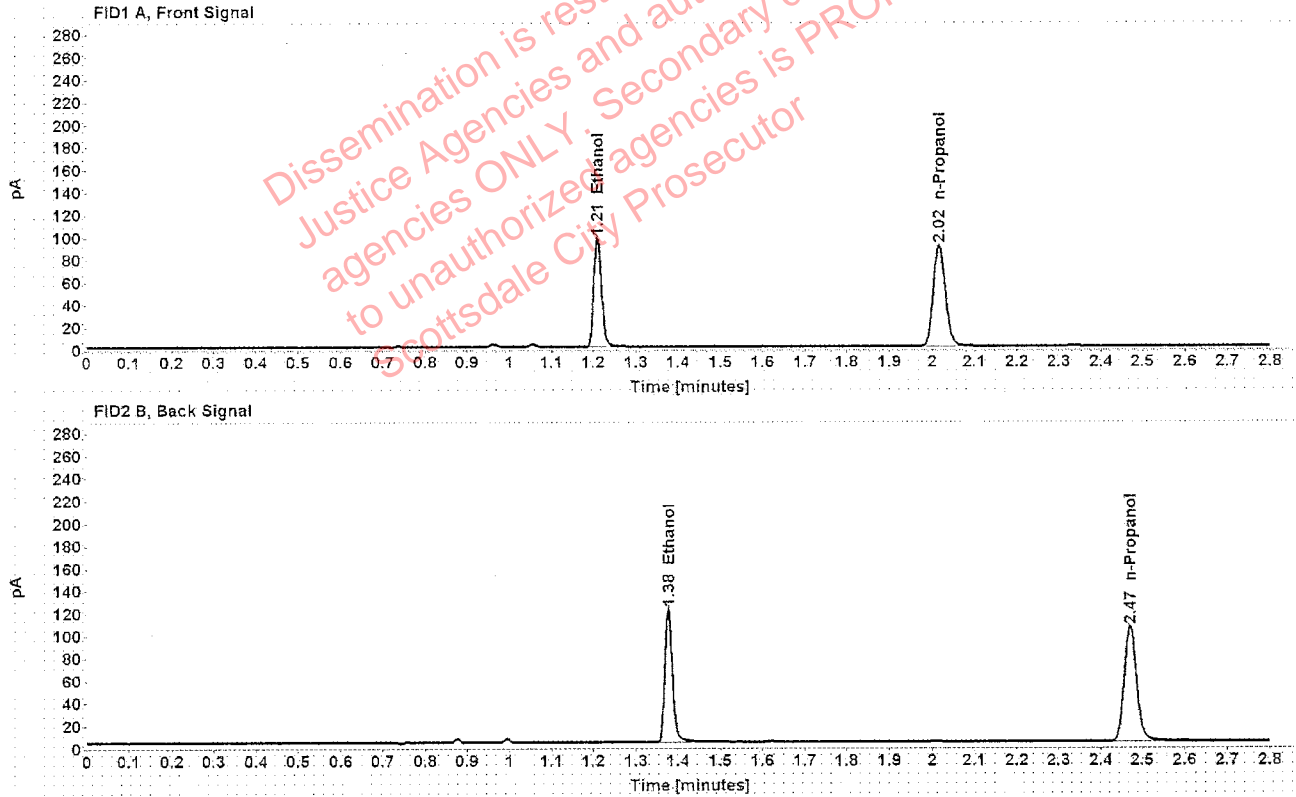


Table 1: FID 1 A (column DB-ALC1)

Compound	Amount (g/100mL)	Time (min)	Peak Area
>Ethanol	0.1942	1.210	124.328
n-Propanol	-----	2.017	178.440

Table 2: FID 2 B (column DB-ALC2)

Compound	Time (min)	Peak Area
Ethanol	1.377	153.459
n-Propanol	2.470	212.919

Scottsdale Police Department Crime Lab Volatiles Analysis

Sample:	1299577	Vial:	13
Description:	[REDACTED]	LIMS ID:	[REDACTED]
Method:	ethanol quant.M	Sequence:	06Jan20
Instrument:	US14173023 CN14160045	Injection date:	1/6/2020 3:14:49 PM
Data file:	C:\Chem32\1\Data\06Jan20\13.D	Analyst:	Canonico

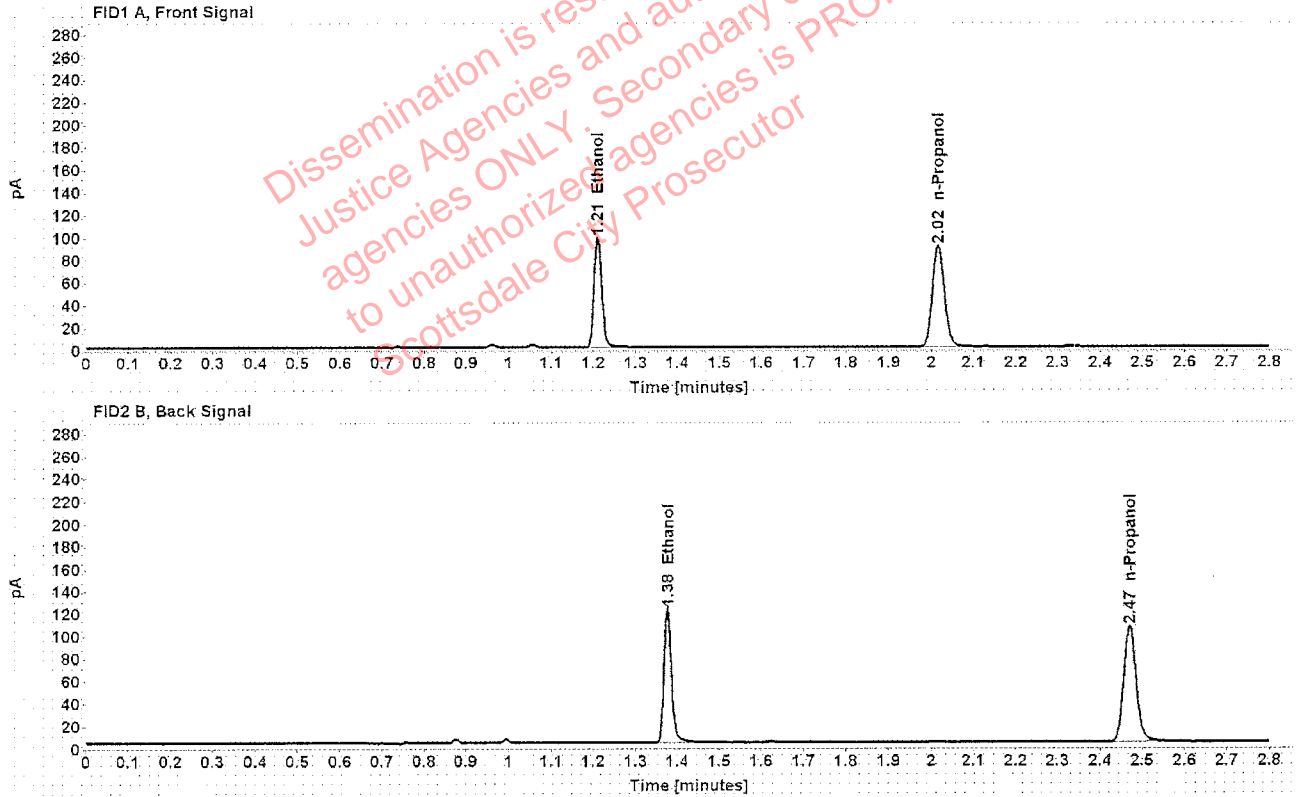


Table 1: FID 1 A (column DB-ALC1)

Compound	Amount (g/100mL)	Time (min)	Peak Area
>Ethanol	0.1939	1.210	124.732
n-Propanol	-----	2.016	179.239

Table 2: FID 2 B (column DB-ALC2)

Compound	Time (min)	Peak Area
Ethanol	1.377	153.616
n-Propanol	2.470	213.058

Case: [REDACTED] User: ecanonico 1/7/2020

Scottsdale Police Department Crime Lab Volatiles Analysis

Sample: 1299132	Vial: 14
Description: [REDACTED]	LIMS ID: [REDACTED]
Method: ethanol quant.M	Sequence: 06Jan20
Instrument: US14173023 CN14160045	Injection date: 1/6/2020 3:18:49 PM
Data file: C:\Chem32\1\Data\06Jan20\14.D	Analyst: Canonico

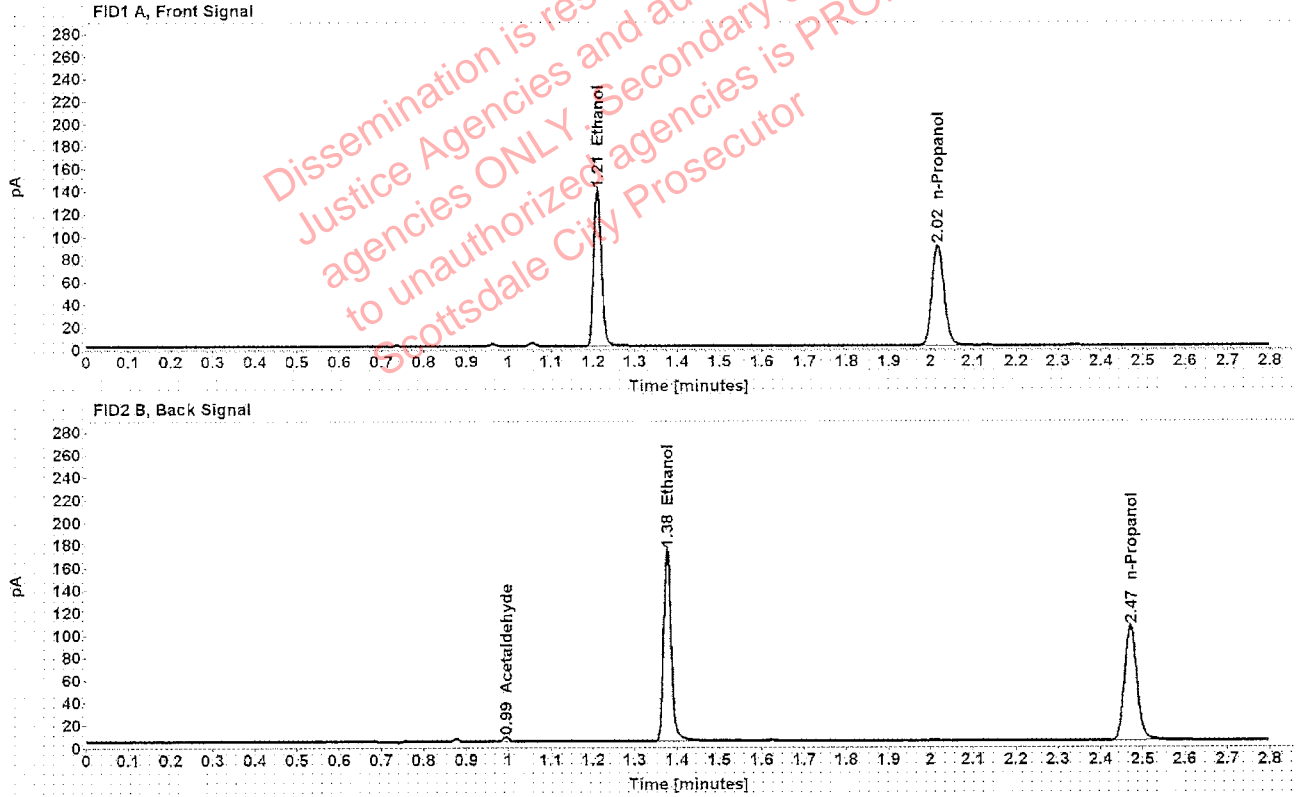


Table 1: FID 1 A (column DB-ALC1)

Compound	Amount (g/100mL)	Time (min)	Peak Area
>Ethanol	0.2752	1.210	176.399
n-Propanol	-----	2.017	178.262

Table 2: FID 2 B (column DB-ALC2)

Compound	Time (min)	Peak Area
Acetaldehyde	0.994	3.949
Ethanol	1.377	218.119
n-Propanol	2.471	211.412

Case: [REDACTED] User: ecanonico 1/7/2020

Scottsdale Police Department Crime Lab Volatiles Analysis

Sample:	1299132	Vial:	15
Description:	[REDACTED]	LIMS ID:	[REDACTED]
Method:	ethanol quant.M	Sequence:	06Jan20
Instrument:	US14173023 CN14160045	Injection date:	1/6/2020 3:22:50 PM
Data file:	C:\Chem32\1\Data\06Jan20\15.D	Analyst:	Canonico

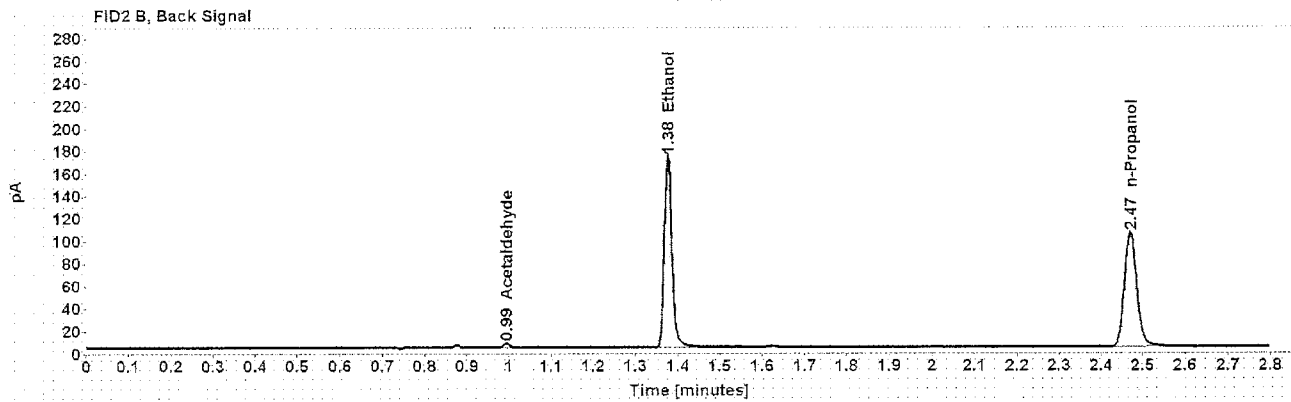
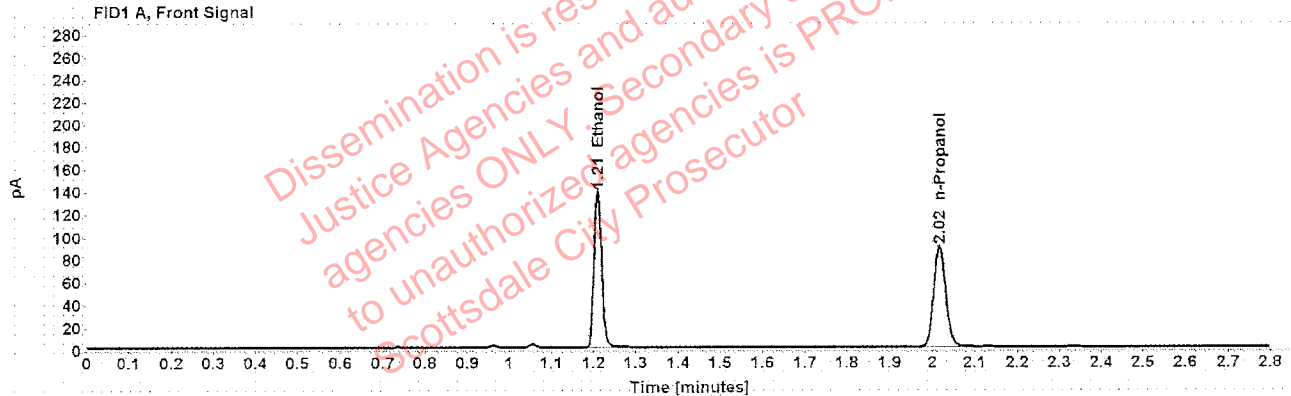


Table 1: FID 1 A (column DB-ALC1)

Compound	Amount (g/100mL)	Time (min)	Peak Area
>Ethanol	0.2758	1.210	176.051
n-Propanol	-----	2.017	177.495

Table 2: FID 2 B (column DB-ALC2)

Compound	Time (min)	Peak Area
Acetaldehyde	0.994	3.918
Ethanol	1.376	217.172
n-Propanol	2.471	211.654

Case: [REDACTED] User: ecanonico 1/7/2020

Scottsdale Police Department Crime Lab Volatiles Analysis

Sample:	1299581	Vial:	16
Description:	[REDACTED]	LIMS ID:	[REDACTED]
Method:	ethanol quant.M	Sequence:	06Jan20
Instrument:	US14173023 CN14160045	Injection date:	1/6/2020 3:26:49 PM
Data file:	C:\Chem32\1\Data\06Jan20\16.D	Analyst:	Canonico

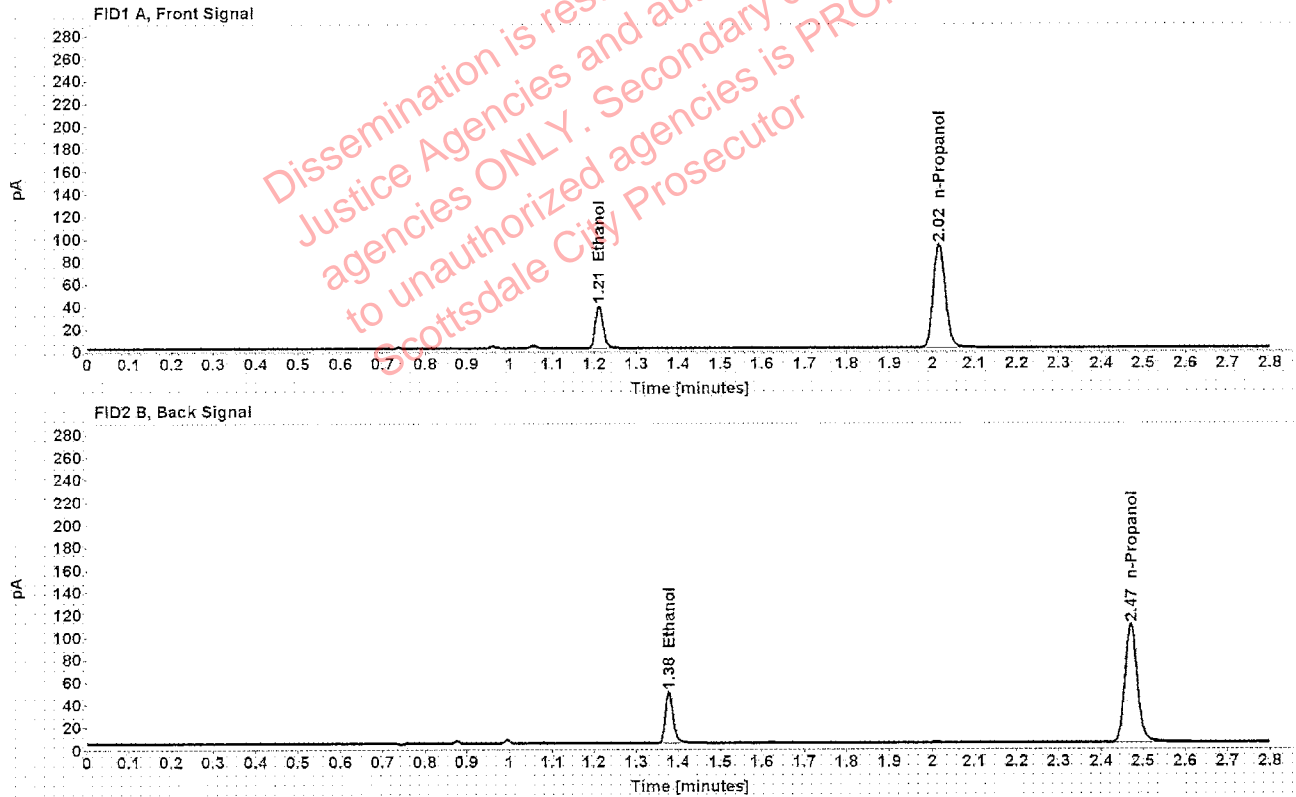


Table 1: FID 1 A (column DB-ALC1)

Compound	Amount (g/100mL)	Time (min)	Peak Area
>Ethanol	0.0746	1.211	48.624
n-Propanol	-----	2.017	183.792

Table 2: FID 2 B (column DB-ALC2)

Compound	Time (min)	Peak Area
Ethanol	1.377	58.502
n-Propanol	2.471	219.211

Case: [REDACTED] User: ecanonico 1/7/2020

Scottsdale Police Department Crime Lab Volatiles Analysis

Sample:	1299581	Vial:	17
Description:	[REDACTED]	LIMS ID:	[REDACTED]
Method:	ethanol quant.M	Sequence:	06Jan20
Instrument:	US14173023 CN14160045	Injection date:	1/6/2020 3:30:49 PM
Data file:	C:\Chem32\1\Data\06Jan20\17.D	Analyst:	Canonico

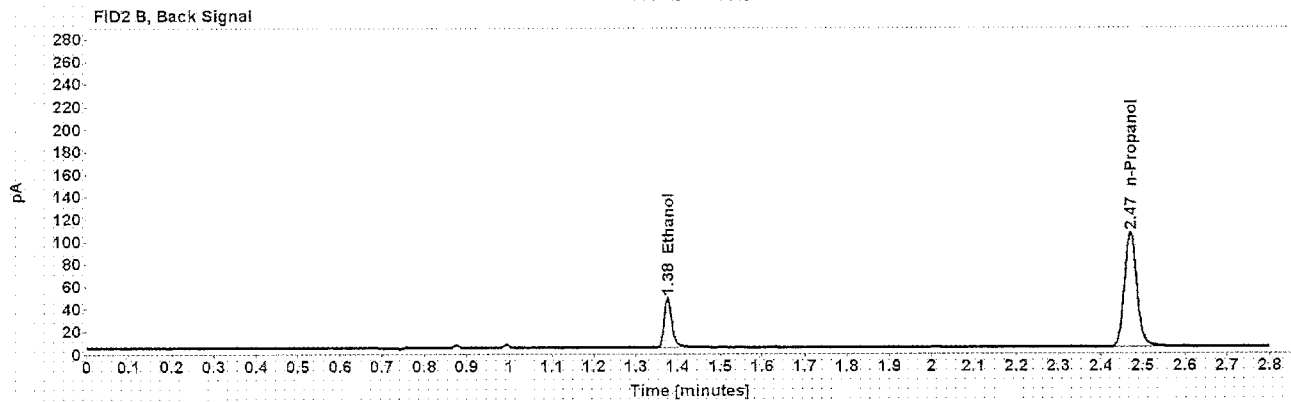
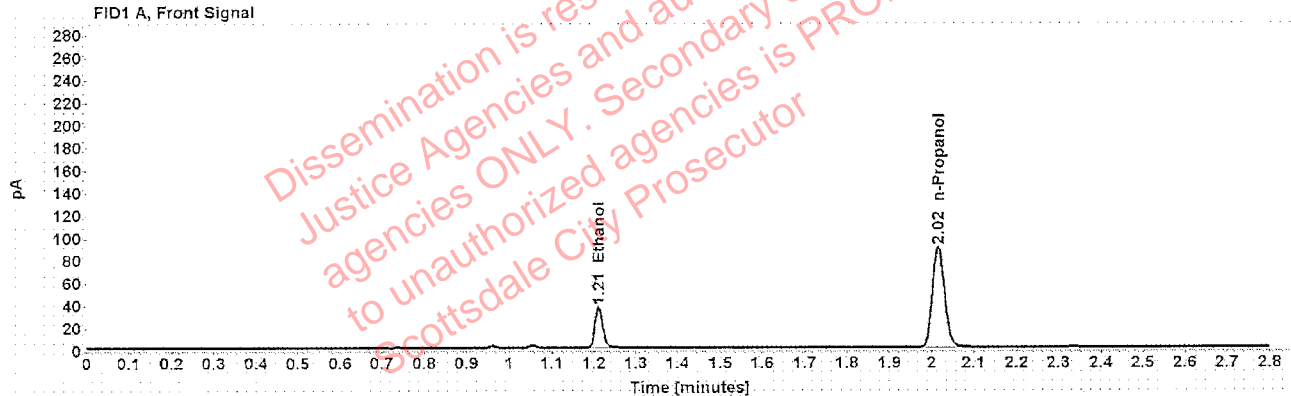


Table 1: FID 1 A (column DB-ALC1)

Compound	Amount (g/100mL)	Time (min)	Peak Area
>Ethanol	0.0738	1.211	46.586
n-Propanol	-----	2.016	178.106

Table 2: FID 2 B (column DB-ALC2)

Compound	Time (min)	Peak Area
Ethanol	1.377	56.126
n-Propanol	2.470	212.345

Case: [REDACTED] User: ecanonico 1/7/2020

Scottsdale Police Department Crime Lab Volatiles Analysis

Sample:	1283088	Vial:	18
Description:	[REDACTED]	LIMS ID:	[REDACTED]
Method:	ethanol quant.M	Sequence:	06Jan20
Instrument:	US14173023 CN14160045	Injection date:	1/6/2020 3:34:50 PM
Data file:	C:\Chem32\1\Data\06Jan20\18.D	Analyst:	Canonico

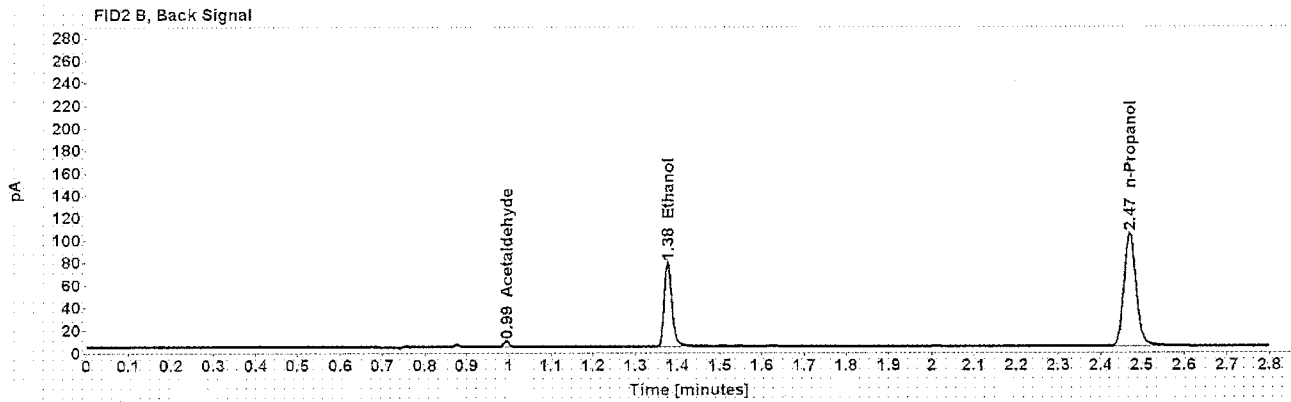
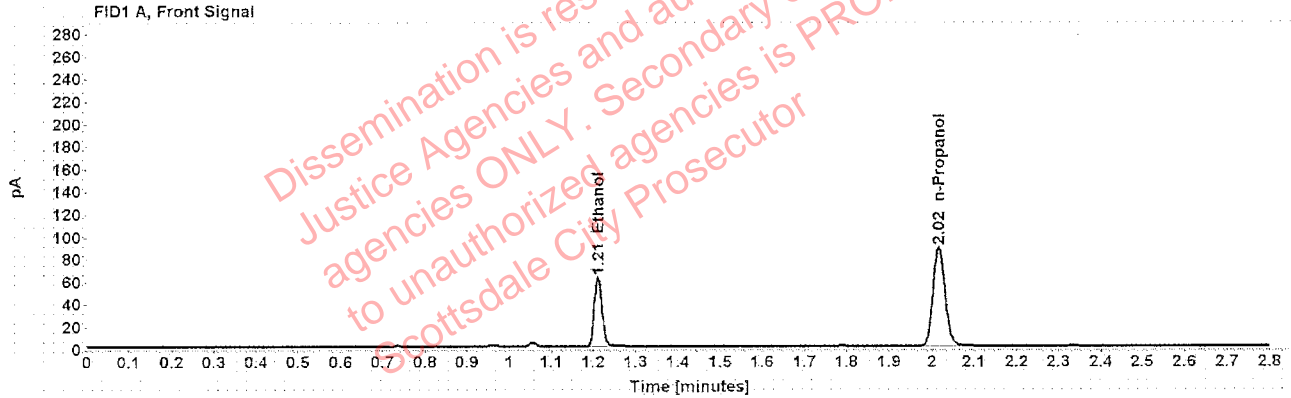


Table 1: FID 1 A (column DB-ALC1)

Compound	Amount (g/100mL)	Time (min)	Peak Area
>Ethanol	0.1255	1.211	78.830
n-Propanol	-----	2.017	175.758

Table 2: FID 2 B (column DB-ALC2)

Compound	Time (min)	Peak Area
Acetaldehyde	0.994	4.880
Ethanol	1.377	95.773
n-Propanol	2.470	209.553

Case: [REDACTED] User: ecanonico 1/7/2020

Scottsdale Police Department Crime Lab Volatiles Analysis

Sample:	1283088	Vial:	19
Description:	[REDACTED]	LIMS ID:	[REDACTED]
Method:	ethanol quant.M	Sequence:	06Jan20
Instrument:	US14173023 CN14160045	Injection date:	1/6/2020 3:39:04 PM
Data file:	C:\Chem32\1\Data\06Jan20\19.D	Analyst:	Canonico

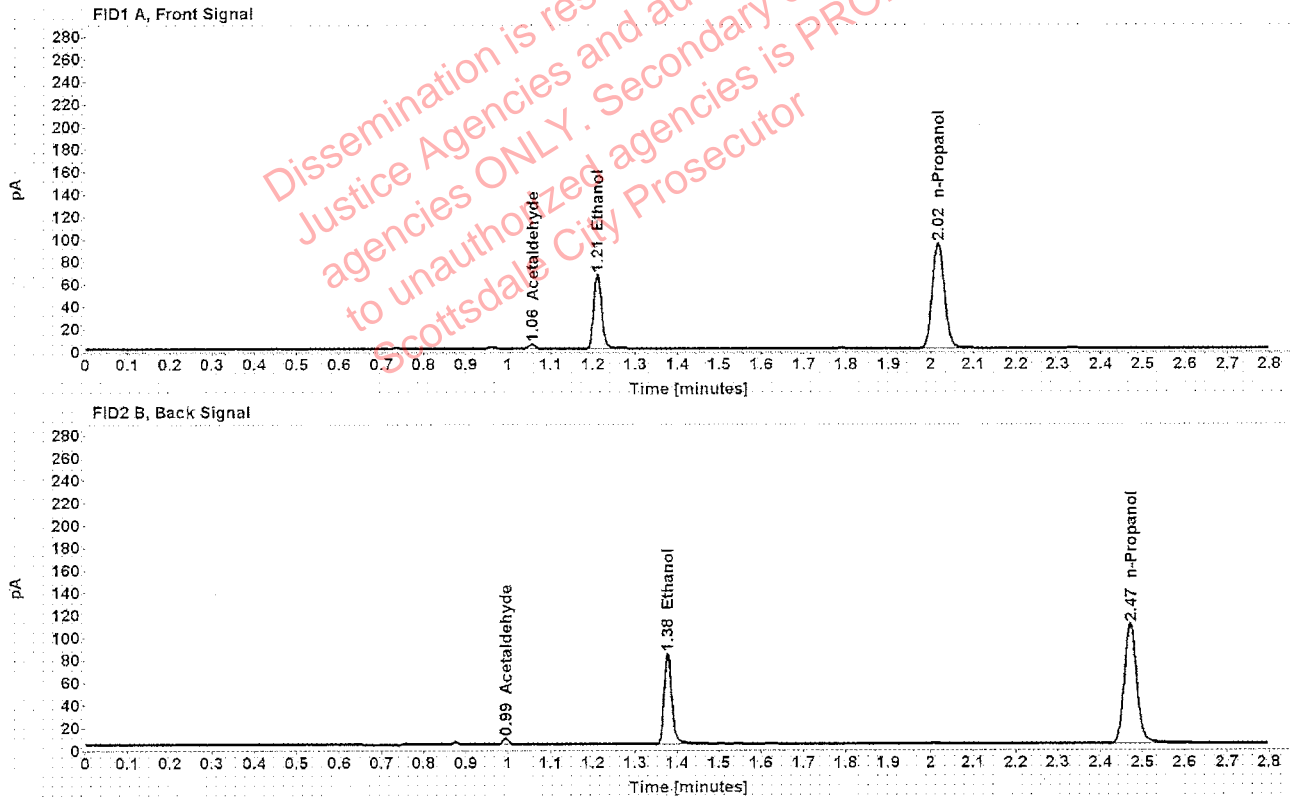


Table 1: FID 1 A (column DB-ALC1)

Compound	Amount (g/100mL)	Time (min)	Peak Area
Acetaldehyde	-----	1.056	3.897
>Ethanol	0.1272	1.211	84.653
n-Propanol	-----	2.017	186.137

Table 2: FID 2 B (column DB-ALC2)

Compound	Time (min)	Peak Area
Acetaldehyde	0.994	5.083
Ethanol	1.377	102.634
n-Propanol	2.471	222.110

Case: [REDACTED] User: ecanonico 1/7/2020

Scottsdale Police Department Crime Lab Volatiles Analysis

Sample:	1275049	Vial:	21
Description:	[REDACTED]	LIMS ID:	[REDACTED]
Method:	ethanol quant.M	Sequence:	06Jan20
Instrument:	US14173023 CN14160045	Injection date:	1/6/2020 3:47:04 PM
Data file:	C:\Chem32\1\Data\06Jan20\21.D	Analyst:	Canonico

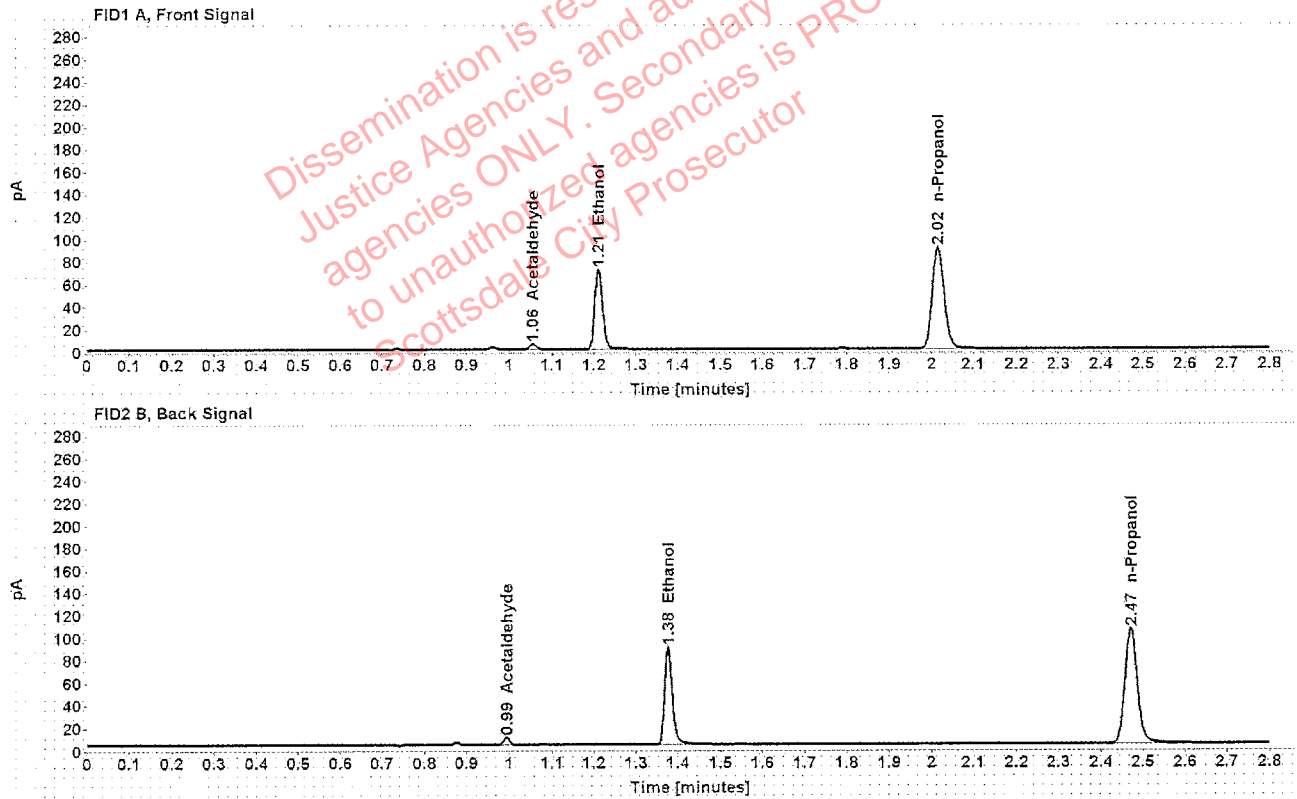


Table 1: FID 1 A (column DB-ALC1)

Compound	Amount (g/100mL)	Time (min)	Peak Area
Acetaldehyde	-----	1.056	4.824
>Ethanol	0.1420	1.211	90.857
n-Propanol	-----	2.017	178.800

Table 2: FID 2 B (column DB-ALC2)

Compound	Time (min)	Peak Area
Acetaldehyde	0.994	6.297
Ethanol	1.377	110.880
n-Propanol	2.471	212.823

Case: [REDACTED] User: ecanonico 1/7/2020

Scottsdale Police Department Crime Lab Volatiles Analysis

Sample:	1275049	Vial:	22
Description:	[REDACTED]	LIMS ID:	[REDACTED]
Method:	ethanol quant.M	Sequence:	06Jan20
Instrument:	US14173023 CN14160045	Injection date:	1/6/2020 3:51:04 PM
Data file:	C:\Chem32\1\Data\06Jan20\22.D	Analyst:	Canonico

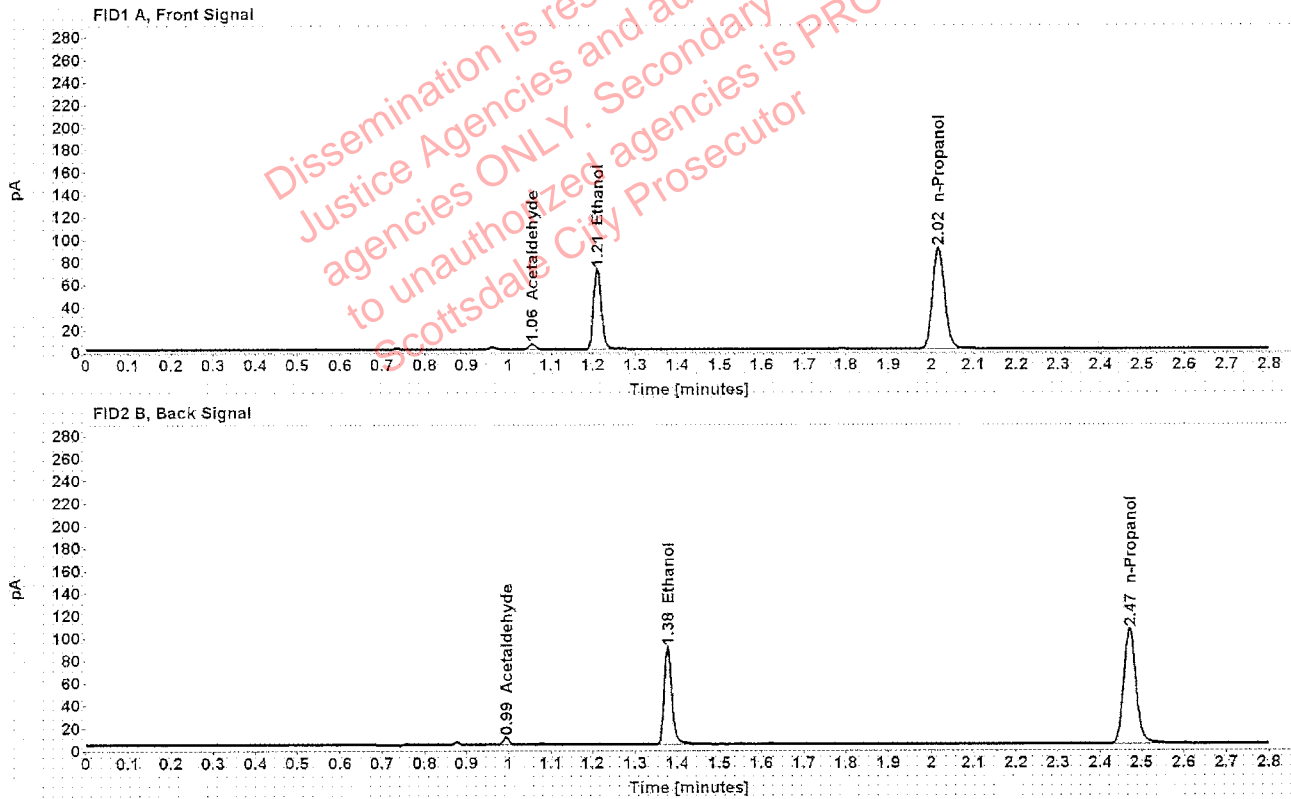


Table 1: FID 1 A (column DB-ALC1)

Compound	Amount (g/100mL)	Time (min)	Peak Area
Acetaldehyde	-----	1.056	4.812
>Ethanol	0.1420	1.211	91.035
n-Propanol	-----	2.017	179.139

Table 2: FID 2 B (column DB-ALC2)

Compound	Time (min)	Peak Area
Acetaldehyde	0.994	6.268
Ethanol	1.377	111.011
n-Propanol	2.471	213.006

Scottsdale Police Department Crime Lab Volatiles Analysis

Sample:	1281175	Vial:	23
Description:	[REDACTED]	LIMS ID:	[REDACTED]
Method:	ethanol quant.M	Sequence:	06Jan20
Instrument:	US14173023 CN14160045	Injection date:	1/6/2020 3:55:05 PM
Data file:	C:\Chem32\1\Data\06Jan20\23.D	Analyst:	Canonico

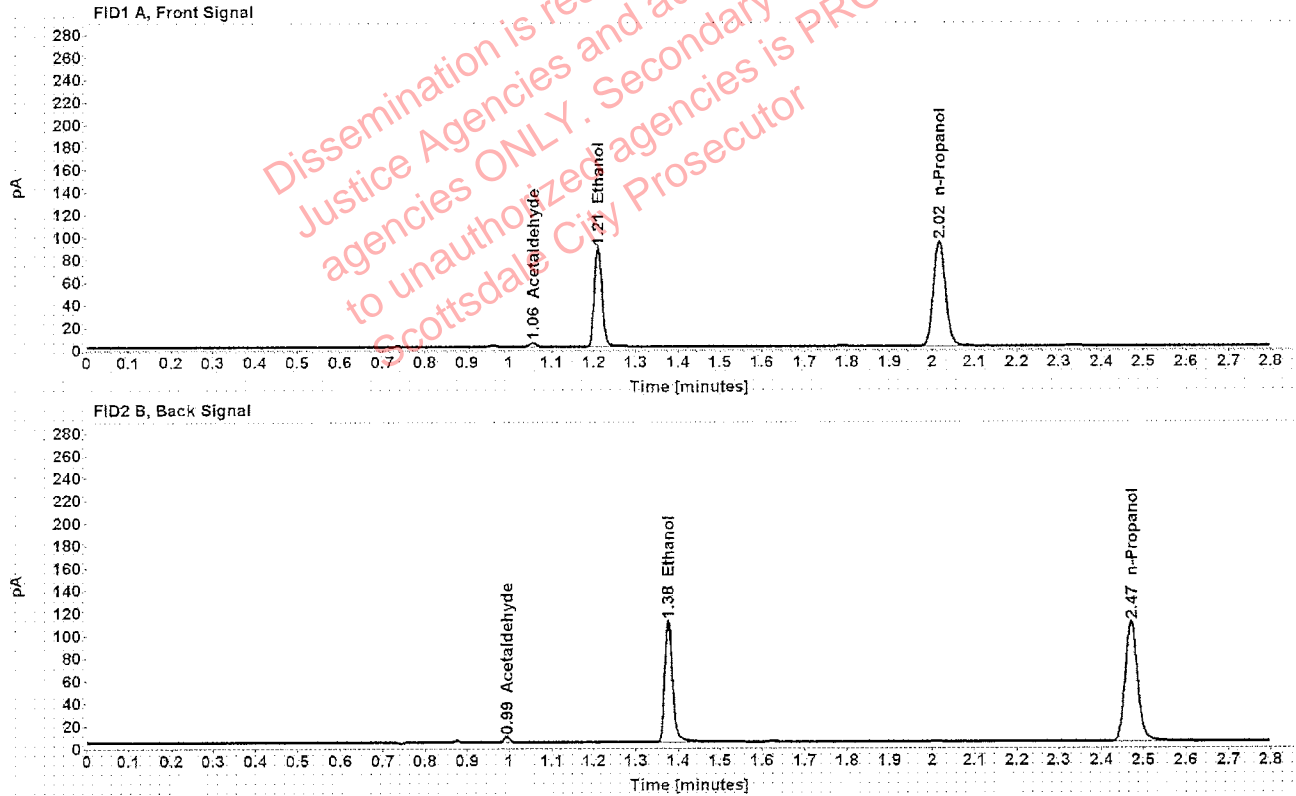


Table 1: FID 1 A (column DB-ALC1)

Compound	Amount (g/100mL)	Time (min)	Peak Area
Acetaldehyde	-----	1.056	3.795
>Ethanol	0.1691	1.210	112.458
n-Propanol	-----	2.017	185.499

Table 2: FID 2 B (column DB-ALC2)

Compound	Time (min)	Peak Area
Acetaldehyde	0.994	4.920
Ethanol	1.377	139.347
n-Propanol	2.471	221.627

Case: [REDACTED] User: ecanonico 1/7/2020

Scottsdale Police Department Crime Lab Volatiles Analysis

Sample:	1281175	Vial:	24
Description:	[REDACTED]	LIMS ID:	[REDACTED]
Method:	ethanol quant.M	Sequence:	06Jan20
Instrument:	US14173023 CN14160045	Injection date:	1/6/2020 3:59:05 PM
Data file:	C:\Chem32\1\Data\06Jan20\24.D	Analyst:	Canonico

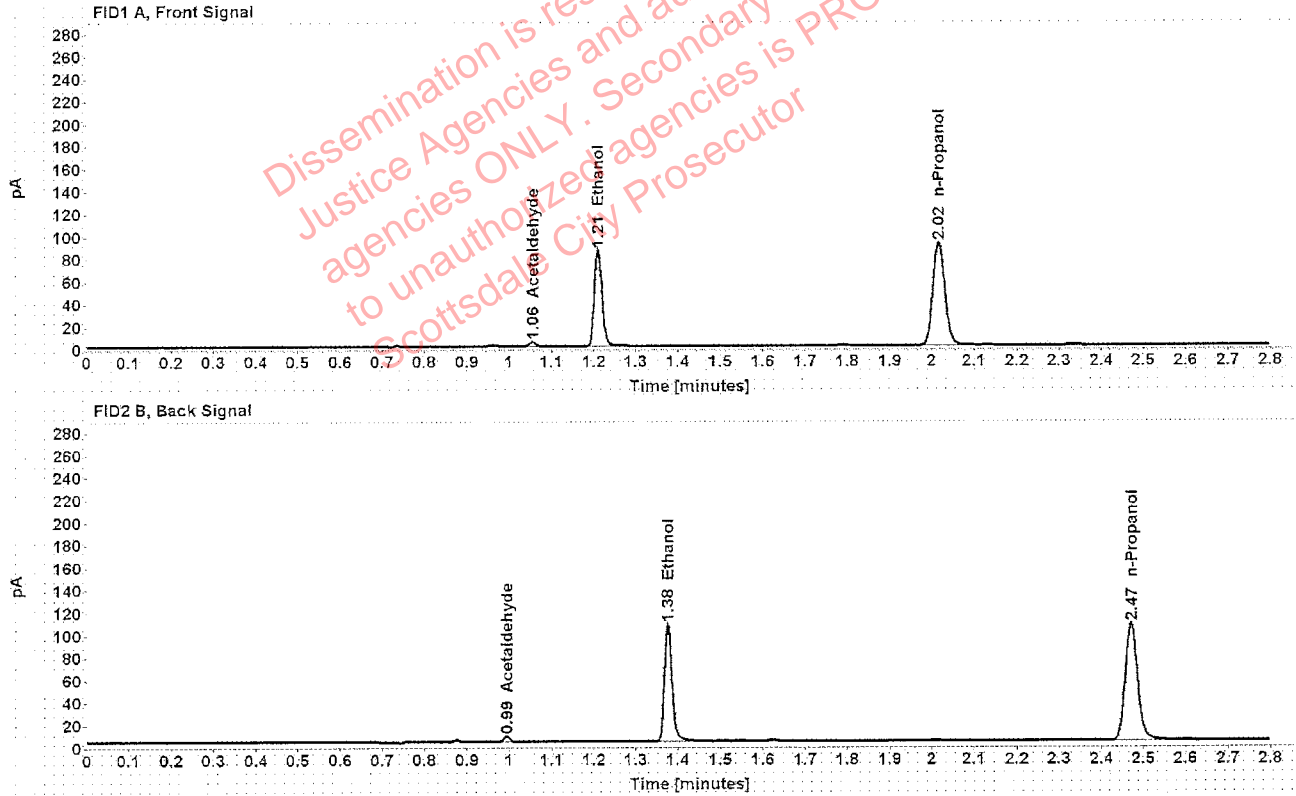


Table 1: FID 1 A (column DB-ALC1)

Compound	Amount (g/100mL)	Time (min)	Peak Area
Acetaldehyde	-----	1.056	3.877
>Ethanol	0.1676	1.211	109.199
n-Propanol	-----	2.017	181.790

Table 2: FID 2 B (column DB-ALC2)

Compound	Time (min)	Peak Area
Acetaldehyde	0.994	5.022
Ethanol	1.377	134.486
n-Propanol	2.471	217.377

Scottsdale Police Department Crime Lab Volatiles Analysis

Sample:	1302132	Vial:	25
Description:	[REDACTED]	LIMS ID:	[REDACTED]
Method:	ethanol quant.M	Sequence:	06Jan20
Instrument:	US14173023 CN14160045	Injection date:	1/6/2020 4:03:20 PM
Data file:	C:\Chem32\1\Data\06Jan20\25.D	Analyst:	Canonico

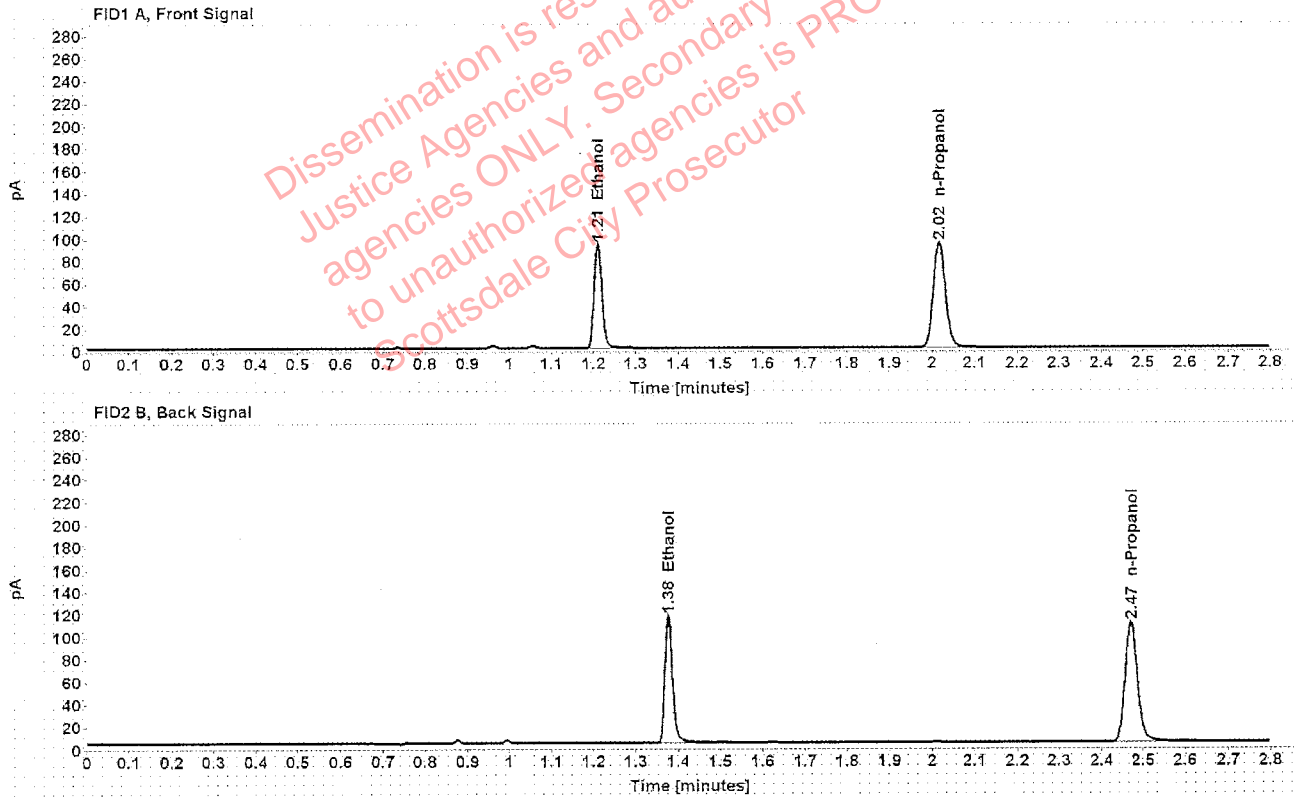


Table 1: FID 1 A (column DB-ALC1)

Compound	Amount (g/100mL)	Time (min)	Peak Area
>Ethanol	0.1779	1.210	118.856
n-Propanol	-----	2.017	186.268

Table 2: FID 2 B (column DB-ALC2)

Compound	Time (min)	Peak Area
Ethanol	1.377	146.085
n-Propanol	2.471	223.009

Scottsdale Police Department Crime Lab Volatiles Analysis

Sample:	1302132	Vial:	26
Description:	[REDACTED]	LIMS ID:	[REDACTED]
Method:	ethanol quant.M	Sequence:	06Jan20
Instrument:	US14173023 CN14160045	Injection date:	1/6/2020 4:07:19 PM
Data file:	C:\Chem32\1\Data\06Jan20\26.D	Analyst:	Canonico

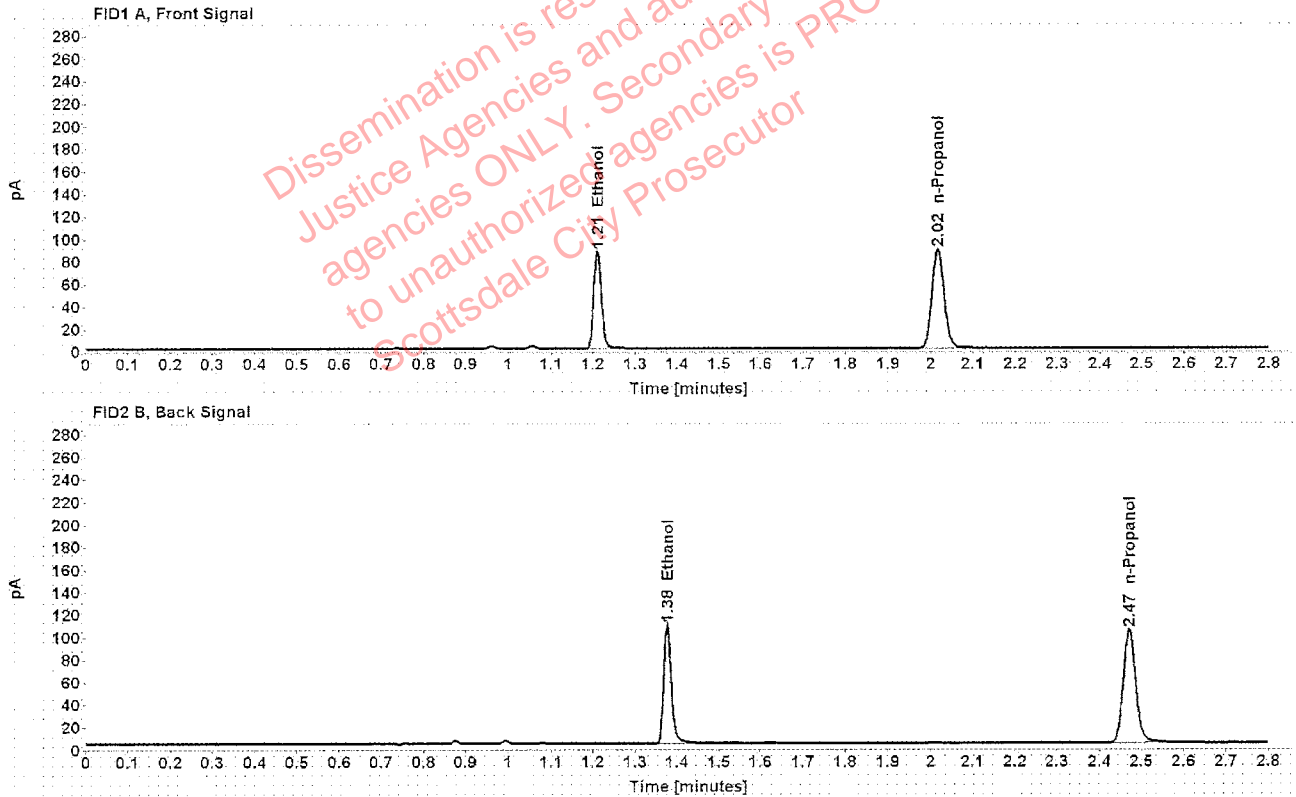


Table 1: FID 1 A (column DB-ALC1)

Compound	Amount (g/100mL)	Time (min)	Peak Area
>Ethanol	0.1758	1.211	110.877
n-Propanol	-----	2.017	175.946

Table 2: FID 2 B (column DB-ALC2)

Compound	Time (min)	Peak Area
Ethanol	1.377	136.976
n-Propanol	2.470	208.986

Scottsdale Police Department Crime Lab Volatiles Analysis

Sample:	1302136	Vial:	27
Description:	[REDACTED]	LIMS ID:	[REDACTED]
Method:	ethanol quant.M	Sequence:	06Jan20
Instrument:	US14173023 CN14160045	Injection date:	1/6/2020 4:11:20 PM
Data file:	C:\Chem32\1\Data\06Jan20\27.D	Analyst:	Canonico

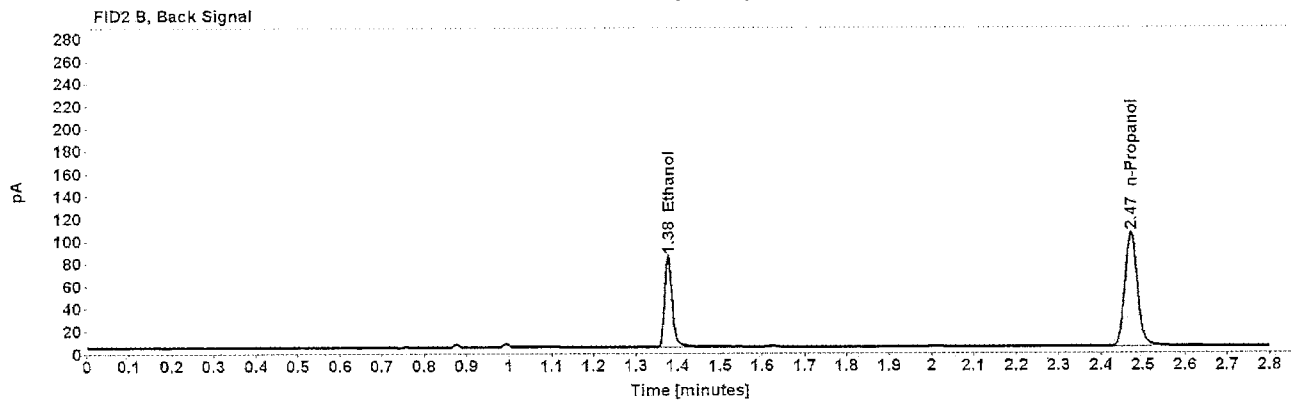
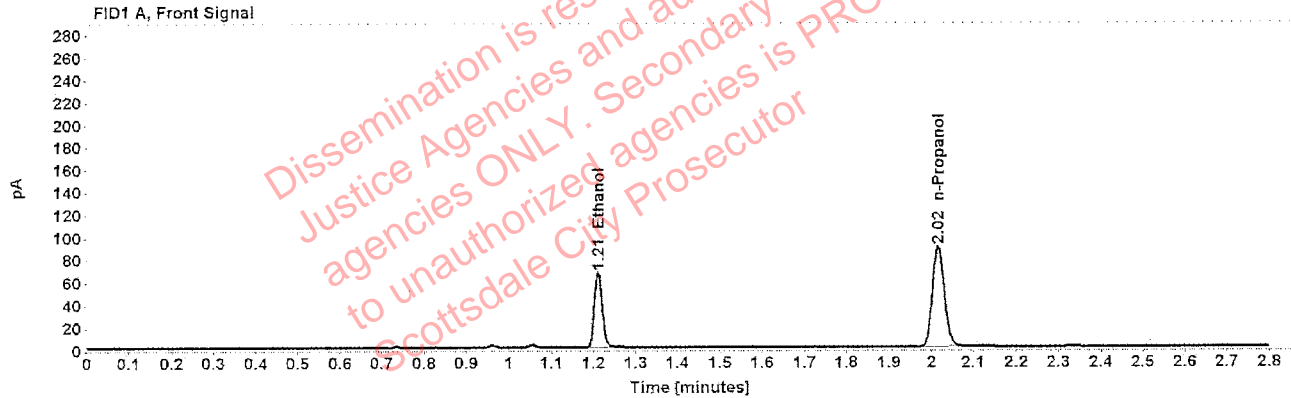


Table 1: FID 1 A (column DB-ALC1)

Compound	Amount (g/100mL)	Time (min)	Peak Area
>Ethanol	0.1340	1.211	84.845
n-Propanol	-----	2.017	177.092

Table 2: FID 2 B (column DB-ALC2)

Compound	Time (min)	Peak Area
Ethanol	1.377	104.769
n-Propanol	2.470	211.528

Scottsdale Police Department Crime Lab Volatiles Analysis

Sample:	1302136	Vial:	28
Description:	[REDACTED]	LIMS ID:	[REDACTED]
Method:	ethanol quant.M	Sequence:	06Jan20
Instrument:	US14173023 CN14160045	Injection date:	1/6/2020 4:15:19 PM
Data file:	C:\Chem32\1\Data\06Jan20\28.D	Analyst:	Canonico

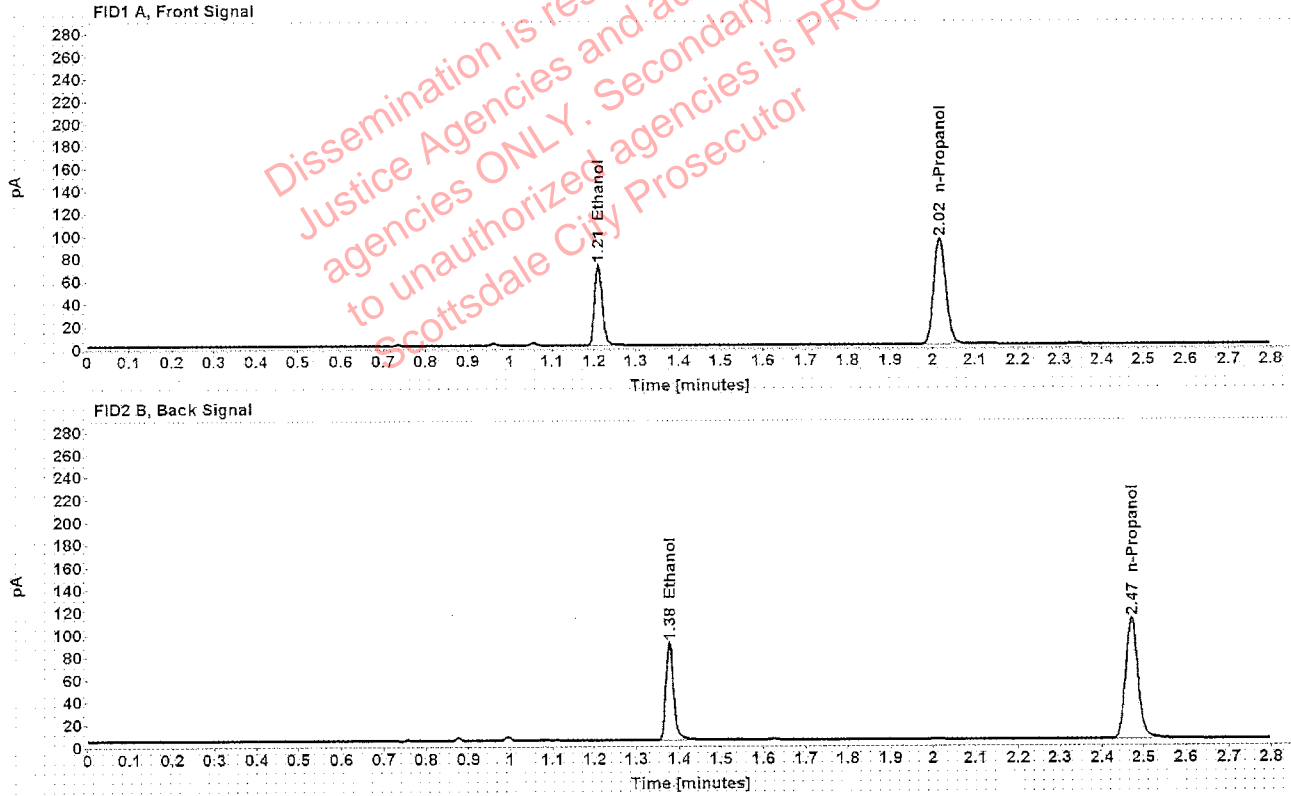


Table 1: FID 1 A (column DB-ALC1)

Compound	Amount (g/100mL)	Time (min)	Peak Area
>Ethanol	0.1358	1.211	91.059
n-Propanol	-----	2.017	187.449

Table 2: FID 2 B (column DB-ALC2)

Compound	Time (min)	Peak Area
Ethanol	1.377	112.896
n-Propanol	2.471	224.056

Scottsdale Police Department Crime Lab Volatiles Analysis

Sample:	1301517	Vial:	29
Description:	[REDACTED]	LJMS ID:	[REDACTED]
Method:	ethanol quant.M	Sequence:	06Jan20
Instrument:	US14173023 CN14160045	Injection date:	1/6/2020 4:19:20 PM
Data file:	C:\Chem32\1\Data\06Jan20\29.D	Analyst:	Canonico

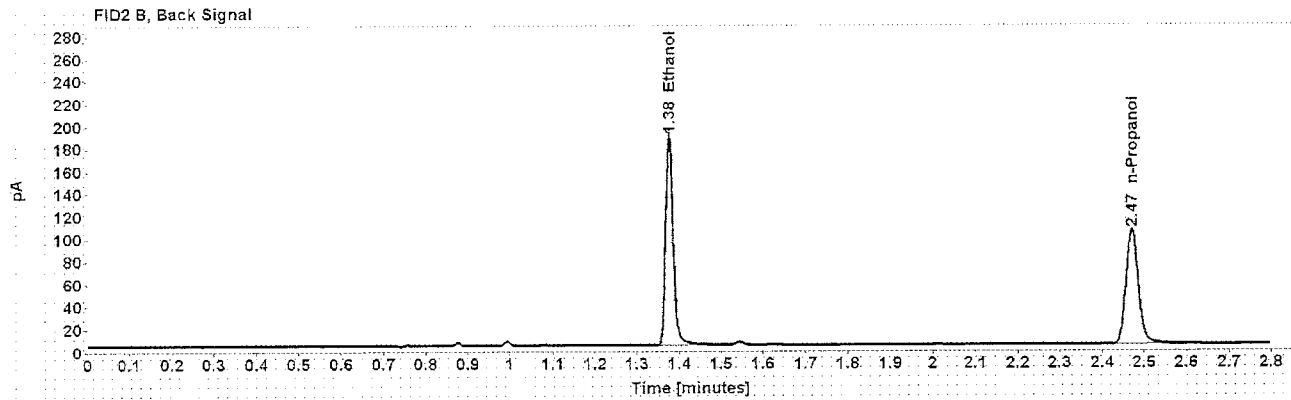
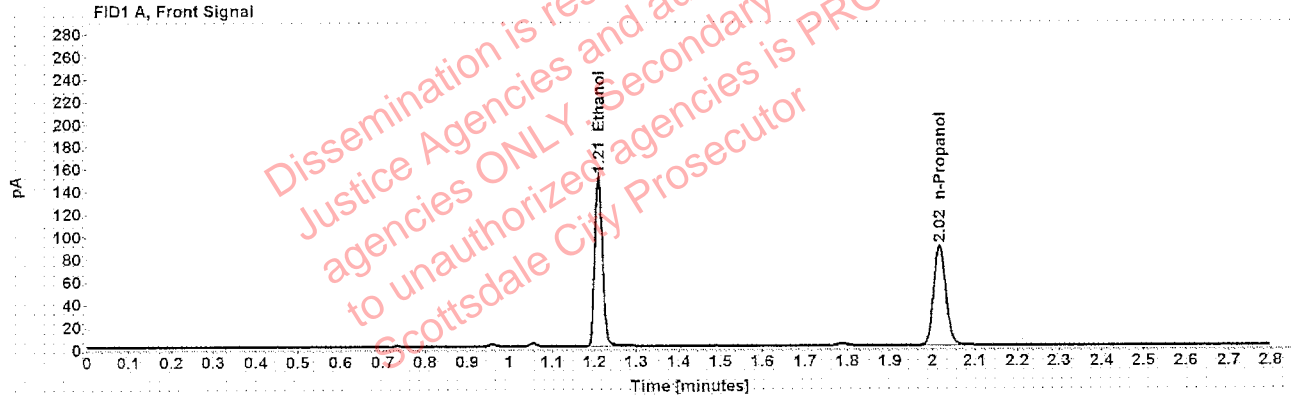


Table 1: FID 1 A (column DB-ALC1)

Compound	Amount (g/100mL)	Time (min)	Peak Area
>Ethanol	0.3010	1.210	192.027
n-Propanol	-----	2.017	177.322

Table 2: FID 2 B (column DB-ALC2)

Compound	Time (min)	Peak Area
Ethanol	1.376	234.906
n-Propanol	2.470	210.316

Scottsdale Police Department Crime Lab Volatiles Analysis

Sample:	1301517	Vial:	30
Description:	[REDACTED]	LIMS ID:	[REDACTED]
Method:	ethanol quant.M	Sequence:	06Jan20
Instrument:	US14173023 CN14160045	Injection date:	1/6/2020 4:23:20 PM
Data file:	C:\Chem32\1\Data\06Jan20\30.D	Analyst:	Canonico

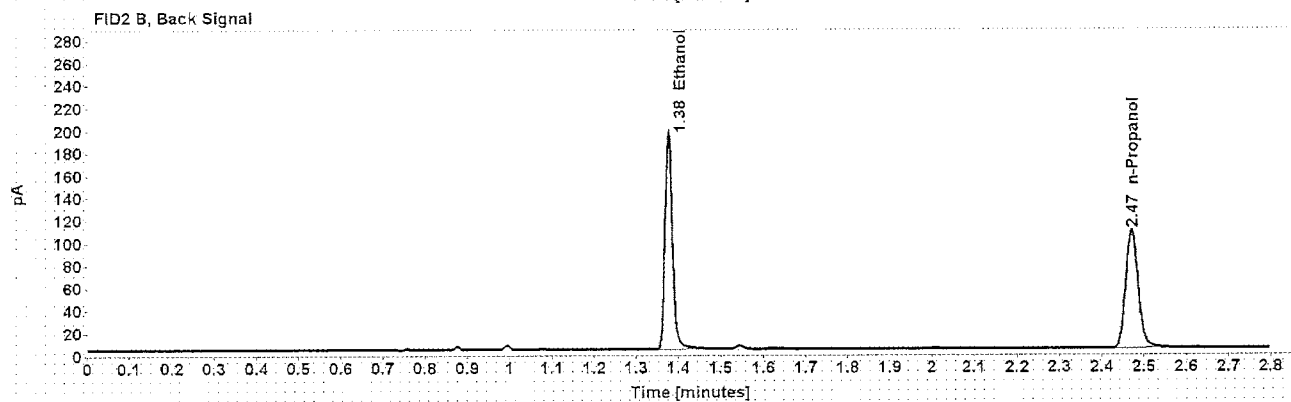
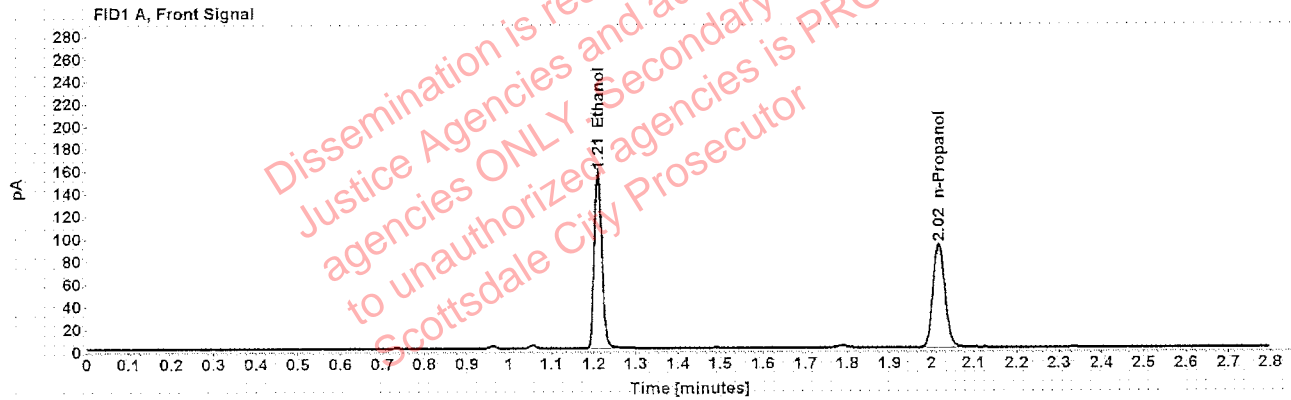


Table 1: FID 1 A (column DB-ALC1)

Compound	Amount (g/100mL)	Time (min)	Peak Area
>Ethanol	0.3026	1.210	199.059
n-Propanol	-----	2.017	182.841

Table 2: FID 2 B (column DB-ALC2)

Compound	Time (min)	Peak Area
Ethanol	1.376	243.616
n-Propanol	2.471	216.927

Scottsdale Police Department Crime Lab Volatiles Analysis

Sample:	1302096	Vial:	32
Description:	[REDACTED]	LIMS ID:	[REDACTED]
Method:	ethanol quant.M	Sequence:	06Jan20
Instrument:	US14173023 CN14160045	Injection date:	1/6/2020 4:31:34 PM
Data file:	C:\Chem32\1\Data\06Jan20\32.D	Analyst:	Canonico

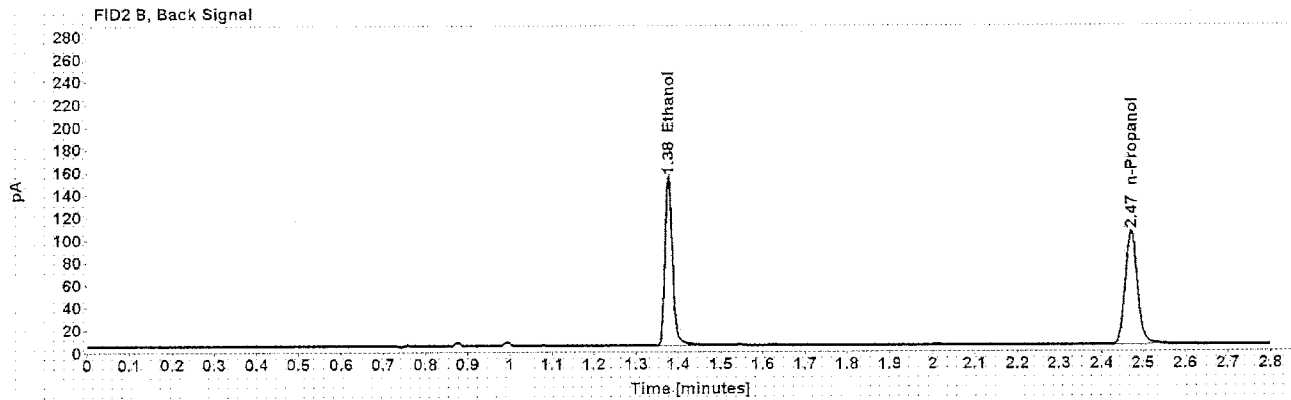
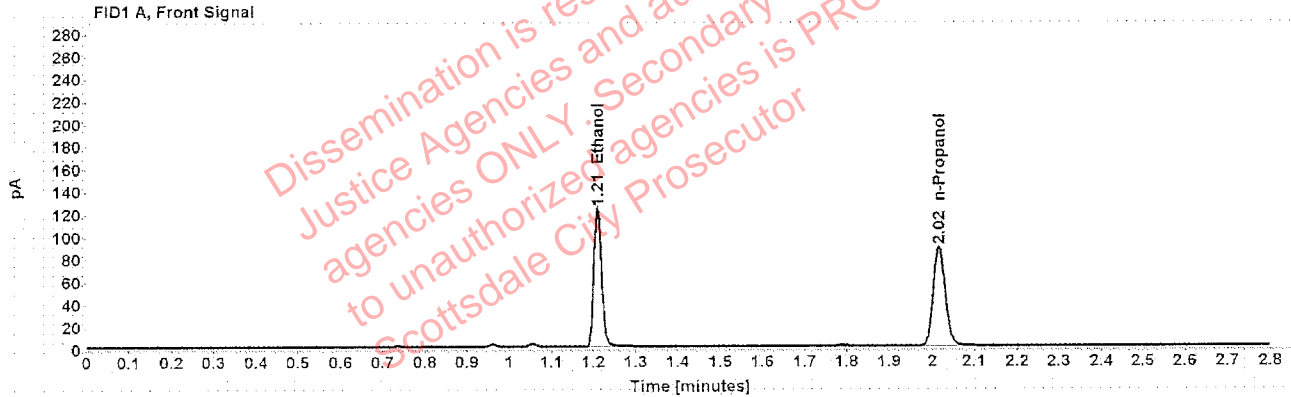


Table 1: FID 1 A (column DB-ALC1)

Compound	Amount (g/100mL)	Time (min)	Peak Area
>Ethanol	0.2473	1.210	156.362
n-Propanol	-----	2.016	175.906

Table 2: FID 2 B (column DB-ALC2)

Compound	Time (min)	Peak Area
Ethanol	1.376	192.935
n-Propanol	2.470	209.355

Case: ██████████ User: ecanonico 1/7/2020

Scottsdale Police Department Crime Lab Volatiles Analysis

Sample:	1302096	Vial:	33
Description:	██████████	LIMS ID:	██████████
Method:	ethanol quant.M	Sequence:	06Jan20
Instrument:	US14173023 CN14160045	Injection date:	1/6/2020 4:35:35 PM
Data file:	C:\Chem32\1\Data\06Jan20\33.D	Analyst:	Canonico

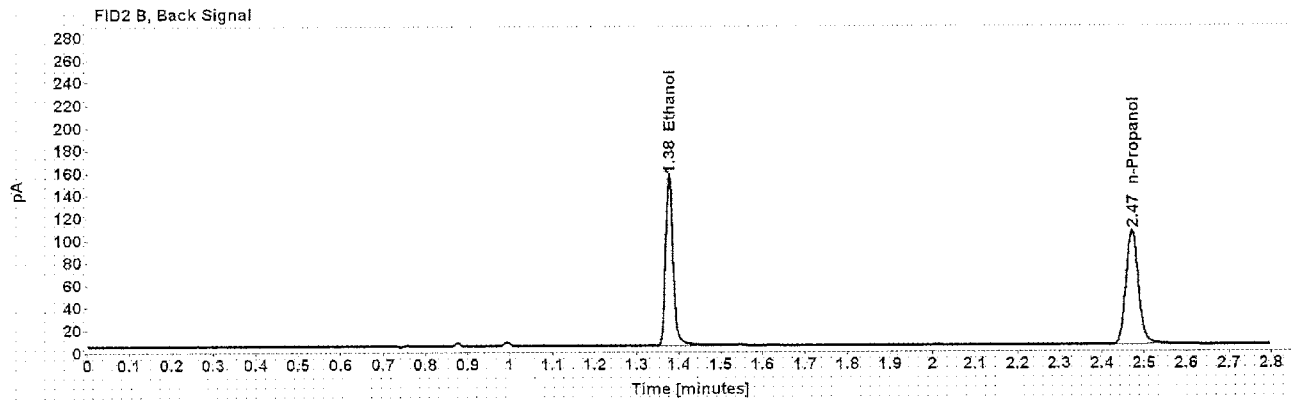
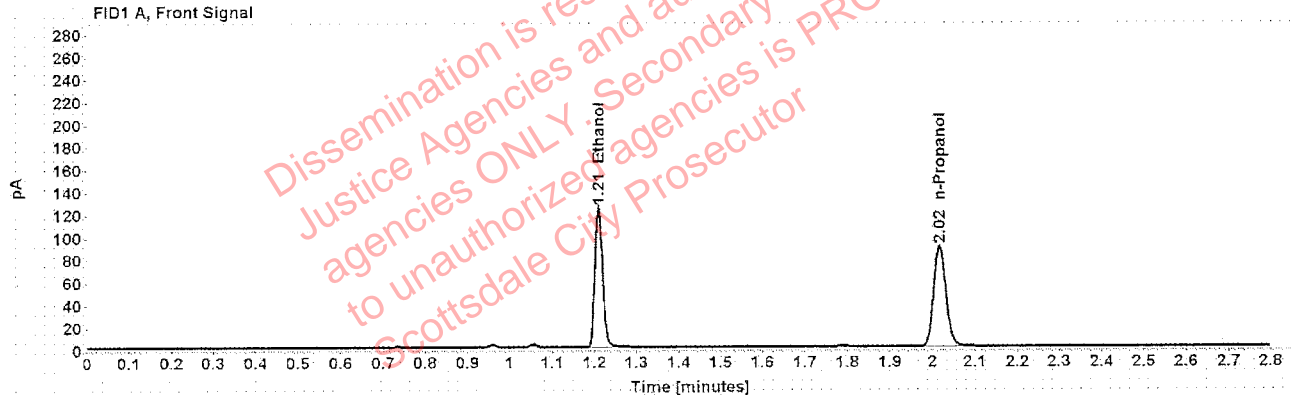


Table 1: FID 1 A (column DB-ALC1)

Compound	Amount (g/100mL)	Time (min)	Peak Area
>Ethanol	0.2475	1.210	158.161
n-Propanol	-----	2.017	177.783

Table 2: FID 2 B (column DB-ALC2)

Compound	Time (min)	Peak Area
Ethanol	1.376	195.370
n-Propanol	2.471	210.825

Case: [REDACTED] User: ecanonico 1/7/2020

Scottsdale Police Department Crime Lab Volatiles Analysis

Sample:	1281096	Vial:	34
Description:	[REDACTED]	LIMS ID:	[REDACTED]
Method:	ethanol quant.M	Sequence:	06Jan20
Instrument:	US14173023 CN14160045	Injection date:	1/6/2020 4:39:34 PM
Data file:	C:\Chem32\1\Data\06Jan20\34.D	Analyst:	Canonico

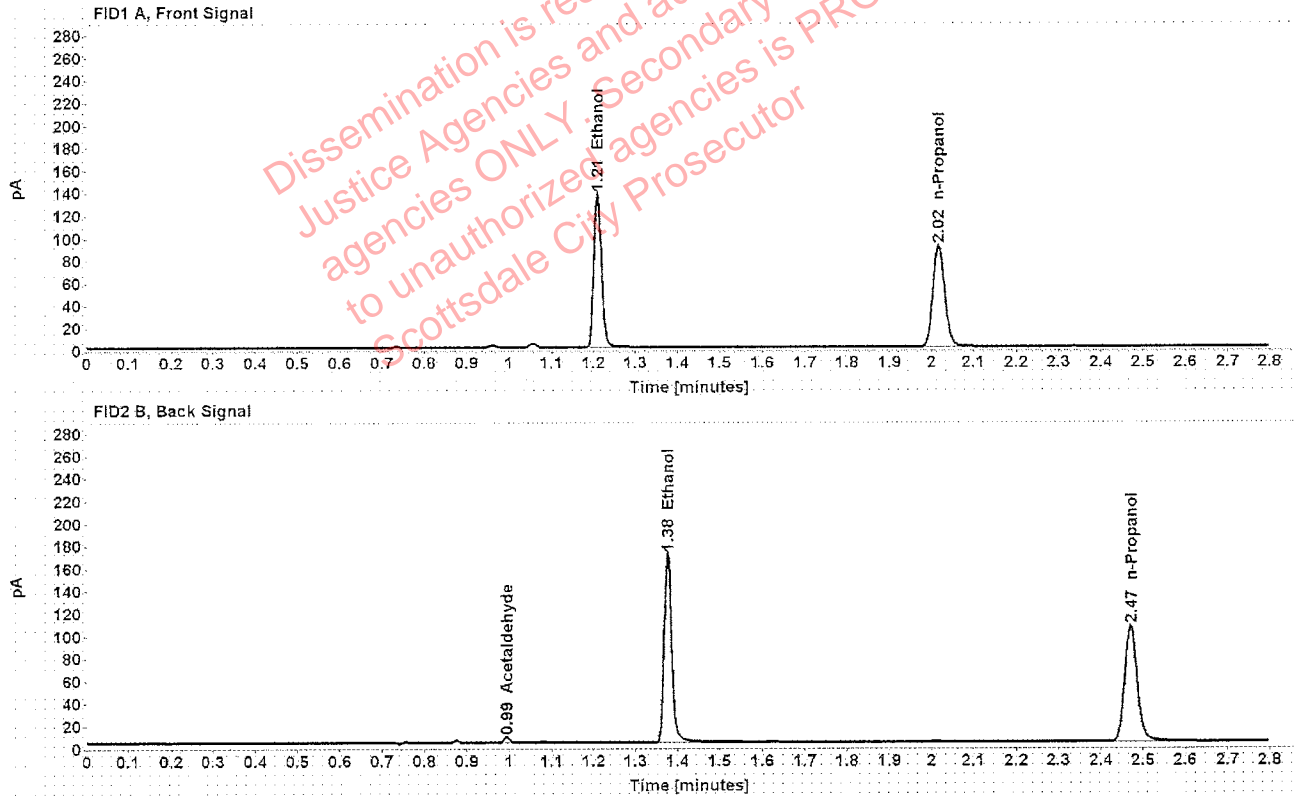


Table 1: FID 1 A (column DB-ALC1)

Compound	Amount (g/100mL)	Time (min)	Peak Area
>Ethanol	0.2695	1.210	174.070
n-Propanol	-----	2.017	179.619

Table 2: FID 2 B (column DB-ALC2)

Compound	Time (min)	Peak Area
Acetaldehyde	0.994	4.761
Ethanol	1.376	214.976
n-Propanol	2.471	214.579

Scottsdale Police Department Crime Lab Volatiles Analysis

Sample:	1281096	Vial:	35
Description:	[REDACTED]	LIMS ID:	[REDACTED]
Method:	ethanol quant.M	Sequence:	06Jan20
Instrument:	US14173023 CN14160045	Injection date:	1/6/2020 4:43:34 PM
Data file:	C:\Chem32\1\Data\06Jan20\35.D	Analyst:	Canonico

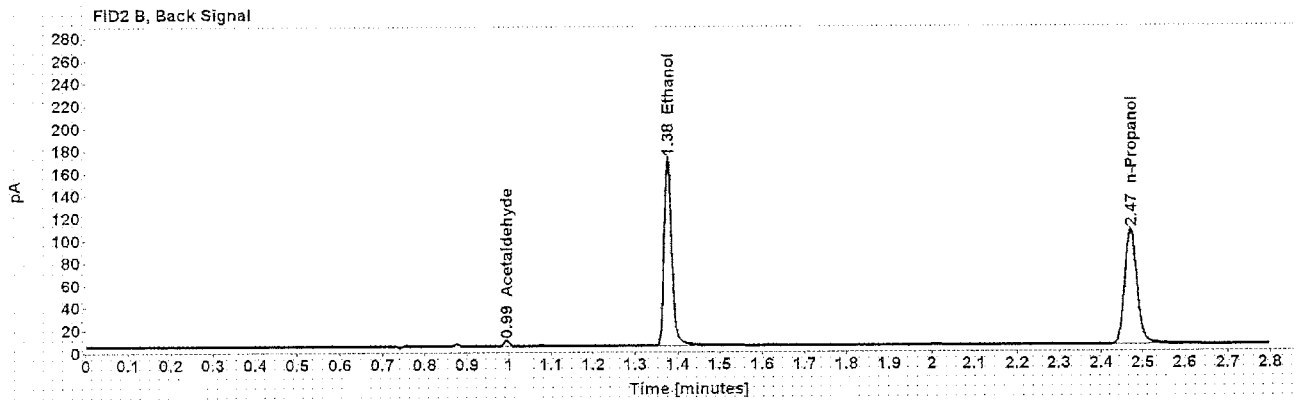
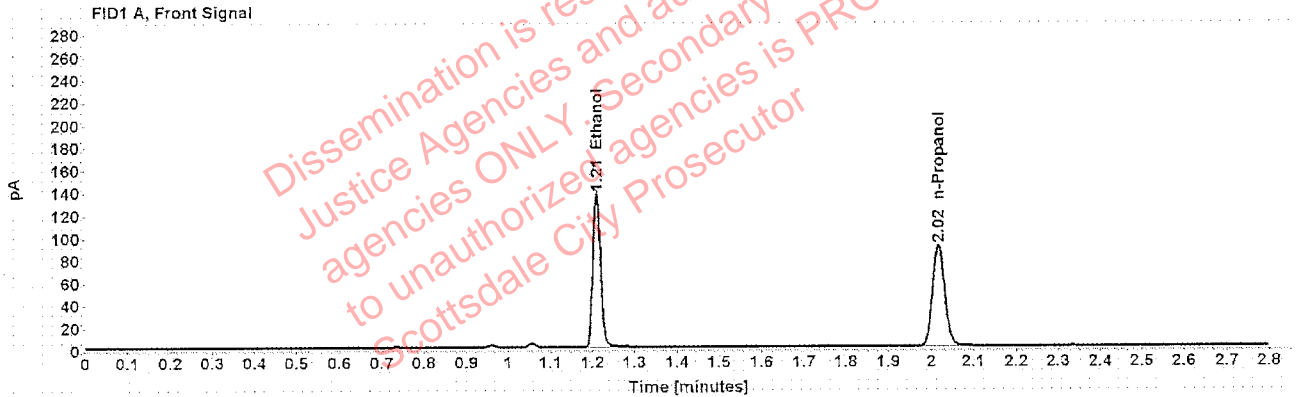


Table 1: FID 1 A (column DB-ALC1)

Compound	Amount (g/100mL)	Time (min)	Peak Area
>Ethanol	0.2694	1.210	173.379
n-Propanol	-----	2.017	179.000

Table 2: FID 2 B (column DB-ALC2)

Compound	Time (min)	Peak Area
Acetaldehyde	0.994	4.774
Ethanol	1.376	214.128
n-Propanol	2.471	213.569

Case: [REDACTED] User: ecanonico 1/7/2020

Scottsdale Police Department Crime Lab Volatiles Analysis

Sample:	1266344	Vial:	36
Description:	[REDACTED]	LIMS ID:	[REDACTED]
Method:	ethanol quant.M	Sequence:	06Jan20
Instrument:	US14173023 CN14160045	Injection date:	1/6/2020 4:47:35 PM
Data file:	C:\Chem32\1\Data\06Jan20\36.D	Analyst:	Canonico

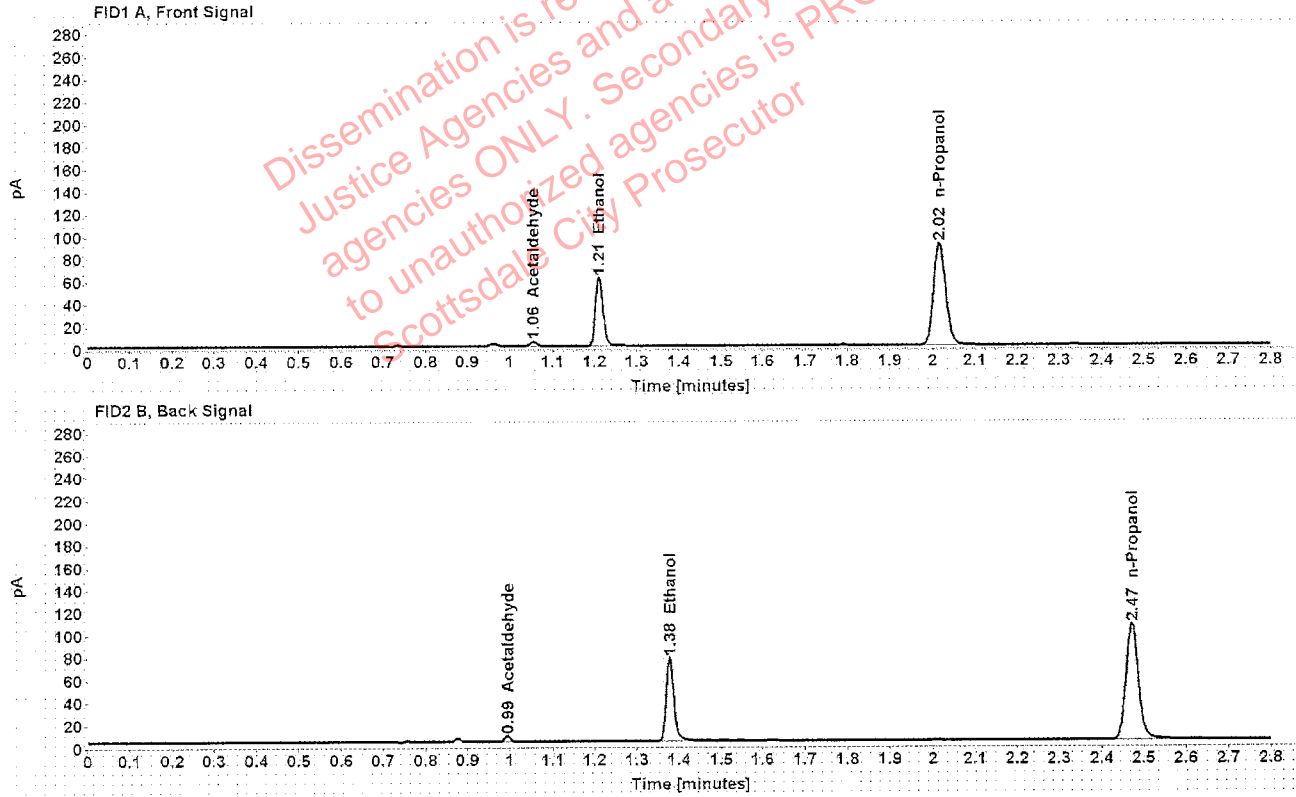


Table 1: FID 1 A (column DB-ALC1)

Compound	Amount (g/100mL)	Time (min)	Peak Area
Acetaldehyde	-----	1.056	3.810
>Ethanol	0.1208	1.211	78.079
n-Propanol	-----	2.017	180.978

Table 2: FID 2 B (column DB-ALC2)

Compound	Time (min)	Peak Area
Acetaldehyde	0.994	4.967
Ethanol	1.377	94.817
n-Propanol	2.471	216.289

Case: ██████████ User: ecanonico 1/7/2020

Scottsdale Police Department Crime Lab Volatiles Analysis

Sample:	1266344	Vial:	37
Description:	██████████	LIMS ID:	██████████
Method:	ethanol quant.M	Sequence:	06Jan20
Instrument:	US14173023 CN14160045	Injection date:	1/6/2020 4:51:49 PM
Data file:	C:\Chem3211\Data\06Jan20\37.D	Analyst:	Canonico

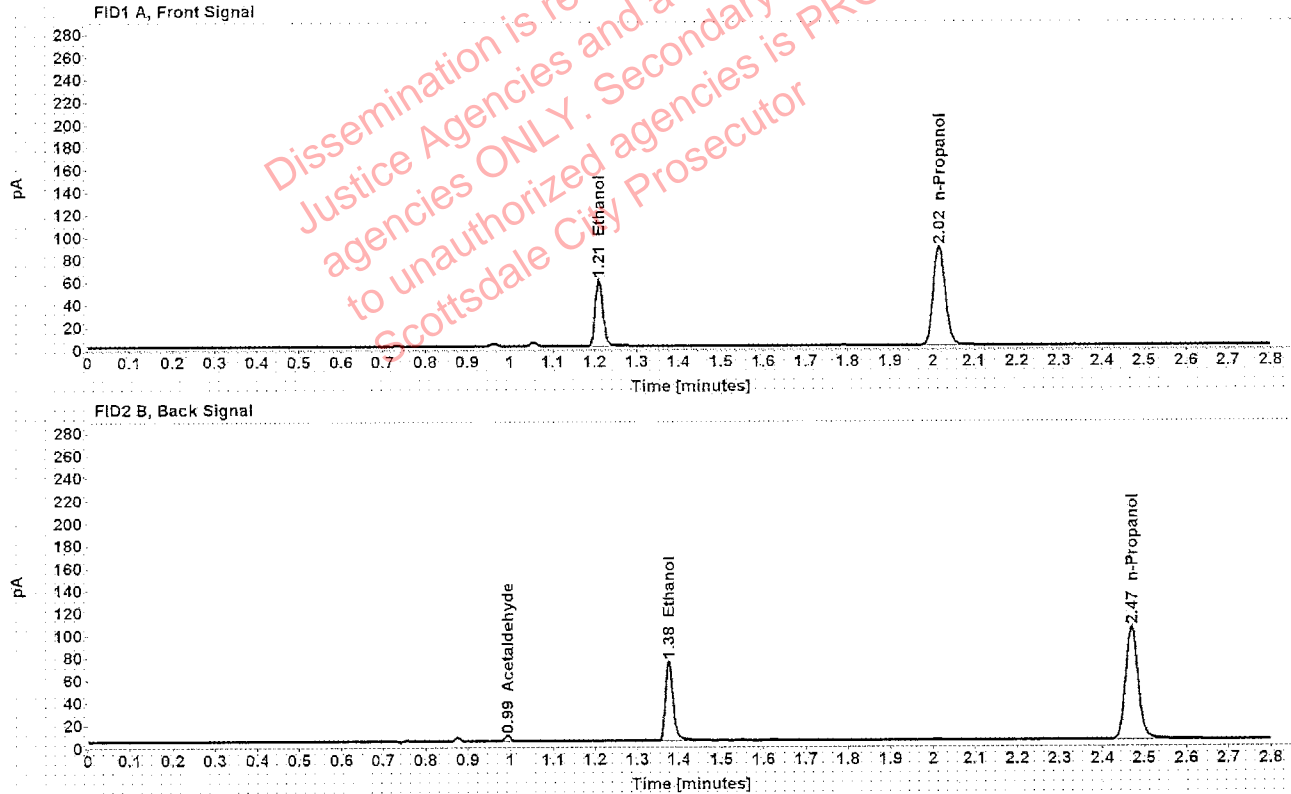


Table 1: FID 1 A (column DB-ALC1)

Compound	Amount (g/100mL)	Time (min)	Peak Area
>Ethanol	0.1200	1.210	75.162
n-Propanol	-----	2.016	175.341

Table 2: FID 2 B (column DB-ALC2)

Compound	Time (min)	Peak Area
Acetaldehyde	0.993	4.905
Ethanol	1.376	91.095
n-Propanol	2.469	209.495

Scottsdale Police Department Crime Lab Volatiles Analysis

Sample:	1302684	Vial:	38
Description:	[REDACTED]	LIMS ID:	[REDACTED]
Method:	ethanol quant.M	Sequence:	06Jan20
Instrument:	US14173023 CN14160045	Injection date:	1/6/2020 4:55:49 PM
Data file:	C:\Chem32\11\Data\06Jan20\38.D	Analyst:	Canonico

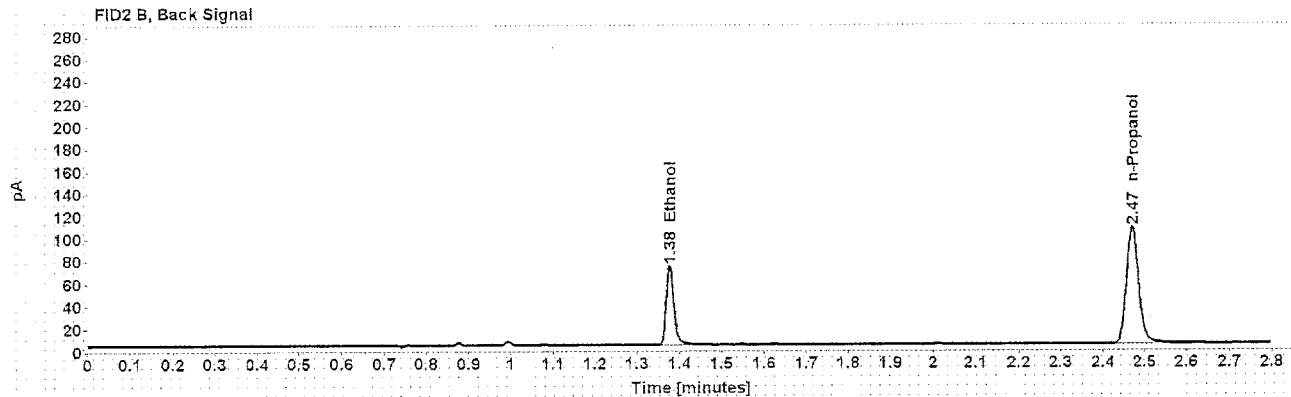
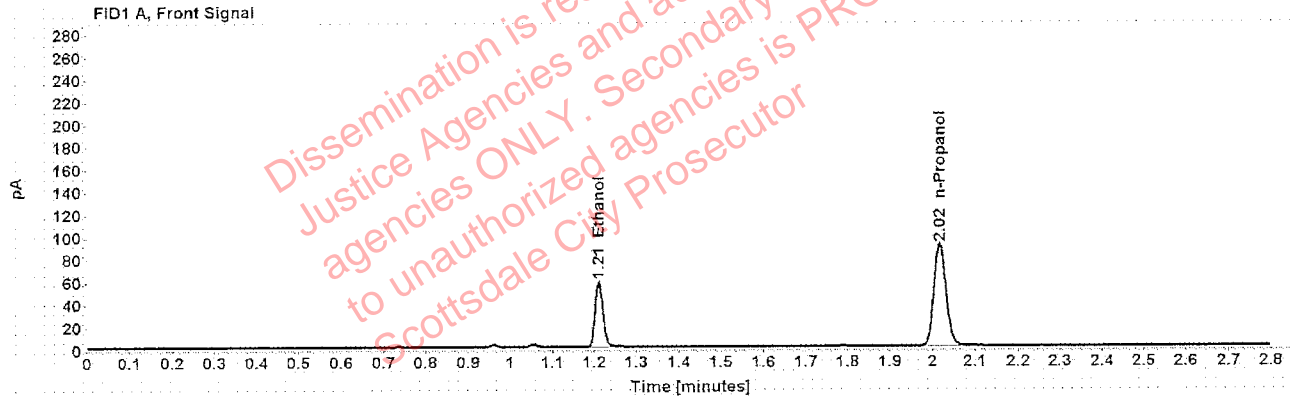


Table 1: FID 1 A (column DB-ALC1)

Compound	Amount (g/100mL)	Time (min)	Peak Area
>Ethanol	0.1149	1.211	74.166
n-Propanol	-----	2.017	180.787

Table 2: FID 2 B (column DB-ALC2)

Compound	Time (min)	Peak Area
Ethanol	1.377	89.992
n-Propanol	2.471	216.010

Case: ██████████ User: ecanonico 1/7/2020

Scottsdale Police Department Crime Lab Volatiles Analysis

Sample:	1302684	Vial:	39
Description:	██████████	LIMS ID:	██████████
Method:	ethanol quant.M	Sequence:	06Jan20
Instrument:	US14173023 CN14160045	Injection date:	1/6/2020 4:59:50 PM
Data file:	C:\Chem32\11\Data\06Jan20\39.D	Analyst:	Canonico

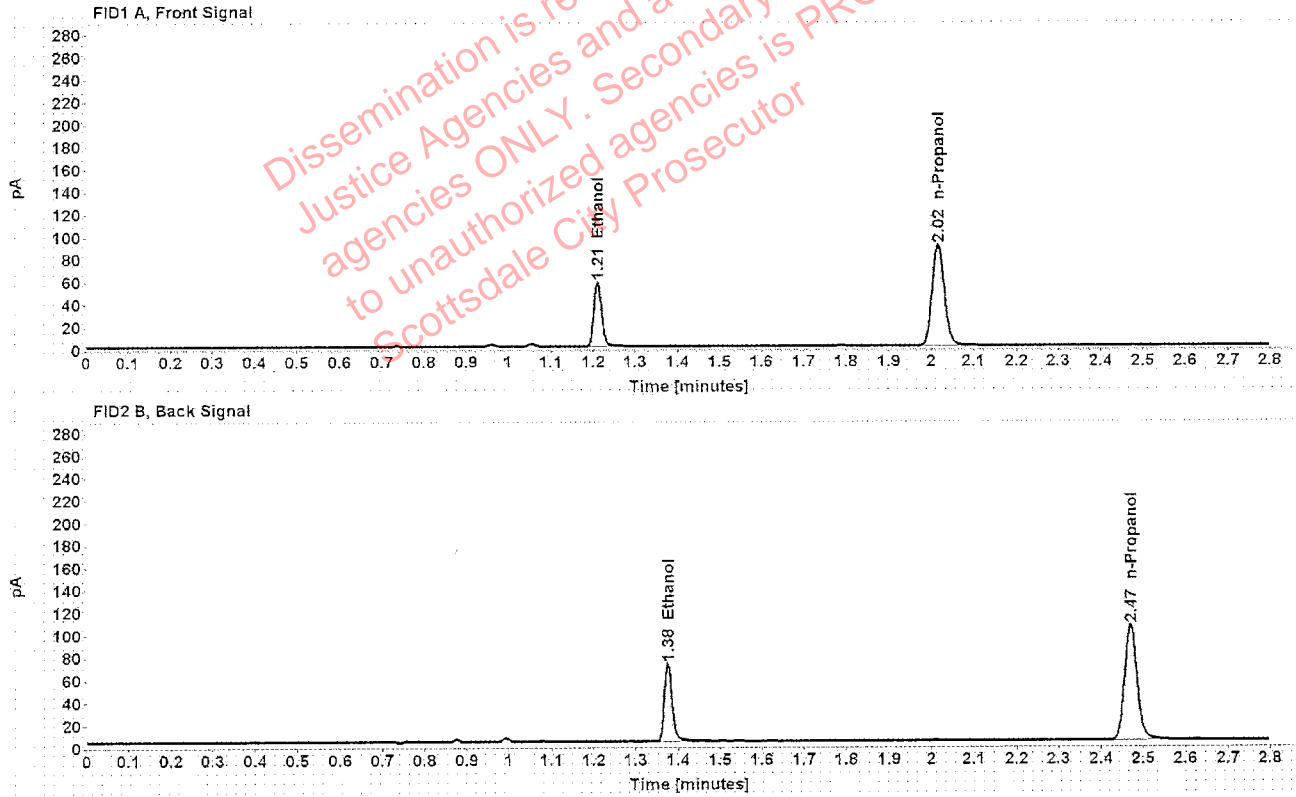


Table 1: FID 1 A (column DB-ALC1)

Compound	Amount (g/100mL)	Time (min)	Peak Area
>Ethanol	0.1143	1.210	72.941
n-Propanol	-----	2.016	178.672

Table 2: FID 2 B (column DB-ALC2)

Compound	Time (min)	Peak Area
Ethanol	1.376	88.226
n-Propanol	2.469	212.882

Scottsdale Police Department Crime Lab Volatiles Analysis

Sample:	1300399	Vial:	40
Description:	[REDACTED]	LIMS ID:	[REDACTED]
Method:	ethanol quant.M	Sequence:	06Jan20
Instrument:	US14173023 CN14160045	Injection date:	1/6/2020 5:03:50 PM
Data file:	C:\Chem32\1\Data\06Jan20\40.D	Analyst:	Canonico

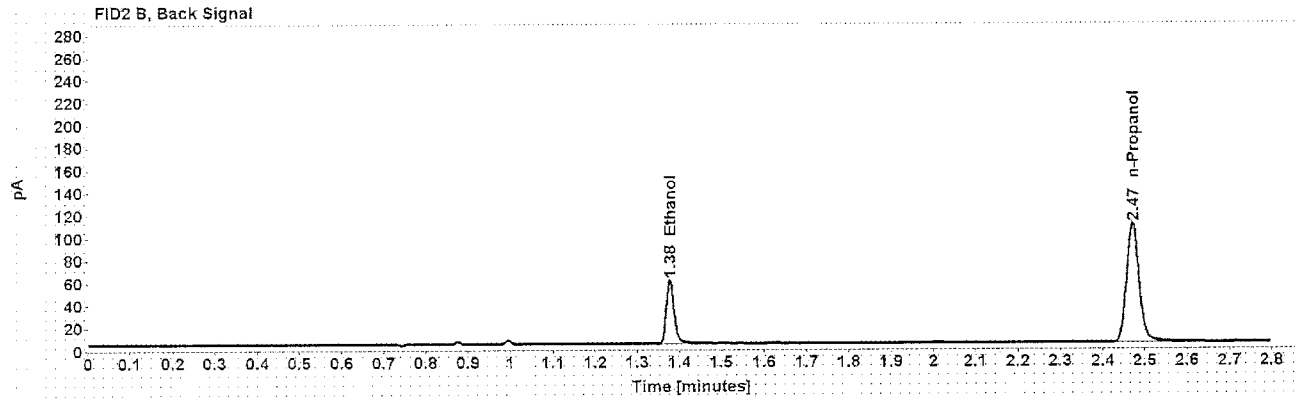
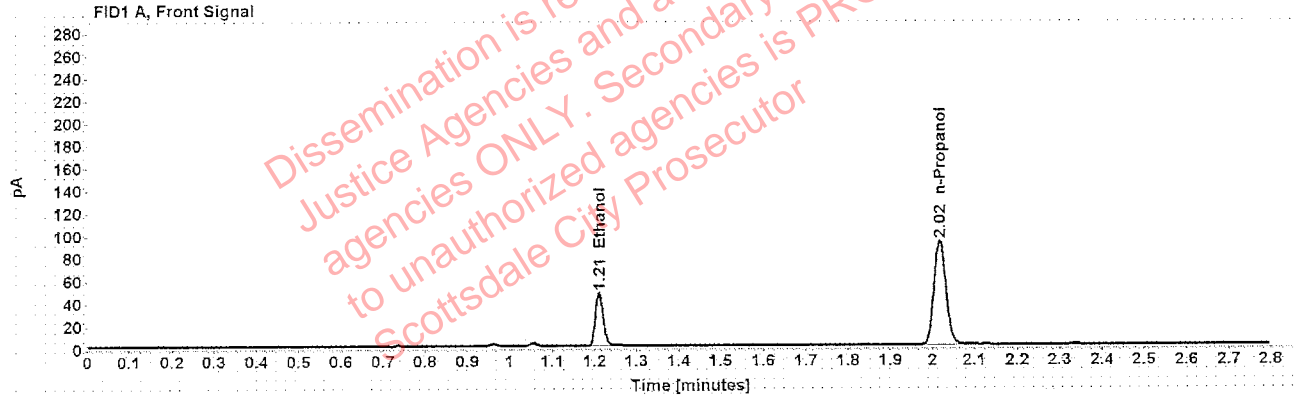


Table 1: FID 1 A (column DB-ALC1)

Compound	Amount (g/100mL)	Time (min)	Peak Area
>Ethanol	0.0914	1.211	60.003
n-Propanol	-----	2.017	184.370

Table 2: FID 2 B (column DB-ALC2)

Compound	Time (min)	Peak Area
Ethanol	1.377	72.883
n-Propanol	2.471	220.886

Scottsdale Police Department Crime Lab Volatiles Analysis

Sample:	1300399	Vial:	41
Description:	[REDACTED]	LIMS ID:	[REDACTED]
Method:	ethanol quant.M	Sequence:	06Jan20
Instrument:	US14173023 CN14160045	Injection date:	1/6/2020 5:07:50 PM
Data file:	C:\Chem32\1\Data\06Jan20\41.D	Analyst:	Canonico

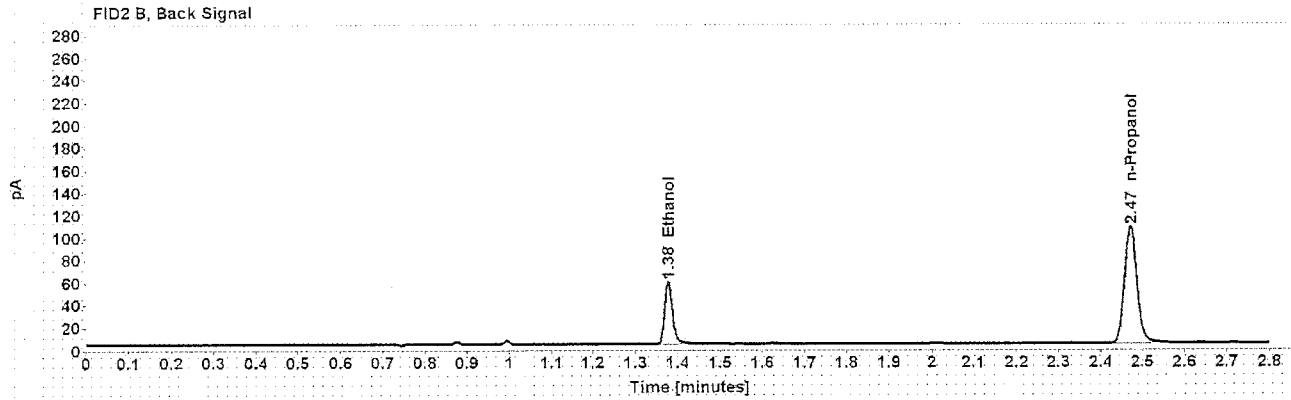
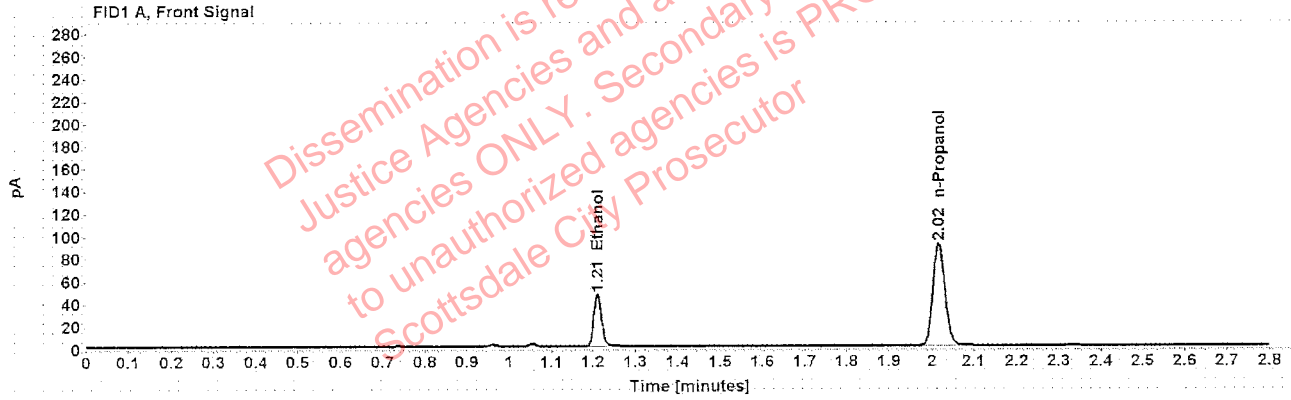


Table 1: FID 1 A (column DB-ALC1)

Compound	Amount (g/100mL)	Time (min)	Peak Area
>Ethanol	0.0915	1.211	59.015
n-Propanol	-----	2.017	181.176

Table 2: FID 2 B (column DB-ALC2)

Compound	Time (min)	Peak Area
Ethanol	1.377	71.435
n-Propanol	2.471	216.972

Scottsdale Police Department Crime Lab Volatiles Analysis

Sample:	1300256	Vial:	43
Description:	[REDACTED]	LIMS ID:	[REDACTED]
Method:	ethanol quant.M	Sequence:	06Jan20
Instrument:	US14173023 CN14160045	Injection date:	1/6/2020 5:16:05 PM
Data file:	C:\Chem32\1\Data\06Jan20\43.D	Analyst:	Canonico

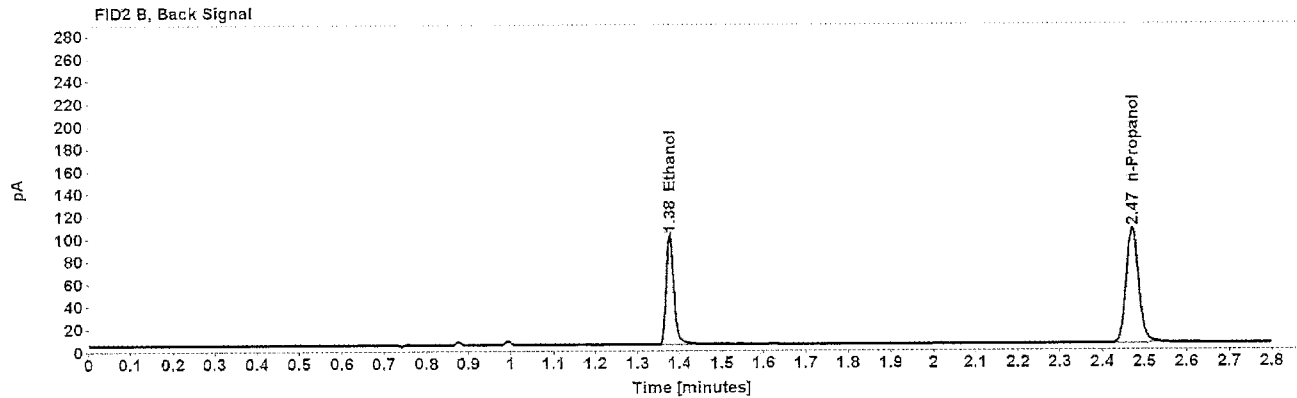
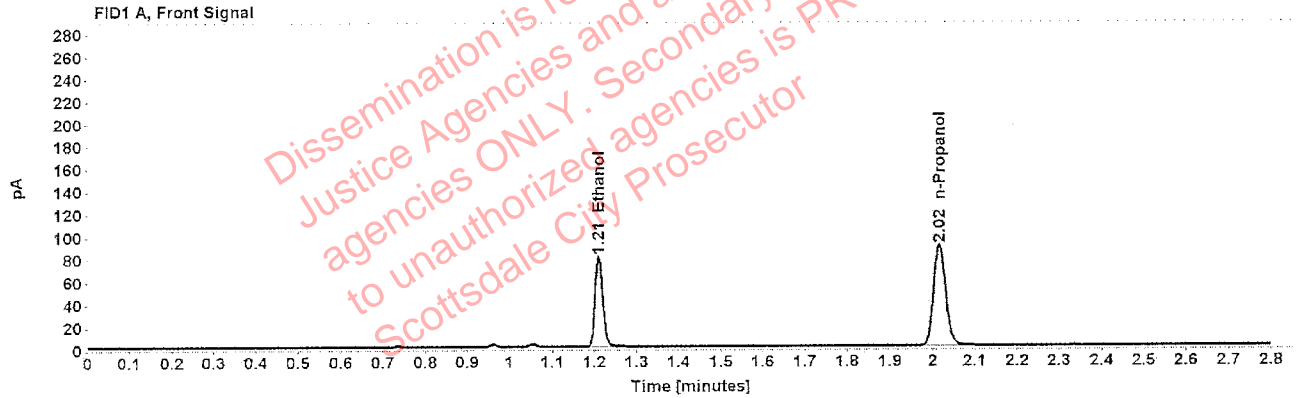


Table 1: FID 1 A (column DB-ALC1)

Compound	Amount (g/100mL)	Time (min)	Peak Area
>Ethanol	0.1595	1.210	102.068
n-Propanol	-----	2.016	178.598

Table 2: FID 2 B (column DB-ALC2)

Compound	Time (min)	Peak Area
Ethanol	1.376	126.251
n-Propanol	2.470	212.566

Scottsdale Police Department Crime Lab Volatiles Analysis

Sample:	1300256	Vial:	44
Description:	[REDACTED]	LIMS ID:	[REDACTED]
Method:	ethanol quant.M	Sequence:	06Jan20
Instrument:	US14173023 CN14160045	Injection date:	1/6/2020 5:20:05 PM
Data file:	C:\Chem32\1\Data\06Jan20\44.D	Analyst:	Canonico

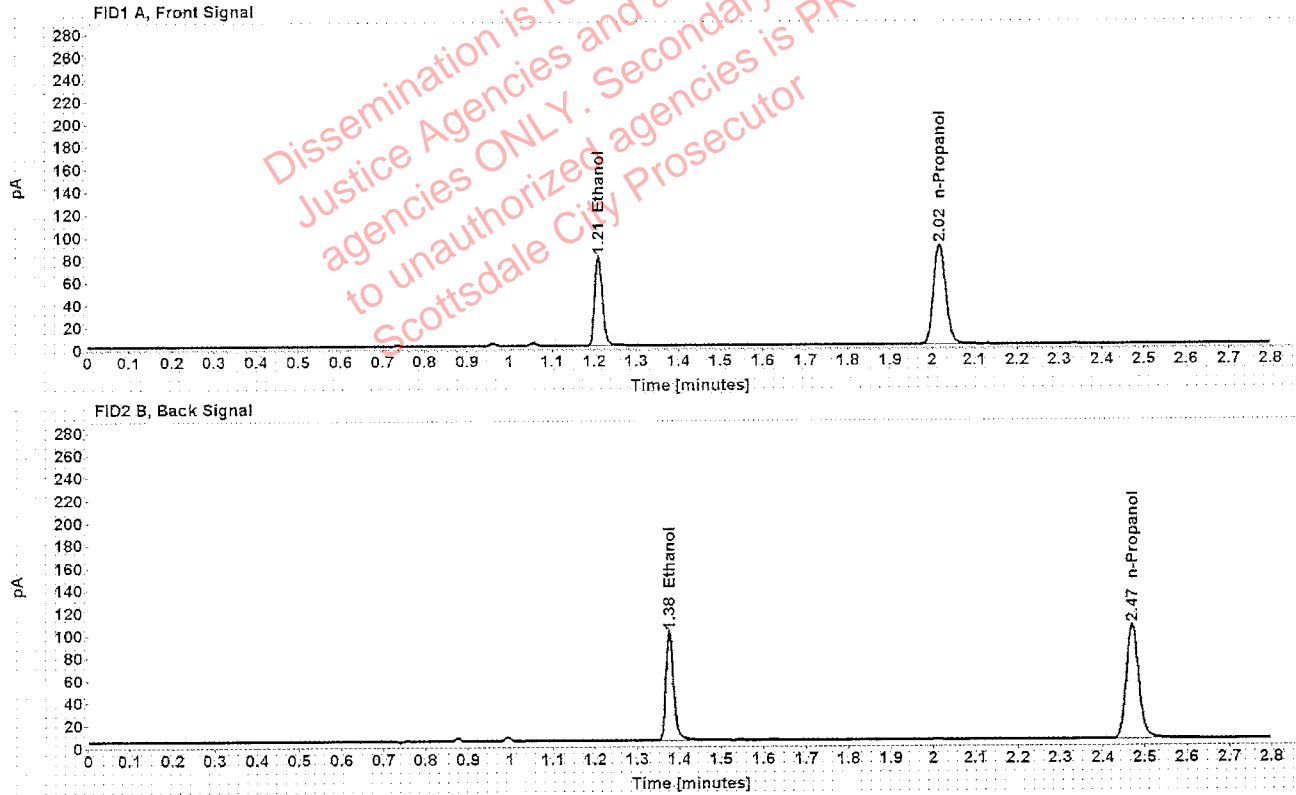


Table 1: FID 1 A (column DB-ALC1)

Compound	Amount (g/100mL)	Time (min)	Peak Area
>Ethanol	0.1596	1.210	101.395
n-Propanol	-----	2.016	177.301

Table 2: FID 2 B (column DB-ALC2)

Compound	Time (min)	Peak Area
Ethanol	1.376	125.349
n-Propanol	2.470	211.611

Scottsdale Police Department Crime Lab Volatiles Analysis

Sample:	1299716	Vial:	45
Description:	[REDACTED]	LIMS ID:	[REDACTED]
Method:	ethanol quant.M	Sequence:	06Jan20
Instrument:	US14173023 CN14160045	Injection date:	1/6/2020 5:24:04 PM
Data file:	C:\Chem32\1\Data\06Jan20\45.D	Analyst:	Canonico

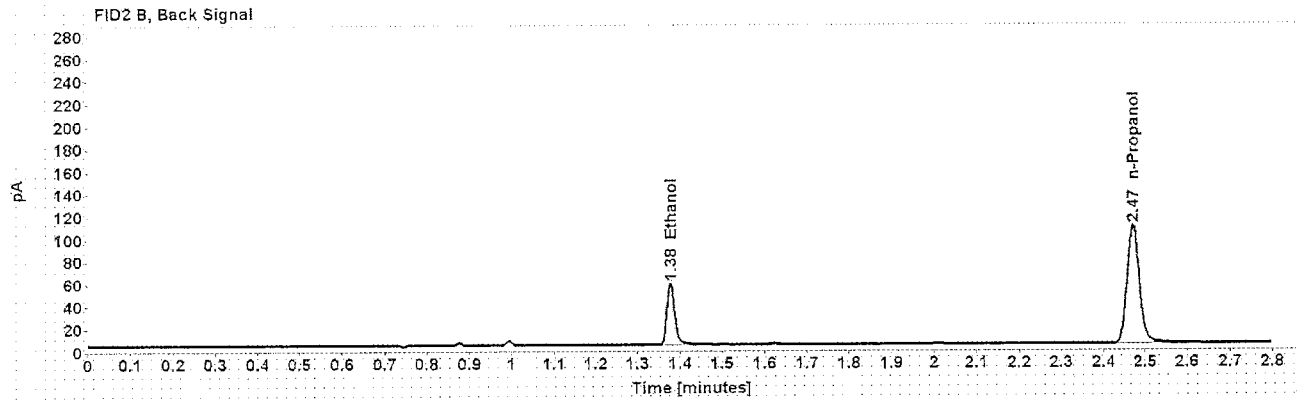
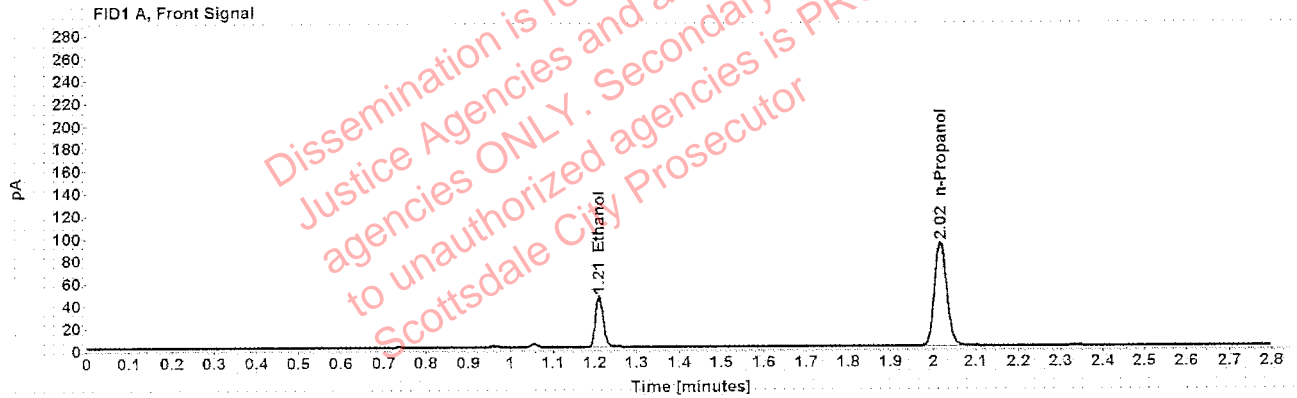


Table 1: FID 1 A (column DB-ALC1)

Compound	Amount (g/100mL)	Time (min)	Peak Area
>Ethanol	0.0886	1.211	58.146
n-Propanol	-----	2.017	184.536

Table 2: FID 2 B (column DB-ALC2)

Compound	Time (min)	Peak Area
Ethanol	1.377	70.179
n-Propanol	2.470	220.146

Case: [REDACTED] User: ecanonico 1/7/2020

Scottsdale Police Department Crime Lab Volatiles Analysis

Sample:	1299716	Vial:	46
Description:	[REDACTED]	LIMS ID:	[REDACTED]
Method:	ethanol quant.M	Sequence:	06Jan20
Instrument:	US14173023 CN14160045	Injection date:	1/6/2020 5:28:04 PM
Data file:	C:\Chem32\1\Data\06Jan20\46.D	Analyst:	Canonico

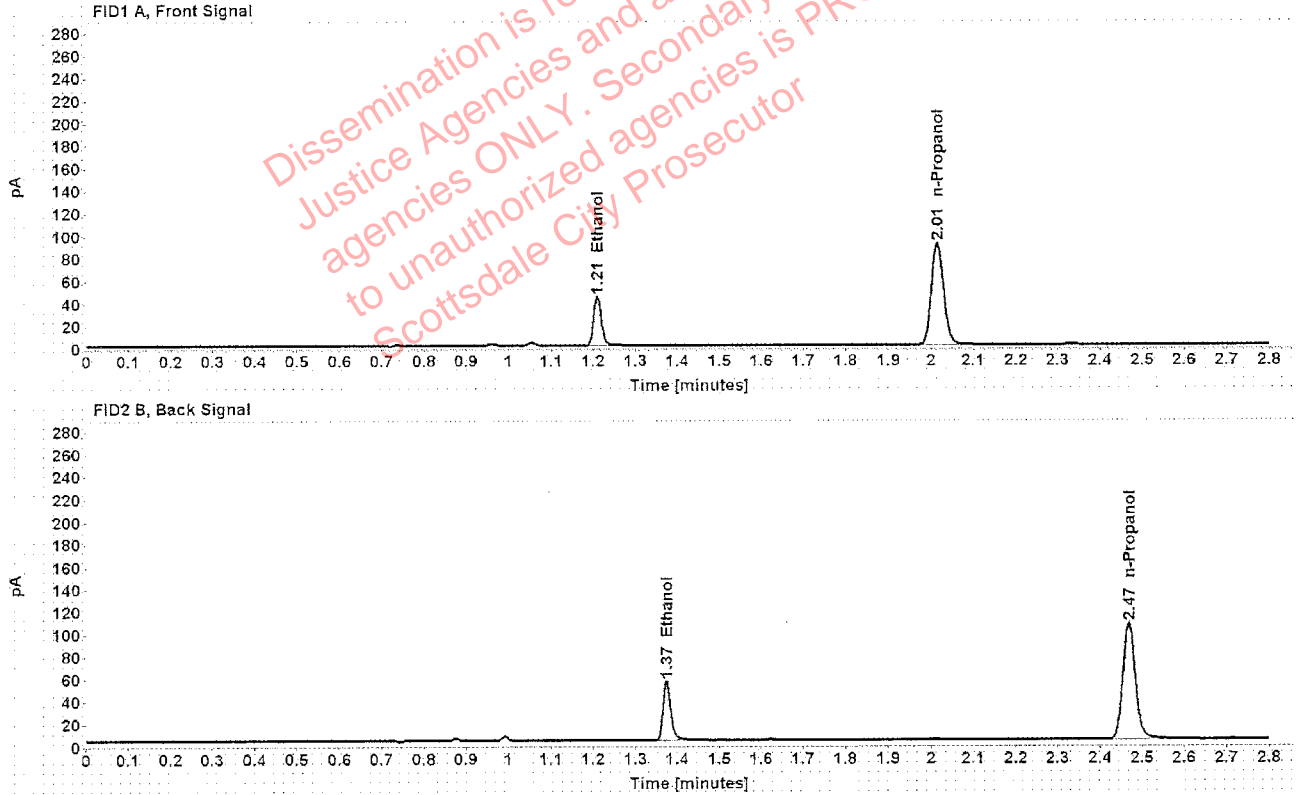


Table 1: FID 1 A (column DB-ALC1)

Compound	Amount (g/100mL)	Time (min)	Peak Area
>Ethanol	0.0871	1.210	56.020
n-Propanol	-----	2.015	180.859

Table 2: FID 2 B (column DB-ALC2)

Compound	Time (min)	Peak Area
Ethanol	1.374	67.722
n-Propanol	2.468	216.222

Scottsdale Police Department Crime Lab Volatiles Analysis

Sample:	1299662	Vial:	47
Description:	[REDACTED]	LIMS ID:	[REDACTED]
Method:	ethanol quant.M	Sequence:	06Jan20
Instrument:	US14173023 CN14160045	Injection date:	1/6/2020 5:32:04 PM
Data file:	C:\Chem32\1\Data\06Jan20\47.D	Analyst:	Canonico

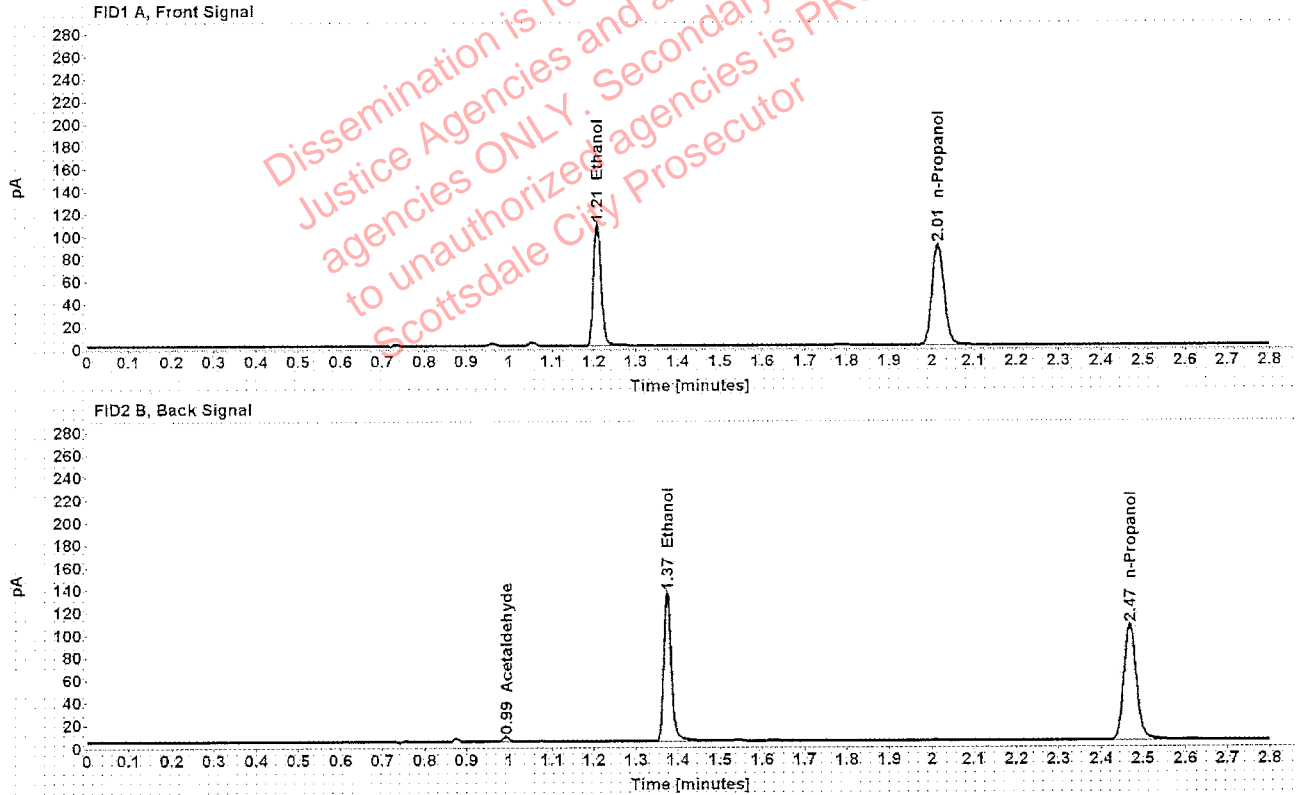


Table 1: FID 1 A (column DB-ALC1)

Compound	Amount (g/100mL)	Time (min)	Peak Area
>Ethanol	0.2135	1.209	137.507
n-Propanol	-----	2.015	179.395

Table 2: FID 2 B (column DB-ALC2)

Compound	Time (min)	Peak Area
Acetaldehyde	0.992	4.205
Ethanol	1.374	169.904
n-Propanol	2.468	215.144

Case: [REDACTED] User: ecanonico 1/7/2020

Scottsdale Police Department Crime Lab Volatiles Analysis

Sample:	1299662	Vial:	48
Description:	[REDACTED]	LIMS ID:	[REDACTED]
Method:	ethanol quant.M	Sequence:	06Jan20
Instrument:	US14173023 CN14160045	Injection date:	1/6/2020 5:36:05 PM
Data file:	C:\Chem3211\Data\06Jan20\48.D	Analyst:	Canonico

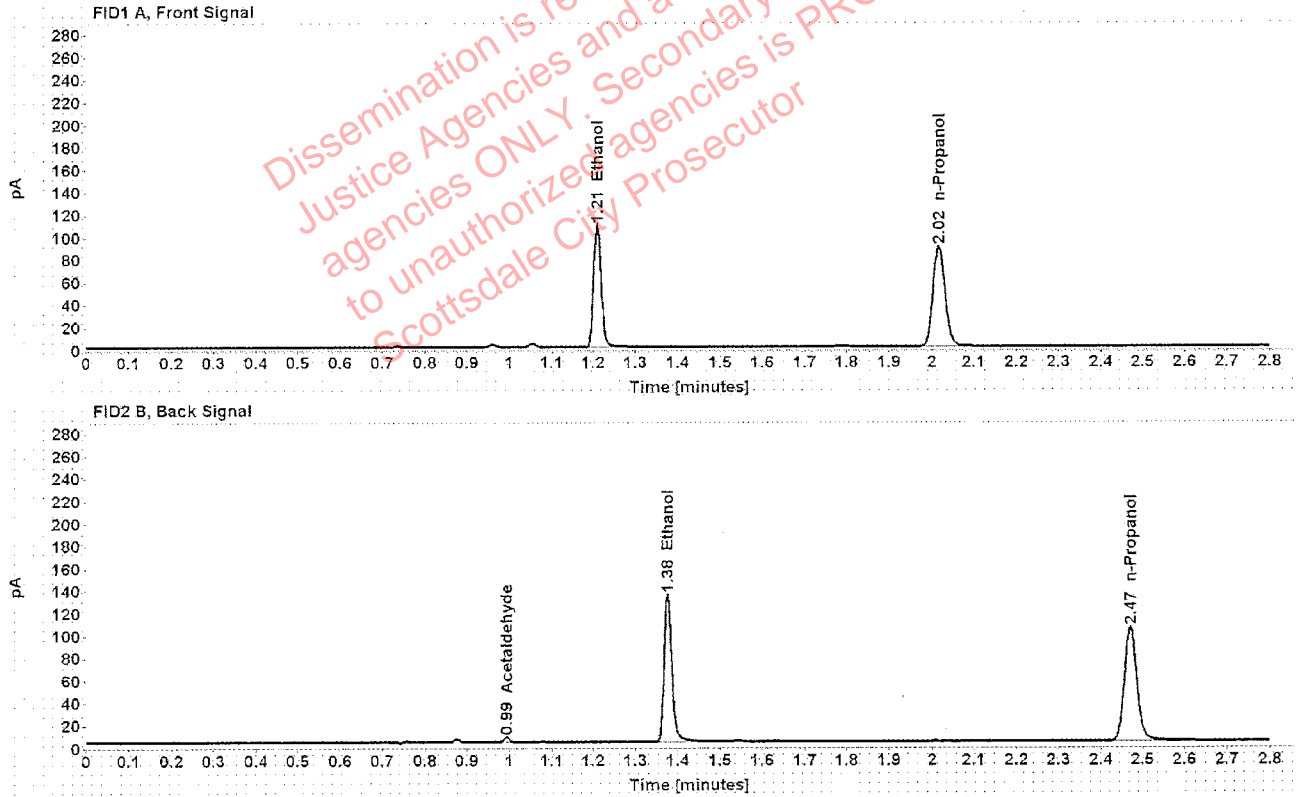


Table 1: FID 1 A (column DB-ALC1)

Compound	Amount (g/100mL)	Time (min)	Peak Area
>Ethanol	0.2163	1.210	137.573
n-Propanol	-----	2.016	177.164

Table 2: FID 2 B (column DB-ALC2)

Compound	Time (min)	Peak Area
Acetaldehyde	0.993	4.092
Ethanol	1.376	168.126
n-Propanol	2.470	212.203

Scottsdale Police Department Crime Lab Volatiles Analysis

Sample:	1300273	Vial:	49
Description:	[REDACTED]	LIMS ID:	[REDACTED]
Method:	ethanol quant.M	Sequence:	06Jan20
Instrument:	US14173023 CN14160045	Injection date:	1/6/2020 5:40:19 PM
Data file:	C:\Chem32\1\Data\06Jan20\49.D	Analyst:	Canonico

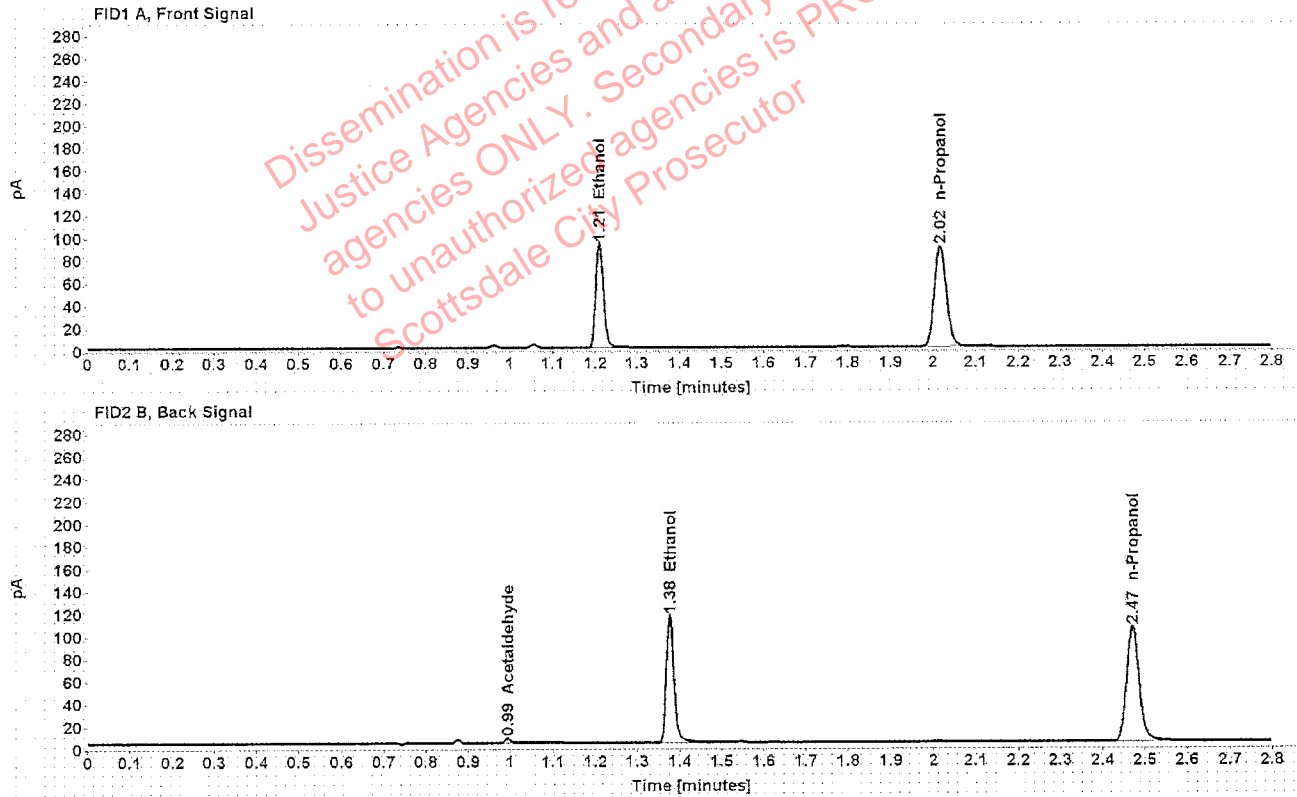


Table 1: FID 1 A (column DB-ALC1)

Compound	Amount (g/100mL)	Time (min)	Peak Area
>Ethanol	0.1846	1.210	118.065
n-Propanol	-----	2.016	178.274

Table 2: FID 2 B (column DB-ALC2)

Compound	Time (min)	Peak Area
Acetaldehyde	0.994	3.852
Ethanol	1.376	145.507
n-Propanol	2.470	213.170

Scottsdale Police Department Crime Lab Volatiles Analysis

Sample:	1300273	Vial:	50
Description:	[REDACTED]	LIMS ID:	[REDACTED]
Method:	ethanol quant.M	Sequence:	06Jan20
Instrument:	US14173023 CN14160045	Injection date:	1/6/2020 5:44:19 PM
Data file:	C:\Chem32\1\Data\06Jan20\50.D	Analyst:	Canonico

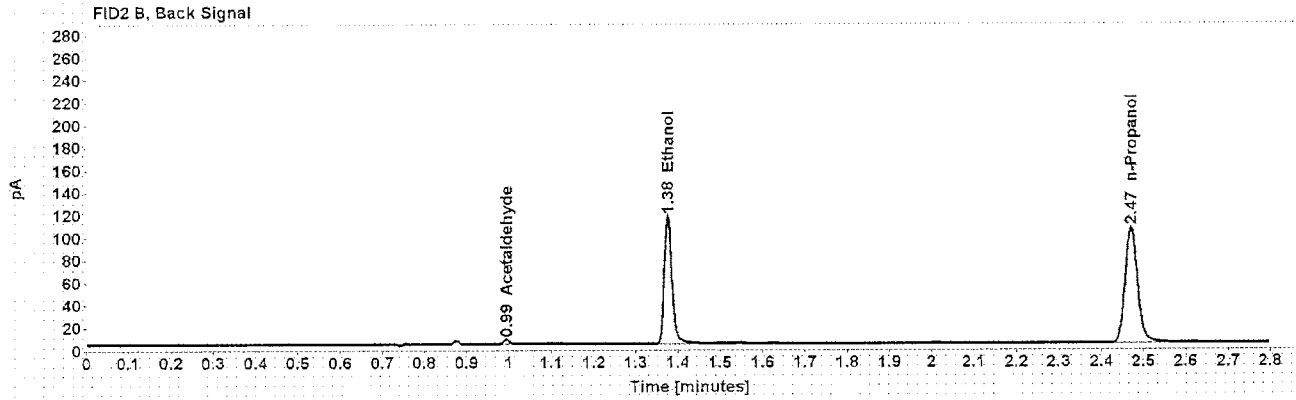
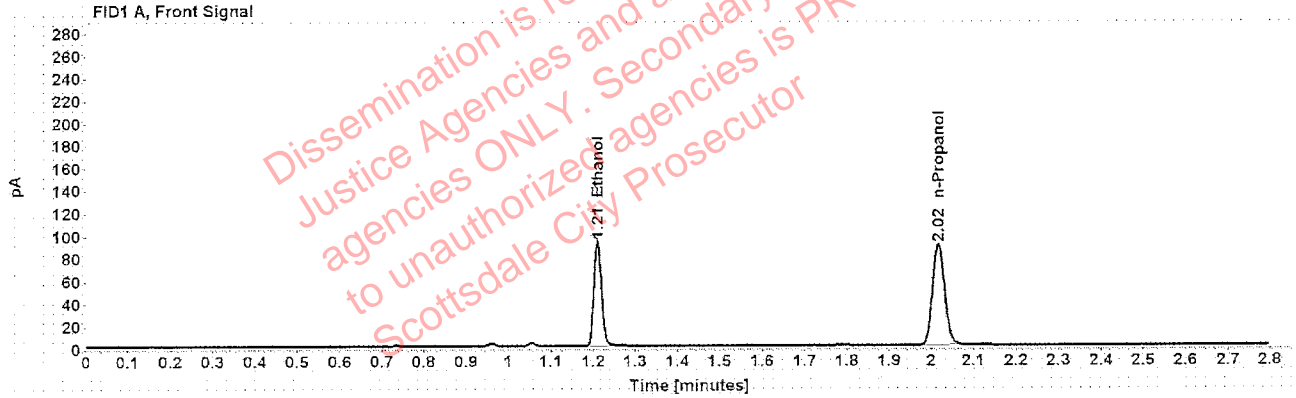


Table 1: FID 1 A (column DB-ALC1)

Compound	Amount (g/100mL)	Time (min)	Peak Area
>Ethanol	0.1846	1.210	118.469
n-Propanol	-----	2.016	178.928

Table 2: FID 2 B (column DB-ALC2)

Compound	Time (min)	Peak Area
Acetaldehyde	0.994	3.904
Ethanol	1.376	146.814
n-Propanol	2.470	214.118

Scottsdale Police Department Crime Lab Volatiles Analysis

Sample:	1302807	Vial:	51
Description:	[REDACTED]	LIMS ID:	[REDACTED]
Method:	ethanol quant.M	Sequence:	06Jan20
Instrument:	US14173023 CN14160045	Injection date:	1/6/2020 5:48:19 PM
Data file:	C:\Chem32\1\Data\06Jan20\51.D	Analyst:	Canonico

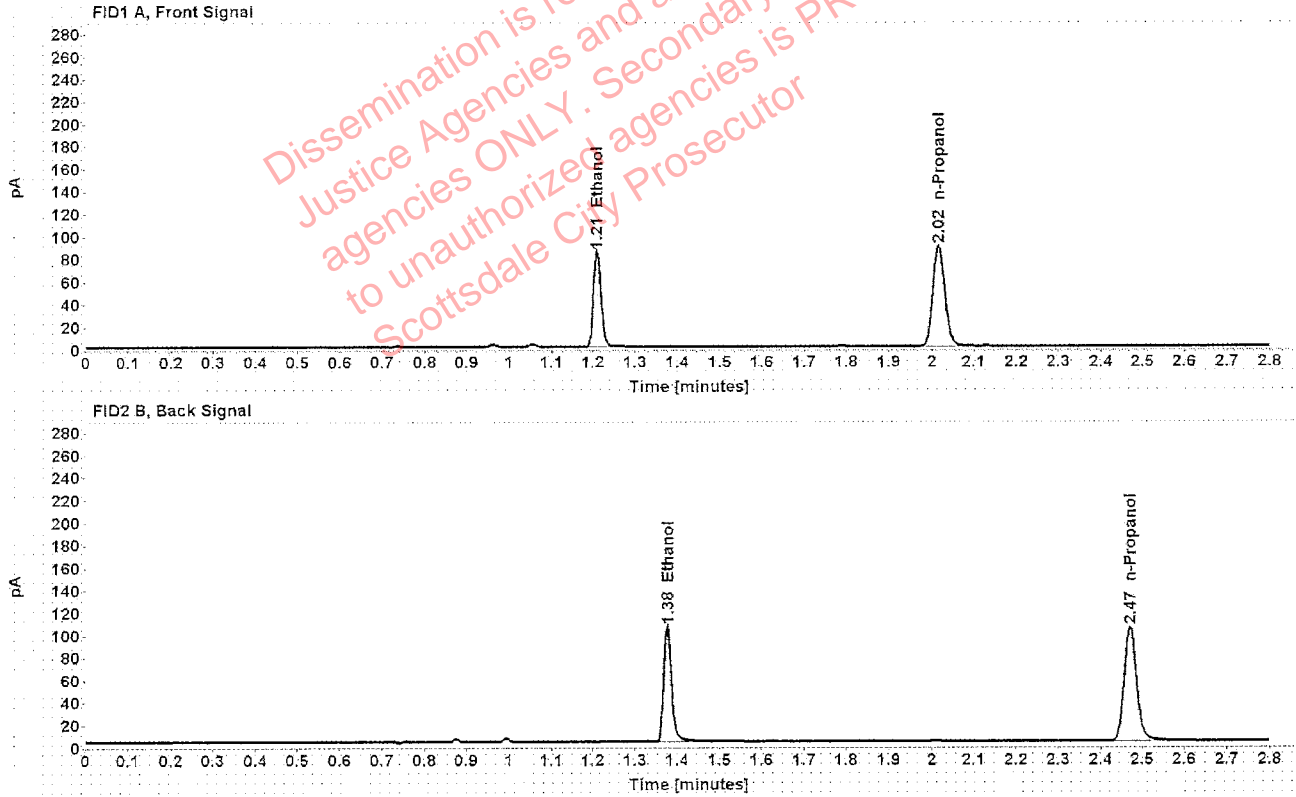


Table 1: FID 1 A (column DB-ALC1)

Compound	Amount (g/100mL)	Time (min)	Peak Area
>Ethanol	0.1696	1.210	107.877
n-Propanol	-----	2.016	177.418

Table 2: FID 2 B (column DB-ALC2)

Compound	Time (min)	Peak Area
Ethanol	1.377	133.582
n-Propanol	2.470	212.410

Scottsdale Police Department Crime Lab Volatiles Analysis

Sample:	1302807	Vial:	52
Description:	[REDACTED]	LIMS ID:	[REDACTED]
Method:	ethanol quant.M	Sequence:	06Jan20
Instrument:	US14173023 CN14160045	Injection date:	1/6/2020 5:52:20 PM
Data file:	C:\Chem32\1\1\Data\06Jan20\52.D	Analyst:	Canonico

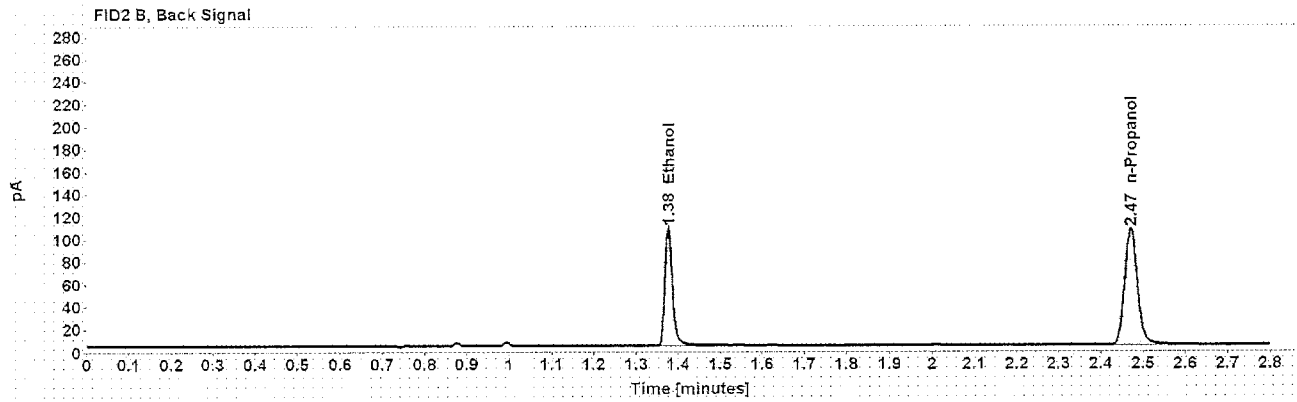
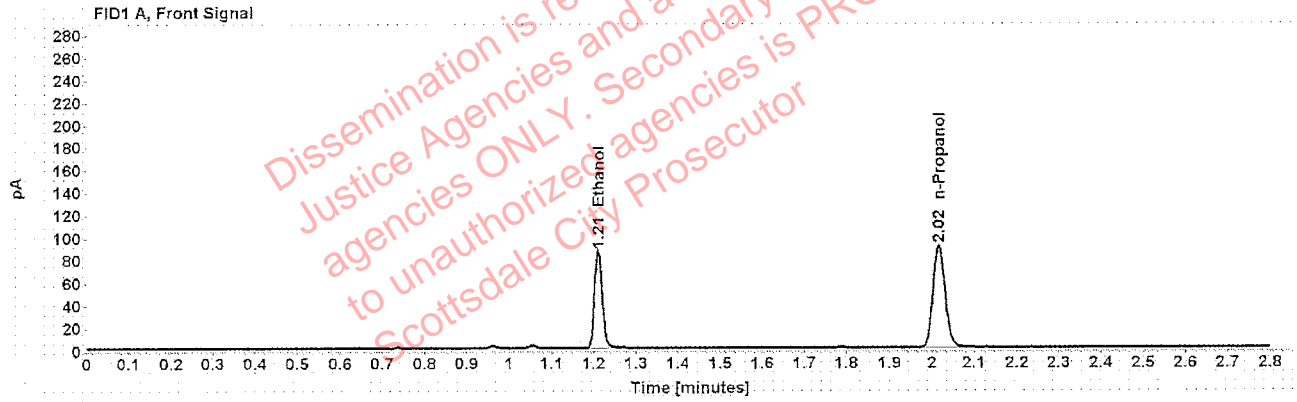


Table 1: FID 1 A (column DB-ALC1)

Compound	Amount (g/100mL)	Time (min)	Peak Area
>Ethanol	0.1701	1.210	109.868
n-Propanol	-----	2.016	180.211

Table 2: FID 2 B (column DB-ALC2)

Compound	Time (min)	Peak Area
Ethanol	1.377	135.683
n-Propanol	2.470	215.850

Case: [REDACTED] User: ecanonico 1/7/2020

Scottsdale Police Department Crime Lab Volatiles Analysis

Sample:	1302525	Vial:	54
Description:	[REDACTED]	LIMS ID:	[REDACTED]
Method:	ethanol quant.M	Sequence:	06Jan20
Instrument:	US14173023 CN14160045	Injection date:	1/6/2020 6:00:20 PM
Data file:	C:\Chem32\1\Data\06Jan20\54.D	Analyst:	Canonico

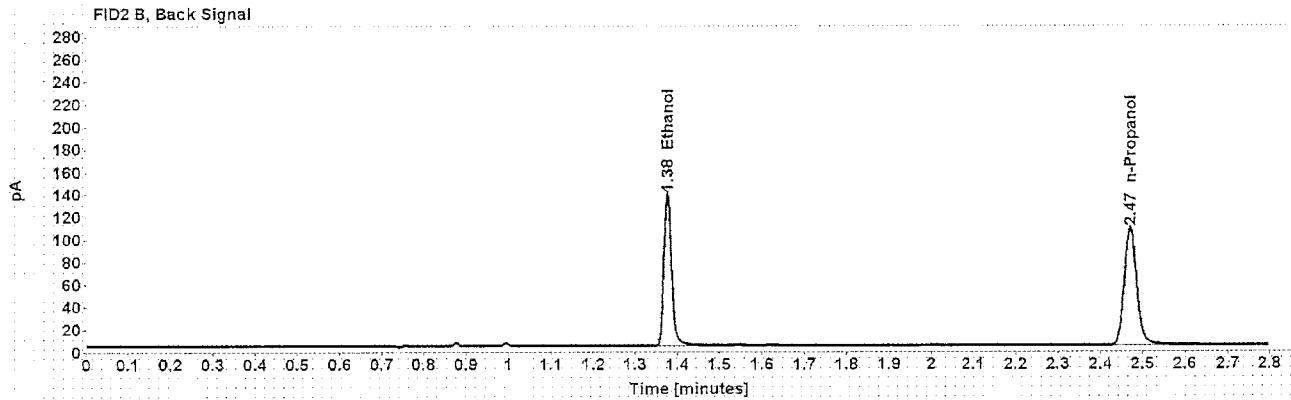
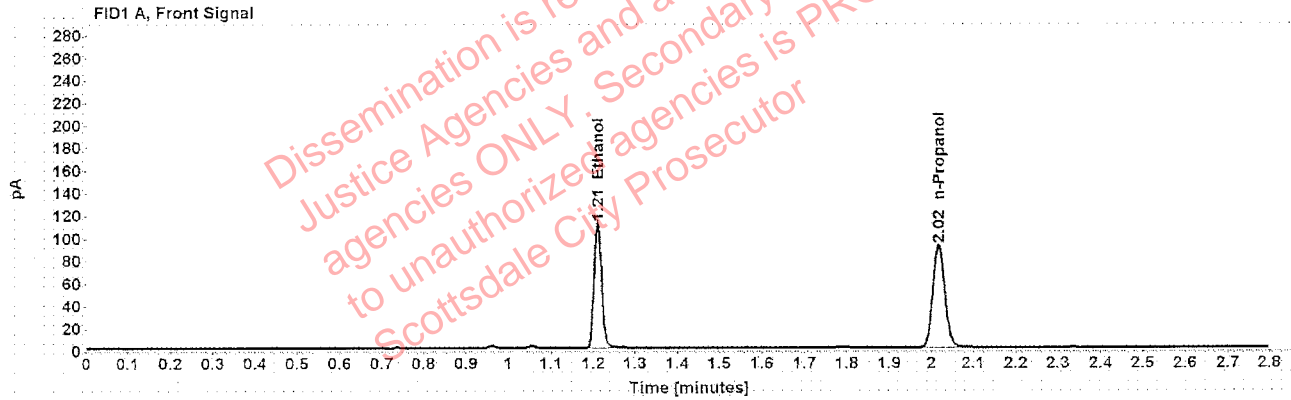


Table 1: FID 1 A (column DB-ALC1)

Compound	Amount (g/100mL)	Time (min)	Peak Area
>Ethanol	0.2160	1.210	141.015
n-Propanol	-----	2.016	181.808

Table 2: FID 2 B (column DB-ALC2)

Compound	Time (min)	Peak Area
Ethanol	1.376	174.010
n-Propanol	2.470	218.161

Case: [REDACTED] User: ecanonico 1/7/2020

Scottsdale Police Department Crime Lab Volatiles Analysis

Sample:	1302525	Vial:	55
Description:	[REDACTED]	LIMS ID:	[REDACTED]
Method:	ethanol quant.M	Sequence:	06Jan20
Instrument:	US14173023 CN14160045	Injection date:	1/6/2020 6:04:35 PM
Data file:	C:\Chem32\1\Data\06Jan20\55.D	Analyst:	Canonico

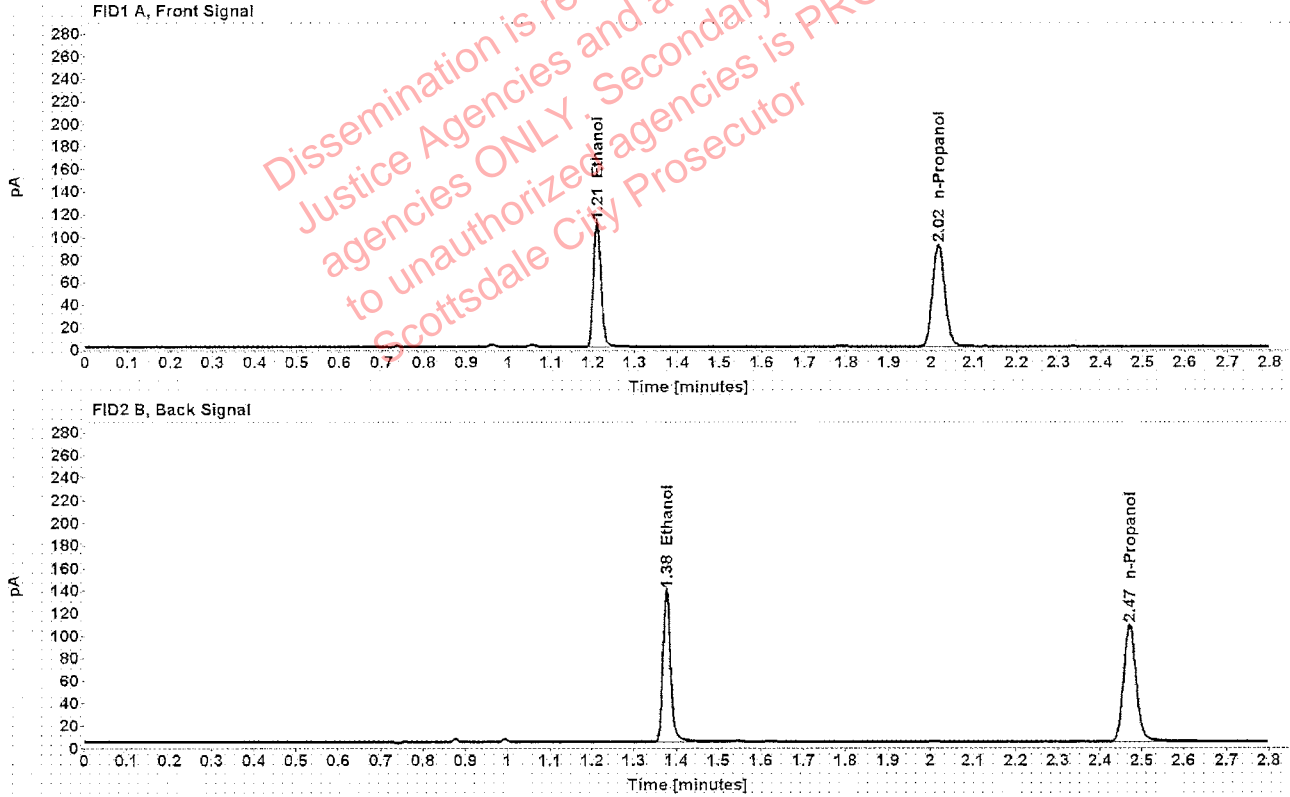


Table 1: FID 1 A (column DB-ALC1)

Compound	Amount (g/100mL)	Time (min)	Peak Area
>Ethanol	0.2171	1.210	141.276
n-Propanol	-----	2.016	181.234

Table 2: FID 2 B (column DB-ALC2)

Compound	Time (min)	Peak Area
Ethanol	1.376	174.044
n-Propanol	2.470	217.532

Scottsdale Police Department Crime Lab Volatiles Analysis

Sample:	1302285	Vial:	56
Description:	[REDACTED]	LIMS ID:	[REDACTED]
Method:	ethanol quant.M	Sequence:	06Jan20
Instrument:	US14173023 CN14160045	Injection date:	1/6/2020 6:08:34 PM
Data file:	C:\Chem3211\Data\06Jan20\56.D	Analyst:	Canonico

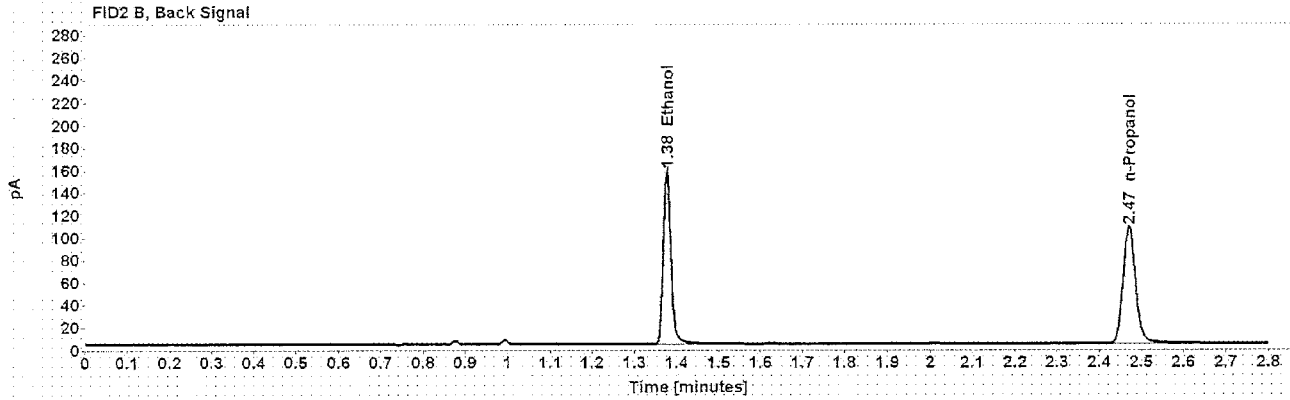
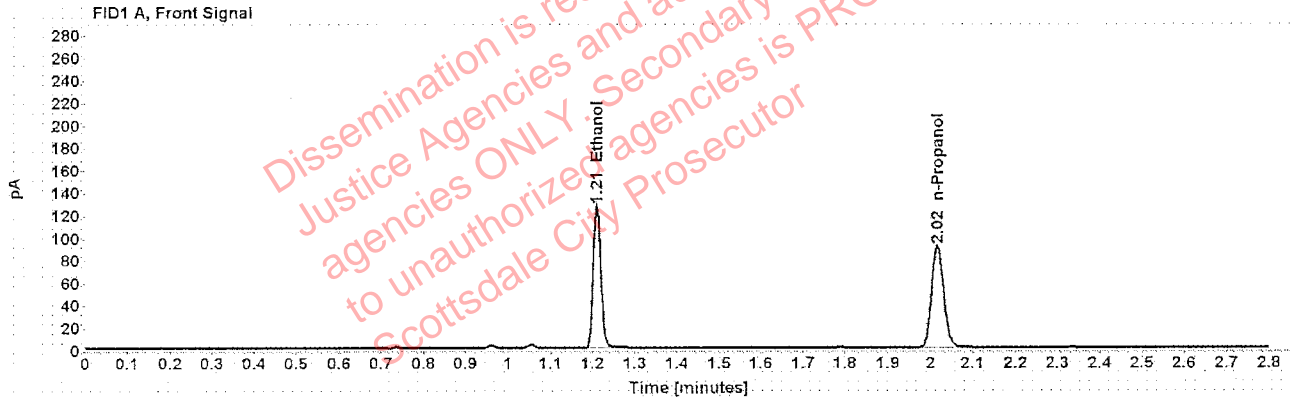


Table 1: FID 1 A (column DB-ALC1)

Compound	Amount (g/100mL)	Time (min)	Peak Area
>Ethanol	0.2478	1.210	161.038
n-Propanol	-----	2.016	180.798

Table 2: FID 2 B (column DB-ALC2)

Compound	Time (min)	Peak Area
Ethanol	1.376	198.828
n-Propanol	2.470	217.420

Case: [REDACTED] User: ecanonico 1/7/2020

Scottsdale Police Department Crime Lab Volatiles Analysis

Sample:	1302285	Vial:	57
Description:	[REDACTED]	LIMS ID:	[REDACTED]
Method:	ethanol quant.M	Sequence:	06Jan20
Instrument:	US14173023 CN14160045	Injection date:	1/6/2020 6:12:35 PM
Data file:	C:\Chem3211\Data\06Jan20\57.D	Analyst:	Canonico

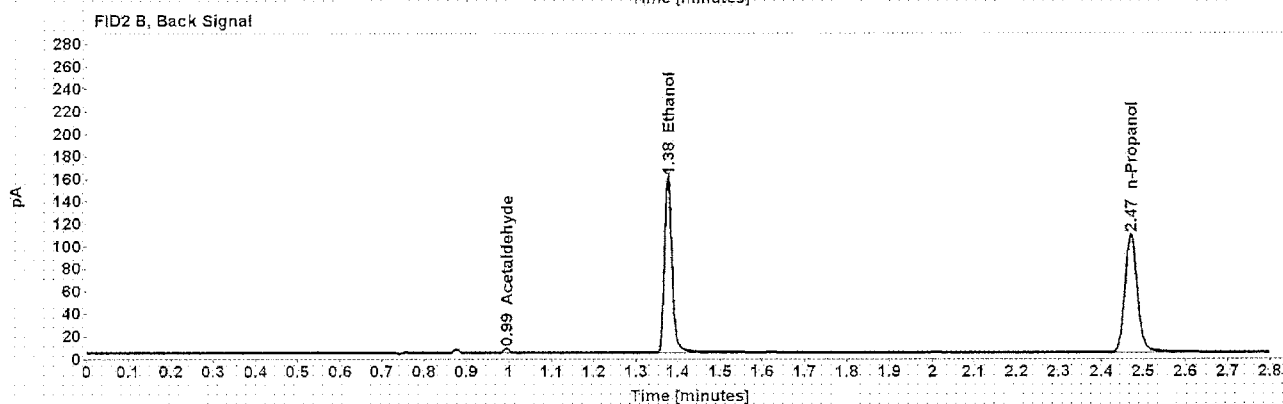
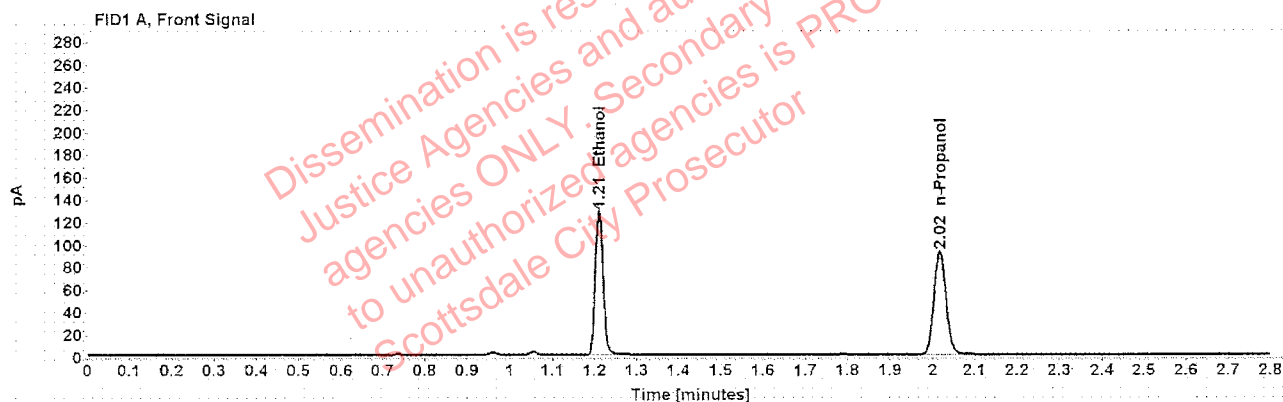


Table 1: FID 1 A (column DB-ALC1)

Compound	Amount (g/100mL)	Time (min)	Peak Area
>Ethanol	0.2484	1.210	163.060
n-Propanol	-----	2.016	182.692

Table 2: FID 2 B (column DB-ALC2)

Compound	Time (min)	Peak Area
Acetaldehyde	0.994	3.768
Ethanol	1.376	201.477
n-Propanol	2.470	219.180