

# SCOTTSDALE POLICE DEPARTMENT CRIME LABORATORY BLOOD ALCOHOL FACE SHEET

ANALYSIS DATE 05/10/2021 SEQUENCE NAME 10May21

**EQUIPMENT**

Pipettor  Hamilton ML600EH7497  Hamilton ML600GJ10749  
 Gas Chromatograph  Agilent US14173023

**INSTRUMENT CALIBRATION**

Vial 1 0.02 calibrator Lot FN06141806 Coefficient of determination (r<sup>2</sup>)  
 Vial 2 0.10 calibrator Lot FN05311902 0.99997  
 Vial 3 0.20 calibrator Lot FN05101903  
 Vial 4 0.40 calibrator Lot FN10051906

**CALIBRATION VERIFICATION AND RESOLUTION TEST**

Vial	Sample	Expected result	Measured result	Manufacturer/lot
5	Blank	Not detected	Not detected	SPD lab 031021AQ
6	Volatiles mixture	6 compounds	6 compounds	SPD lab 050721MIX
7	Aqueous control	0.400 g/dL	0.402 g/dL	Lipomed 11092018-A
8	Aqueous control	0.040 g/dL	0.040 g/dL	Lipomed 14082019-B
9	Blood control	0.200 g/dL	0.204 g/dL	ACQ 4101018274/9
20	Aqueous control	0.080 g/dL	0.080 g/dL	Lipomed 03102016-A/1
31	Aqueous control	0.080 g/dL	0.081 g/dL	Lipomed 03102016-A/1
42	Blood control	0.200 g/dL	0.203 g/dL	ACQ 4101018274/9
53	Aqueous control	0.080 g/dL	0.081 g/dL	Lipomed 03102016-A/1
62	Aqueous control	0.400 g/dL	0.413 g/dL	Lipomed 11092018-A
63	Aqueous control	0.040 g/dL	0.041 g/dL	Lipomed 14082019-B
64	Blood control	0.200 g/dL	0.204 g/dL	ACQ 4101018274/9
65	Blank	Not detected	Not detected	SPD lab 111020WB

**SUBJECT SAMPLES**

Subjects in the sequence 20 Subjects requiring reanalysis 0

**ADDITIONAL NOTES:** All testing proceeded as expected. This batch includes 4 proficiency samples.

Run valid  Run invalid  [Signature] Analyst  
 Run valid  Run invalid  [Signature] Technical Reviewer

# Scottsdale Police Department Crime Laboratory Sequence Quality Assurance Summary

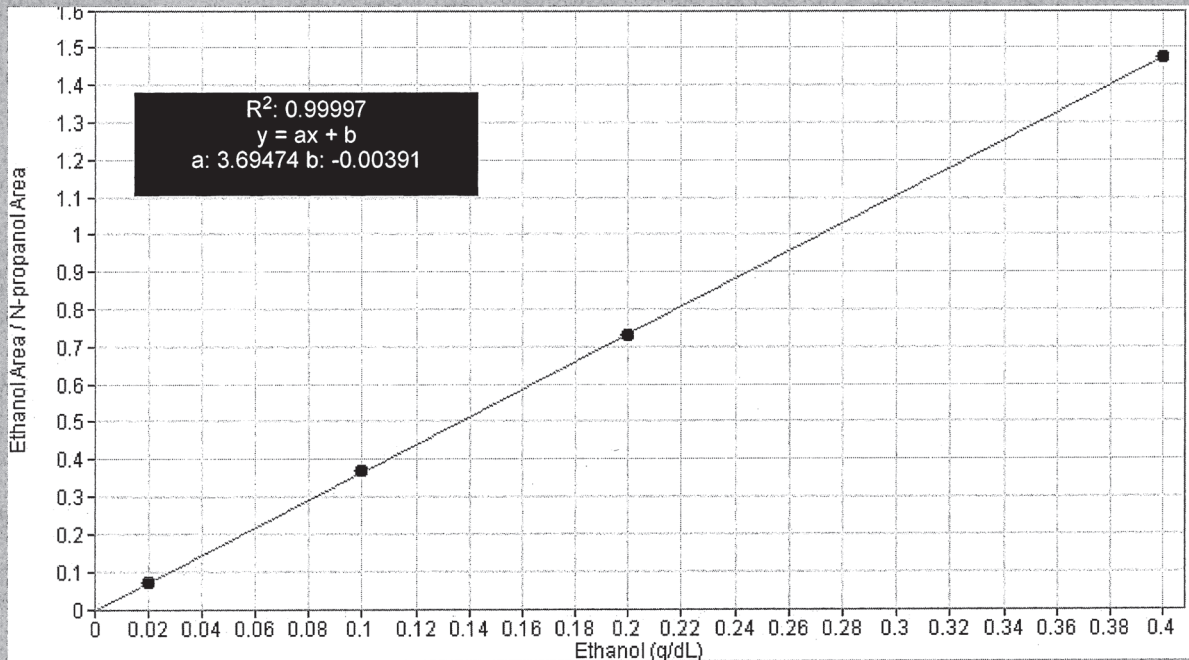
SEQUENCE NAME: 10May21

ANALYST: Abbott *AB*

Sample Name	Vial	Measured Value (g/dL)	Expected Value (g/dL)	Percent Difference	Absolute Difference (g/dL)
blank 031021AQ	5	negative	negative	-	-
0.400 11092018-A	7	0.402	0.400	0.50	0.002
0.040 14082019-B	8	0.040	0.040	0.00	0.000
0.200 4101018274/9	9	0.204	0.200	2.00	0.004
0.080 03102016-A/1	20	0.080	0.080	0.00	0.000
0.080 03102016-A/1	31	0.081	0.080	1.25	0.001
0.200 4101018274/9	42	0.203	0.200	1.50	0.003
0.080 03102016-A/1	53	0.081	0.080	1.25	0.001
0.400 11092018-A	62	0.413	0.400	3.25	0.013
0.040 14082019-B	63	0.041	0.040	2.50	0.001
0.200 4101018274/9	64	0.204	0.200	2.00	0.004
blank 111020WB	65	negative	negative	-	-

Calibrator	Ethanol Area	N-propanol Area	Ratio
0.020	11.689	165.235	0.071
0.100	60.578	164.743	0.368
0.200	120.465	164.933	0.730
0.400	245.504	166.359	1.476

## Calibration Line



# Scottsdale Police Department Crime Lab Volatiles Analysis

<b>Sample:</b> FN06141806	<b>Vial:</b> 1
<b>Description:</b> 0.020 calibrator	<b>Sequence:</b> 10May21
<b>Method:</b> ethanol quant.M	<b>Injection date:</b> 5/10/2021 12:37:06 PM
<b>Instrument:</b> US14173023 CN14160045	<b>Analyst:</b> Abbott <i>DA</i>
<b>Data file:</b> C:\Chem32\1\Data\10May21\1.D	

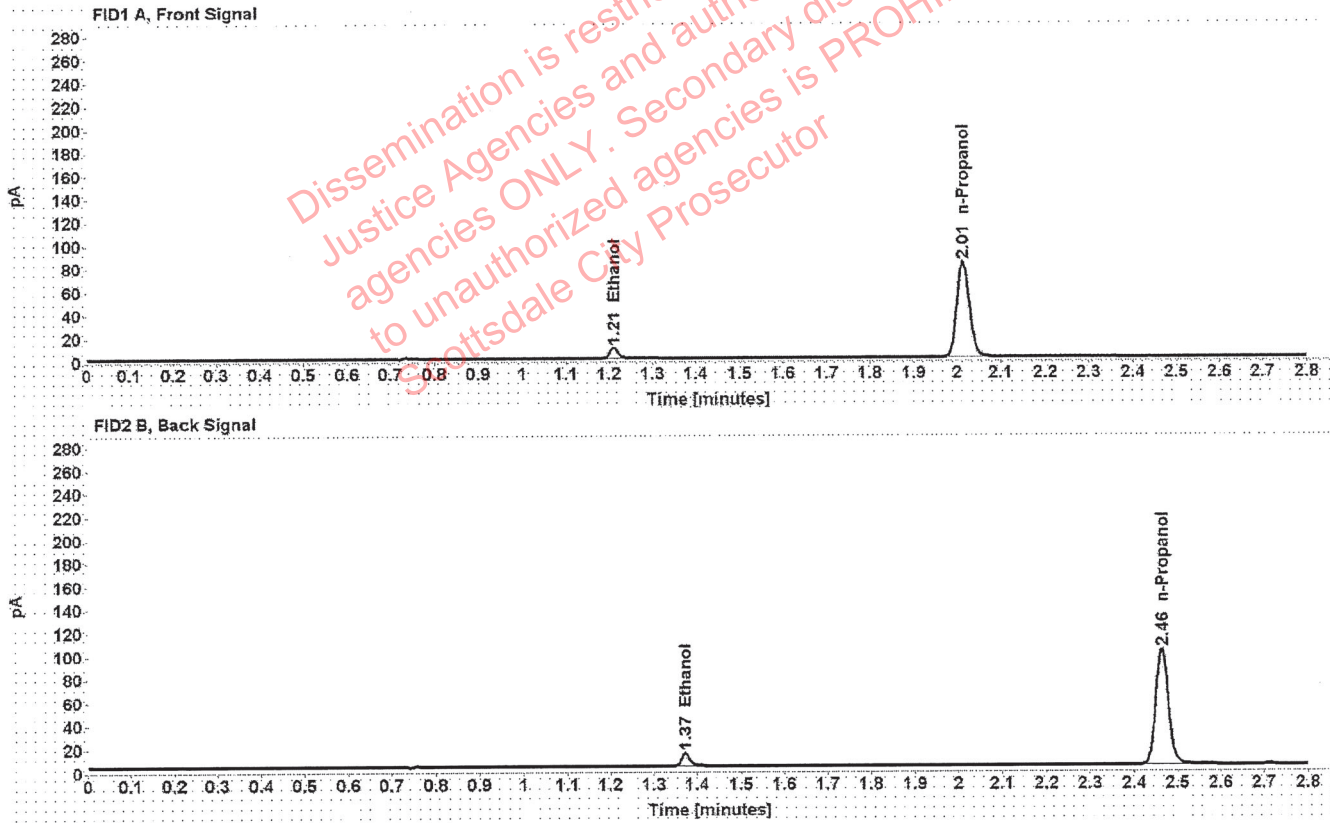


Table 1: FID 1 A (column DB-ALC1)

Compound	Time (min)	Peak Area
Ethanol	1.211	11.689
n-Propanol	2.014	165.235

Table 2: FID 2 B (column DB-ALC2)

Compound	Time (min)	Peak Area
Ethanol	1.373	14.356
n-Propanol	2.464	201.122

# Scottsdale Police Department Crime Lab Volatiles Analysis

<b>Sample:</b> FN05311902	<b>Vial:</b> 2
<b>Description:</b> 0.100 calibrator	<b>Sequence:</b> 10May21
<b>Method:</b> ethanol quant.M	<b>Injection date:</b> 5/10/2021 12:41:06 PM
<b>Instrument:</b> US14173023 CN14160045	<b>Analyst:</b> Abbott <i>DL</i>
<b>Data file:</b> C:\Chem32\1\Data\10May21\2.D	

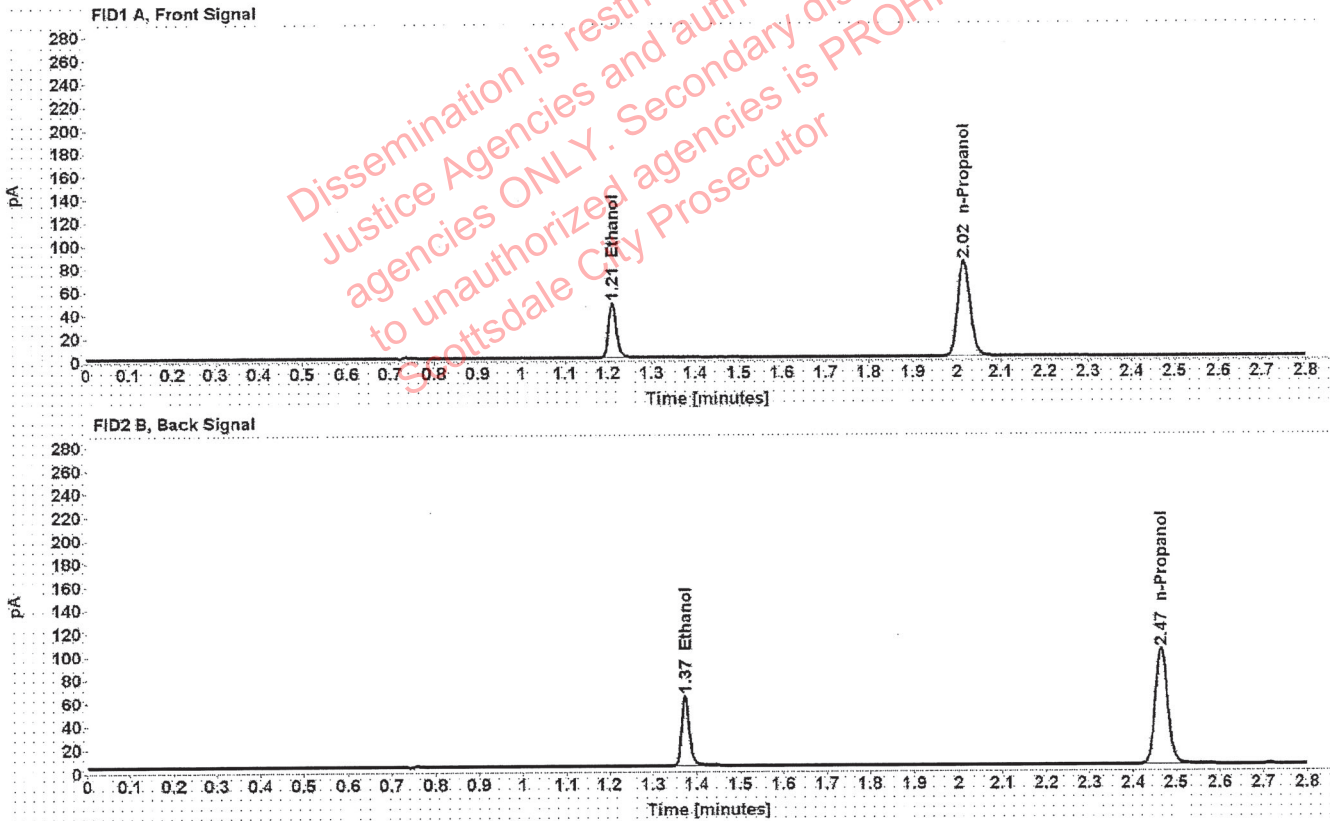


Table 1: FID 1 A (column DB-ALC1)

Compound	Time (min)	Peak Area
Ethanol	1.210	60.578
n-Propanol	2.015	164.743

Table 2: FID 2 B (column DB-ALC2)

Compound	Time (min)	Peak Area
Ethanol	1.373	74.853
n-Propanol	2.466	200.670

# Scottsdale Police Department Crime Lab Volatiles Analysis

<b>Sample:</b> FN05101903	<b>Vial:</b> 3
<b>Description:</b> 0.200 calibrator	<b>Sequence:</b> 10May21
<b>Method:</b> ethanol quant.M	<b>Injection date:</b> 5/10/2021 12:45:06 PM
<b>Instrument:</b> US14173023 CN14160045	<b>Analyst:</b> Abbott <span style="float: right;">DR</span>
<b>Data file:</b> C:\Chem32\1\Data\10May21\3.D	

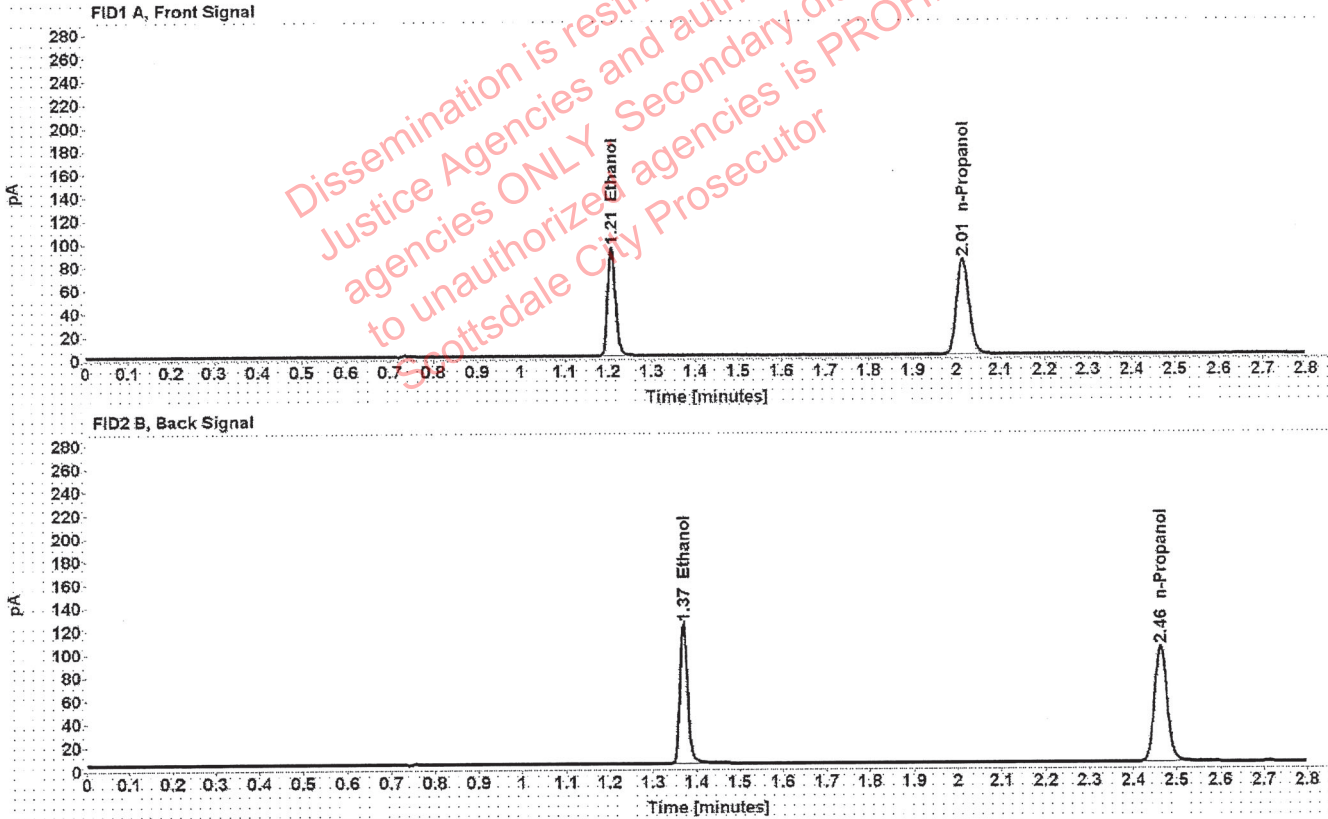


Table 1: FID 1 A (column DB-ALC1)

Compound	Time (min)	Peak Area
Ethanol	1.207	120.465
n-Propanol	2.014	164.933

Table 2: FID 2 B (column DB-ALC2)

Compound	Time (min)	Peak Area
Ethanol	1.370	149.109
n-Propanol	2.463	201.257

# Scottsdale Police Department Crime Lab Volatiles Analysis

<b>Sample:</b> FN10051906	<b>Vial:</b> 4
<b>Description:</b> 0.400 calibrator	<b>Sequence:</b> 10May21
<b>Method:</b> ethanol quant.M	<b>Injection date:</b> 5/10/2021 12:49:06 PM
<b>Instrument:</b> US14173023 CN14160045	<b>Analyst:</b> Abbott <i>ph</i>
<b>Data file:</b> C:\Chem32\1\Data\10May21\4.D	

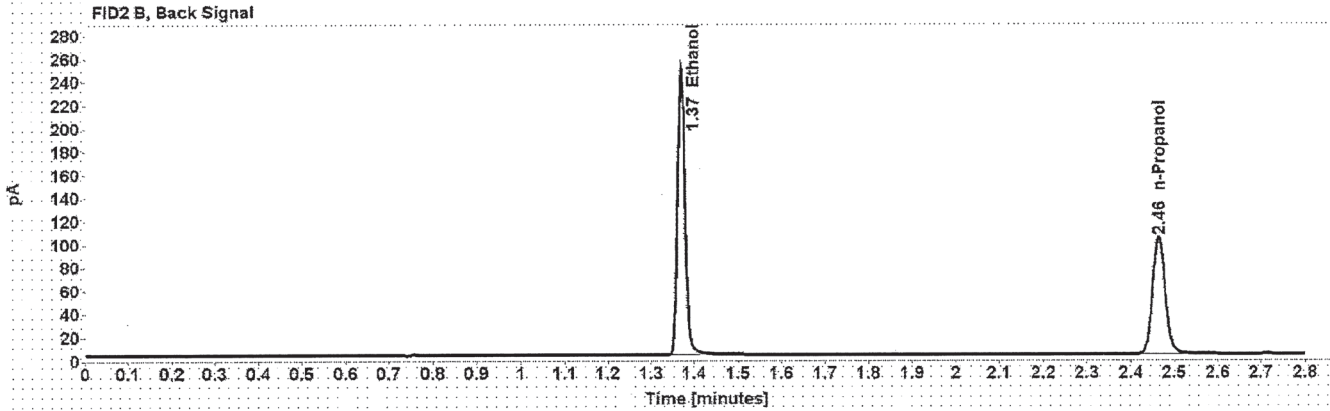
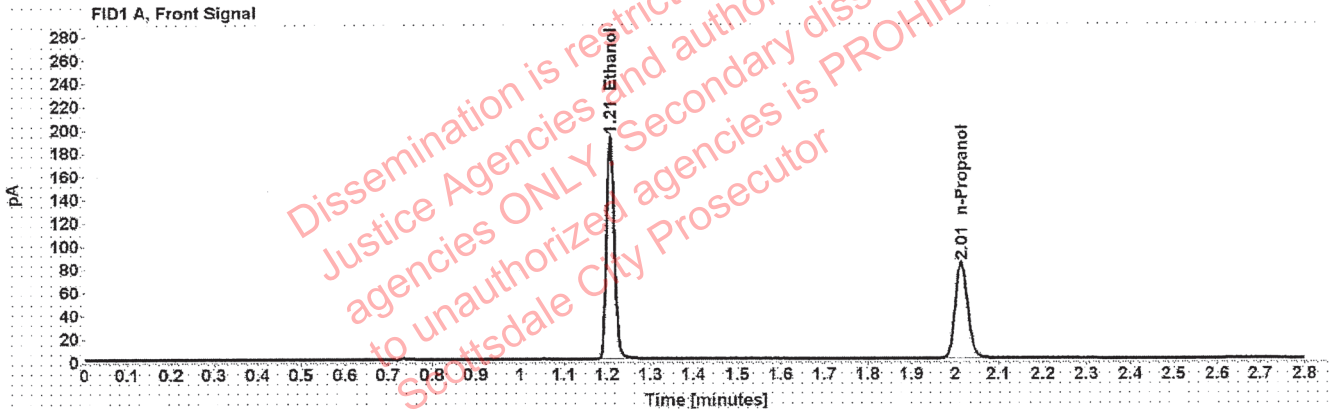


Table 1: FID 1 A (column DB-ALC1)

Compound	Time (min)	Peak Area
Ethanol	1.207	245.504
n-Propanol	2.014	166.359

Table 2: FID 2 B (column DB-ALC2)

Compound	Time (min)	Peak Area
Ethanol	1.371	304.904
n-Propanol	2.464	203.563

# Scottsdale Police Department Crime Lab Volatiles Analysis

Sample:	031021AQ	Vial:	5
Description:	Negative	LIMS ID:	
Method:	ethanol quant.M	Sequence:	10May21
Instrument:	US14173023 CN14160045	Injection date:	5/10/2021 12:53:06 PM
Data file:	C:\Chem32\1\Data\10May21\5.D	Analyst:	Abbott <span style="float: right;">OH</span>

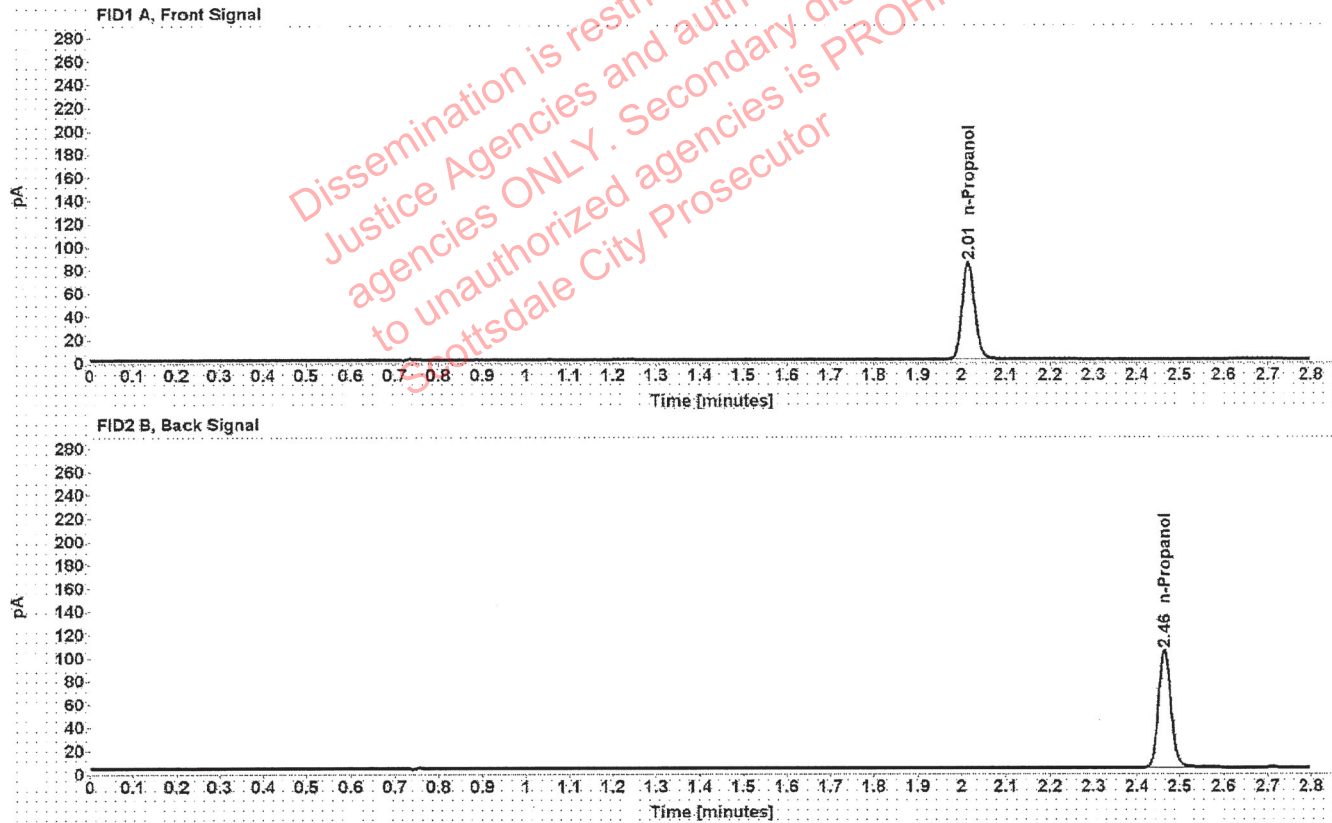


Table 1: FID 1 A (column DB-ALC1)

Compound	Amount (g/100mL)	Time (min)	Peak Area
n-Propanol	-----	2.015	167.969

Table 2: FID 2 B (column DB-ALC2)

Compound	Time (min)	Peak Area
n-Propanol	2.465	204.904

# Scottsdale Police Department Crime Lab Volatiles Analysis

Sample: 050721MIX	Vial: 6
Description: Volatiles mix	LIMS ID:
Method: ethanol quant.M	Sequence: 10May21
Instrument: US14173023 CN14160045	Injection date: 5/10/2021 12:57:05 PM
Data file: C:\Chem32\1\Data\10May21\6.D	Analyst: Abbott

*JA*

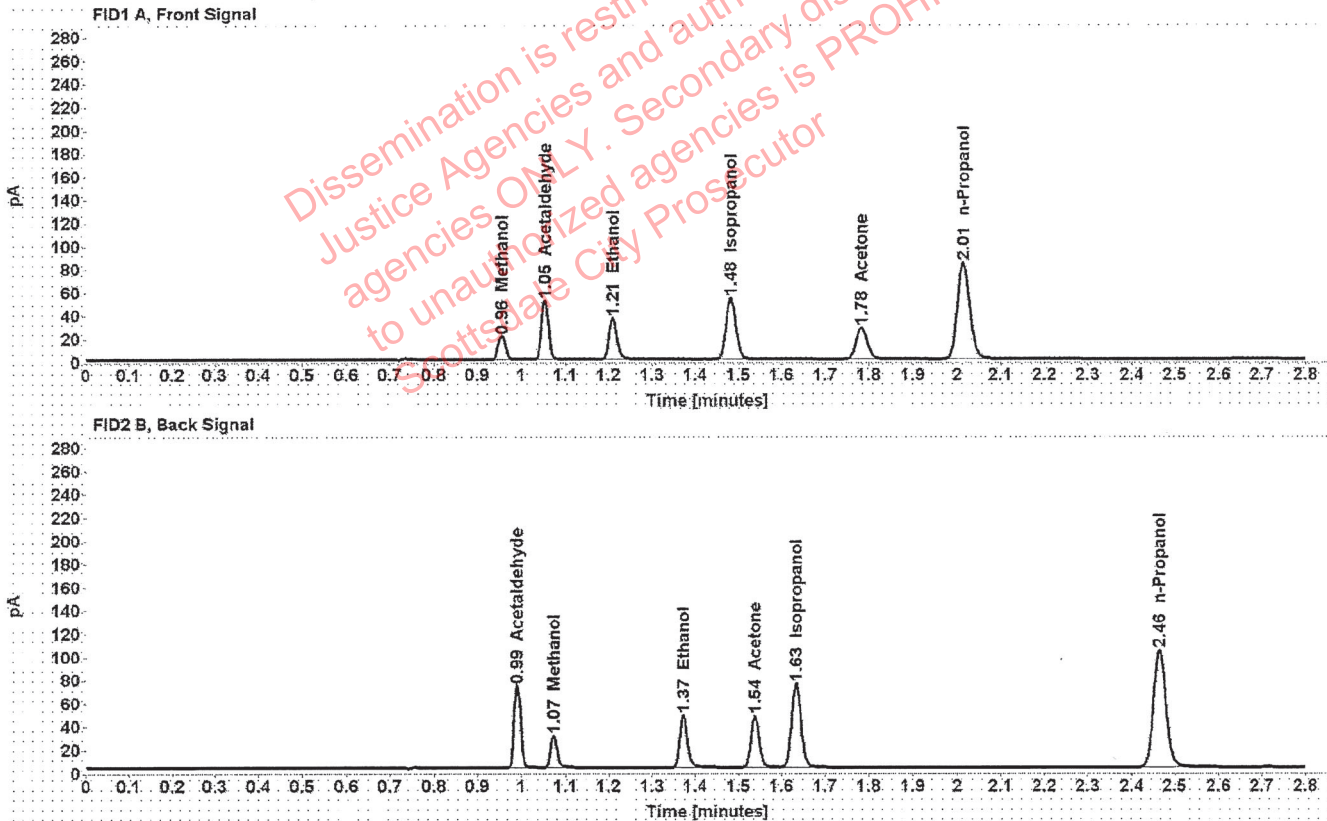


Table 1: FID 1 A (column DB-ALC1)

Compound	Amount (g/100mL)	Time (min)	Peak Area
Methanol	-----	0.956	23.264
Acetaldehyde	-----	1.054	56.731
>Ethanol	0.0754	1.209	45.857
Isopropanol	-----	1.482	85.809
Acetone	-----	1.783	47.603
n-Propanol	-----	2.015	166.847

Table 2: FID 2 B (column DB-ALC2)

Compound	Time (min)	Peak Area
Acetaldehyde	0.990	73.058
Methanol	1.074	29.864
Ethanol	1.372	56.709
Acetone	1.539	58.972
Isopropanol	1.634	109.317
n-Propanol	2.465	204.213



# Scottsdale Police Department Crime Lab Volatiles Analysis

Sample: 11092018-A	Vial: 7
Description: 0.400	LIMS ID:
Method: ethanol quant.M	Sequence: 10May21
Instrument: US14173023 CN14160045	Injection date: 5/10/2021 1:01:22 PM
Data file: C:\Chem32\1\Data\10May21\7.D	Analyst: Abbott <i>JA</i>

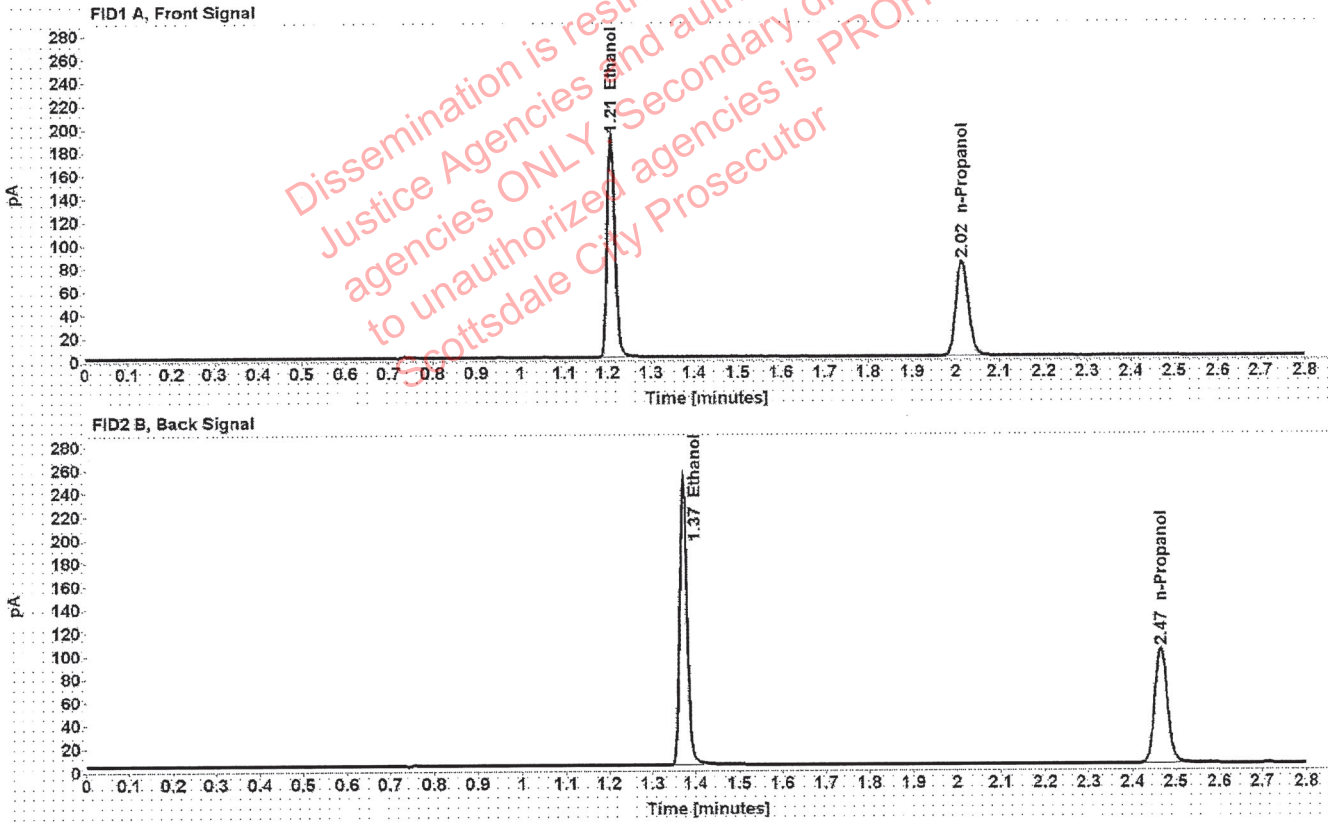


Table 1: FID 1 A (column DB-ALC1)

Compound	Amount (g/100mL)	Time (min)	Peak Area
>Ethanol	0.4027	1.208	244.413
n-Propanol	-----	2.015	164.706

Table 2: FID 2 B (column DB-ALC2)

Compound	Time (min)	Peak Area
Ethanol	1.372	303.810
n-Propanol	2.465	201.382

# Scottsdale Police Department Crime Lab Volatiles Analysis

Sample: 14082019-B	Vial: 8
Description: 0.040	LIMS ID:
Method: ethanol quant.M	Sequence: 10May21
Instrument: US14173023 CN14160045	Injection date: 5/10/2021 1:05:21 PM
Data file: C:\Chem32\1\Data\10May21\8.D	Analyst: Abbott

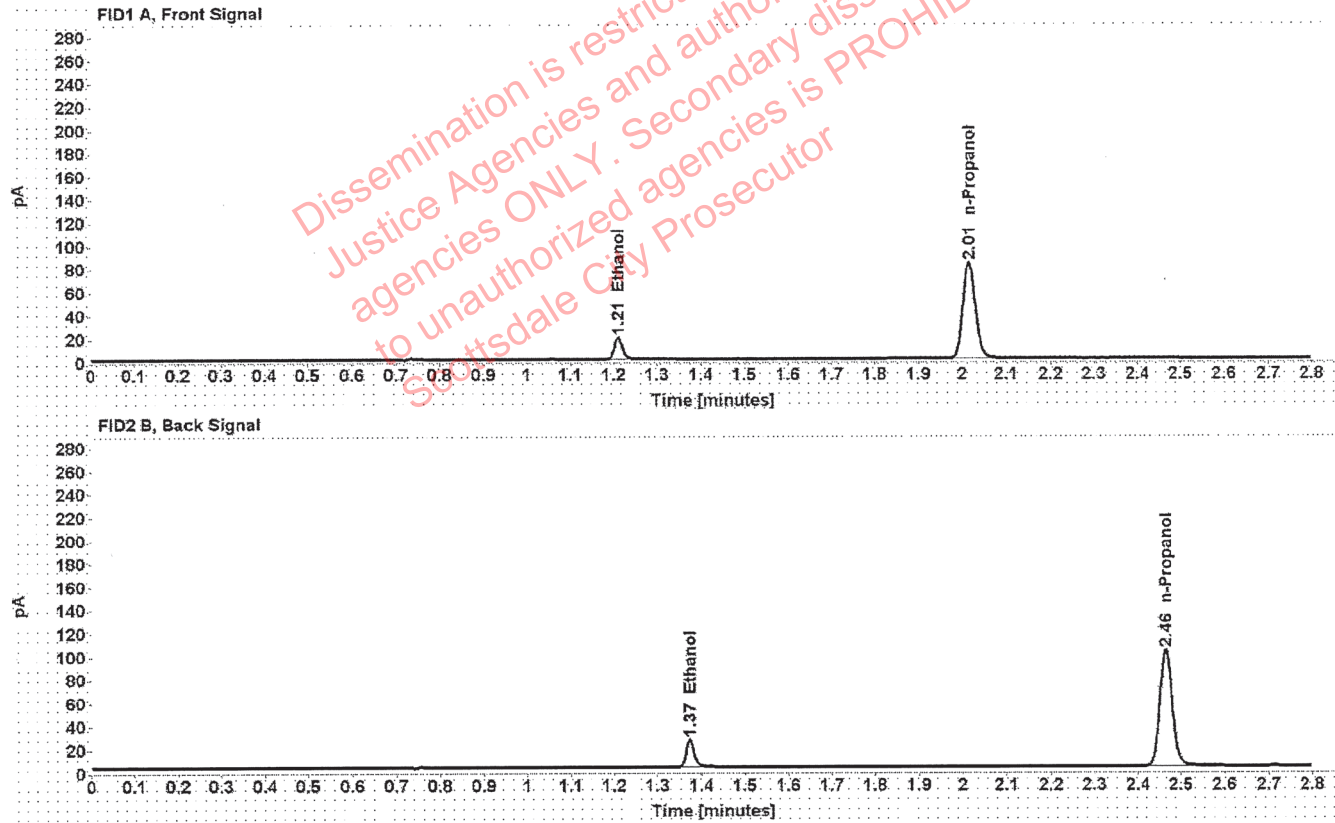


Table 1: FID 1 A (column DB-ALC1)

Compound	Amount (g/100mL)	Time (min)	Peak Area
>Ethanol	0.0407	1.210	24.223
n-Propanol	-----	2.015	165.439

Table 2: FID 2 B (column DB-ALC2)

Compound	Time (min)	Peak Area
Ethanol	1.373	29.805
n-Propanol	2.465	202.293

# Scottsdale Police Department Crime Lab Volatiles Analysis

Sample: 4101018274/9	Vial: 9
Description: 0.200	LIMS ID:
Method: ethanol quant.M	Sequence: 10May21
Instrument: US14173023 CN14160045	Injection date: 5/10/2021 1:09:21 PM
Data file: C:\Chem32\1\Data\10May21\9.D	Analyst: Abbott <span style="float: right;">OH</span>

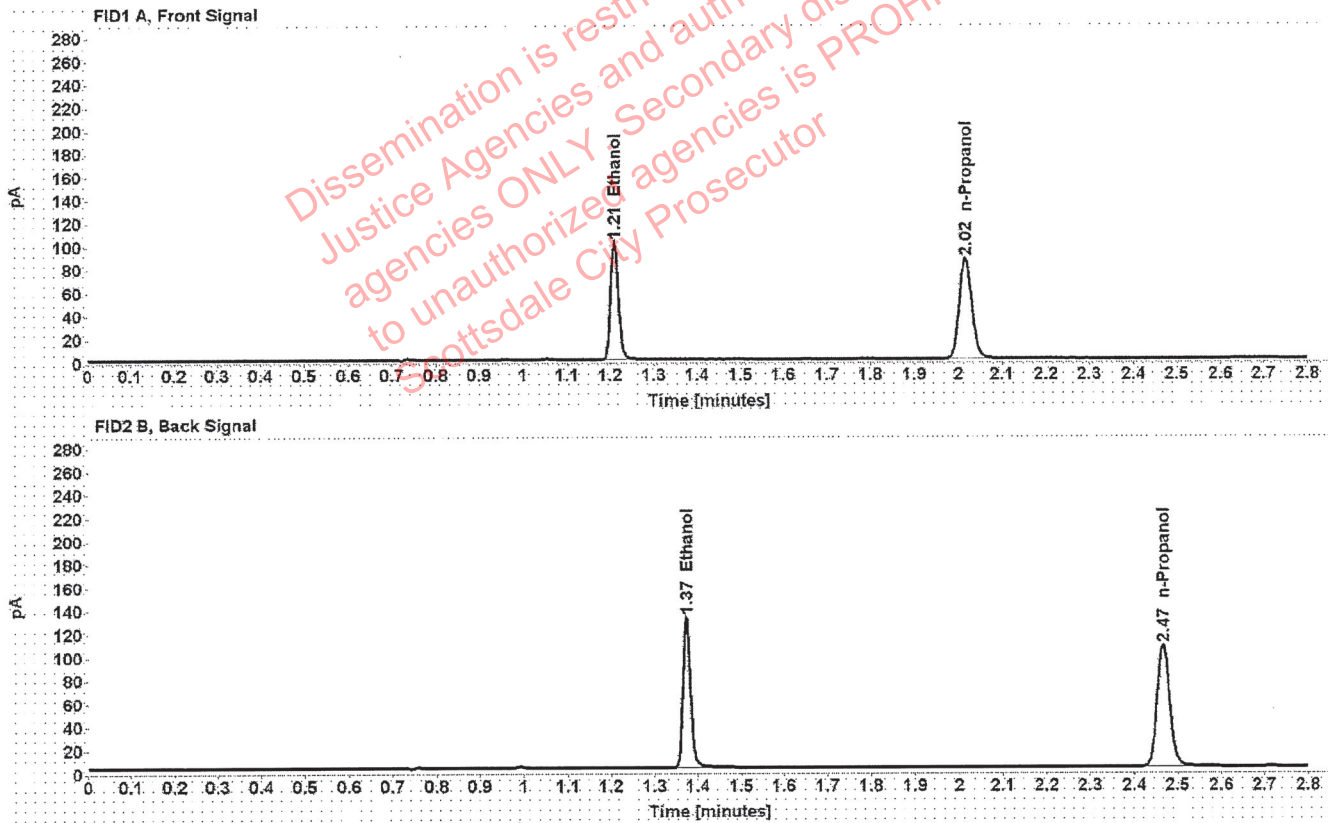


Table 1: FID 1 A (column DB-ALC1)

Compound	Amount (g/100mL)	Time (min)	Peak Area
>Ethanol	0.2040	1.210	129.794
n-Propanol	-----	2.016	173.061

Table 2: FID 2 B (column DB-ALC2)

Compound	Time (min)	Peak Area
Ethanol	1.374	161.152
n-Propanol	2.467	211.859

# Scottsdale Police Department Crime Lab Volatiles Analysis

Sample: 03102016-A/1	Vial: 20
Description: 0.080	LIMS ID:
Method: ethanol quant.M	Sequence: 10May21
Instrument: US14173023 CN14160045	Injection date: 5/10/2021 1:53:51 PM
Data file: C:\Chem32\1\Data\10May21\20.D	Analyst: Abbott <span style="float: right;">oh</span>

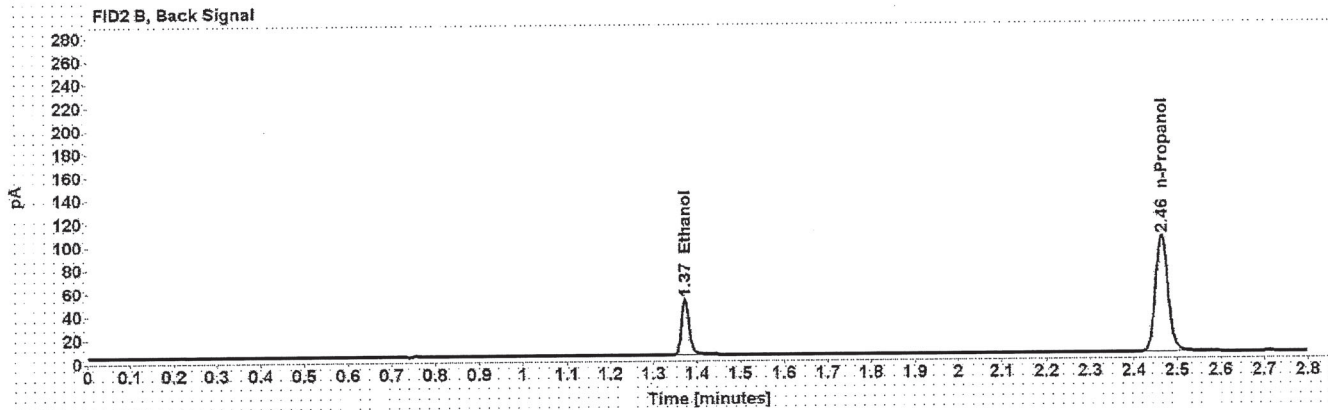
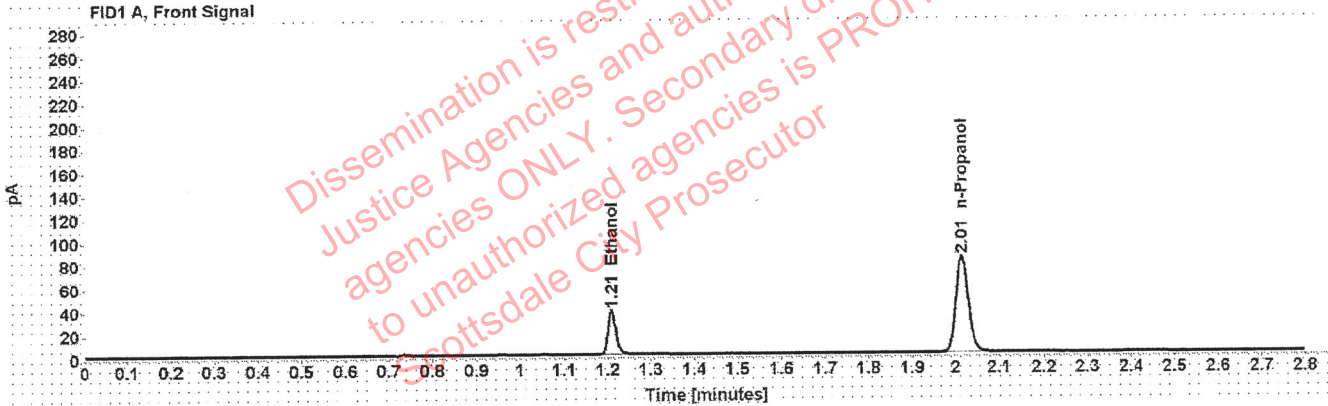


Table 1: FID 1 A (column DB-ALC1)

Compound	Amount (g/100mL)	Time (min)	Peak Area
>Ethanol	0.0801	1.209	48.372
n-Propanol	-----	2.014	165.719

Table 2: FID 2 B (column DB-ALC2)

Compound	Time (min)	Peak Area
Ethanol	1.372	59.955
n-Propanol	2.464	203.139

# Scottsdale Police Department Crime Lab Volatiles Analysis

Sample:	03102016-A/1	Vial:	31
Description:	0.080	LIMS ID:	
Method:	ethanol quant.M	Sequence:	10May21
Instrument:	US14173023 CN14160045	Injection date:	5/10/2021 2:38:21 PM
Data file:	C:\Chem32\1\Data\10May21\31.D	Analyst:	Abbott <i>ph</i>

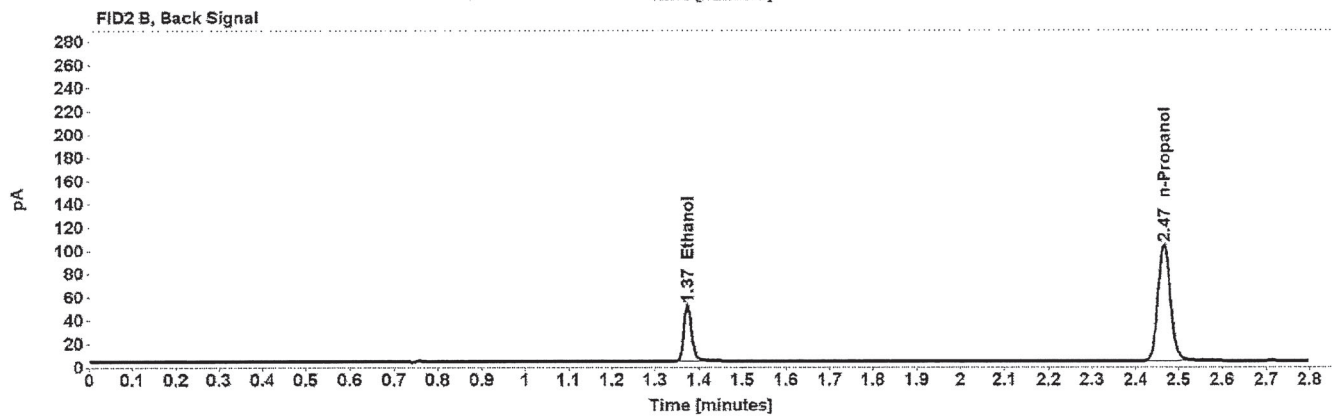
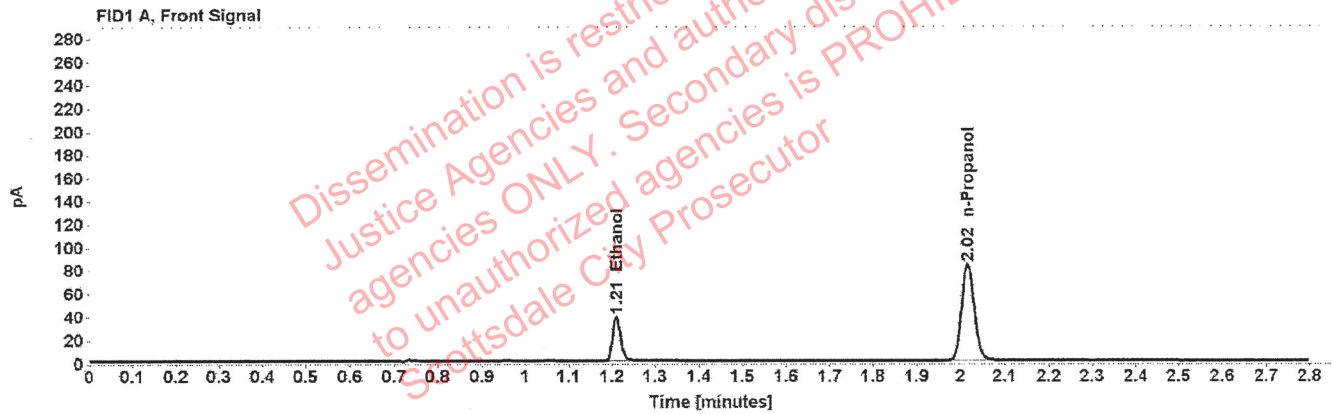


Table 1: FID 1 A (column DB-ALC1)

Compound	Amount (g/100mL)	Time (min)	Peak Area
>Ethanol	0.0813	1.210	49.332
n-Propanol	-----	2.015	166.413

Table 2: FID 2 B (column DB-ALC2)

Compound	Time (min)	Peak Area
Ethanol	1.374	61.184
n-Propanol	2.466	204.213

# Scottsdale Police Department Crime Lab Volatiles Analysis

Sample: 4101018274/9	Vial: 42
Description: 0.200	LIMS ID:
Method: ethanol quant.M	Sequence: 10May21
Instrument: US14173023 CN14160045	Injection date: 5/10/2021 3:22:35 PM
Data file: C:\Chem32\1\Data\10May21\42.D	Analyst: Abbott <span style="float: right;">DR</span>

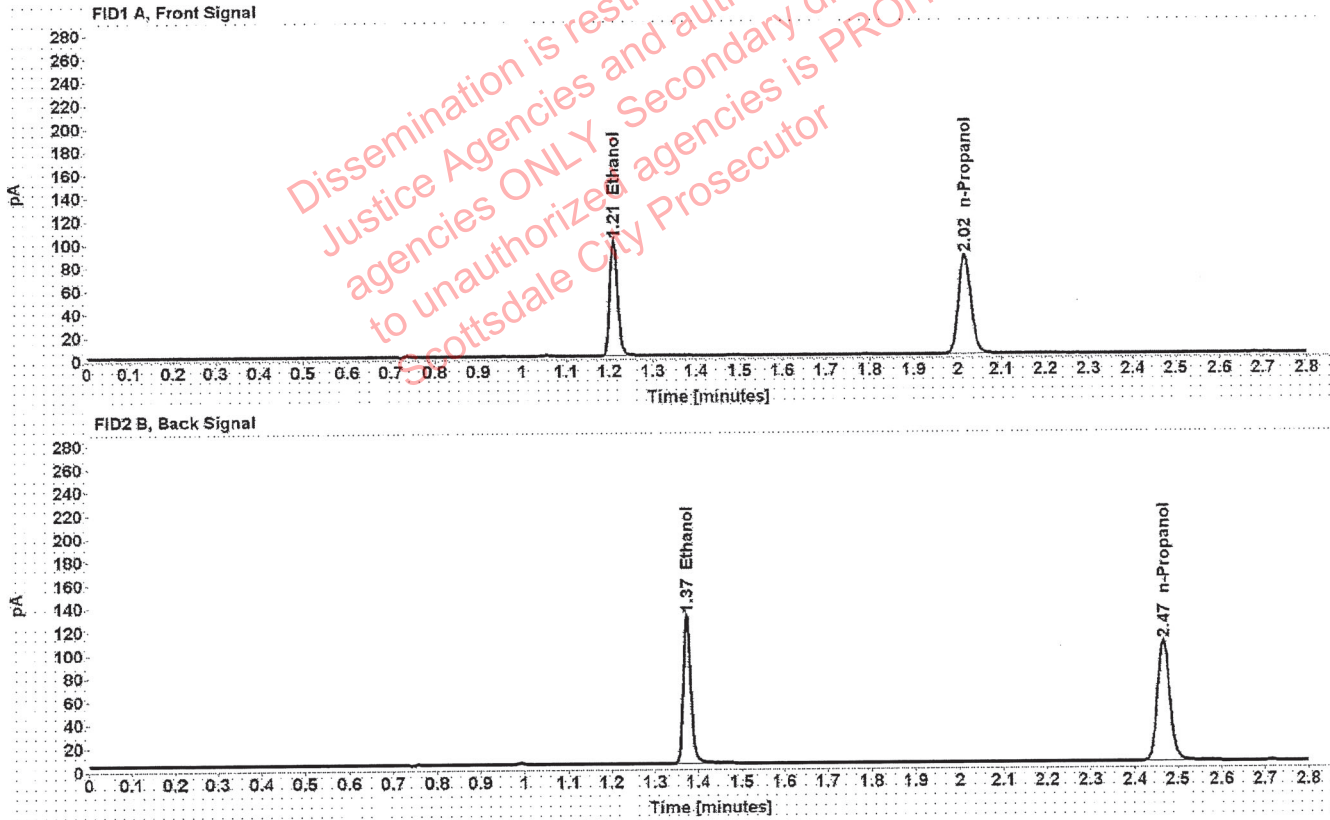


Table 1: FID 1 A (column DB-ALC1)

Compound	Amount (g/100mL)	Time (min)	Peak Area
>Ethanol	0.2037	1.210	127.719
n-Propanol	-----	2.016	170.556

Table 2: FID 2 B (column DB-ALC2)

Compound	Time (min)	Peak Area
Ethanol	1.374	159.409
n-Propanol	2.467	209.979

# Scottsdale Police Department Crime Lab Volatiles Analysis

Sample:	03102016-A/1	Vial:	53
Description:	0.080	LIMS ID:	
Method:	ethanol quant.M	Sequence:	10May21
Instrument:	US14173023 CN14160045	Injection date:	5/10/2021 4:07:06 PM
Data file:	C:\Chem32\1\Data\10May21\53.D	Analyst:	Abbott <span style="float: right;">JA</span>

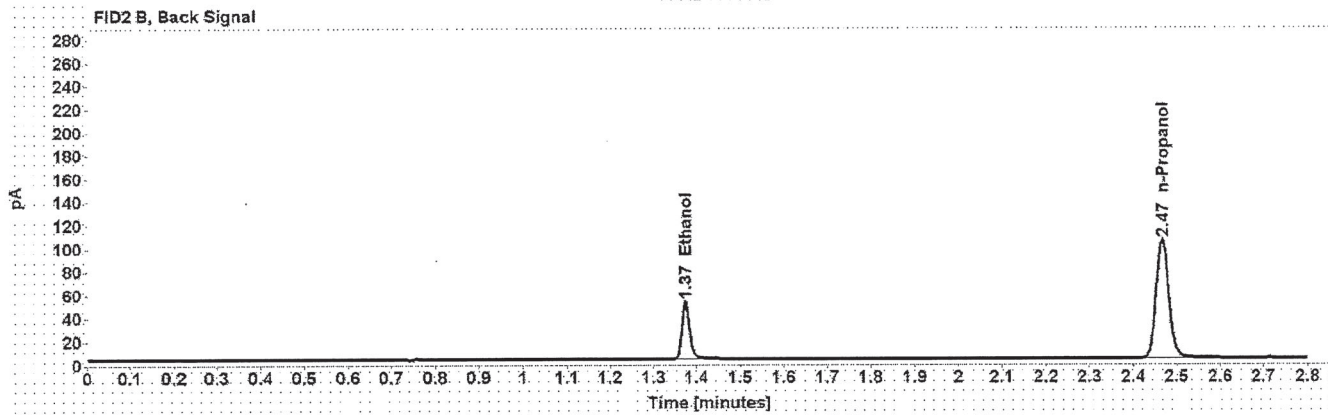
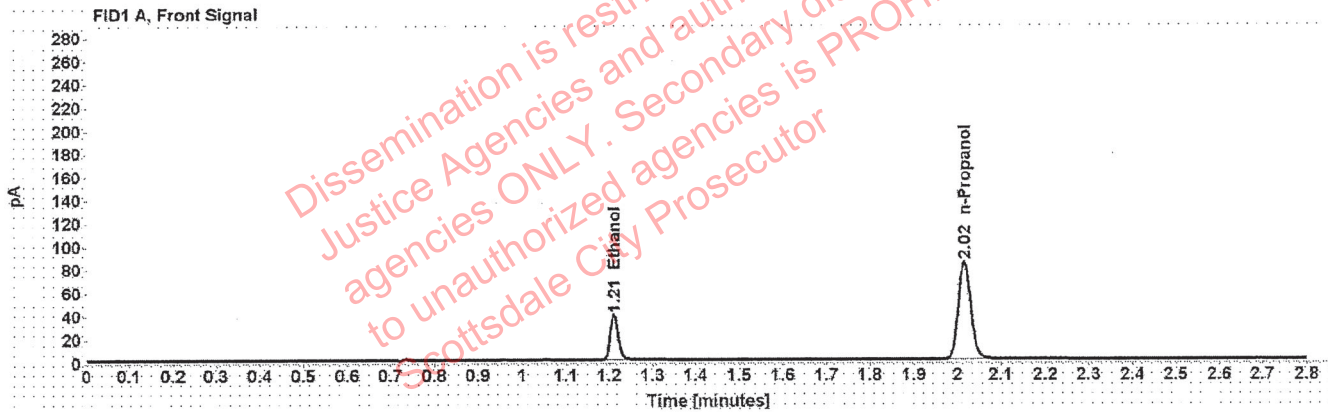


Table 1: FID 1 A (column DB-ALC1)

Compound	Amount (g/100mL)	Time (min)	Peak Area
>Ethanol	0.0816	1.211	50.055
n-Propanol	-----	2.016	168.163

Table 2: FID 2 B (column DB-ALC2)

Compound	Time (min)	Peak Area
Ethanol	1.375	62.229
n-Propanol	2.467	207.054

# Scottsdale Police Department Crime Lab Volatiles Analysis

<b>Sample:</b> 11092018-A	<b>Vial:</b> 62
<b>Description:</b> 0.400	<b>LIMS ID:</b>
<b>Method:</b> ethanol quant.M	<b>Sequence:</b> 10May21
<b>Instrument:</b> US14173023 CN14160045	<b>Injection date:</b> 5/10/2021 4:43:35 PM
<b>Data file:</b> C:\Chem32\1\Data\10May21\62.D	<b>Analyst:</b> Abbott <span style="float: right;">GA</span>

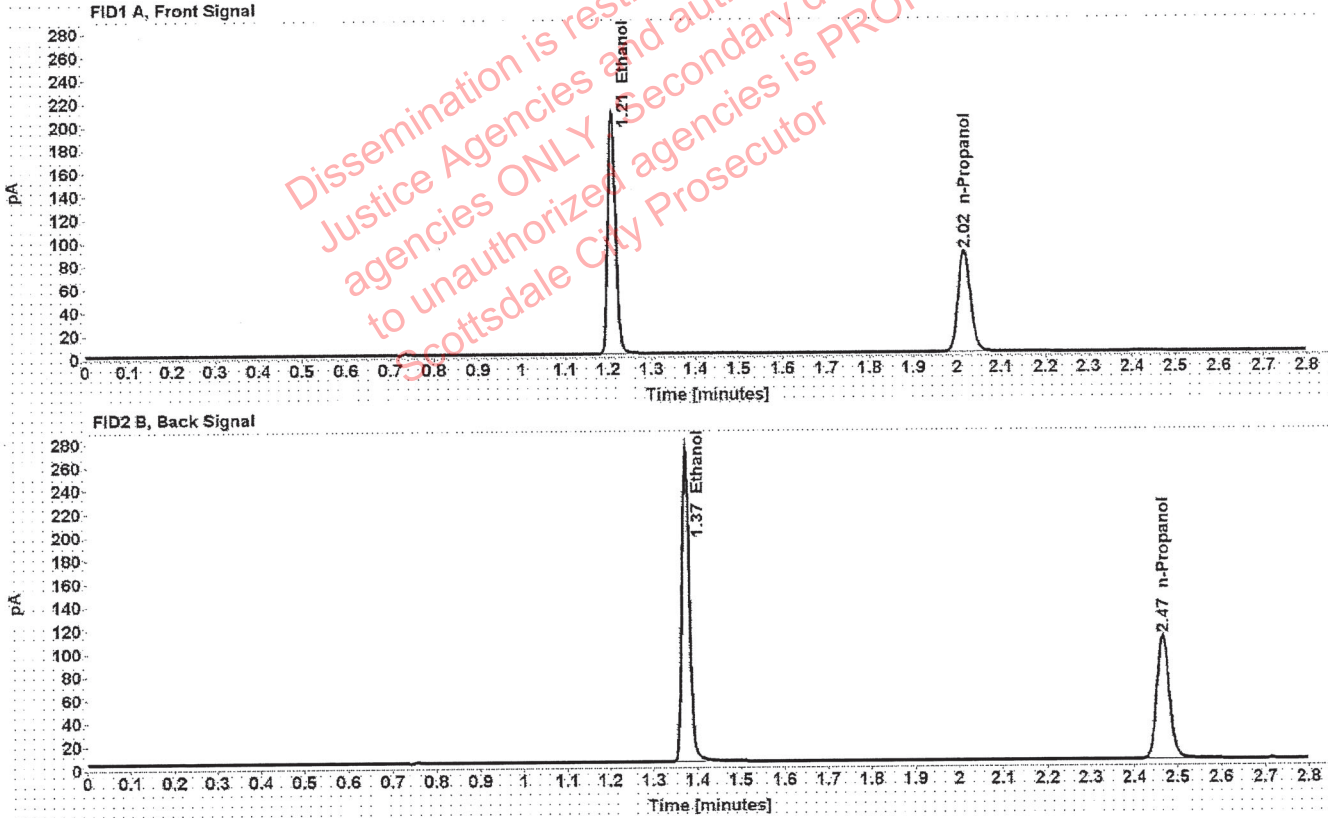


Table 1: FID 1 A (column DB-ALC1)

Compound	Amount (g/100mL)	Time (min)	Peak Area
>Ethanol	0.4134	1.209	266.048
n-Propanol	-----	2.016	174.616

Table 2: FID 2 B (column DB-ALC2)

Compound	Time (min)	Peak Area
Ethanol	1.374	332.951
n-Propanol	2.467	215.630



# Scottsdale Police Department Crime Lab Volatiles Analysis

Sample: 14082019-B	Vial: 63
Description: 0.040	LIMS ID:
Method: ethanol quant.M	Sequence: 10May21
Instrument: US14173023 CN14160045	Injection date: 5/10/2021 4:47:36 PM
Data file: C:\Chem32\1\Data\10May21\63.D	Analyst: Abbott <i>PA</i>

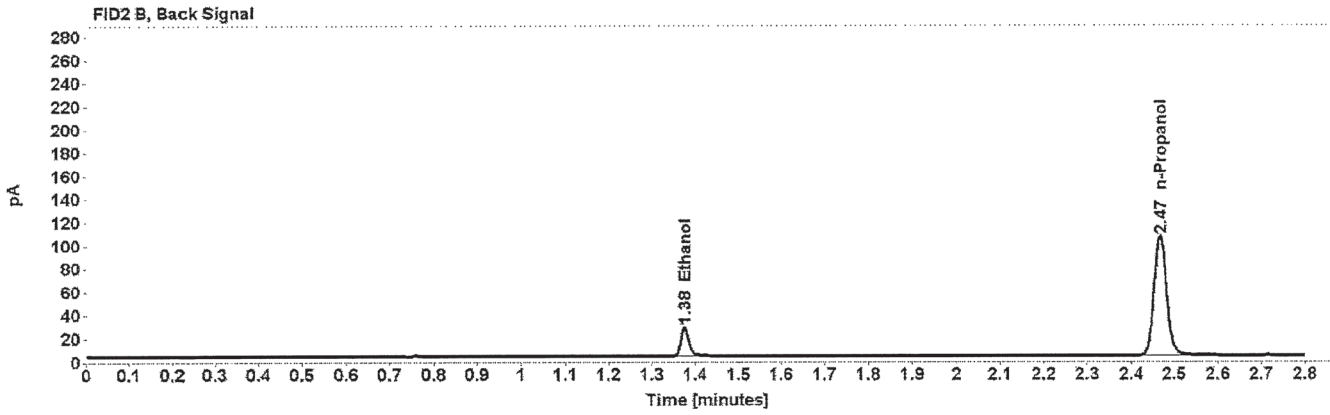
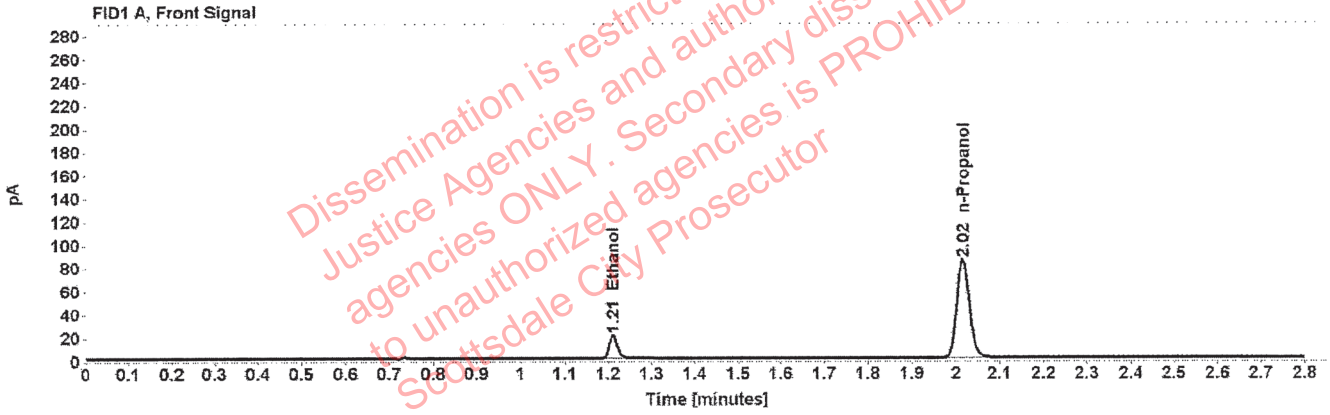


Table 1: FID 1 A (column DB-ALC1)

Compound	Amount (g/100mL)	Time (min)	Peak Area
>Ethanol	0.0414	1.211	25.275
n-Propanol	-----	2.016	169.452

Table 2: FID 2 B (column DB-ALC2)

Compound	Time (min)	Peak Area
Ethanol	1.375	31.368
n-Propanol	2.466	208.776

# Scottsdale Police Department Crime Lab Volatiles Analysis

Sample: 4101018274/9	Vial: 64
Description: 0.200	LIMS ID:
Method: ethanol quant.M	Sequence: 10May21
Instrument: US14173023 CN14160045	Injection date: 5/10/2021 4:51:36 PM
Data file: C:\Chem32\1\Data\10May21\64.D	Analyst: Abbott <span style="float: right;">[Signature]</span>

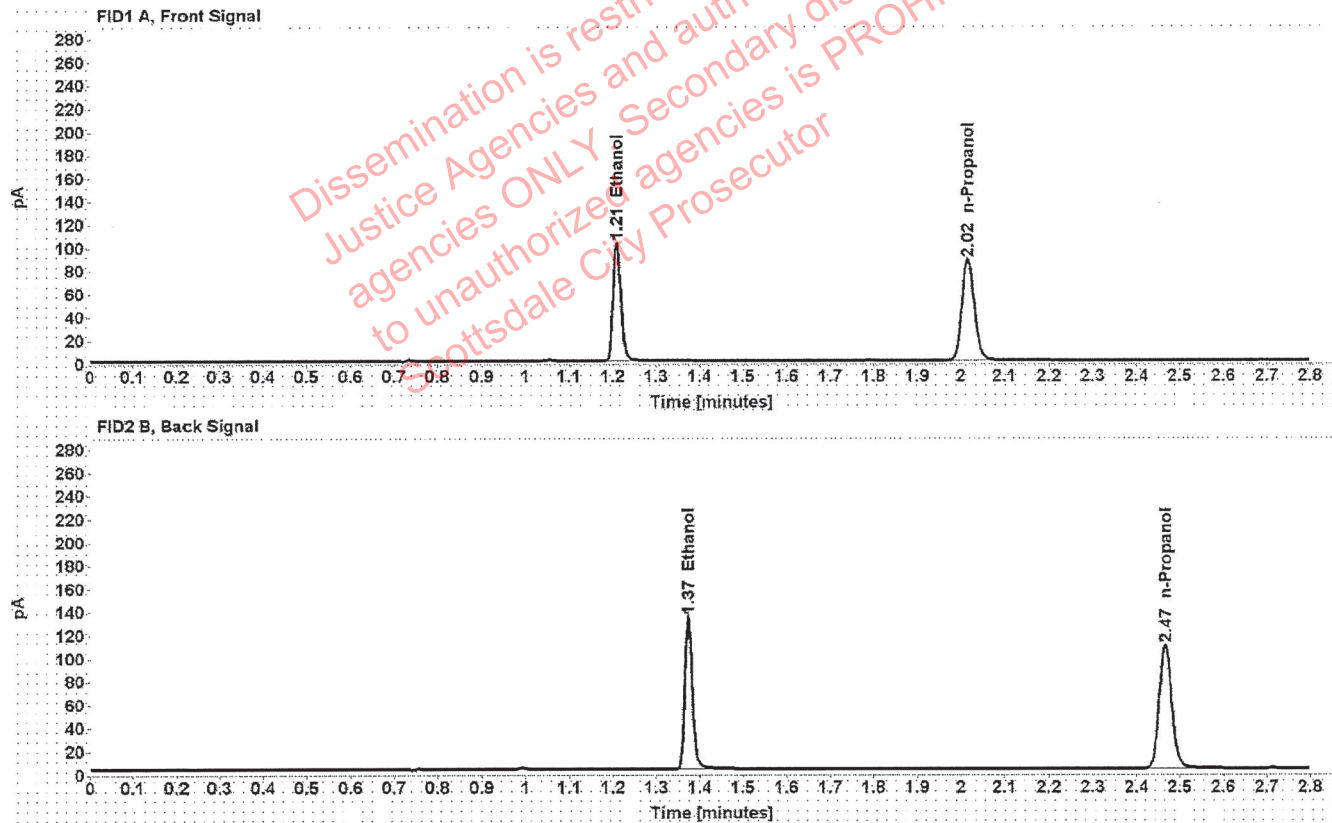


Table 1: FID 1 A (column DB-ALC1)

Compound	Amount (g/100mL)	Time (min)	Peak Area
>Ethanol	0.2040	1.209	131.094
n-Propanol	-----	2.016	174.830

Table 2: FID 2 B (column DB-ALC2)

Compound	Time (min)	Peak Area
Ethanol	1.374	163.820
n-Propanol	2.466	215.753

# Scottsdale Police Department Crime Lab Volatiles Analysis

<b>Sample:</b> 111020WB	<b>Vial:</b> 65
<b>Description:</b> Negative	<b>LIMS ID:</b>
<b>Method:</b> ethanol quant.M	<b>Sequence:</b> 10May21
<b>Instrument:</b> US14173023 CN14160045	<b>Injection date:</b> 5/10/2021 4:55:36 PM
<b>Data file:</b> C:\Chem32\1\Data\10May21\65.D	<b>Analyst:</b> Abbott <i>JA</i>

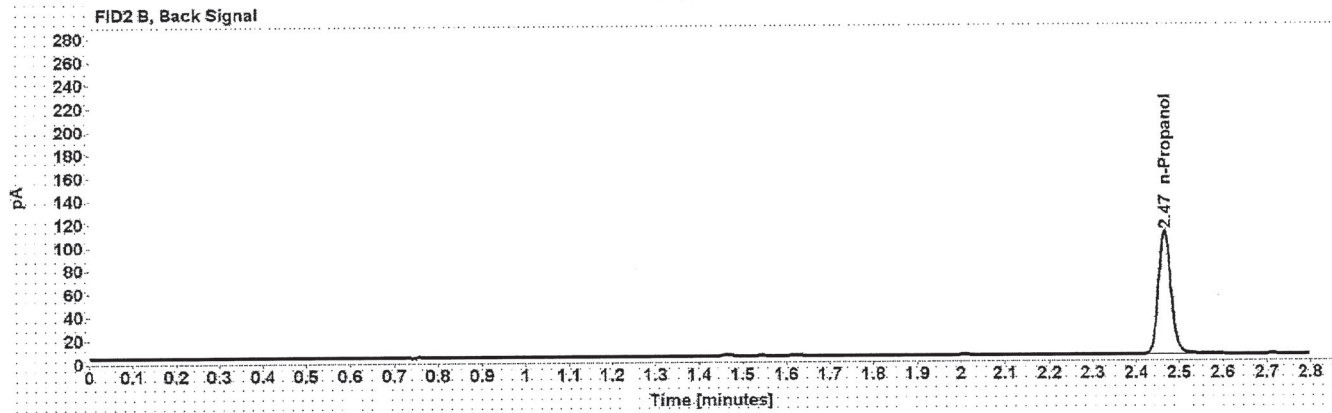
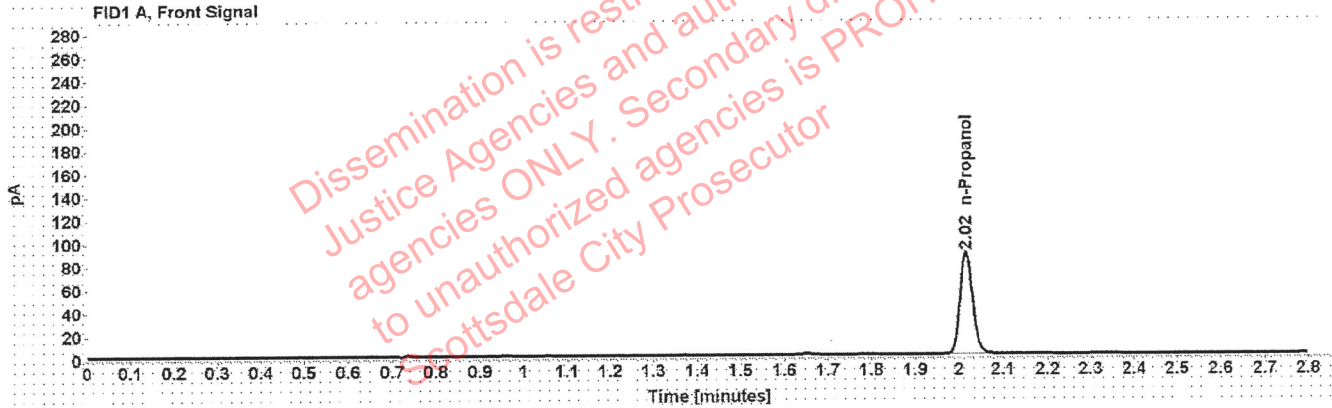


Table 1: FID 1 A (column DB-ALC1)

Compound	Amount (g/100mL)	Time (min)	Peak Area
n-Propanol	-----	2.016	174.499

Table 2: FID 2 B (column DB-ALC2)

Compound	Time (min)	Peak Area
n-Propanol	2.466	215.772

# Sequence Summary

Sequence name: 10May21      Instrument: US14173023 CN14160045      Analyst: Abbott

Vial	Sample	Description	Type	LIMS ID	Method
1	FN06141806	0.020 calibrator	Calibration		ethanol quant.M
2	FN05311902	0.100 calibrator	Calibration		ethanol quant.M
3	FN05101903	0.200 calibrator	Calibration		ethanol quant.M
4	FN10051906	0.400 calibrator	Calibration		ethanol quant.M
5	031021AQ	Negative	Control		ethanol quant.M
6	050721MIX	Volatiles mix	Control		ethanol quant.M
7	11092018-A	0.400	Control		ethanol quant.M
8	14082019-B	0.040	Control		ethanol quant.M
9	4101018274/9	0.200	Control		ethanol quant.M
10	1333124		Sample		ethanol quant.M
11	1333124		Sample		ethanol quant.M
12	1332958		Sample		ethanol quant.M
13	1332958		Sample		ethanol quant.M
14	1343157		Sample		ethanol quant.M
15	1343157		Sample		ethanol quant.M
16	1342443		Sample		ethanol quant.M
17	1342443		Sample		ethanol quant.M
18	1360510		Sample		ethanol quant.M
19	1360510		Sample		ethanol quant.M
20	03102016-A/1	0.080	Control		ethanol quant.M
21	1368916		Sample		ethanol quant.M
22	1368916		Sample		ethanol quant.M
23	1369128		Sample		ethanol quant.M
24	1369128		Sample		ethanol quant.M
25	1369250		Sample		ethanol quant.M
26	1369250		Sample		ethanol quant.M
27	1369134		Sample		ethanol quant.M
28	1369134		Sample		ethanol quant.M
29	1369415		Sample		ethanol quant.M
30	1369415		Sample		ethanol quant.M
31	03102016-A/1	0.080	Control		ethanol quant.M
32	28501TC		Sample		ethanol quant.M
33	28501TC		Sample		ethanol quant.M
34	33801NL		Sample		ethanol quant.M
35	33801NL		Sample		ethanol quant.M
36	20001NV		Sample		ethanol quant.M
37	20001NV		Sample		ethanol quant.M
38	1369997		Sample		ethanol quant.M
39	1369997		Sample		ethanol quant.M
40	1358426		Sample		ethanol quant.M
41	1358426		Sample		ethanol quant.M
42	4101018274/9	0.200	Control		ethanol quant.M
43	1369501		Sample		ethanol quant.M
44	1369501		Sample		ethanol quant.M
45	1369446		Sample		ethanol quant.M
46	1369446		Sample		ethanol quant.M
47	1369729		Sample		ethanol quant.M

Dissemination is restricted to Criminal Justice Agencies and authorized agencies ONLY. Secondary dissemination to unauthorized agencies is PROHIBITED. Scottsdale City Prosecutor

## Sequence Summary

48	1369729		Sample		ethanol quant.M
49	1369492		Sample		ethanol quant.M
50	1369492		Sample		ethanol quant.M
51	1369204		Sample		ethanol quant.M
52	1369204		Sample		ethanol quant.M
53	03102016-A/1	0.080	Control		ethanol quant.M
54	VIAL289	unknown,	Sample		ethanol quant.M
55	VIAL289	unknown,	Sample		ethanol quant.M
56	VIAL140	unknown,	Sample		ethanol quant.M
57	VIAL140	unknown,	Sample		ethanol quant.M
58	VIAL239	unknown,	Sample		ethanol quant.M
59	VIAL239	unknown,	Sample		ethanol quant.M
60	VIAL163	unknown,	Sample		ethanol quant.M
61	VIAL163	unknown,	Sample		ethanol quant.M
62	11092018-A	0.400	Control		ethanol quant.M
63	14082019-B	0.040	Control		ethanol quant.M
64	4101018274/9	0.200	Control		ethanol quant.M
65	111020WB	Negative	Control		ethanol quant.M

Dissemination is restricted to Criminal Justice Agencies and authorized agencies ONLY. Secondary dissemination to unauthorized agencies is PROHIBITED. Scottsdale City Prosecutor

# Scottsdale Police Department Crime Laboratory Summary of Cases

SEQUENCE NAME: 10May21

ANALYST: Abbott *ph*

Vials	Test 1 (g/dL)	Test 2 (g/dL)	Mean (g/dL)	Percent Difference*	Absolute Difference (g/dL)*
10 11	0.1341	0.1323	0.13320	0.68	0.00090
12 13	0.2384	0.2409	0.23965	0.52	0.00125
14 15	0.1996	0.2004	0.20000	0.20	0.00040
16 17	0.2382	0.2344	0.23630	0.80	0.00190
18 19	0.1136	0.1124	0.11300	0.53	0.00060
21 22	0.1654	0.1652	0.16530	0.06	0.00010
23 24	0.1554	0.1540	0.15470	0.45	0.00070
25 26	0.2172	0.2158	0.21650	0.32	0.00070
27 28	0.1267	0.1266	0.12665	0.04	0.00005
29 30	0.2595	0.2619	0.26070	0.46	0.00120
32 33	0.2114	0.2126	0.21200	0.28	0.00060
34 35	0.2534	0.2527	0.25305	0.14	0.00035
36 37	0.1301	0.1293	0.12970	0.31	0.00040
38 39	0.1568	0.1562	0.15650	0.19	0.00030
40 41	0.1436	0.1435	0.14355	0.03	0.00005
43 44	0.1646	0.1642	0.16440	0.12	0.00020
45 46	0.1179	0.1181	0.11800	0.08	0.00010
47 48	0.3504	0.3507	0.35055	0.04	0.00015
49 50	0.2632	0.2636	0.26340	0.08	0.00020
51 52	0.1707	0.1721	0.17140	0.41	0.00070
54 55	0.3135	0.3133	0.31340	0.03	0.00010
56 57	0.0411	0.0411	0.04110	0.00	0.00000
58 59	0.2051	0.2043	0.20470	0.20	0.00040
60 61	0.0800	0.0802	0.08010	0.12	0.00010

\*Calculated differences are differences from the mean of the two results.



### Scottsdale Police Department Crime Lab Volatiles Analysis

Sample:	1333124	Vial:	10
Description:		LIMS ID:	
Method:	ethanol quant.M	Sequence:	10May21
Instrument:	US14173023 CN14160045	Injection date:	5/10/2021 1:13:21 PM
Data file:	C:\Chem32\1\Data\10May21\10.D	Analyst:	Abbott

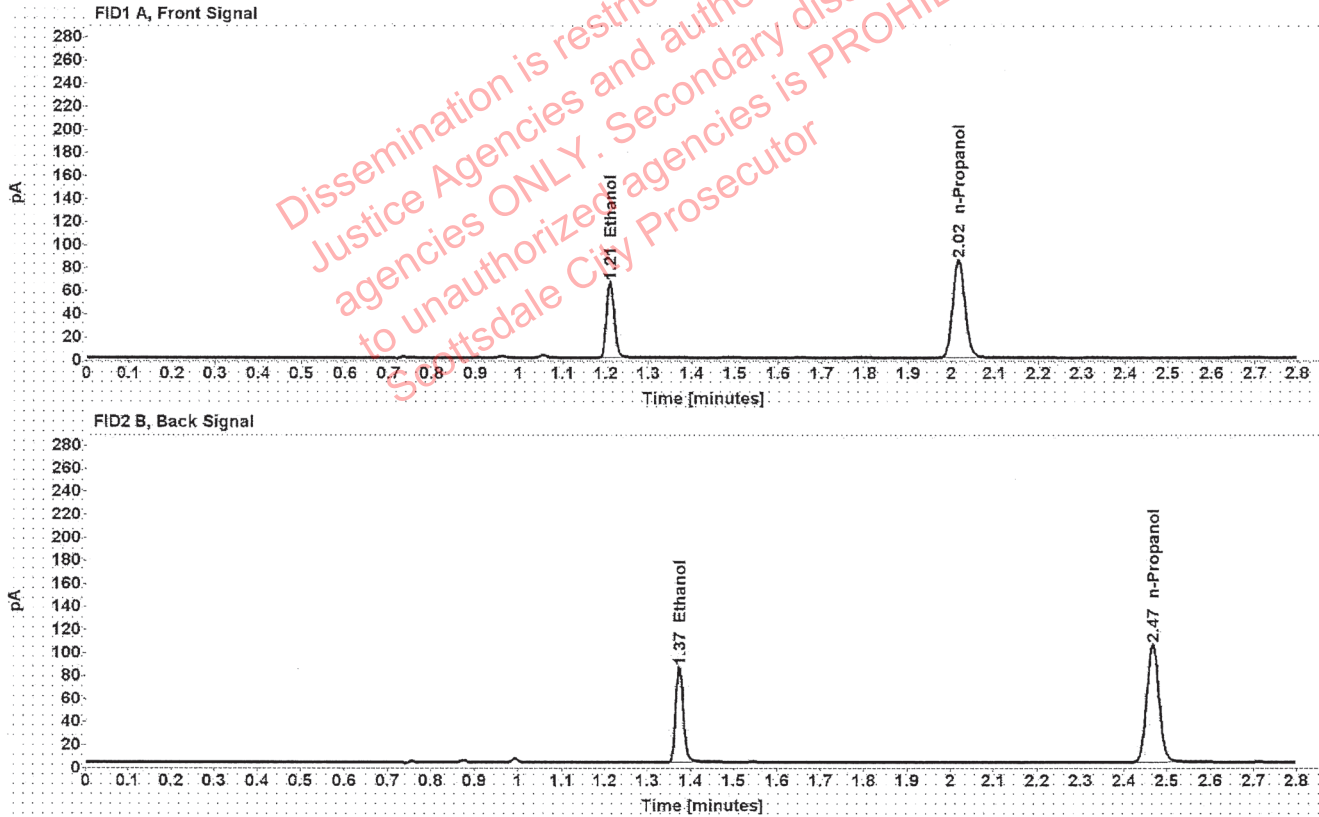


Table 1: FID 1 A (column DB-ALC1)

Compound	Amount (g/100mL)	Time (min)	Peak Area
>Ethanol	0.1341	1.210	83.248
n-Propanol	-----	2.016	169.366

Table 2: FID 2 B (column DB-ALC2)

Compound	Time (min)	Peak Area
Ethanol	1.374	102.692
n-Propanol	2.467	207.324



### Scottsdale Police Department Crime Lab Volatiles Analysis

Sample:	1333124	Vial:	11
Description:		LIMS ID:	
Method:	ethanol quant.M	Sequence:	10May21
Instrument:	US14173023 CN14160045	Injection date:	5/10/2021 1:17:20 PM
Data file:	C:\Chem32\1\Data\10May21\11.D	Analyst:	Abbott

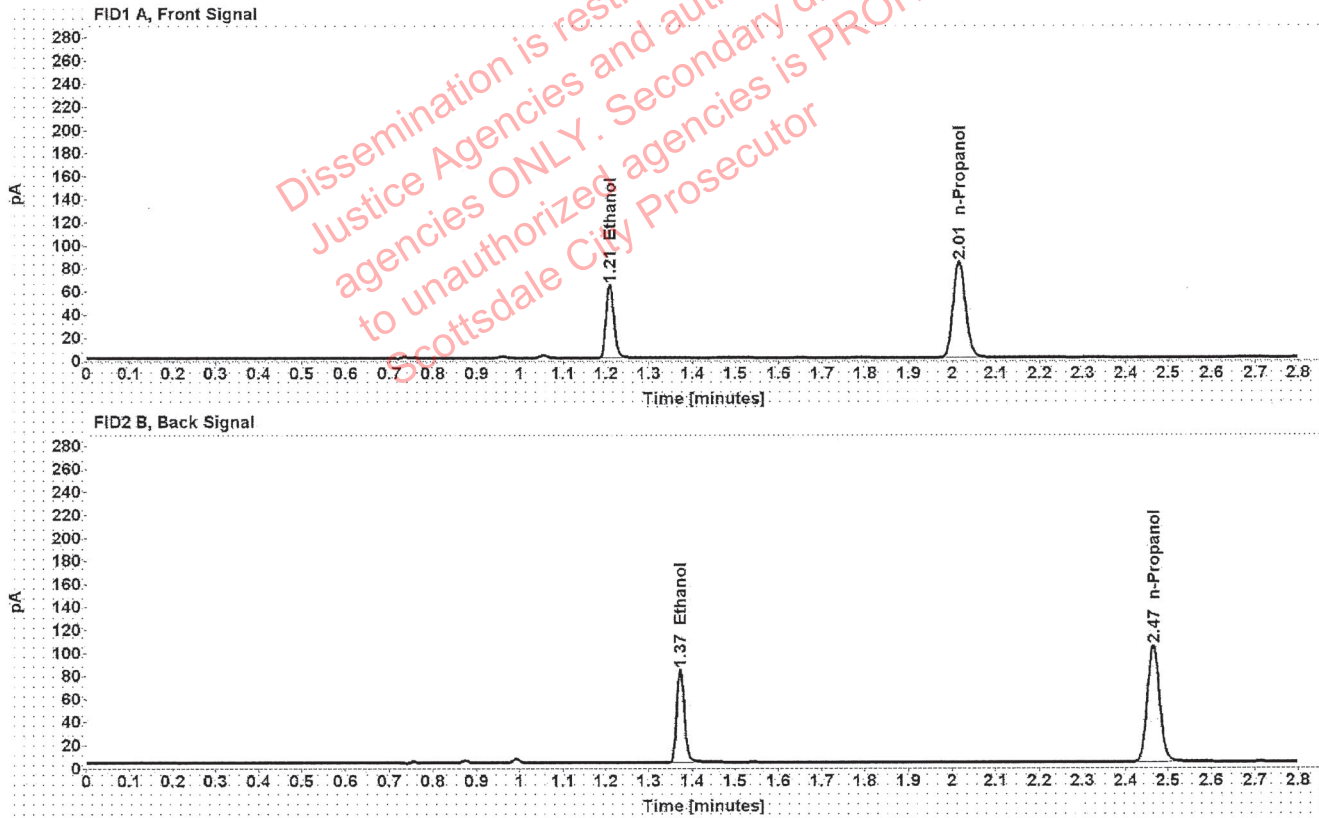


Table 1: FID 1 A (column DB-ALC1)

Compound	Amount (g/100mL)	Time (min)	Peak Area
>Ethanol	0.1323	1.209	80.987
n-Propanol	-----	2.015	166.970

Table 2: FID 2 B (column DB-ALC2)

Compound	Time (min)	Peak Area
Ethanol	1.372	99.927
n-Propanol	2.465	204.468

### Scottsdale Police Department Crime Lab Volatiles Analysis

Sample:	1332958	Vial:	12
Description:		LIMS ID:	
Method:	ethanol quant.M	Sequence:	10May21
Instrument:	US14173023 CN14160045	Injection date:	5/10/2021 1:21:21 PM
Data file:	C:\Chem32\1\Data\10May21\12.D	Analyst:	Abbott

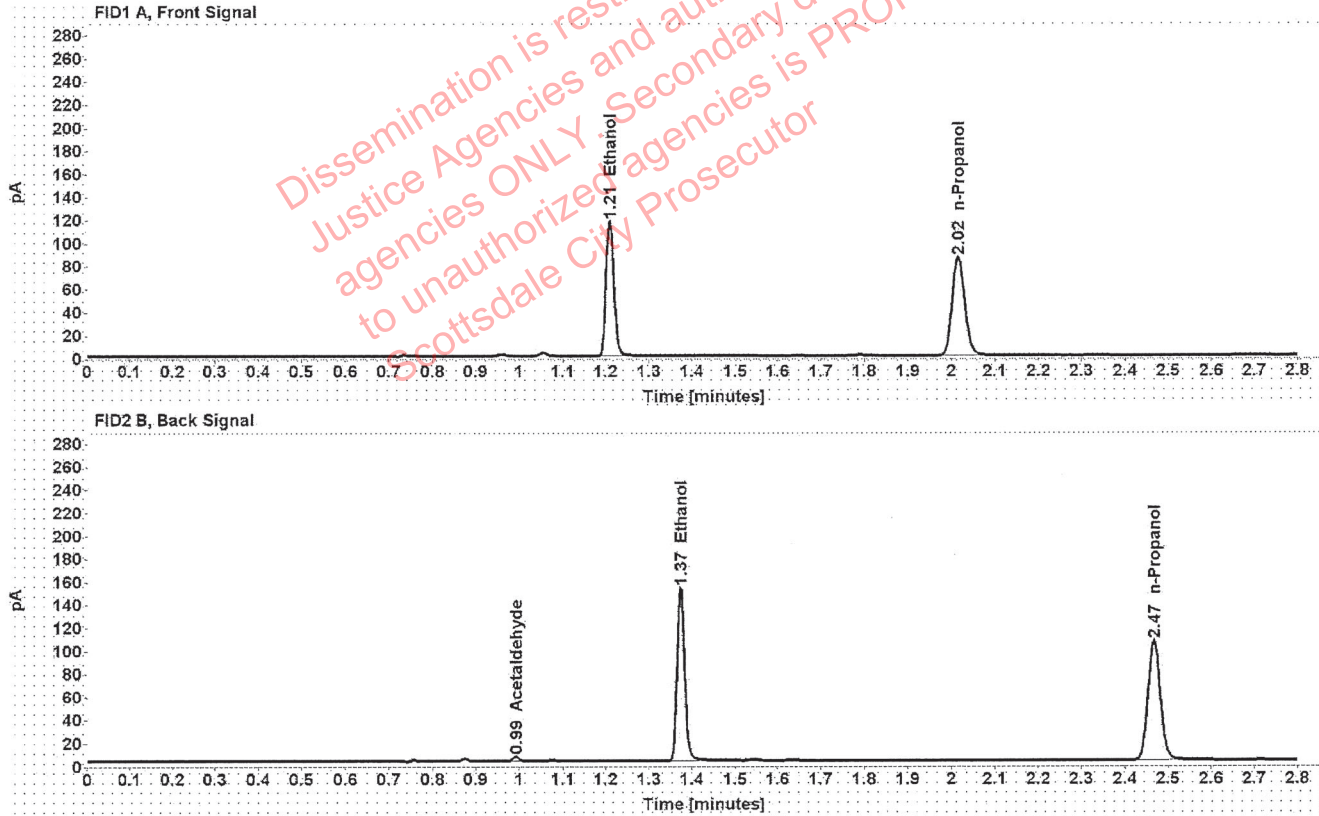


Table 1: FID 1 A (column DB-ALC1)

Compound	Amount (g/100mL)	Time (min)	Peak Area
>Ethanol	0.2384	1.210	149.445
n-Propanol	-----	2.016	170.406

Table 2: FID 2 B (column DB-ALC2)

Compound	Time (min)	Peak Area
Acetaldehyde	0.993	3.917
Ethanol	1.374	185.714
n-Propanol	2.467	209.046

### Scottsdale Police Department Crime Lab Volatiles Analysis

Sample:	1332958	Vial:	13
Description:		LIMS ID:	
Method:	ethanol quant.M	Sequence:	10May21
Instrument:	US14173023 CN14160045	Injection date:	5/10/2021 1:25:36 PM
Data file:	C:\Chem32\1\Data\10May21\13.D	Analyst:	Abbott

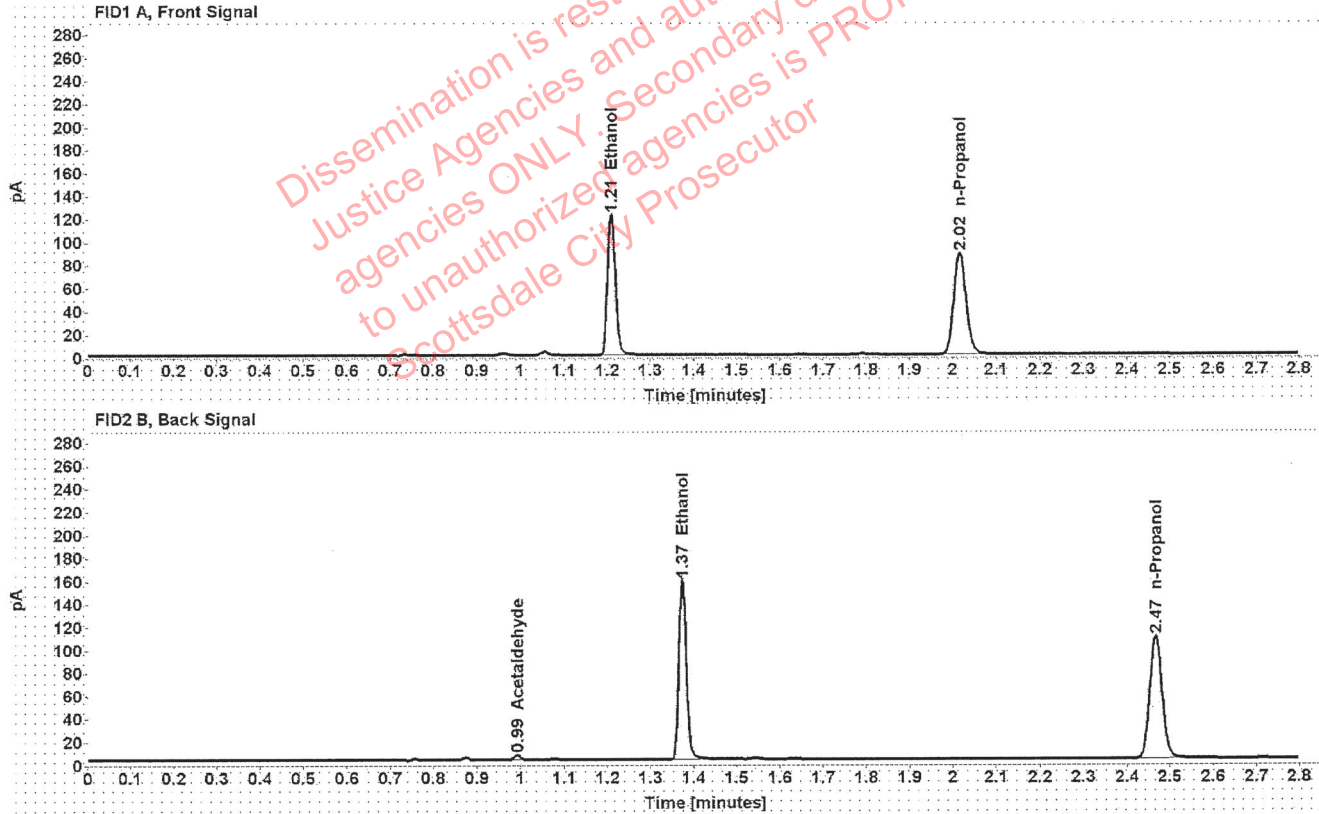


Table 1: FID 1 A (column DB-ALC1)

Compound	Amount (g/100mL)	Time (min)	Peak Area
>Ethanol	0.2409	1.210	155.802
n-Propanol	-----	2.016	175.824

Table 2: FID 2 B (column DB-ALC2)

Compound	Time (min)	Peak Area
Acetaldehyde	0.992	3.959
Ethanol	1.374	193.398
n-Propanol	2.467	215.517

### Scottsdale Police Department Crime Lab Volatiles Analysis

Sample:	1343157	Vial:	14
Description:		LIMS ID:	
Method:	ethanol quant.M	Sequence:	10May21
Instrument:	US14173023 CN14160045	Injection date:	5/10/2021 1:29:36 PM
Data file:	C:\Chem32\1\Data\10May21\14.D	Analyst:	Abbott

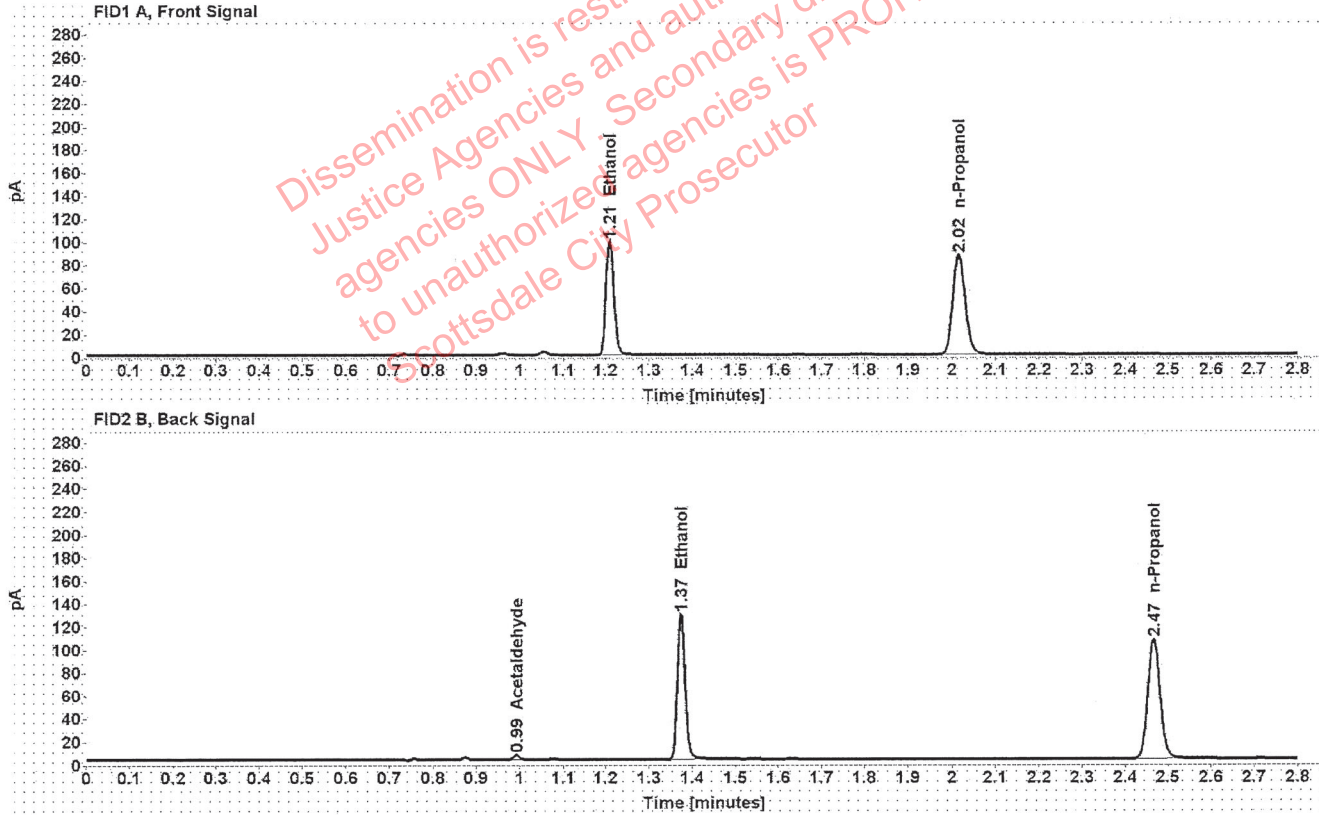


Table 1: FID 1 A (column DB-ALC1)

Compound	Amount (g/100mL)	Time (min)	Peak Area
>Ethanol	0.1996	1.210	126.456
n-Propanol	-----	2.016	172.380

Table 2: FID 2 B (column DB-ALC2)

Compound	Time (min)	Peak Area
Acetaldehyde	0.992	3.918
Ethanol	1.374	156.640
n-Propanol	2.467	211.133

## Scottsdale Police Department Crime Lab Volatiles Analysis

Sample:	1343157	Vial:	15
Description:	[REDACTED]	LIMS ID:	[REDACTED]
Method:	ethanol quant.M	Sequence:	10May21
Instrument:	US14173023 CN14160045	Injection date:	5/10/2021 1:33:36 PM
Data file:	C:\Chem32\1\Data\10May21\15.D	Analyst:	Abbott

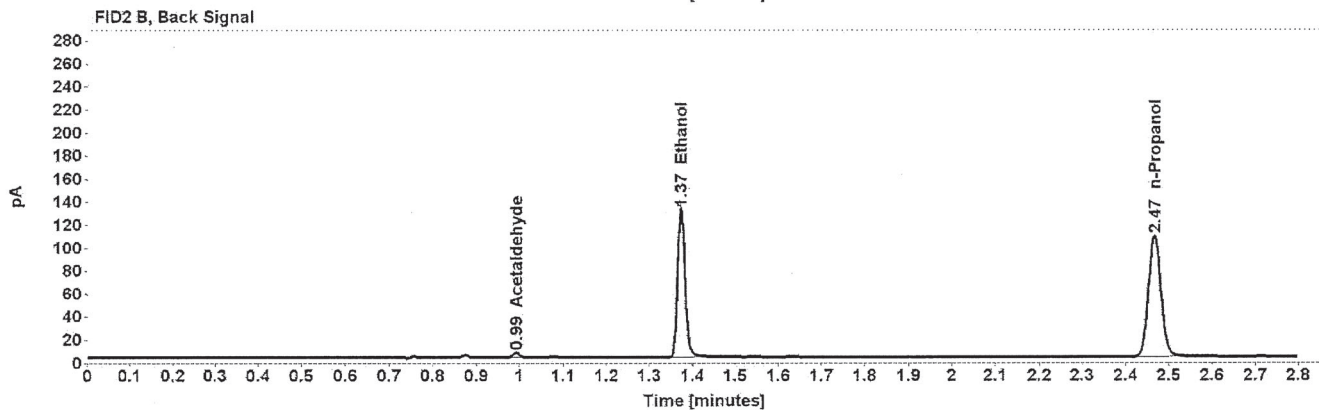
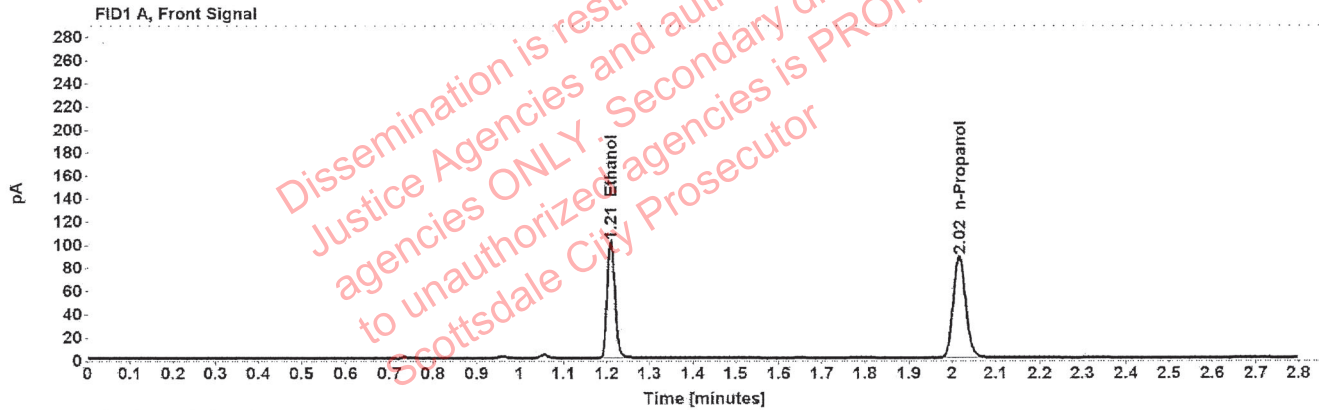


Table 1: FID 1 A (column DB-ALC1)

Compound	Amount (g/100mL)	Time (min)	Peak Area
>Ethanol	0.2004	1.210	128.808
n-Propanol	-----	2.016	174.920

Table 2: FID 2 B (column DB-ALC2)

Compound	Time (min)	Peak Area
Acetaldehyde	0.992	3.983
Ethanol	1.374	159.693
n-Propanol	2.467	214.503

### Scottsdale Police Department Crime Lab Volatiles Analysis

Sample:	1342443	Vial:	16
Description:		LIMS ID:	
Method:	ethanol quant.M	Sequence:	10May21
Instrument:	US14173023 CN14160045	Injection date:	5/10/2021 1:37:36 PM
Data file:	C:\Chem32\1\Data\10May21\16.D	Analyst:	Abbott

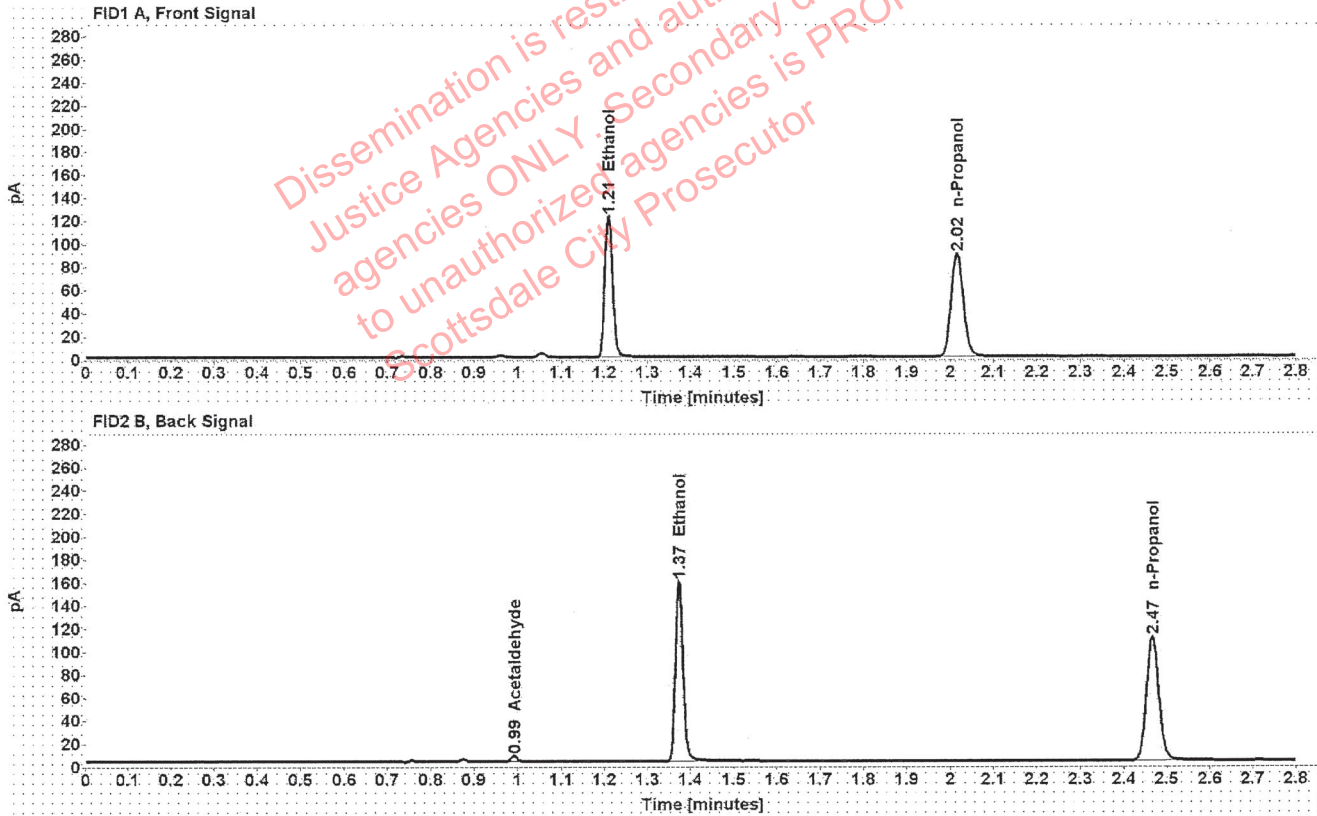


Table 1: FID 1 A (column DB-ALC1)

Compound	Amount (g/100mL)	Time (min)	Peak Area
>Ethanol	0.2382	1.209	155.797
n-Propanol	-----	2.016	177.824

Table 2: FID 2 B (column DB-ALC2)

Compound	Time (min)	Peak Area
Acetaldehyde	0.992	4.670
Ethanol	1.374	193.774
n-Propanol	2.466	218.132

## Scottsdale Police Department Crime Lab Volatiles Analysis

Sample:	1342443	Vial:	17
Description:	[REDACTED]	LIMS ID:	[REDACTED]
Method:	ethanol quant.M	Sequence:	10May21
Instrument:	US14173023 CN14160045	Injection date:	5/10/2021 1:41:36 PM
Data file:	C:\Chem32\1\Data\10May21\17.D	Analyst:	Abbott

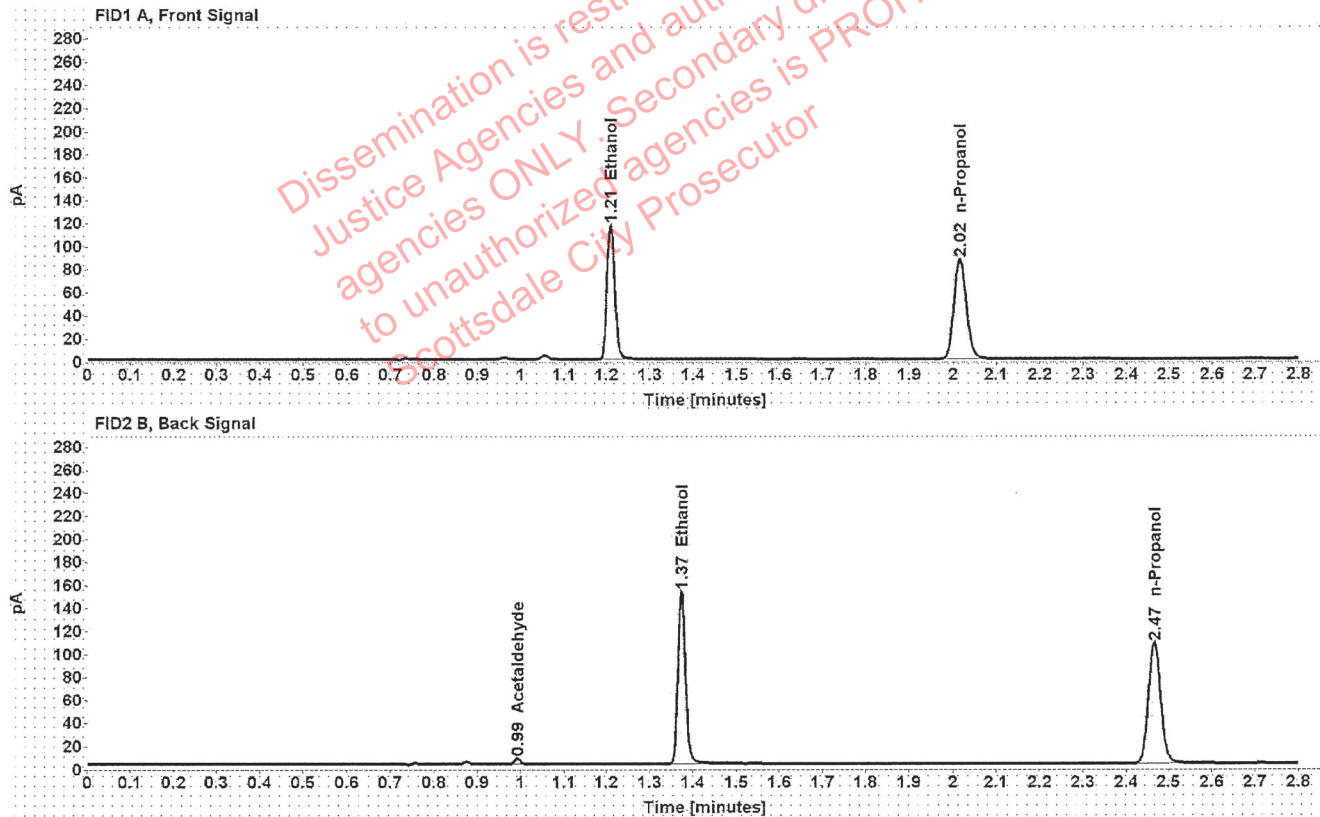


Table 1: FID 1 A (column DB-ALC1)

Compound	Amount (g/100mL)	Time (min)	Peak Area
>Ethanol	0.2344	1.209	149.165
n-Propanol	-----	2.016	173.028

Table 2: FID 2 B (column DB-ALC2)

Compound	Time (min)	Peak Area
Acetaldehyde	0.992	4.565
Ethanol	1.374	185.636
n-Propanol	2.466	212.525

## Scottsdale Police Department Crime Lab Volatiles Analysis

Sample:	1360510	Vial:	18
Description:	[REDACTED]	LIMS ID:	[REDACTED]
Method:	ethanol quant.M	Sequence:	10May21
Instrument:	US14173023 CN14160045	Injection date:	5/10/2021 1:45:36 PM
Data file:	C:\Chem32\1\Data\10May21\18.D	Analyst:	Abbott

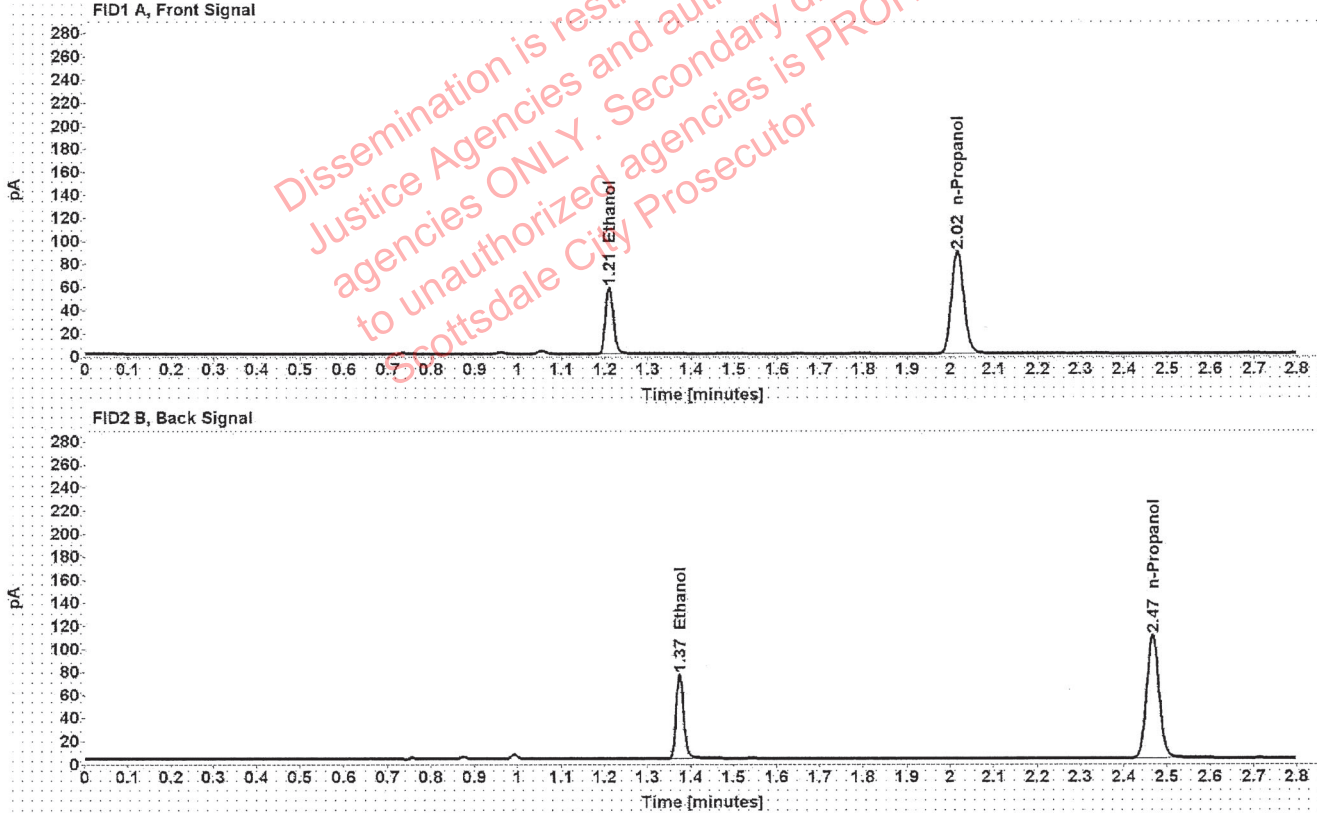


Table 1: FID 1 A (column DB-ALC1)

Compound	Amount (g/100mL)	Time (min)	Peak Area
>Ethanol	0.1136	1.210	73.643
n-Propanol	-----	2.016	177.030

Table 2: FID 2 B (column DB-ALC2)

Compound	Time (min)	Peak Area
Ethanol	1.374	90.877
n-Propanol	2.466	217.134



### Scottsdale Police Department Crime Lab Volatiles Analysis

Sample:	1360510	Vial:	19
Description:		LIMS ID:	
Method:	ethanol quant.M	Sequence:	10May21
Instrument:	US14173023 CN14160045	Injection date:	5/10/2021 1:49:51 PM
Data file:	C:\Chem32\1\Data\10May21\19.D	Analyst:	Abbott

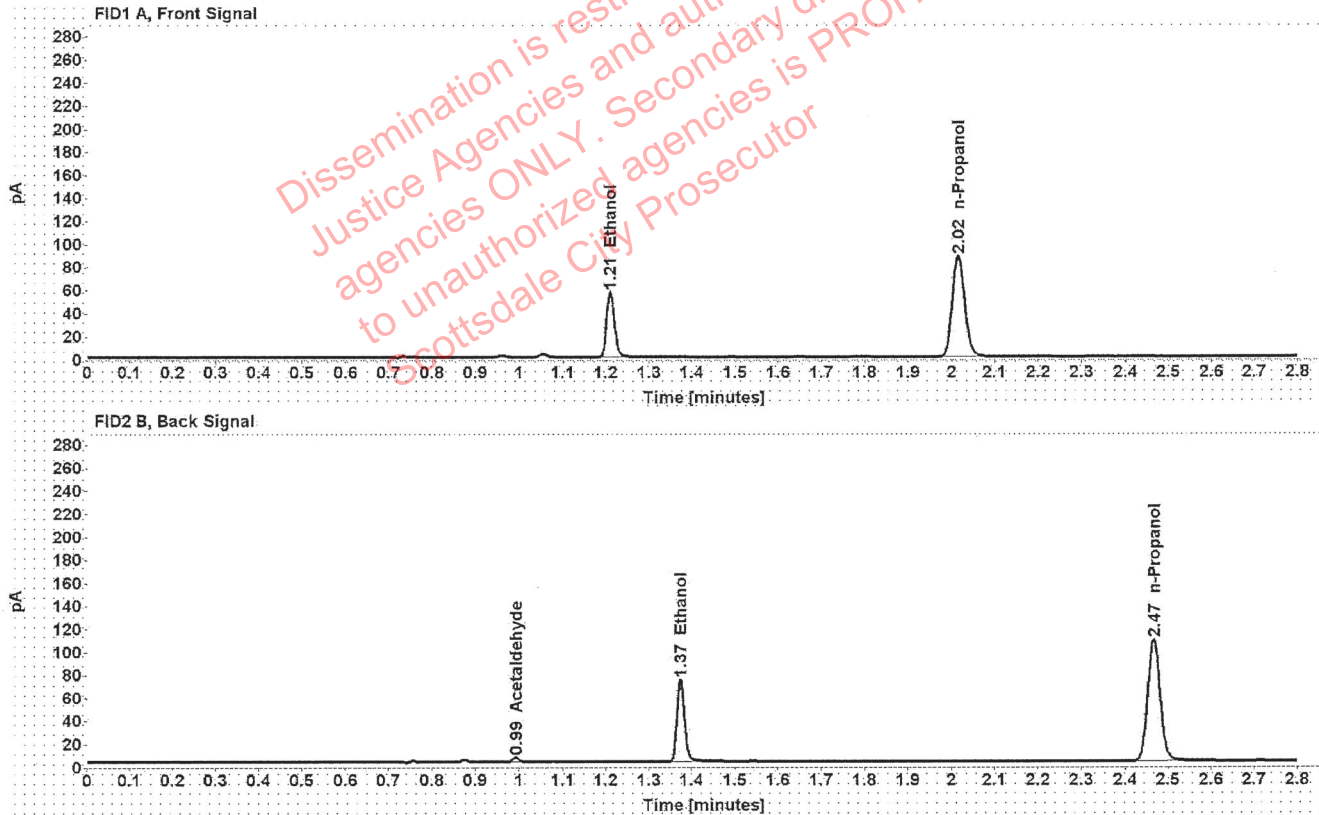


Table 1: FID 1 A (column DB-ALC1)

Compound	Amount (g/100mL)	Time (min)	Peak Area
>Ethanol	0.1124	1.210	72.032
n-Propanol	-----	2.016	175.072

Table 2: FID 2 B (column DB-ALC2)

Compound	Time (min)	Peak Area
Acetaldehyde	0.992	3.756
Ethanol	1.374	89.101
n-Propanol	2.466	214.595

### Scottsdale Police Department Crime Lab Volatiles Analysis

Sample:	1368916	Vial:	21
Description:		LIMS ID:	
Method:	ethanol quant.M	Sequence:	10May21
Instrument:	US14173023 CN14160045	Injection date:	5/10/2021 1:57:51 PM
Data file:	C:\Chem32\1\Data\10May21\21.D	Analyst:	Abbott

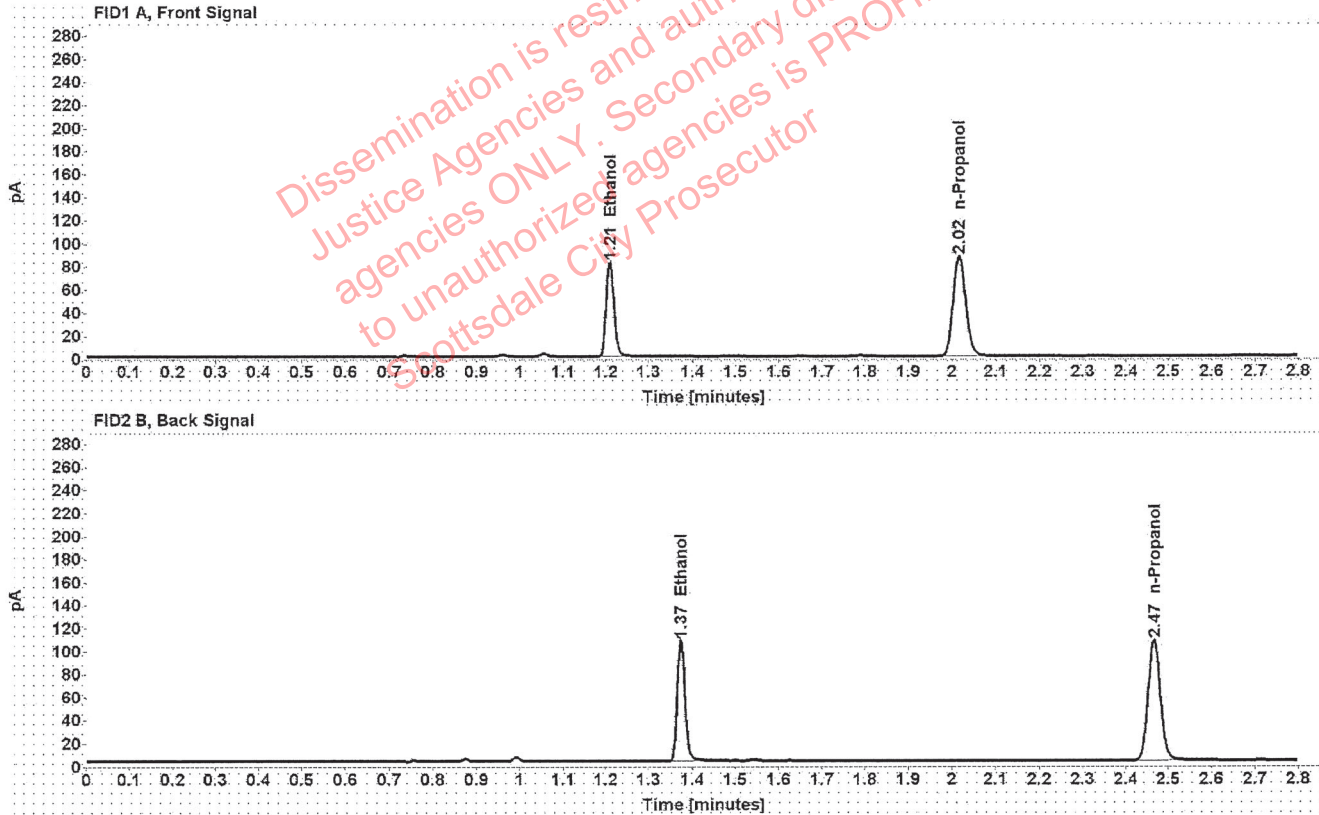


Table 1: FID 1 A (column DB-ALC1)

Compound	Amount (g/100mL)	Time (min)	Peak Area
>Ethanol	0.1654	1.210	104.866
n-Propanol	-----	2.016	172.676

Table 2: FID 2 B (column DB-ALC2)

Compound	Time (min)	Peak Area
Ethanol	1.374	130.037
n-Propanol	2.466	211.631

## Scottsdale Police Department Crime Lab Volatiles Analysis

Sample:	1368916	Vial:	22
Description:	[REDACTED]	LIMS ID:	[REDACTED]
Method:	ethanol quant.M	Sequence:	10May21
Instrument:	US14173023 CN14160045	Injection date:	5/10/2021 2:01:51 PM
Data file:	C:\Chem32\1\Data\10May21\22.D	Analyst:	Abbott

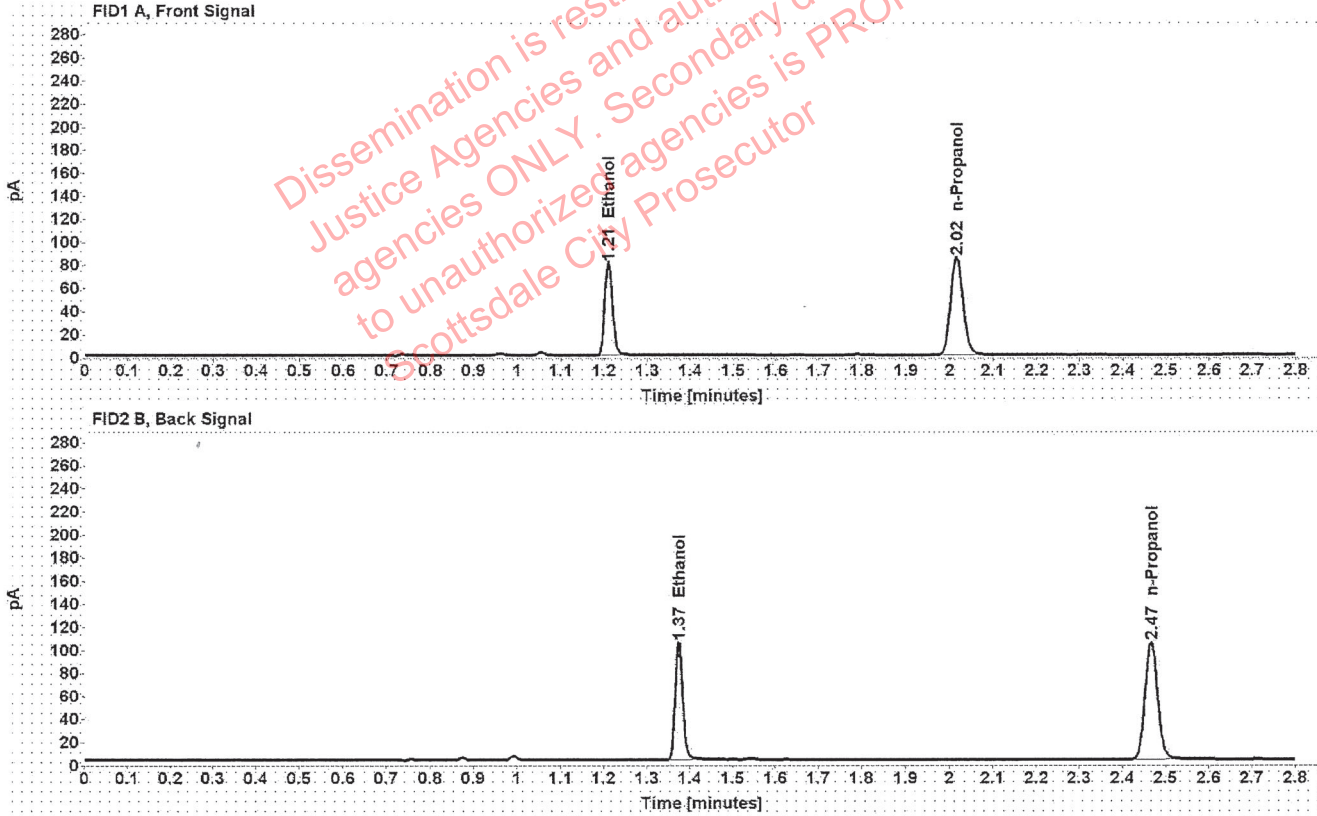


Table 1: FID 1 A (column DB-ALC1)

Compound	Amount (g/100mL)	Time (min)	Peak Area
>Ethanol	0.1652	1.210	102.367
n-Propanol	-----	2.016	168.816

Table 2: FID 2 B (column DB-ALC2)

Compound	Time (min)	Peak Area
Ethanol	1.374	126.745
n-Propanol	2.467	206.810

### Scottsdale Police Department Crime Lab Volatiles Analysis

Sample:	1369128	Vial:	23
Description:		LIMS ID:	
Method:	ethanol quant.M	Sequence:	10May21
Instrument:	US14173023 CN14160045	Injection date:	5/10/2021 2:05:52 PM
Data file:	C:\Chem32\1\Data\10May21\23.D	Analyst:	Abbott

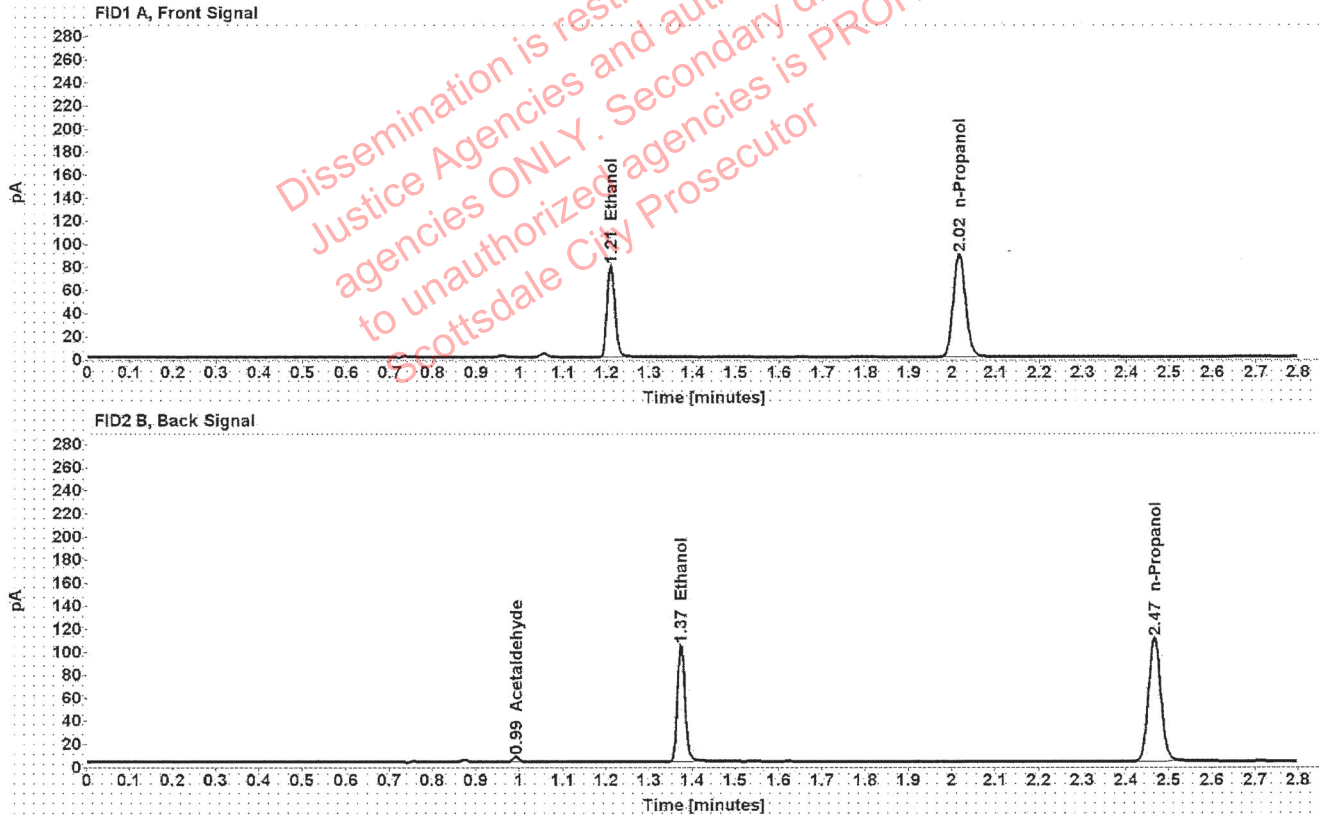


Table 1: FID 1 A (column DB-ALC1)

Compound	Amount (g/100mL)	Time (min)	Peak Area
>Ethanol	0.1554	1.210	101.231
n-Propanol	-----	2.016	177.499

Table 2: FID 2 B (column DB-ALC2)

Compound	Time (min)	Peak Area
Acetaldehyde	0.993	4.345
Ethanol	1.374	125.475
n-Propanol	2.467	217.643

### Scottsdale Police Department Crime Lab Volatiles Analysis

Sample:	1369128	Vial:	24
Description:		LIMS ID:	
Method:	ethanol quant.M	Sequence:	10May21
Instrument:	US14173023 CN14160045	Injection date:	5/10/2021 2:09:51 PM
Data file:	C:\Chem32\1\Data\10May21\24.D	Analyst:	Abbott

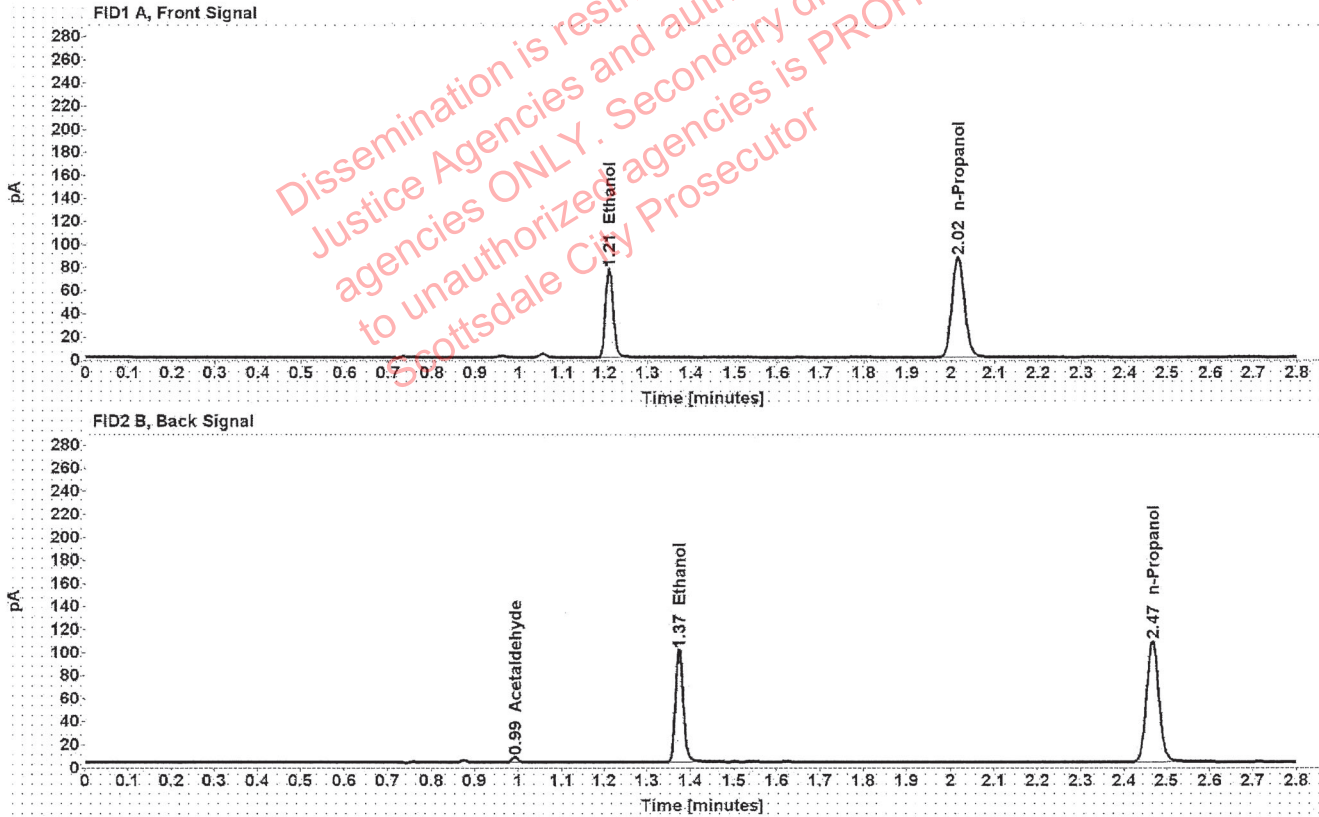


Table 1: FID 1 A (column DB-ALC1)

Compound	Amount (g/100mL)	Time (min)	Peak Area
>Ethanol	0.1540	1.210	98.050
n-Propanol	-----	2.016	173.554

Table 2: FID 2 B (column DB-ALC2)

Compound	Time (min)	Peak Area
Acetaldehyde	0.992	4.246
Ethanol	1.374	121.218
n-Propanol	2.467	212.953

### Scottsdale Police Department Crime Lab Volatiles Analysis

Sample:	1369250	Vial:	25
Description:	[REDACTED]	LIMS ID:	[REDACTED]
Method:	ethanol quant.M	Sequence:	10May21
Instrument:	US14173023 CN14160045	Injection date:	5/10/2021 2:14:06 PM
Data file:	C:\Chem32\1\Data\10May21\25.D	Analyst:	Abbott

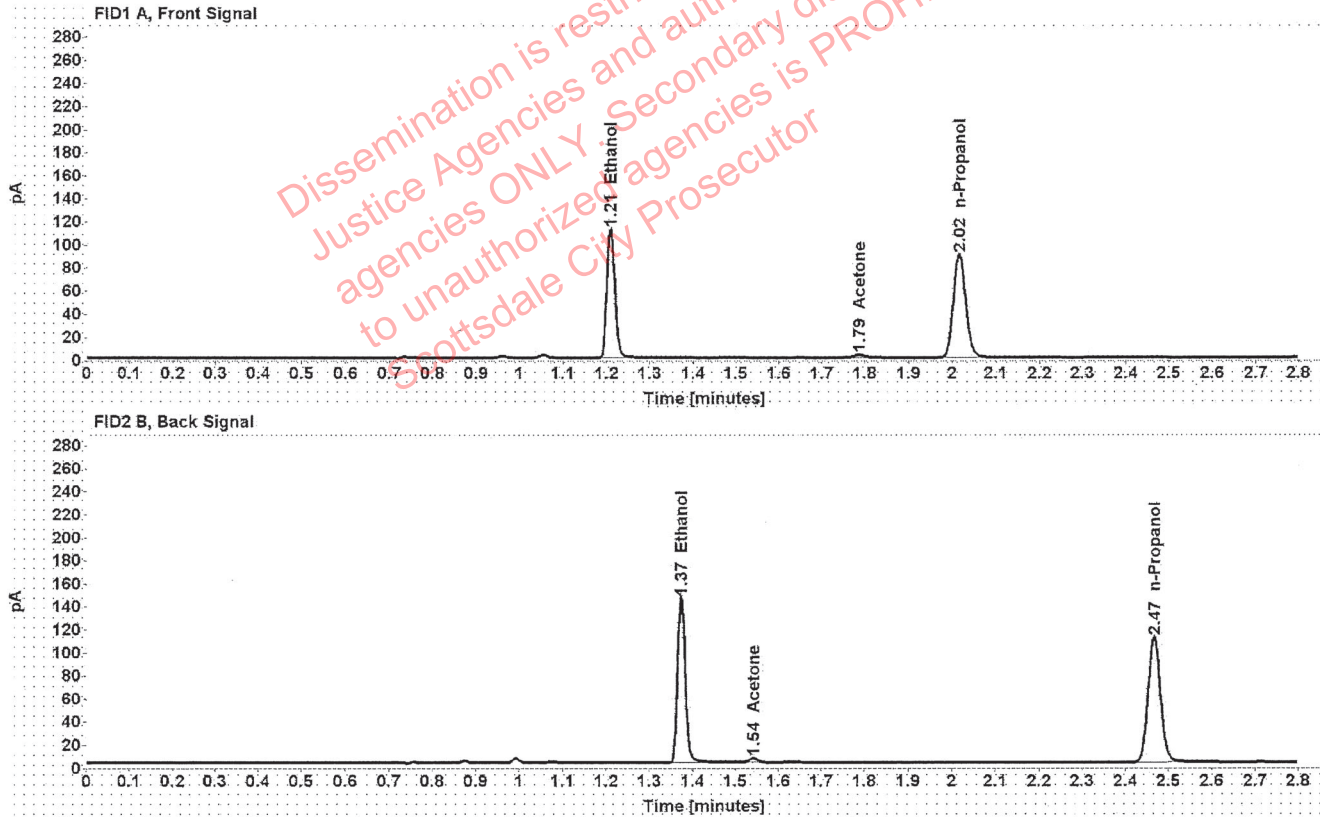


Table 1: FID 1 A (column DB-ALC1)

Compound	Amount (g/100mL)	Time (min)	Peak Area
>Ethanol	0.2172	1.210	143.084
Acetone	-----	1.787	4.039
n-Propanol	-----	2.016	179.186

Table 2: FID 2 B (column DB-ALC2)

Compound	Time (min)	Peak Area
Ethanol	1.374	178.115
Acetone	1.542	4.829
n-Propanol	2.467	219.720

### Scottsdale Police Department Crime Lab Volatiles Analysis

Sample:	1369250	Vial:	26
Description:		LIMS ID:	
Method:	ethanol quant.M	Sequence:	10May21
Instrument:	US14173023 CN14160045	Injection date:	5/10/2021 2:18:06 PM
Data file:	C:\Chem32\1\Data\10May21\26.D	Analyst:	Abbott

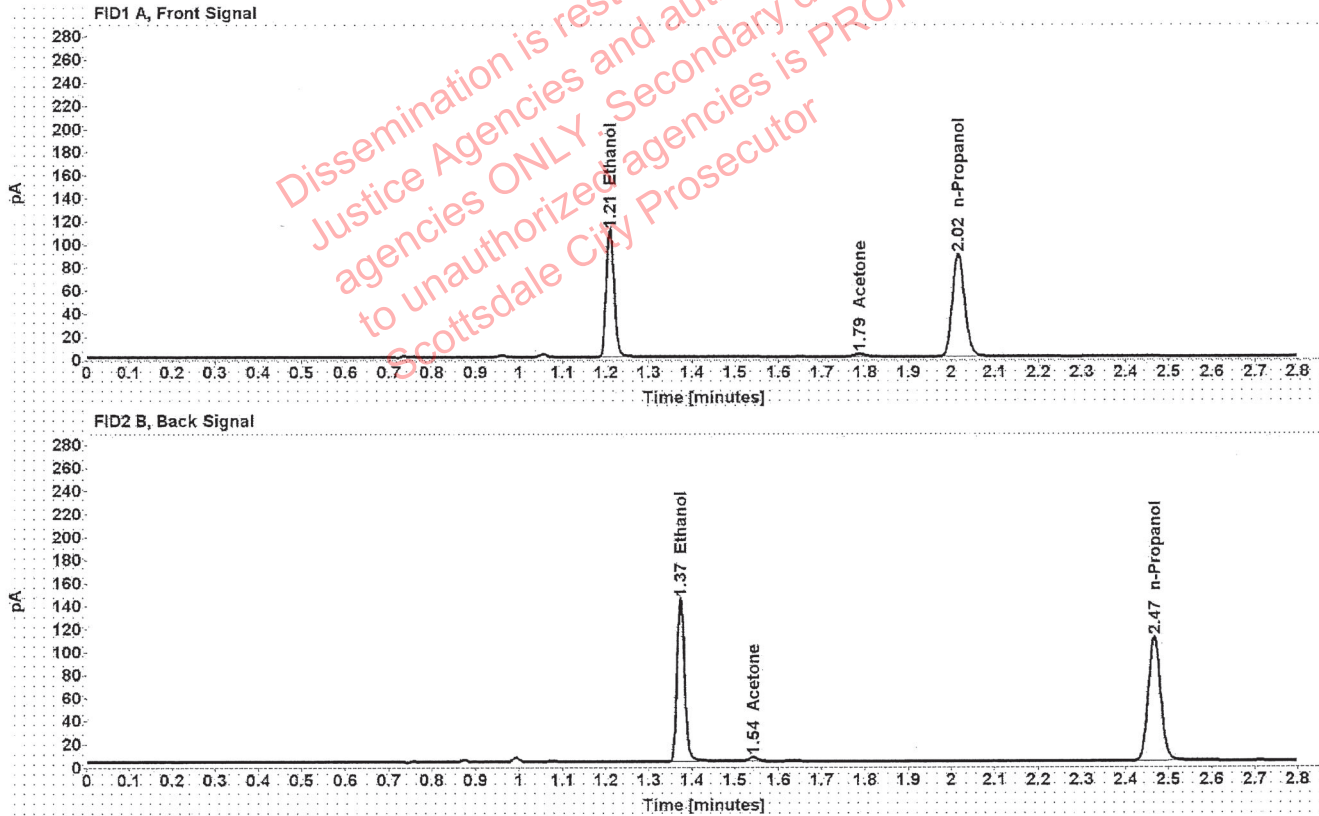


Table 1: FID 1 A (column DB-ALC1)

Compound	Amount (g/100mL)	Time (min)	Peak Area
>Ethanol	0.2158	1.210	141.168
Acetone	-----	1.787	4.026
n-Propanol	-----	2.016	177.923

Table 2: FID 2 B (column DB-ALC2)

Compound	Time (min)	Peak Area
Ethanol	1.374	175.834
Acetone	1.542	4.801
n-Propanol	2.467	218.235

### Scottsdale Police Department Crime Lab Volatiles Analysis

Sample:	1369134	Vial:	27
Description:		LIMS ID:	
Method:	ethanol quant.M	Sequence:	10May21
Instrument:	US14173023 CN14160045	Injection date:	5/10/2021 2:22:06 PM
Data file:	C:\Chem32\1\Data\10May21\27.D	Analyst:	Abbott

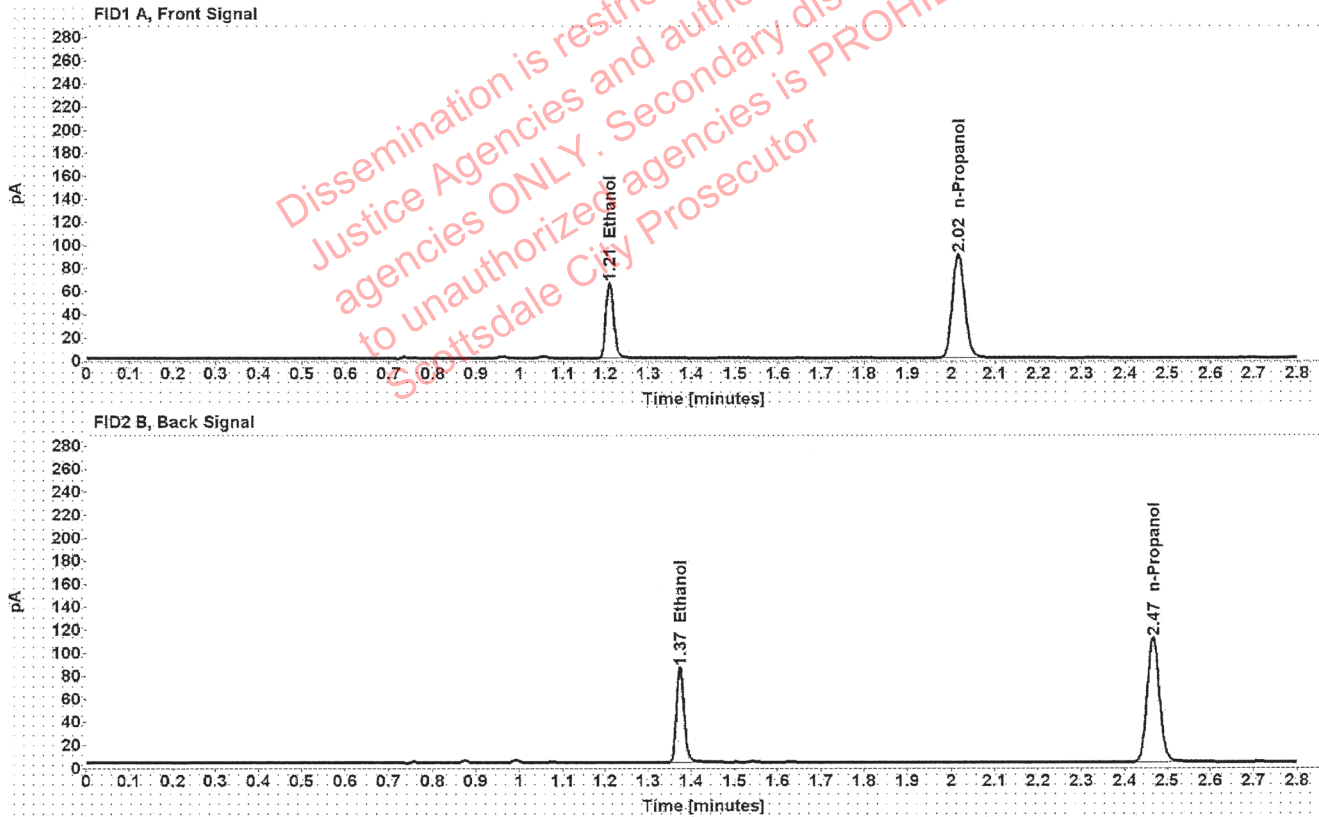


Table 1: FID 1 A (column DB-ALC1)

Compound	Amount (g/100mL)	Time (min)	Peak Area
>Ethanol	0.1267	1.210	83.034
n-Propanol	-----	2.016	178.921

Table 2: FID 2 B (column DB-ALC2)

Compound	Time (min)	Peak Area
Ethanol	1.374	102.814
n-Propanol	2.466	219.812



### Scottsdale Police Department Crime Lab Volatiles Analysis

Sample:	1369134	Vial:	28
Description:	[REDACTED]	LIMS ID:	[REDACTED]
Method:	ethanol quant.M	Sequence:	10May21
Instrument:	US14173023 CN14160045	Injection date:	5/10/2021 2:26:06 PM
Data file:	C:\Chem32\1\Data\10May21\28.D	Analyst:	Abbott

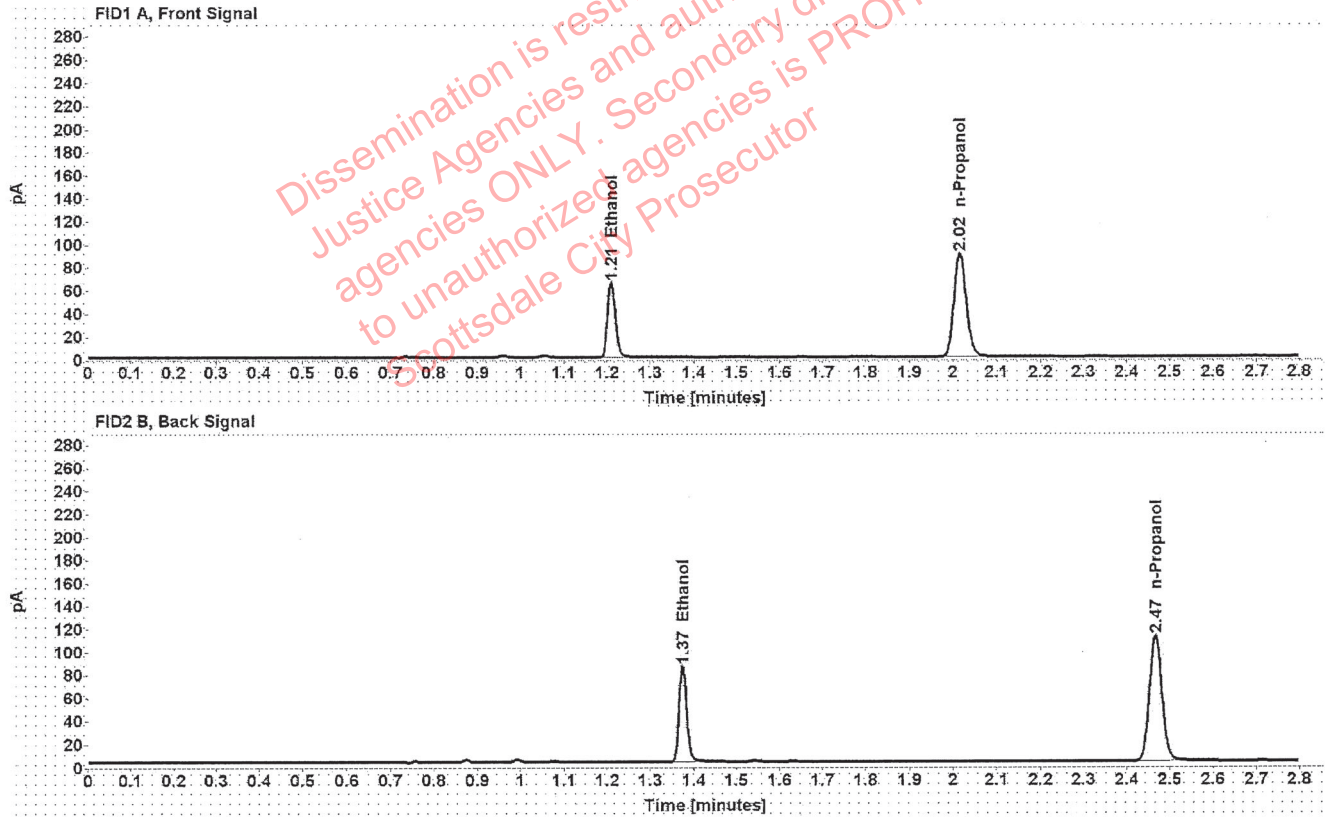


Table 1: FID 1 A (column DB-ALC1)

Compound	Amount (g/100mL)	Time (min)	Peak Area
>Ethanol	0.1266	1.210	83.259
n-Propanol	-----	2.016	179.494

Table 2: FID 2 B (column DB-ALC2)

Compound	Time (min)	Peak Area
Ethanol	1.374	103.070
n-Propanol	2.467	220.498

### Scottsdale Police Department Crime Lab Volatiles Analysis

Sample:	1369415	Vial:	29
Description:	[REDACTED]	LIMS ID:	[REDACTED]
Method:	ethanol quant.M	Sequence:	10May21
Instrument:	US14173023 CN14160045	Injection date:	5/10/2021 2:30:07 PM
Data file:	C:\Chem32\1\Data\10May21\29.D	Analyst:	Abbott

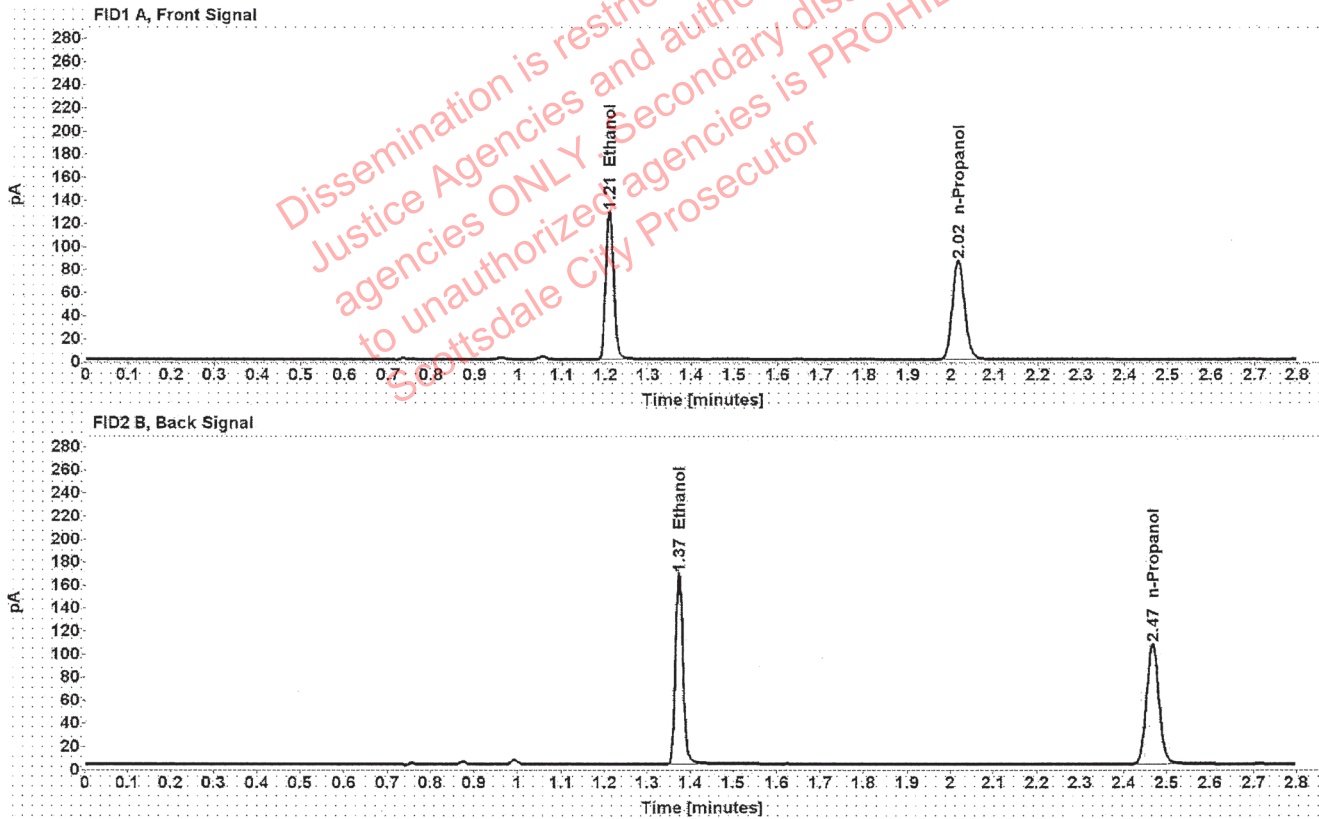


Table 1: FID 1 A (column DB-ALC1)

Compound	Amount (g/100mL)	Time (min)	Peak Area
>Ethanol	0.2595	1.209	164.103
n-Propanol	-----	2.016	171.866

Table 2: FID 2 B (column DB-ALC2)

Compound	Time (min)	Peak Area
Ethanol	1.374	204.548
n-Propanol	2.467	211.169

### Scottsdale Police Department Crime Lab Volatiles Analysis

Sample:	1369415	Vial:	30
Description:		LIMS ID:	
Method:	ethanol quant.M	Sequence:	10May21
Instrument:	US14173023 CN14160045	Injection date:	5/10/2021 2:34:06 PM
Data file:	C:\Chem32\1\Data\10May21\30.D	Analyst:	Abbott

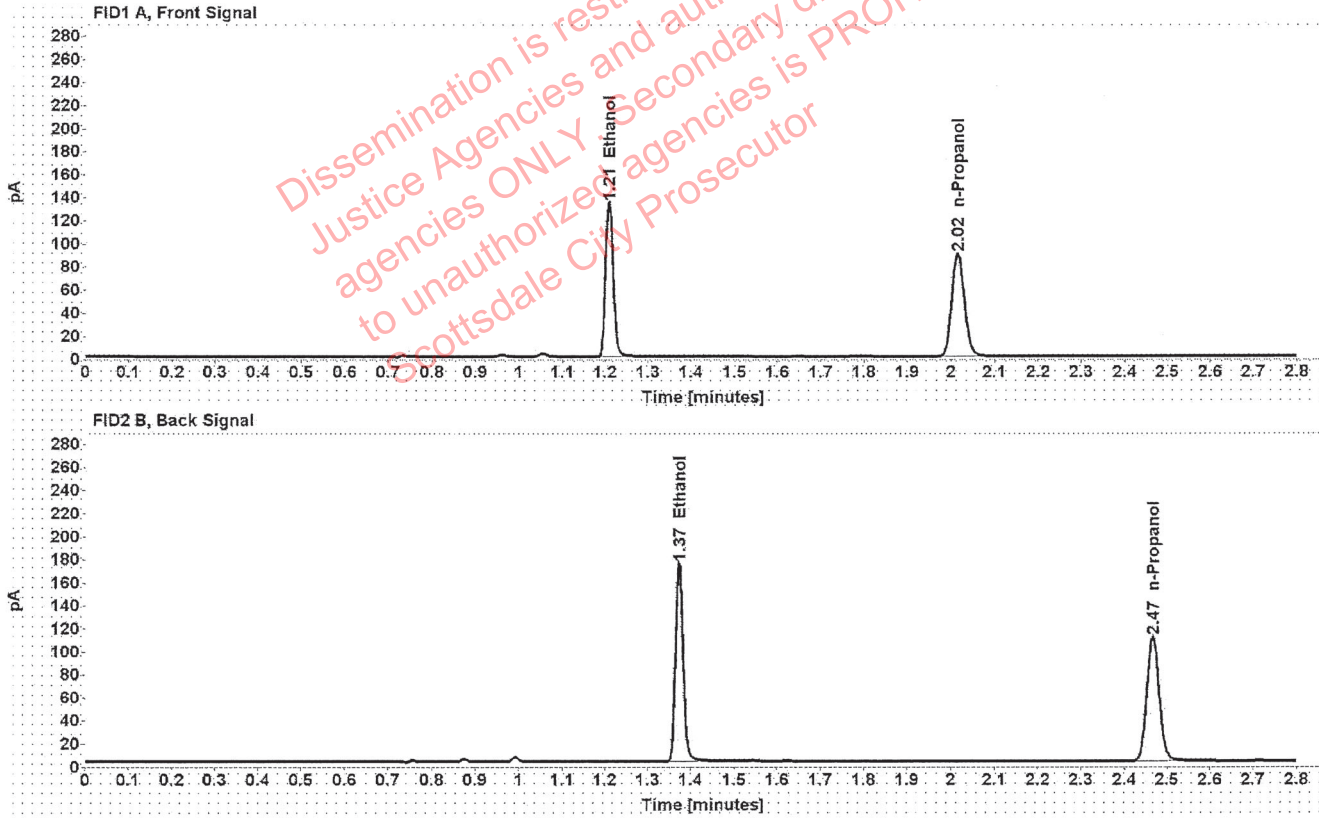


Table 1: FID 1 A (column DB-ALC1)

Compound	Amount (g/100mL)	Time (min)	Peak Area
>Ethanol	0.2619	1.209	171.291
n-Propanol	-----	2.016	177.745

Table 2: FID 2 B (column DB-ALC2)

Compound	Time (min)	Peak Area
Ethanol	1.374	213.312
n-Propanol	2.467	218.573

### Scottsdale Police Department Crime Lab Volatiles Analysis

Sample:	28501TC	Vial:	32
Description:	[REDACTED]	LIMS ID:	[REDACTED]
Method:	ethanol quant.M	Sequence:	10May21
Instrument:	US14173023 CN14160045	Injection date:	5/10/2021 2:42:21 PM
Data file:	C:\Chem32\1\Data\10May21\32.D	Analyst:	Abbott

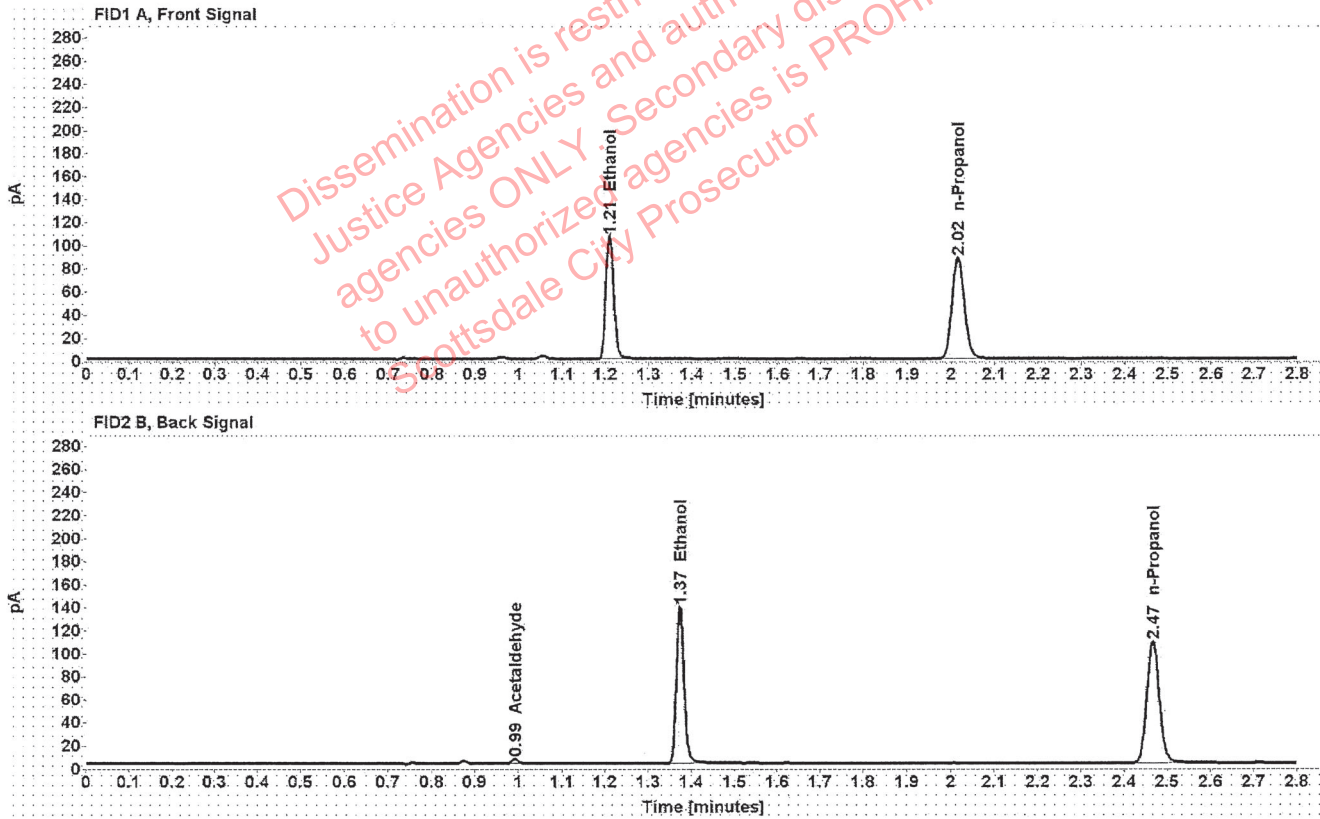


Table 1: FID 1 A (column DB-ALC1)

Compound	Amount (g/100mL)	Time (min)	Peak Area
>Ethanol	0.2114	1.210	135.721
n-Propanol	-----	2.016	174.598

Table 2: FID 2 B (column DB-ALC2)

Compound	Time (min)	Peak Area
Acetaldehyde	0.993	3.938
Ethanol	1.374	168.508
n-Propanol	2.467	214.548

### Scottsdale Police Department Crime Lab Volatiles Analysis

Sample:	28501TC	Vial:	33
Description:	[REDACTED]	LIMS ID:	[REDACTED]
Method:	ethanol quant.M	Sequence:	10May21
Instrument:	US14173023 CN14160045	Injection date:	5/10/2021 2:46:21 PM
Data file:	C:\Chem32\1\Data\10May21\33.D	Analyst:	Abbott

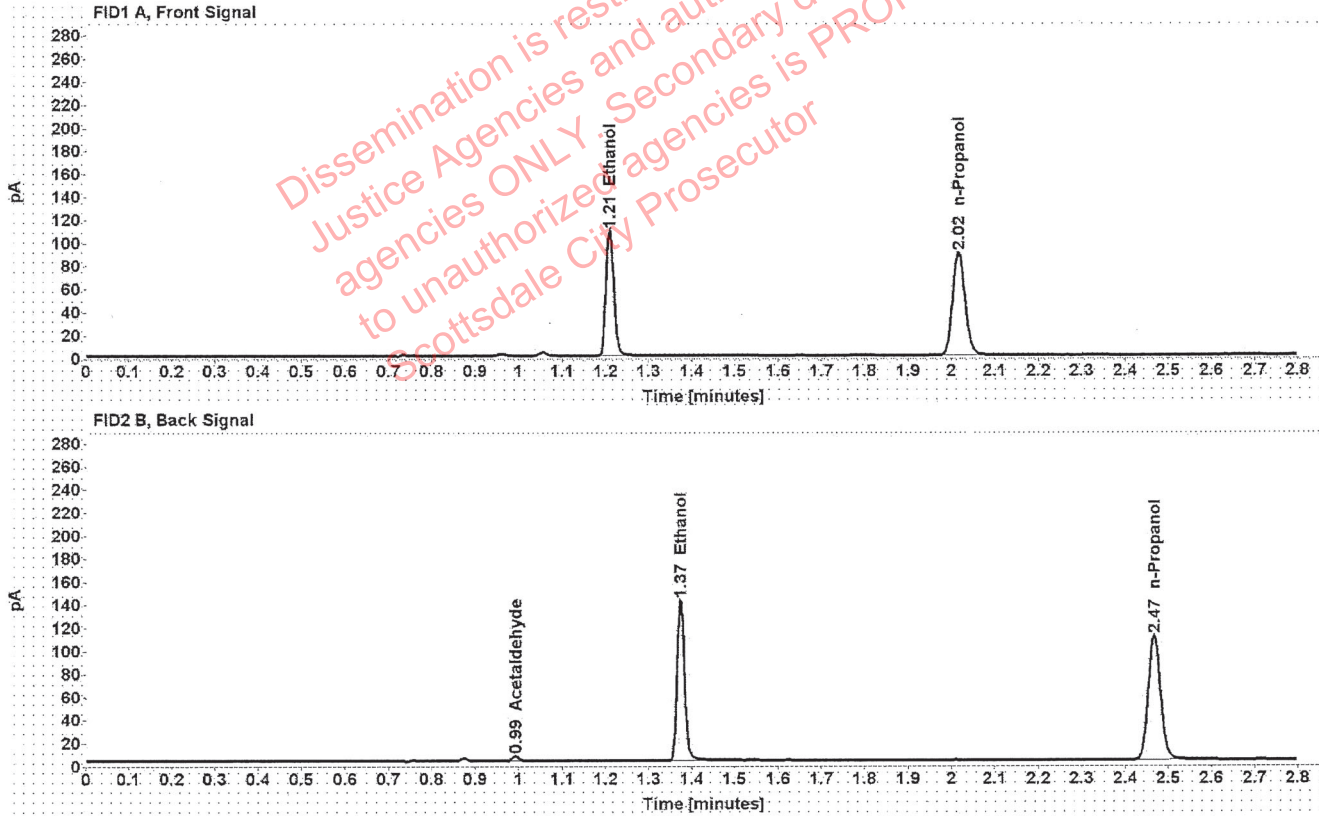


Table 1: FID 1 A (column DB-ALC1)

Compound	Amount (g/100mL)	Time (min)	Peak Area
>Ethanol	0.2126	1.210	139.077
n-Propanol	-----	2.016	177.963

Table 2: FID 2 B (column DB-ALC2)

Compound	Time (min)	Peak Area
Acetaldehyde	0.993	4.000
Ethanol	1.374	173.245
n-Propanol	2.467	218.914

### Scottsdale Police Department Crime Lab Volatiles Analysis

Sample:	33801NL	Vial:	34
Description:	[REDACTED]	LIMS ID:	[REDACTED]
Method:	ethanol quant.M	Sequence:	10May21
Instrument:	US14173023 CN14160045	Injection date:	5/10/2021 2:50:21 PM
Data file:	C:\Chem32\1\Data\10May21\34.D	Analyst:	Abbott

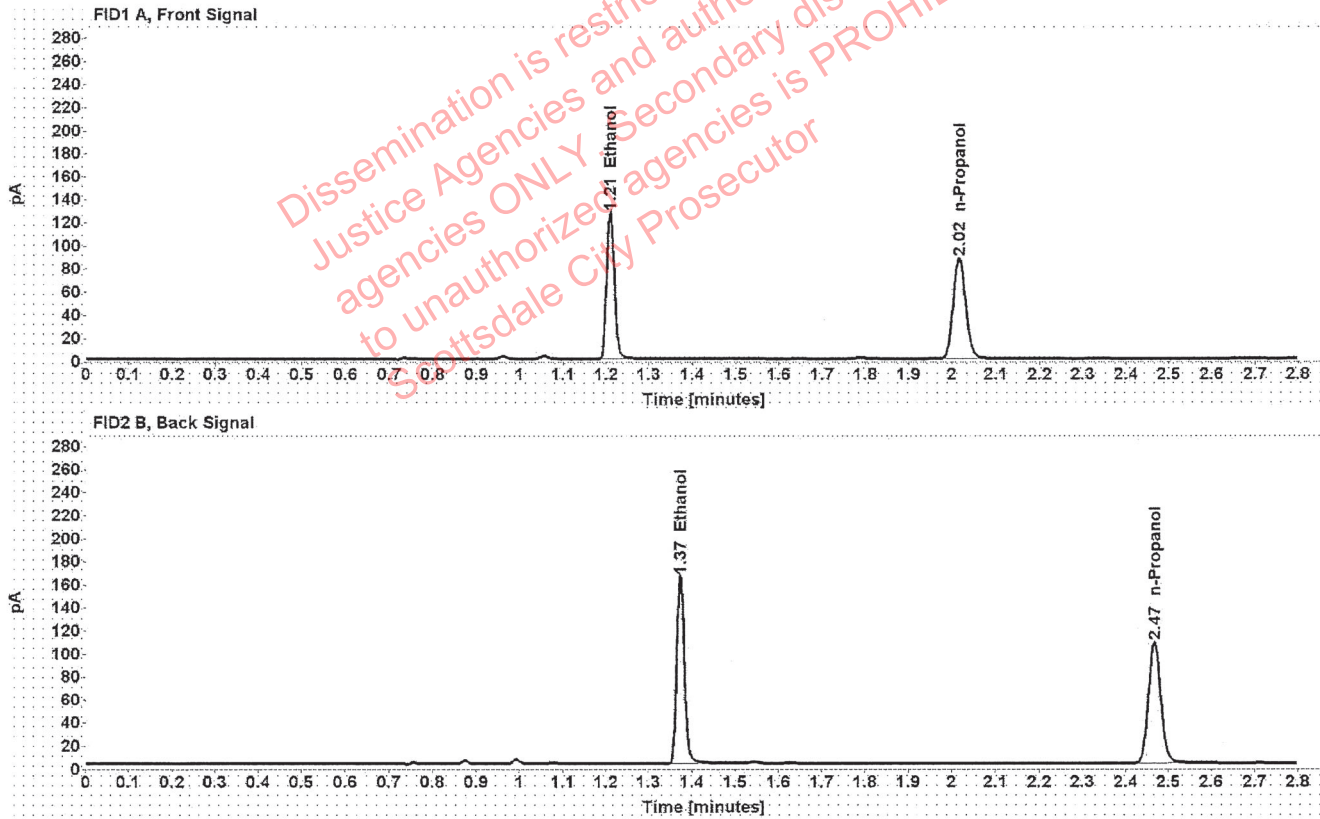


Table 1: FID 1 A (column DB-ALC1)

Compound	Amount (g/100mL)	Time (min)	Peak Area
>Ethanol	0.2534	1.210	161.872
n-Propanol	-----	2.016	173.647

Table 2: FID 2 B (column DB-ALC2)

Compound	Time (min)	Peak Area
Ethanol	1.374	201.564
n-Propanol	2.467	213.463

### Scottsdale Police Department Crime Lab Volatiles Analysis

Sample:	33801NL	Vial:	35
Description:	[REDACTED]	LIMS ID:	[REDACTED]
Method:	ethanol quant.M	Sequence:	10May21
Instrument:	US14173023 CN14160045	Injection date:	5/10/2021 2:54:21 PM
Data file:	C:\Chem32\1\Data\10May21\35.D	Analyst:	Abbott

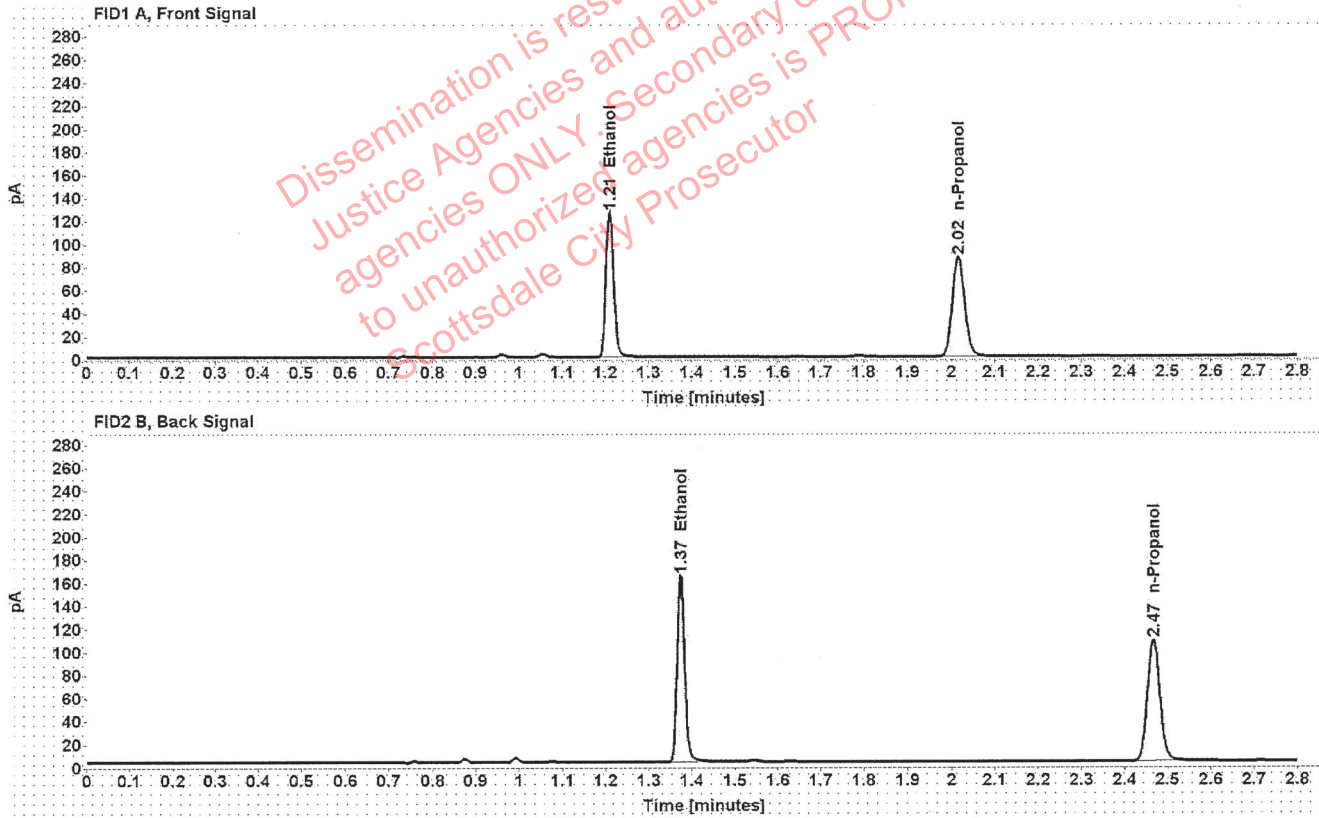


Table 1: FID 1 A (column DB-ALC1)

Compound	Amount (g/100mL)	Time (min)	Peak Area
>Ethanol	0.2527	1.210	160.716
n-Propanol	-----	2.016	172.868

Table 2: FID 2 B (column DB-ALC2)

Compound	Time (min)	Peak Area
Ethanol	1.374	200.256
n-Propanol	2.467	211.999

[REDACTED]: Abbott, Lori - (11-May-2021)

Case: [REDACTED] User: LAbbott 5/11/2021

### Scottsdale Police Department Crime Lab Volatiles Analysis

Sample:	20001NV	Vial:	36
Description:	[REDACTED]	LIMS ID:	[REDACTED]
Method:	ethanol quant.M	Sequence:	10May21
Instrument:	US14173023 CN14160045	Injection date:	5/10/2021 2:58:21 PM
Data file:	C:\Chem32\1\Data\10May21\36.D	Analyst:	Abbott

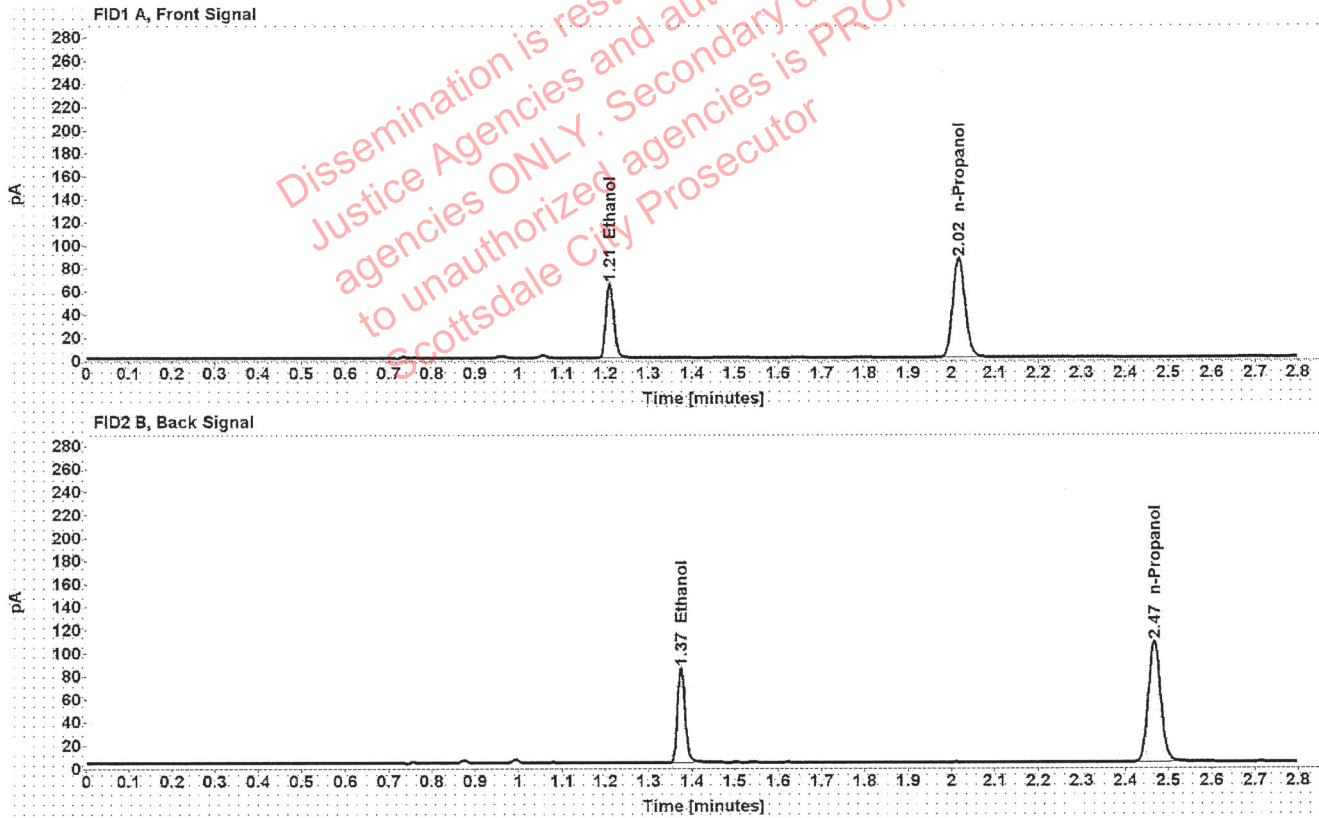


Table 1: FID 1 A (column DB-ALC1)

Compound	Amount (g/100mL)	Time (min)	Peak Area
>Ethanol	0.1301	1.210	82.164
n-Propanol	-----	2.016	172.380

Table 2: FID 2 B (column DB-ALC2)

Compound	Time (min)	Peak Area
Ethanol	1.374	101.940
n-Propanol	2.467	212.236



### Scottsdale Police Department Crime Lab Volatiles Analysis

Sample:	20001NV	Vial:	37
Description:	[REDACTED]	LIMS ID:	[REDACTED]
Method:	ethanol quant.M	Sequence:	10May21
Instrument:	US14173023 CN14160045	Injection date:	5/10/2021 3:02:36 PM
Data file:	C:\Chem32\1\Data\10May21\37.D	Analyst:	Abbott

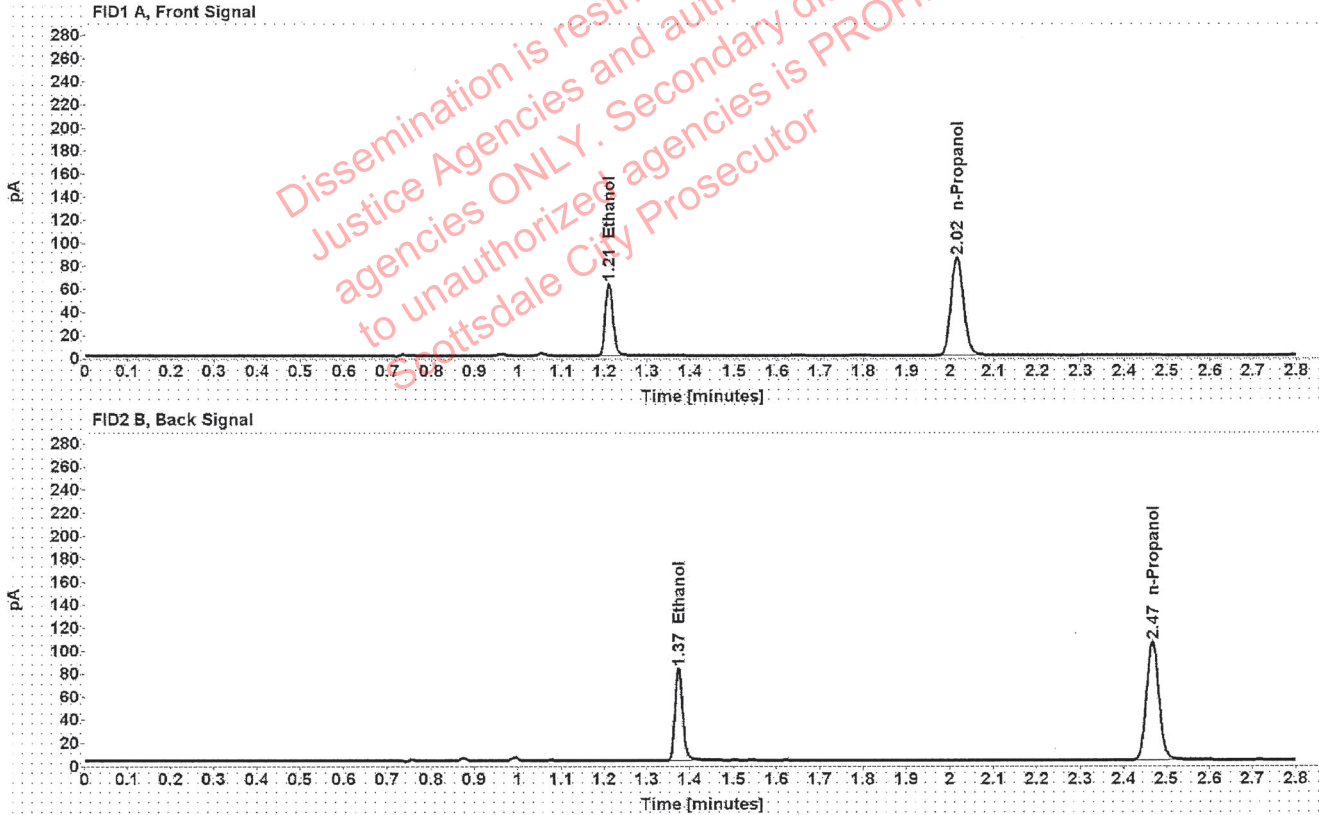


Table 1: FID 1 A (column DB-ALC1)

Compound	Amount (g/100mL)	Time (min)	Peak Area
>Ethanol	0.1293	1.210	80.597
n-Propanol	-----	2.016	170.119

Table 2: FID 2 B (column DB-ALC2)

Compound	Time (min)	Peak Area
Ethanol	1.374	100.070
n-Propanol	2.467	209.394

### Scottsdale Police Department Crime Lab Volatiles Analysis

Sample:	1369997	Vial:	38
Description:	[REDACTED]	LIMS ID:	[REDACTED]
Method:	ethanol quant.M	Sequence:	10May21
Instrument:	US14173023 CN14160045	Injection date:	5/10/2021 3:06:36 PM
Data file:	C:\Chem32\1\Data\10May21\38.D	Analyst:	Abbott

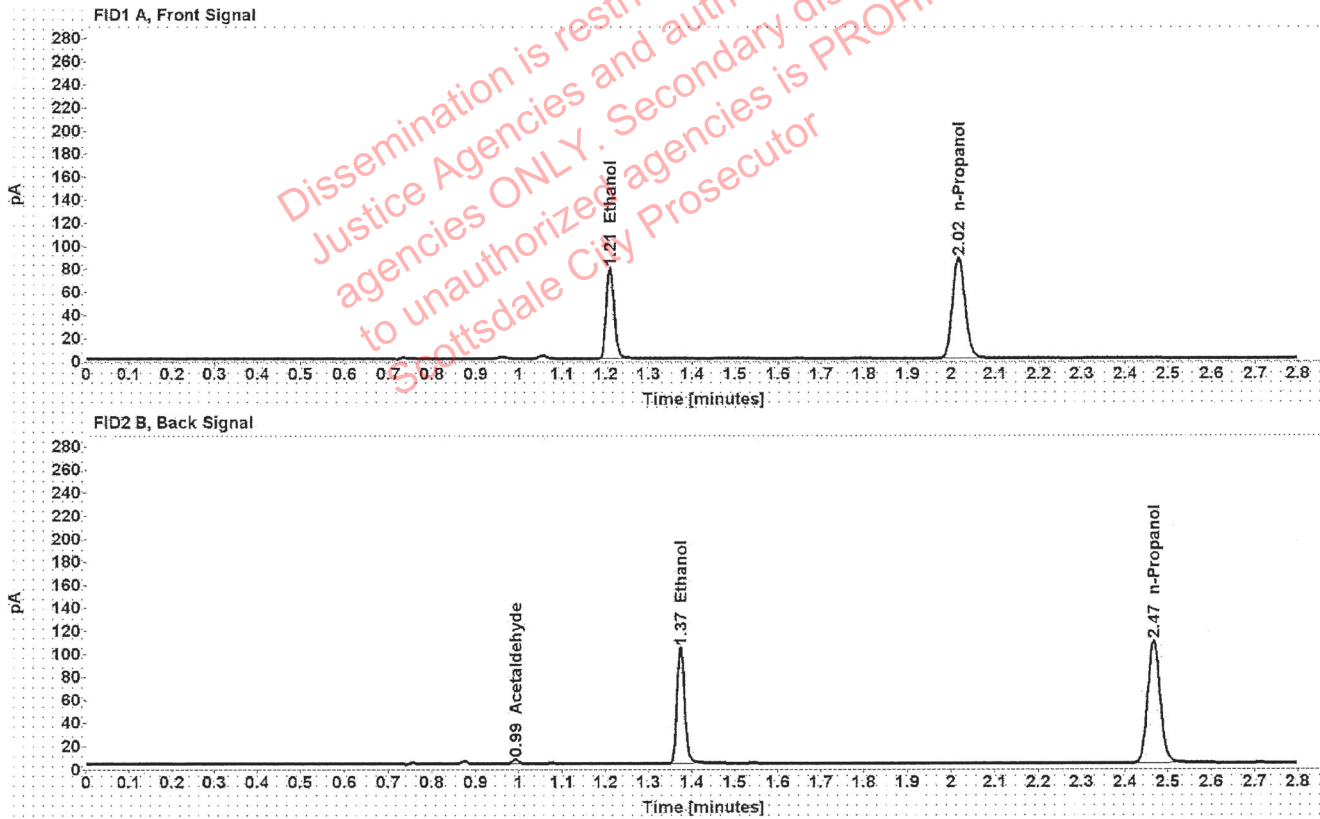


Table 1: FID 1 A (column DB-ALC1)

Compound	Amount (g/100mL)	Time (min)	Peak Area
>Ethanol	0.1568	1.210	100.796
n-Propanol	-----	2.016	175.219

Table 2: FID 2 B (column DB-ALC2)

Compound	Time (min)	Peak Area
Acetaldehyde	0.993	3.919
Ethanol	1.374	125.263
n-Propanol	2.467	215.539

### Scottsdale Police Department Crime Lab Volatiles Analysis

Sample:	1369997	Vial:	39
Description:	[REDACTED]	LIMS ID:	[REDACTED]
Method:	ethanol quant.M	Sequence:	10May21
Instrument:	US14173023 CN14160045	Injection date:	5/10/2021 3:10:37 PM
Data file:	C:\Chem32\1\Data\10May21\39.D	Analyst:	Abbott

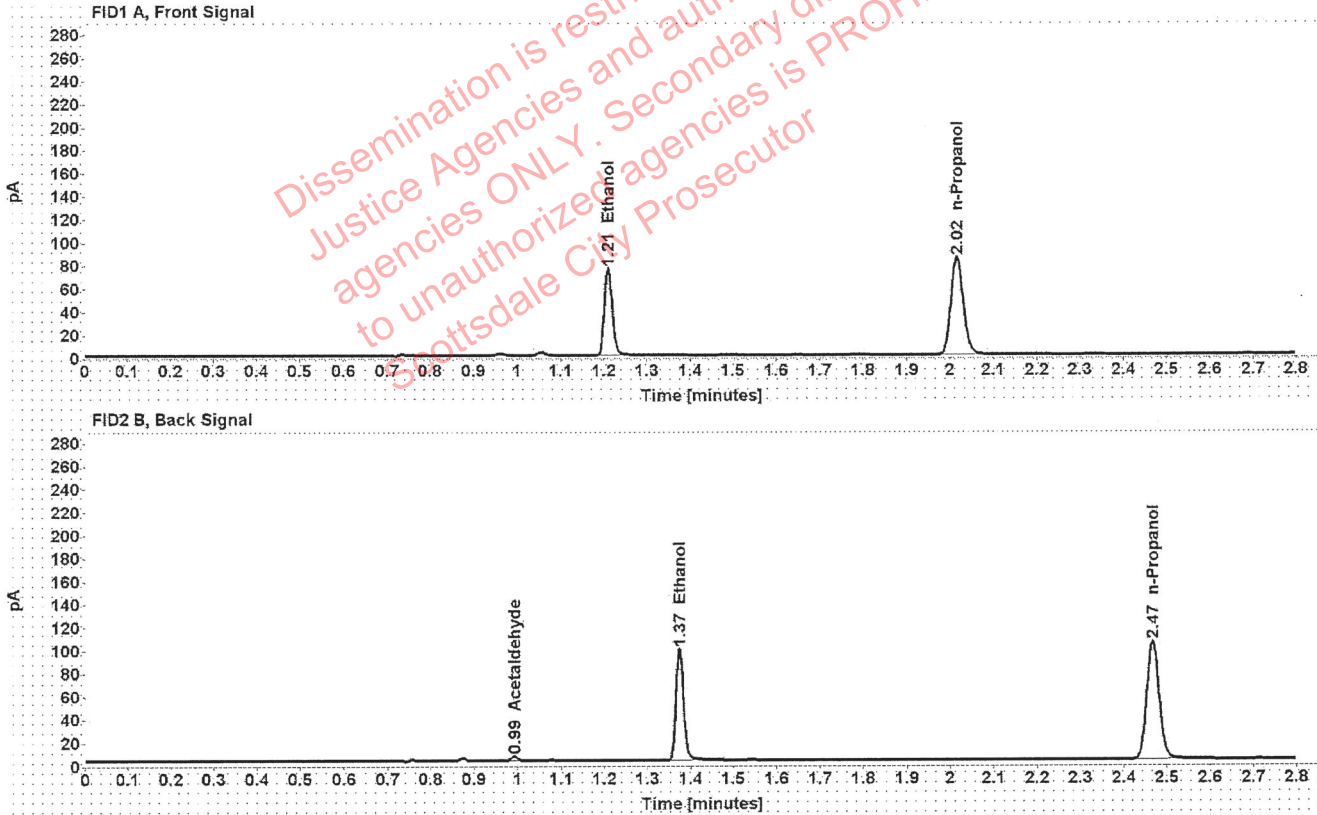


Table 1: FID 1 A (column DB-ALC1)

Compound	Amount (g/100mL)	Time (min)	Peak Area
>Ethanol	0.1562	1.210	96.524
n-Propanol	-----	2.016	168.401

Table 2: FID 2 B (column DB-ALC2)

Compound	Time (min)	Peak Area
Acetaldehyde	0.993	3.851
Ethanol	1.374	119.913
n-Propanol	2.467	207.126

### Scottsdale Police Department Crime Lab Volatiles Analysis

Sample:	1358426	Vial:	40
Description:	[REDACTED]	LIMS ID:	[REDACTED]
Method:	ethanol quant.M	Sequence:	10May21
Instrument:	US14173023 CN14160045	Injection date:	5/10/2021 3:14:39 PM
Data file:	C:\Chem32\1\Data\10May21\40.D	Analyst:	Abbott

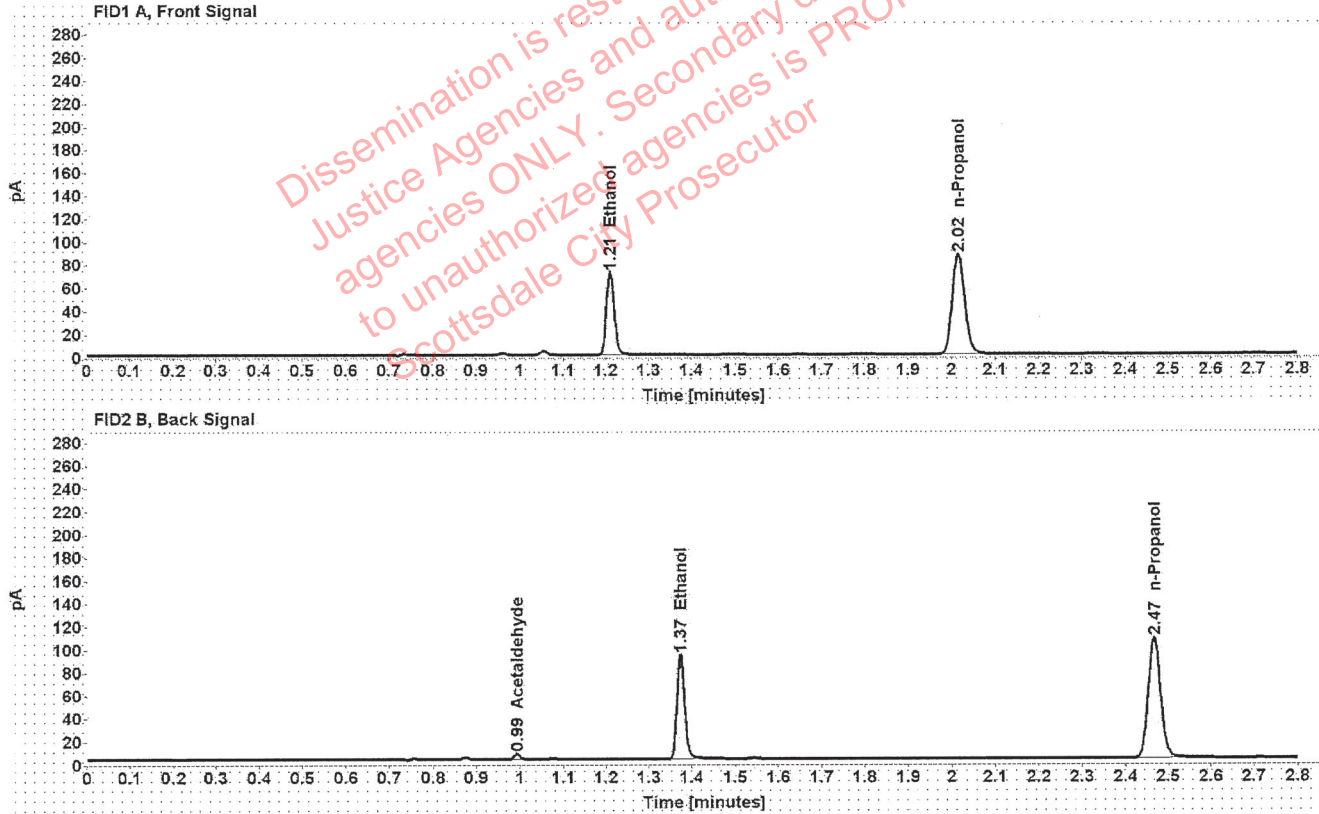


Table 1: FID 1 A (column DB-ALC1)

Compound	Amount (g/100mL)	Time (min)	Peak Area
>Ethanol	0.1436	1.210	90.895
n-Propanol	-----	2.016	172.647

Table 2: FID 2 B (column DB-ALC2)

Compound	Time (min)	Peak Area
Acetaldehyde	0.993	4.555
Ethanol	1.374	112.767
n-Propanol	2.467	212.435

### Scottsdale Police Department Crime Lab Volatiles Analysis

Sample:	1358426	Vial:	41
Description:	[REDACTED]	LIMS ID:	[REDACTED]
Method:	ethanol quant.M	Sequence:	10May21
Instrument:	US14173023 CN14160045	Injection date:	5/10/2021 3:18:41 PM
Data file:	C:\Chem32\1\Data\10May21\41.D	Analyst:	Abbott

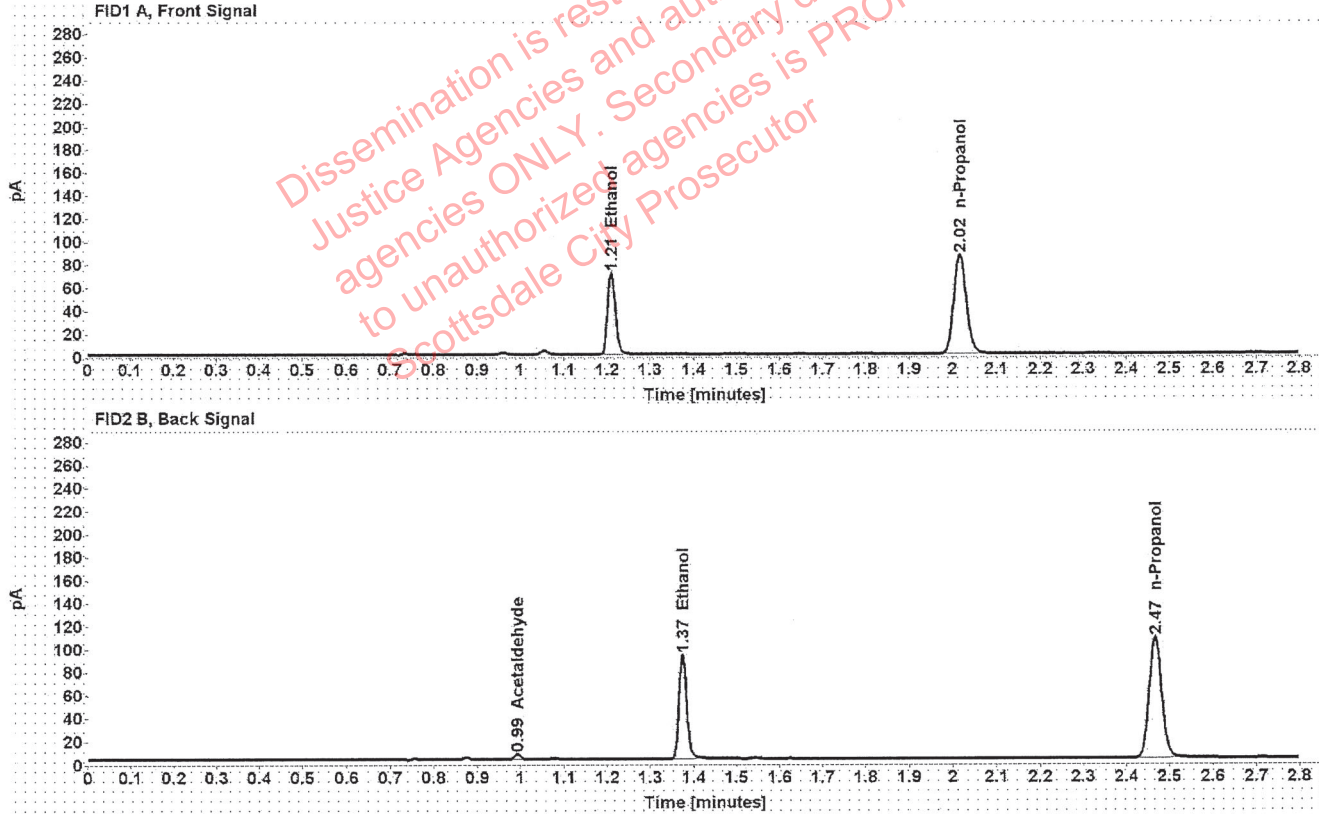


Table 1: FID 1 A (column DB-ALC1)

Compound	Amount (g/100mL)	Time (min)	Peak Area
>Ethanol	0.1435	1.210	90.367
n-Propanol	-----	2.016	171.718

Table 2: FID 2 B (column DB-ALC2)

Compound	Time (min)	Peak Area
Acetaldehyde	0.992	4.468
Ethanol	1.374	112.096
n-Propanol	2.467	211.534

### Scottsdale Police Department Crime Lab Volatiles Analysis

Sample:	1369501	Vial:	43
Description:	[REDACTED]	LIMS ID:	[REDACTED]
Method:	ethanol quant.M	Sequence:	10May21
Instrument:	US14173023 CN14160045	Injection date:	5/10/2021 3:26:50 PM
Data file:	C:\Chem32\1\Data\10May21\43.D	Analyst:	Abbott

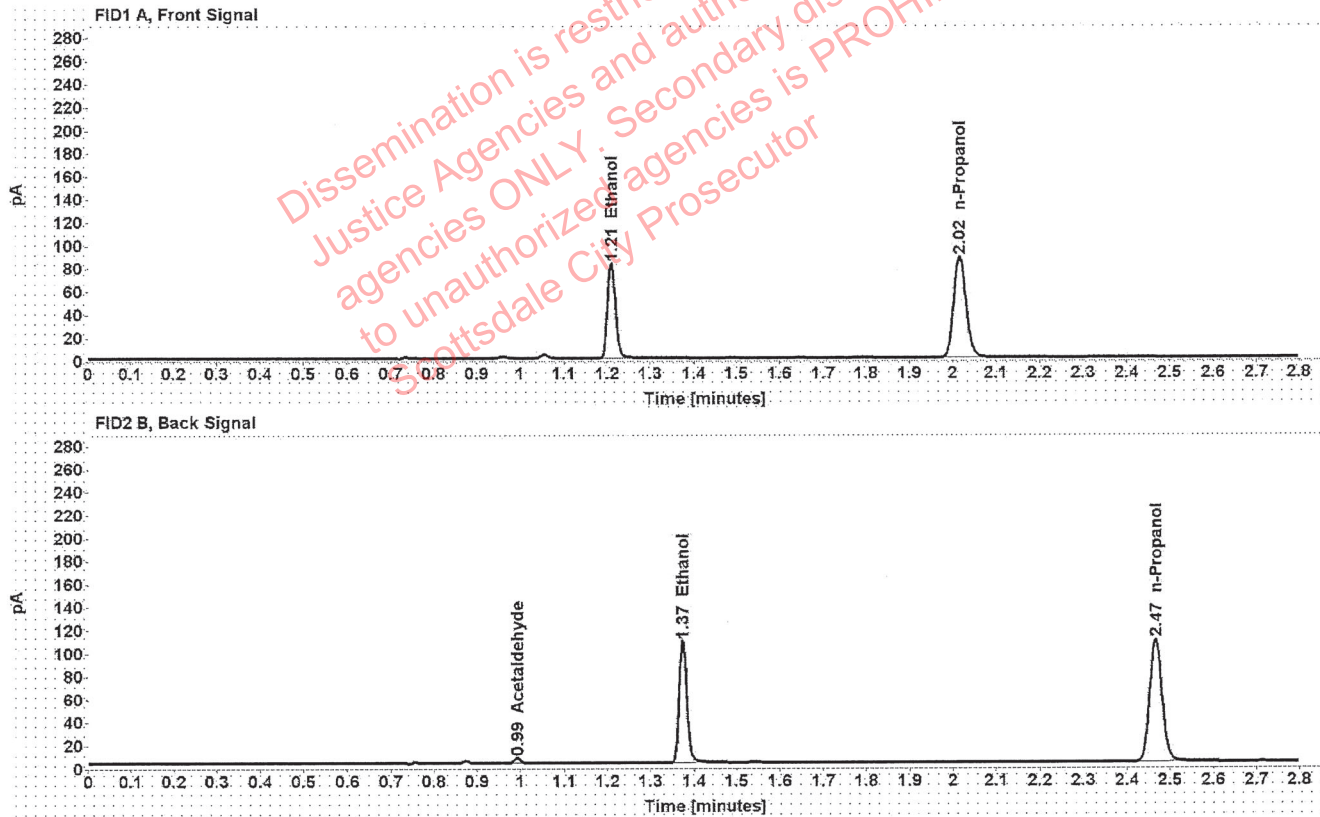


Table 1: FID 1 A (column DB-ALC1)

Compound	Amount (g/100mL)	Time (min)	Peak Area
>Ethanol	0.1646	1.210	105.722
n-Propanol	-----	2.016	174.993

Table 2: FID 2 B (column DB-ALC2)

Compound	Time (min)	Peak Area
Acetaldehyde	0.992	4.367
Ethanol	1.374	131.365
n-Propanol	2.467	214.880

### Scottsdale Police Department Crime Lab Volatiles Analysis

Sample:	1369501	Vial:	44
Description:	[REDACTED]	LIMS ID:	[REDACTED]
Method:	ethanol quant.M	Sequence:	10May21
Instrument:	US14173023 CN14160045	Injection date:	5/10/2021 3:30:50 PM
Data file:	C:\Chem32\1\Data\10May21\44.D	Analyst:	Abbott

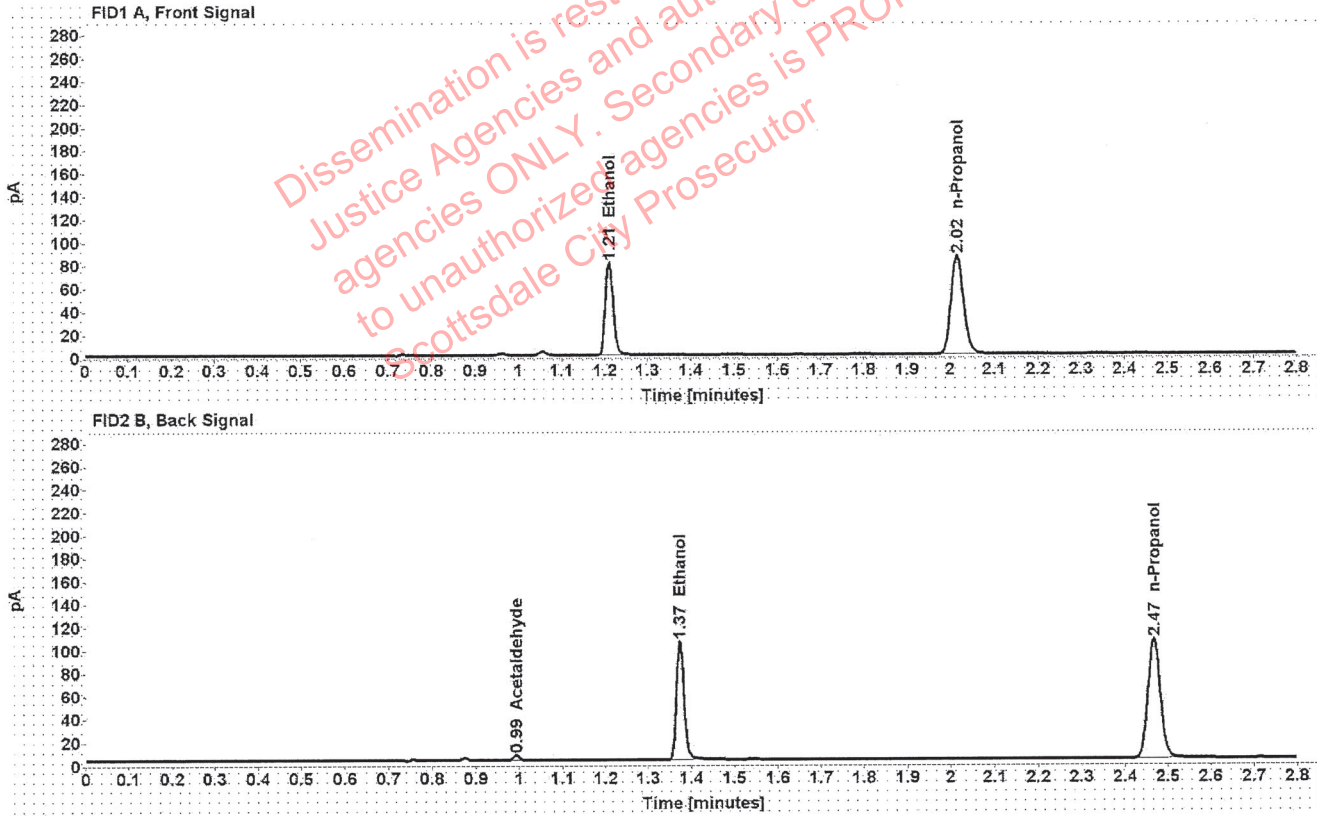


Table 1: FID 1 A (column DB-ALC1)

Compound	Amount (g/100mL)	Time (min)	Peak Area
>Ethanol	0.1642	1.210	102.831
n-Propanol	-----	2.016	170.640

Table 2: FID 2 B (column DB-ALC2)

Compound	Time (min)	Peak Area
Acetaldehyde	0.992	4.369
Ethanol	1.374	127.890
n-Propanol	2.467	209.752

### Scottsdale Police Department Crime Lab Volatiles Analysis

Sample:	1369446	Vial:	45
Description:	[REDACTED]	LIMS ID:	[REDACTED]
Method:	ethanol quant.M	Sequence:	10May21
Instrument:	US14173023 CN14160045	Injection date:	5/10/2021 3:34:51 PM
Data file:	C:\Chem32\1\Data\10May21\45.D	Analyst:	Abbott

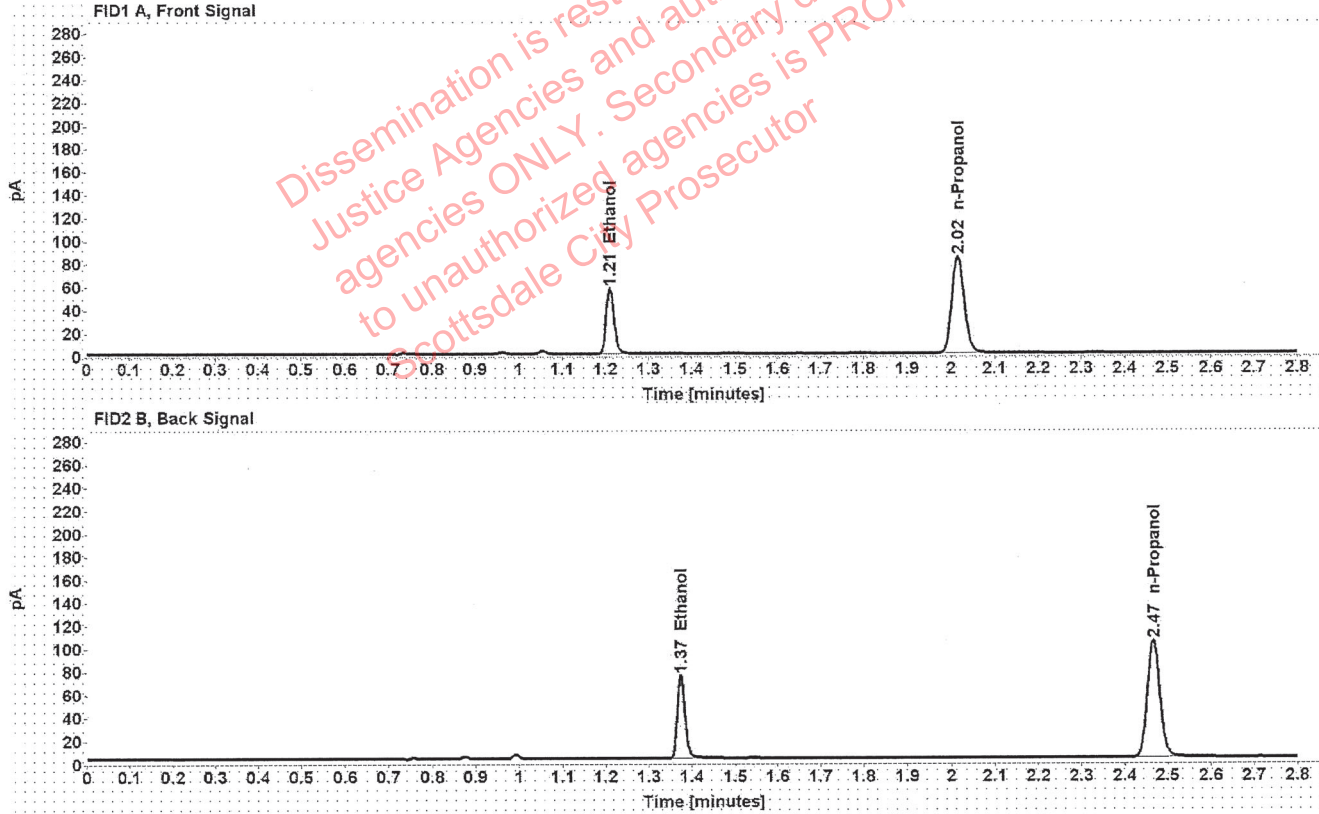


Table 1: FID 1 A (column DB-ALC1)

Compound	Amount (g/100mL)	Time (min)	Peak Area
>Ethanol	0.1179	1.210	72.555
n-Propanol	-----	2.016	168.006

Table 2: FID 2 B (column DB-ALC2)

Compound	Time (min)	Peak Area
Ethanol	1.374	89.788
n-Propanol	2.466	206.427



### Scottsdale Police Department Crime Lab Volatiles Analysis

Sample:	1369446	Vial:	46
Description:		LIMS ID:	
Method:	ethanol quant.M	Sequence:	10May21
Instrument:	US14173023 CN14160045	Injection date:	5/10/2021 3:38:50 PM
Data file:	C:\Chem32\1\Data\10May21\46.D	Analyst:	Abbott

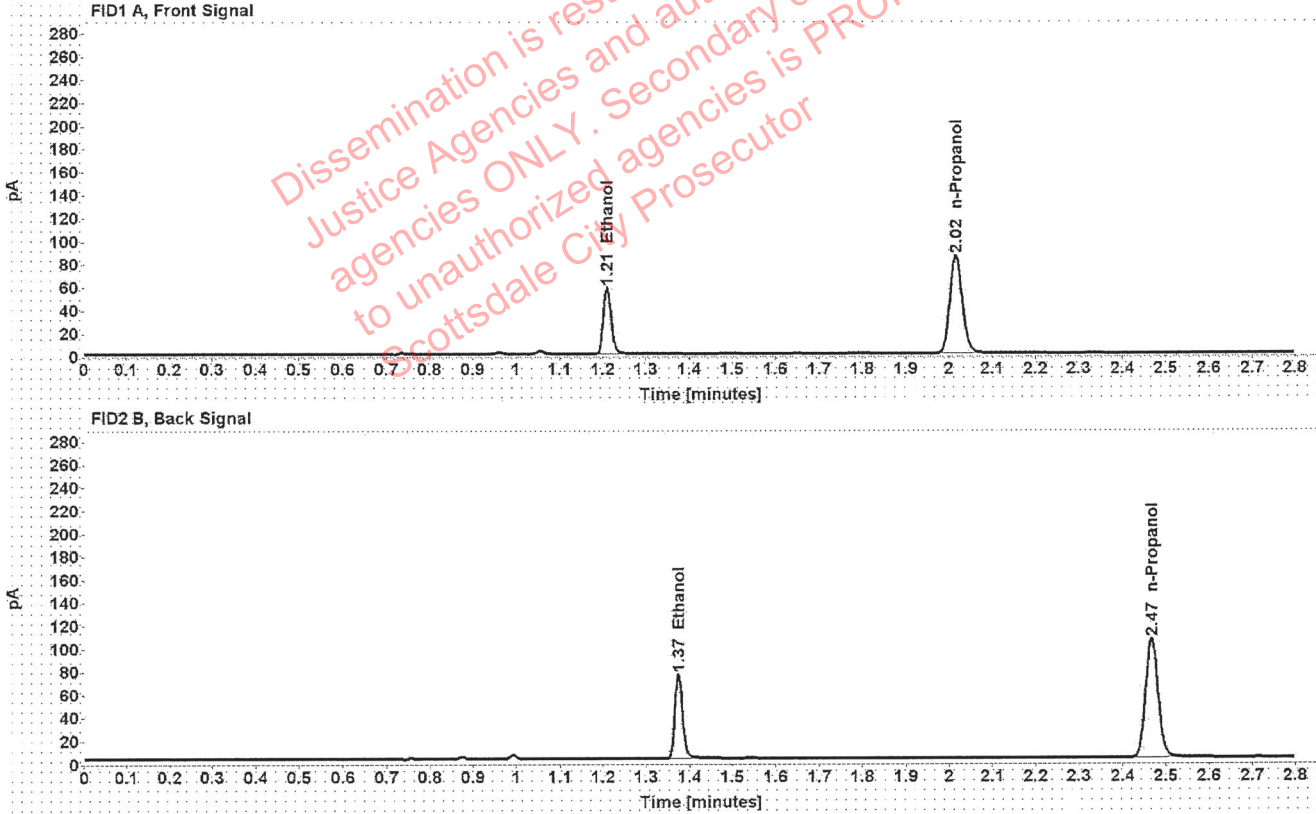


Table 1: FID 1 A (column DB-ALC1)

Compound	Amount (g/100mL)	Time (min)	Peak Area
>Ethanol	0.1181	1.210	73.456
n-Propanol	-----	2.016	169.889

Table 2: FID 2 B (column DB-ALC2)

Compound	Time (min)	Peak Area
Ethanol	1.374	90.767
n-Propanol	2.466	208.960

## Scottsdale Police Department Crime Lab Volatiles Analysis

Sample:	1369729	Vial:	47
Description:	[REDACTED]	LIMS ID:	[REDACTED]
Method:	ethanol quant.M	Sequence:	10May21
Instrument:	US14173023 CN14160045	Injection date:	5/10/2021 3:42:50 PM
Data file:	C:\Chem32\1\Data\10May21\47.D	Analyst:	Abbott

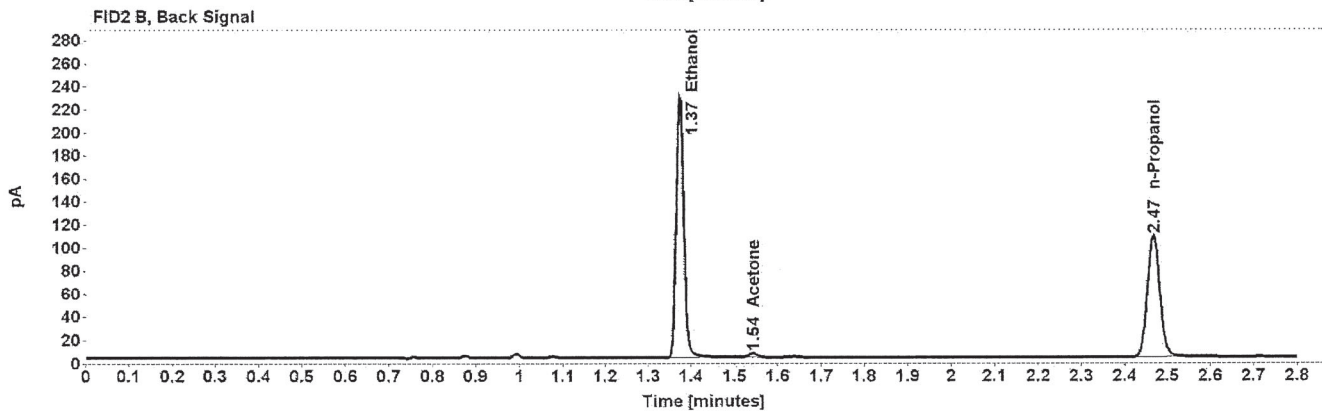
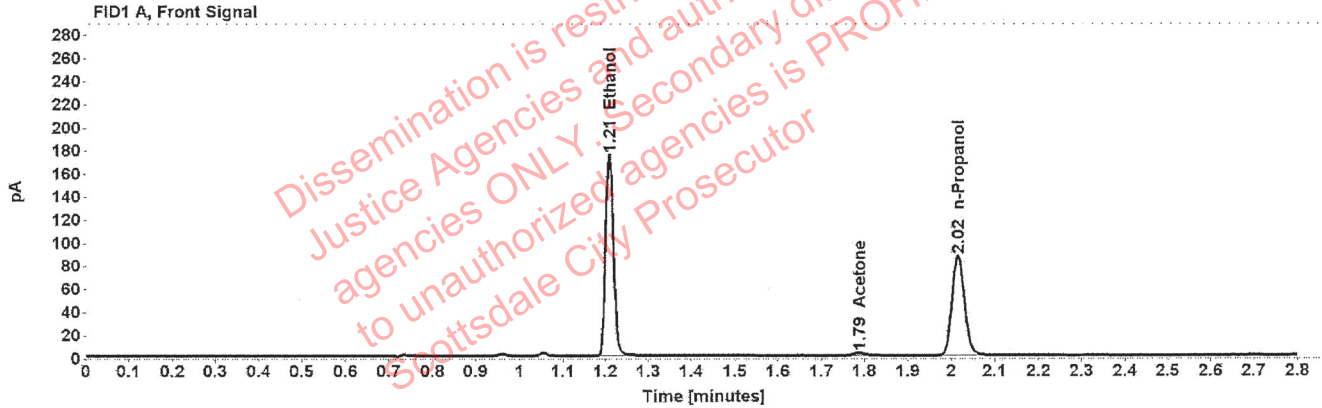


Table 1: FID 1 A (column DB-ALC1)

Compound	Amount (g/100mL)	Time (min)	Peak Area
>Ethanol	0.3504	1.209	223.409
Acetone	-----	1.787	3.772
n-Propanol	-----	2.016	173.087

Table 2: FID 2 B (column DB-ALC2)

Compound	Time (min)	Peak Area
Ethanol	1.374	278.922
Acetone	1.542	4.481
n-Propanol	2.467	212.700

## Scottsdale Police Department Crime Lab Volatiles Analysis

Sample:	1369729	Vial:	48
Description:	[REDACTED]	LIMS ID:	[REDACTED]
Method:	ethanol quant.M	Sequence:	10May21
Instrument:	US14173023 CN14160045	Injection date:	5/10/2021 3:46:50 PM
Data file:	C:\Chem32\1\Data\10May21\48.D	Analyst:	Abbott

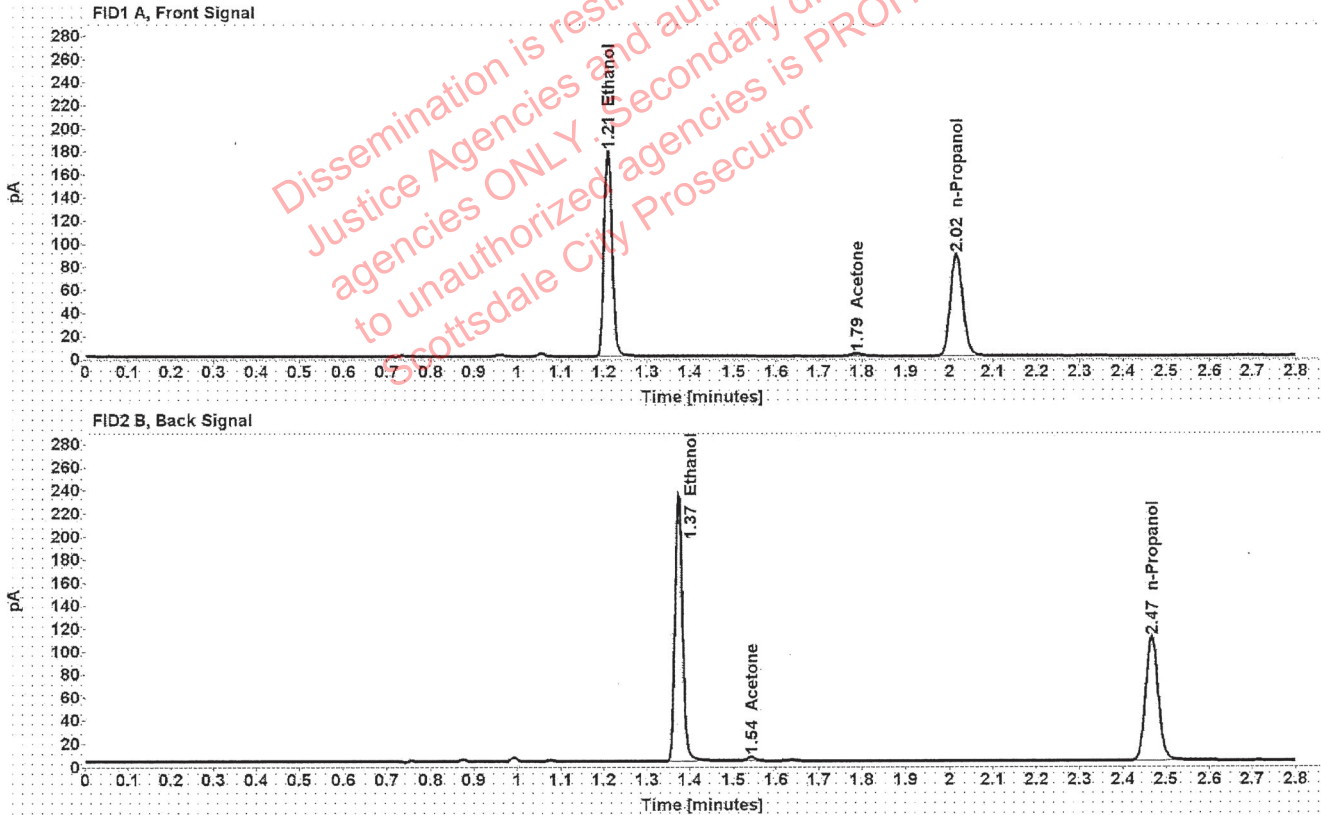


Table 1: FID 1 A (column DB-ALC1)

Compound	Amount (g/100mL)	Time (min)	Peak Area
>Ethanol	0.3507	1.209	228.406
Acetone	-----	1.787	3.846
n-Propanol	-----	2.016	176.827

Table 2: FID 2 B (column DB-ALC2)

Compound	Time (min)	Peak Area
Ethanol	1.374	285.465
Acetone	1.542	4.572
n-Propanol	2.467	217.401

### Scottsdale Police Department Crime Lab Volatiles Analysis

Sample:	1369492	Vial:	49
Description:		LIMS ID:	
Method:	ethanol quant.M	Sequence:	10May21
Instrument:	US14173023 CN14160045	Injection date:	5/10/2021 3:51:06 PM
Data file:	C:\Chem32\1\Data\10May21\49.D	Analyst:	Abbott

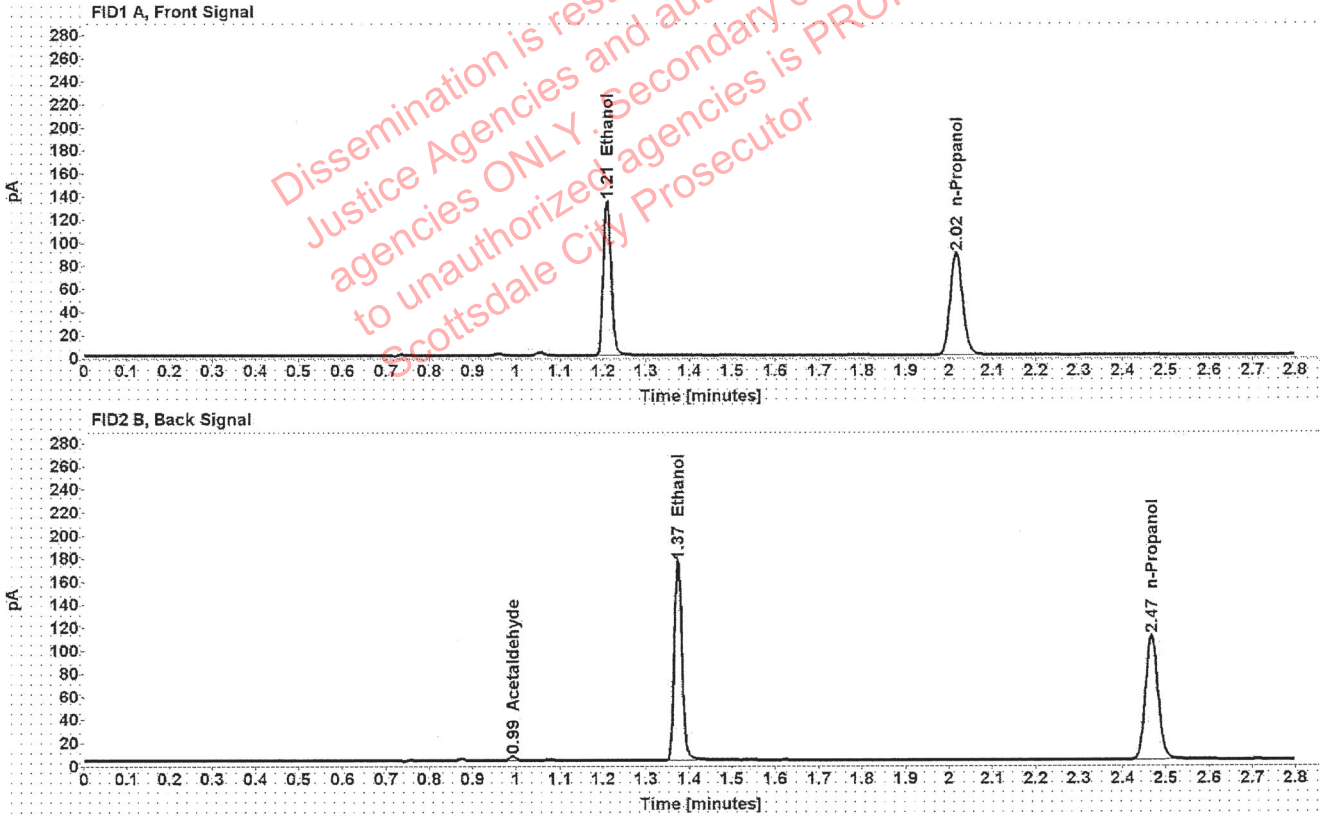


Table 1: FID 1 A (column DB-ALC1)

Compound	Amount (g/100mL)	Time (min)	Peak Area
>Ethanol	0.2632	1.210	171.826
n-Propanol	-----	2.016	177.424

Table 2: FID 2 B (column DB-ALC2)

Compound	Time (min)	Peak Area
Acetaldehyde	0.993	3.826
Ethanol	1.374	214.141
n-Propanol	2.467	218.132

### Scottsdale Police Department Crime Lab Volatiles Analysis

Sample:	1369492	Vial:	50
Description:	[REDACTED]	LIMS ID:	[REDACTED]
Method:	ethanol quant.M	Sequence:	10May21
Instrument:	US14173023 CN14160045	Injection date:	5/10/2021 3:55:06 PM
Data file:	C:\Chem32\1\Data\10May21\50.D	Analyst:	Abbott

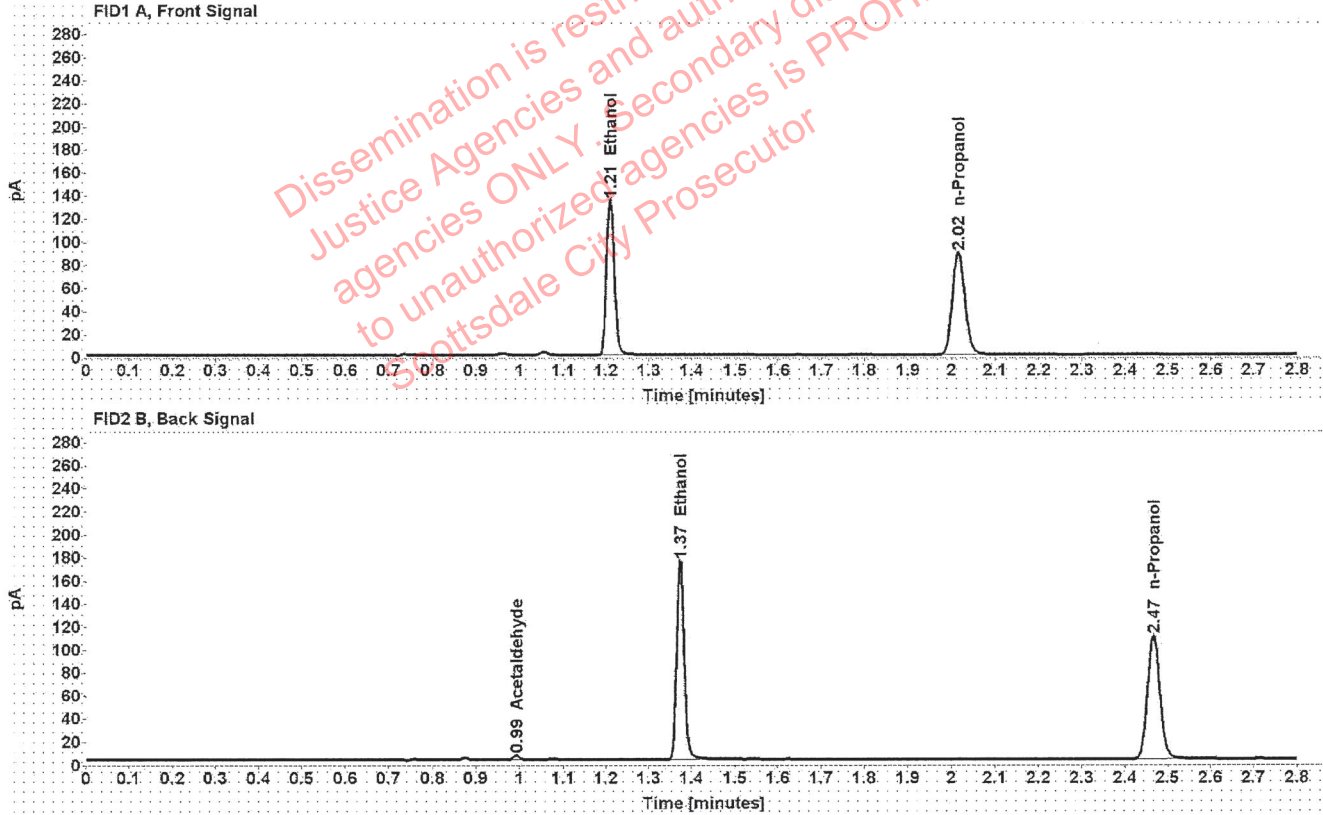


Table 1: FID 1 A (column DB-ALC1)

Compound	Amount (g/100mL)	Time (min)	Peak Area
>Ethanol	0.2636	1.209	171.689
n-Propanol	-----	2.016	177.005

Table 2: FID 2 B (column DB-ALC2)

Compound	Time (min)	Peak Area
Acetaldehyde	0.993	3.871
Ethanol	1.374	214.215
n-Propanol	2.467	217.451

### Scottsdale Police Department Crime Lab Volatiles Analysis

Sample:	1369204	Vial:	51
Description:		LIMS ID:	
Method:	ethanol quant.M	Sequence:	10May21
Instrument:	US14173023 CN14160045	Injection date:	5/10/2021 3:59:05 PM
Data file:	C:\Chem32\1\Data\10May21\51.D	Analyst:	Abbott

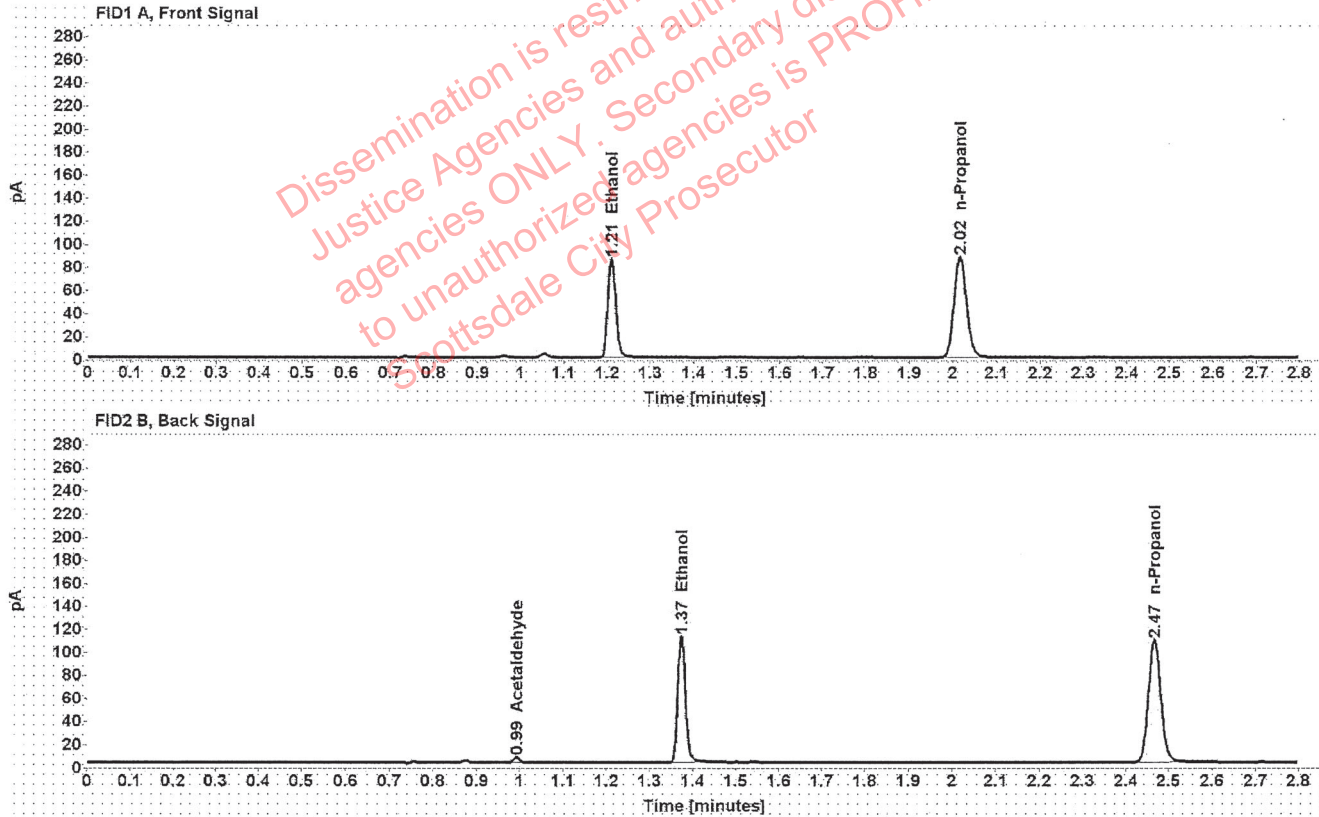


Table 1: FID 1 A (column DB-ALC1)

Compound	Amount (g/100mL)	Time (min)	Peak Area
>Ethanol	0.1707	1.210	109.378
n-Propanol	-----	2.016	174.462

Table 2: FID 2 B (column DB-ALC2)

Compound	Time (min)	Peak Area
Acetaldehyde	0.993	4.320
Ethanol	1.374	136.091
n-Propanol	2.467	214.670

### Scottsdale Police Department Crime Lab Volatiles Analysis

Sample:	1369204	Vial:	52
Description:	[REDACTED]	LIMS ID:	[REDACTED]
Method:	ethanol quant.M	Sequence:	10May21
Instrument:	US14173023 CN14160045	Injection date:	5/10/2021 4:03:05 PM
Data file:	C:\Chem32\1\Data\10May21\52.D	Analyst:	Abbott

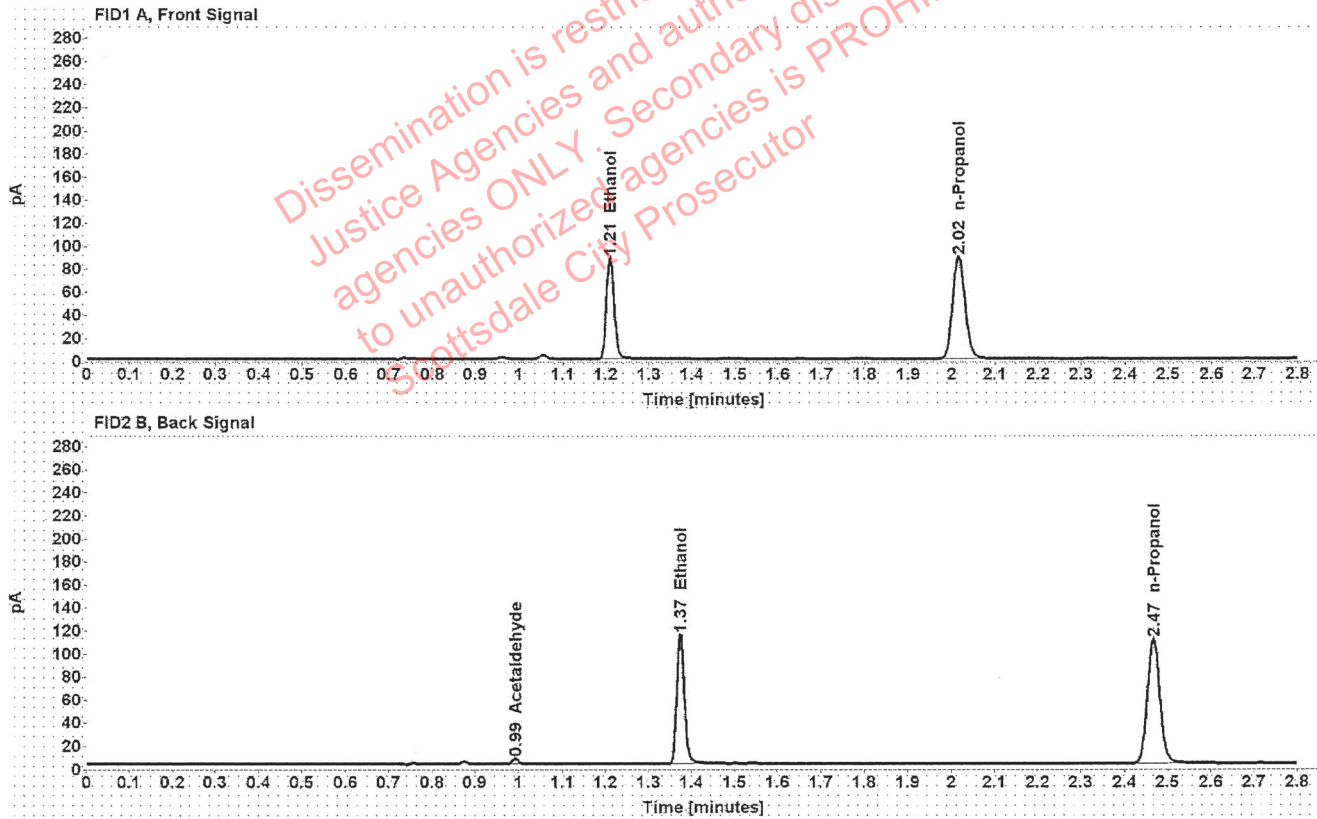


Table 1: FID 1 A (column DB-ALC1)

Compound	Amount (g/100mL)	Time (min)	Peak Area
>Ethanol	0.1721	1.210	112.100
n-Propanol	-----	2.016	177.426

Table 2: FID 2 B (column DB-ALC2)

Compound	Time (min)	Peak Area
Acetaldehyde	0.993	4.450
Ethanol	1.374	139.358
n-Propanol	2.467	218.396

### Scottsdale Police Department Crime Lab Volatiles Analysis

Sample:	VIAL289	Vial:	54
Description:	unknown,	LIMS ID:	[REDACTED]
Method:	ethanol quant.M	Sequence:	10May21
Instrument:	US14173023 CN14160045	Injection date:	5/10/2021 4:11:06 PM
Data file:	C:\Chem32\1\Data\10May21\54.D	Analyst:	Abbott

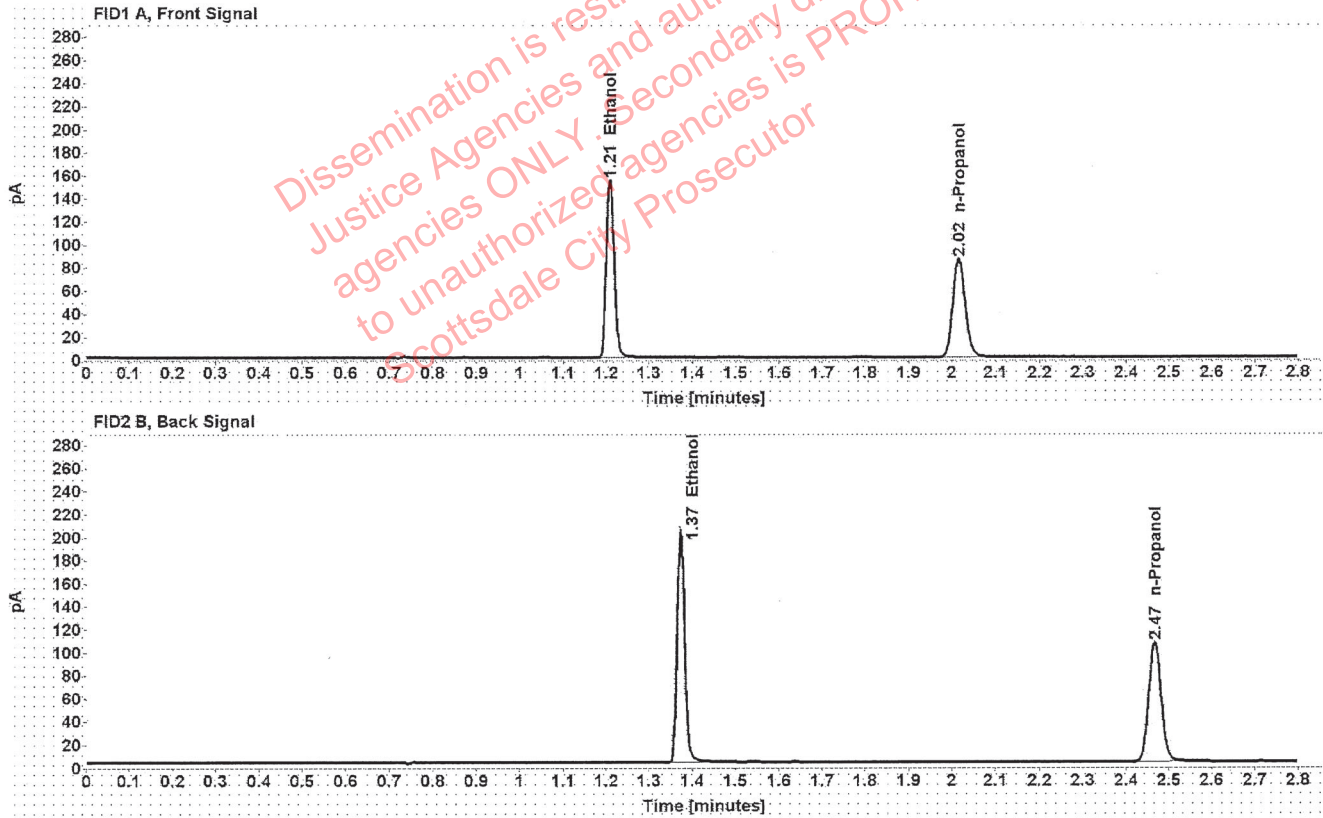


Table 1: FID 1 A (column DB-ALC1)

Compound	Amount (g/100mL)	Time (min)	Peak Area
>Ethanol	0.3135	1.209	197.462
n-Propanol	-----	2.016	171.047

Table 2: FID 2 B (column DB-ALC2)

Compound	Time (min)	Peak Area
Ethanol	1.374	246.860
n-Propanol	2.467	210.709



## Scottsdale Police Department Crime Lab Volatiles Analysis

Sample:	VIAL289	Vial:	55
Description:	unknown,	LIMS ID:	[REDACTED]
Method:	ethanol quant.M	Sequence:	10May21
Instrument:	US14173023 CN14160045	Injection date:	5/10/2021 4:15:20 PM
Data file:	C:\Chem32\1\Data\10May21\55.D	Analyst:	Abbott

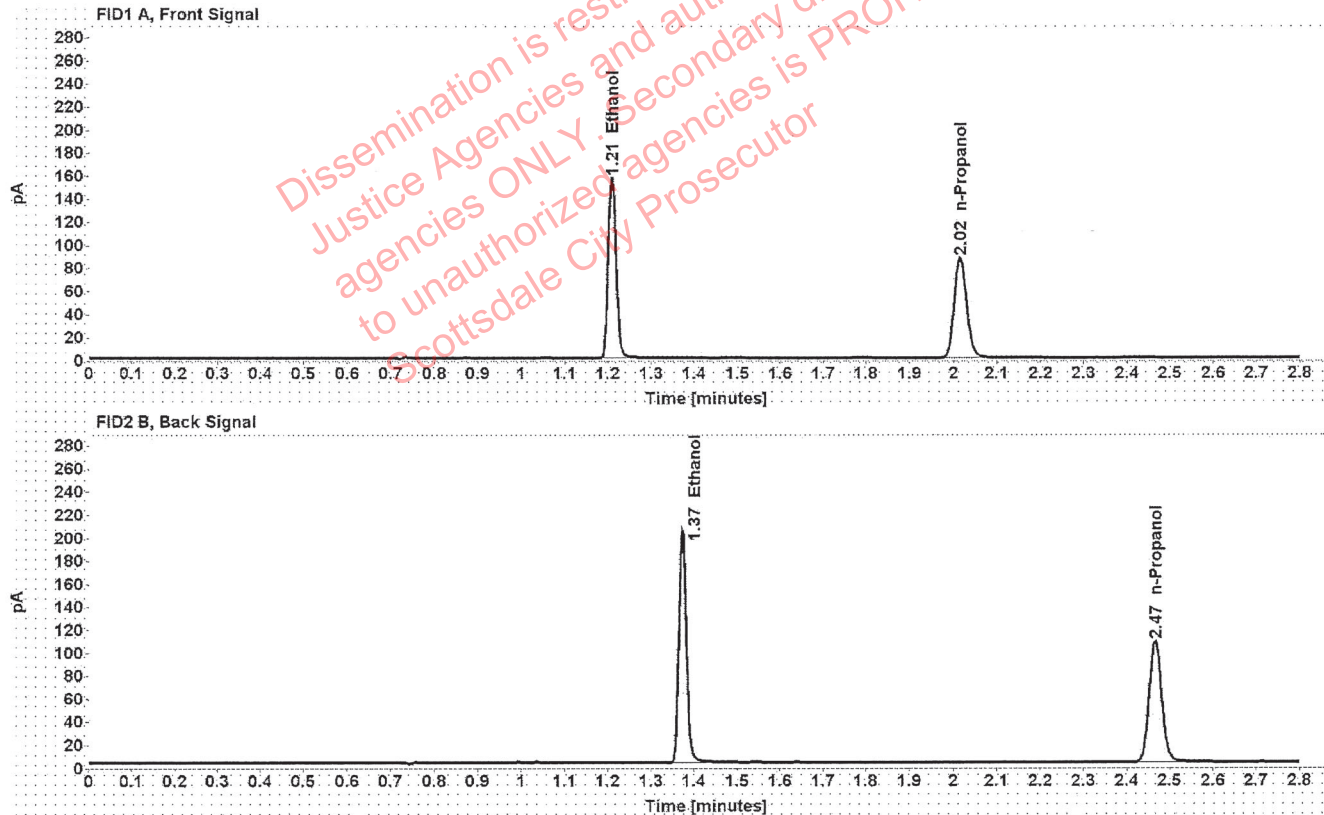


Table 1: FID 1 A (column DB-ALC1)

Compound	Amount (g/100mL)	Time (min)	Peak Area
>Ethanol	0.3133	1.209	200.343
n-Propanol	-----	2.016	173.684

Table 2: FID 2 B (column DB-ALC2)

Compound	Time (min)	Peak Area
Ethanol	1.374	250.578
n-Propanol	2.466	214.116

### Scottsdale Police Department Crime Lab Volatiles Analysis

Sample:	VIAL140	Vial:	56
Description:	unknown,	LIMS ID:	[REDACTED]
Method:	ethanol quant.M	Sequence:	10May21
Instrument:	US14173023 CN14160045	Injection date:	5/10/2021 4:19:21 PM
Data file:	C:\Chem32\1\Data\10May21\56.D	Analyst:	Abbott

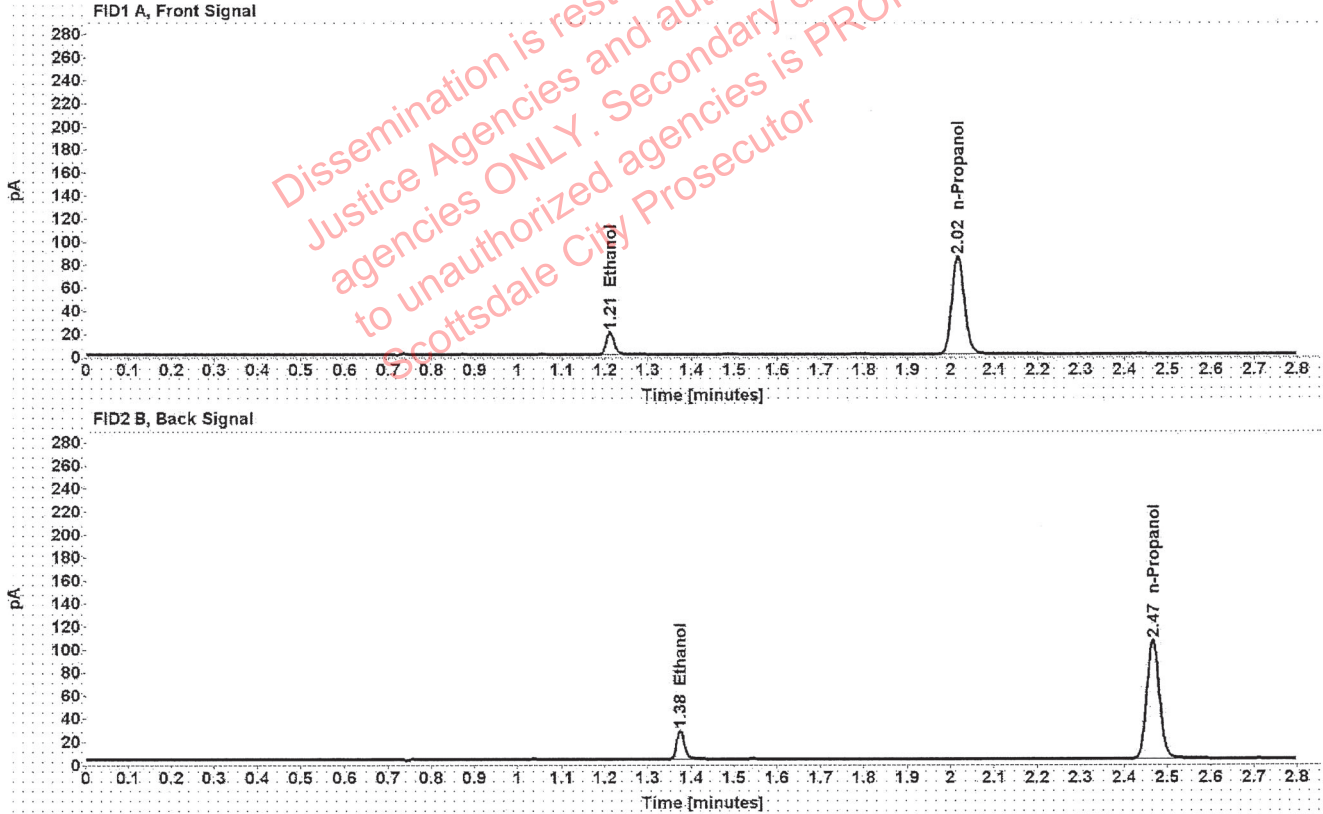


Table 1: FID 1 A (column DB-ALC1)

Compound	Amount (g/100mL)	Time (min)	Peak Area
>Ethanol	0.0411	1.212	25.155
n-Propanol	-----	2.016	170.162

Table 2: FID 2 B (column DB-ALC2)

Compound	Time (min)	Peak Area
Ethanol	1.375	31.132
n-Propanol	2.467	209.502

### Scottsdale Police Department Crime Lab Volatiles Analysis

Sample:	VIAL140	Vial:	57
Description:	unknown,	LIMS ID:	[REDACTED]
Method:	ethanol quant.M	Sequence:	10May21
Instrument:	US14173023 CN14160045	Injection date:	5/10/2021 4:23:21 PM
Data file:	C:\Chem32\1\Data\10May21\57.D	Analyst:	Abbott

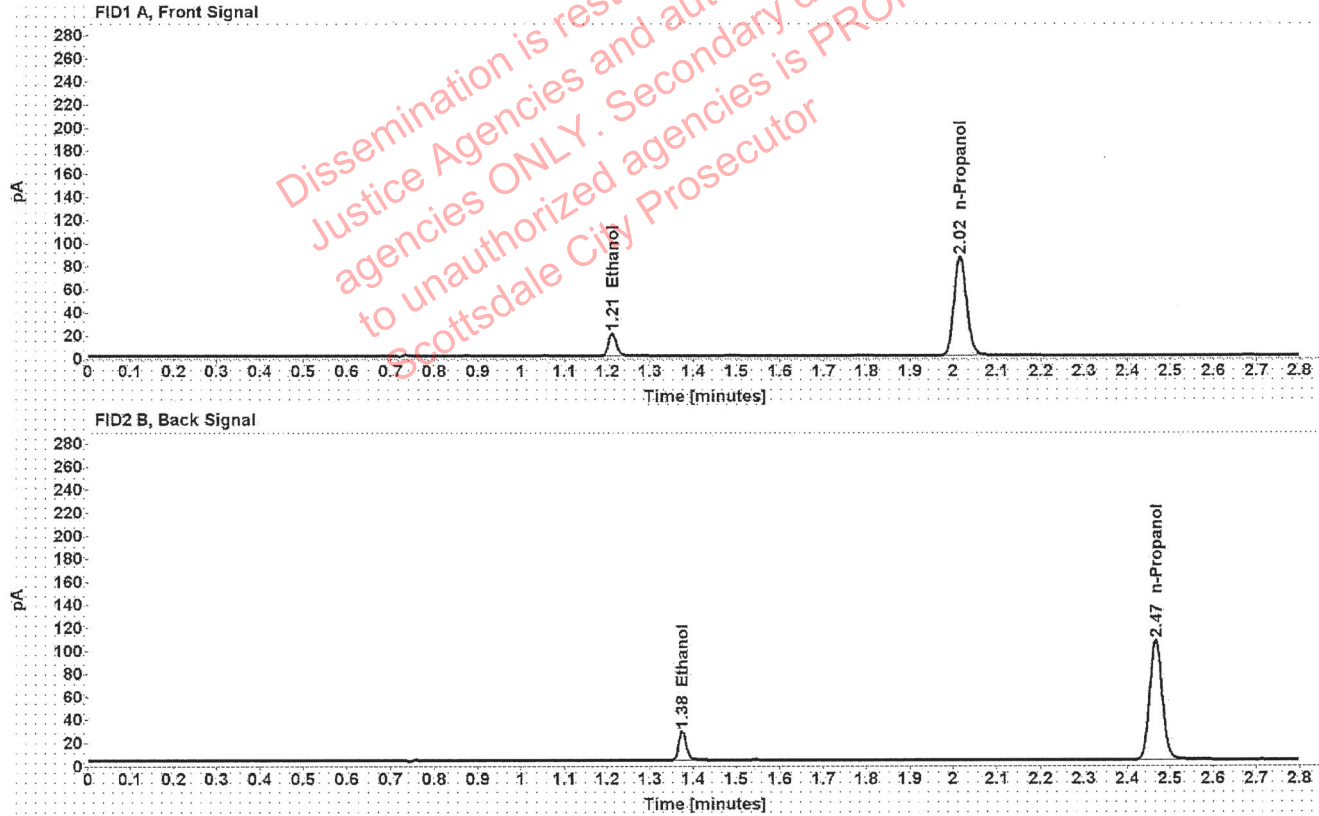


Table 1: FID 1 A (column DB-ALC1)

Compound	Amount (g/100mL)	Time (min)	Peak Area
>Ethanol	0.0411	1.211	25.450
n-Propanol	-----	2.016	172.179

Table 2: FID 2 B (column DB-ALC2)

Compound	Time (min)	Peak Area
Ethanol	1.375	31.517
n-Propanol	2.466	212.156

### Scottsdale Police Department Crime Lab Volatiles Analysis

Sample:	VIAL239	Vial:	58
Description:	unknown,	LIMS ID:	[REDACTED]
Method:	ethanol quant.M	Sequence:	10May21
Instrument:	US14173023 CN14160045	Injection date:	5/10/2021 4:27:20 PM
Data file:	C:\Chem32\1\Data\10May21\58.D	Analyst:	Abbott

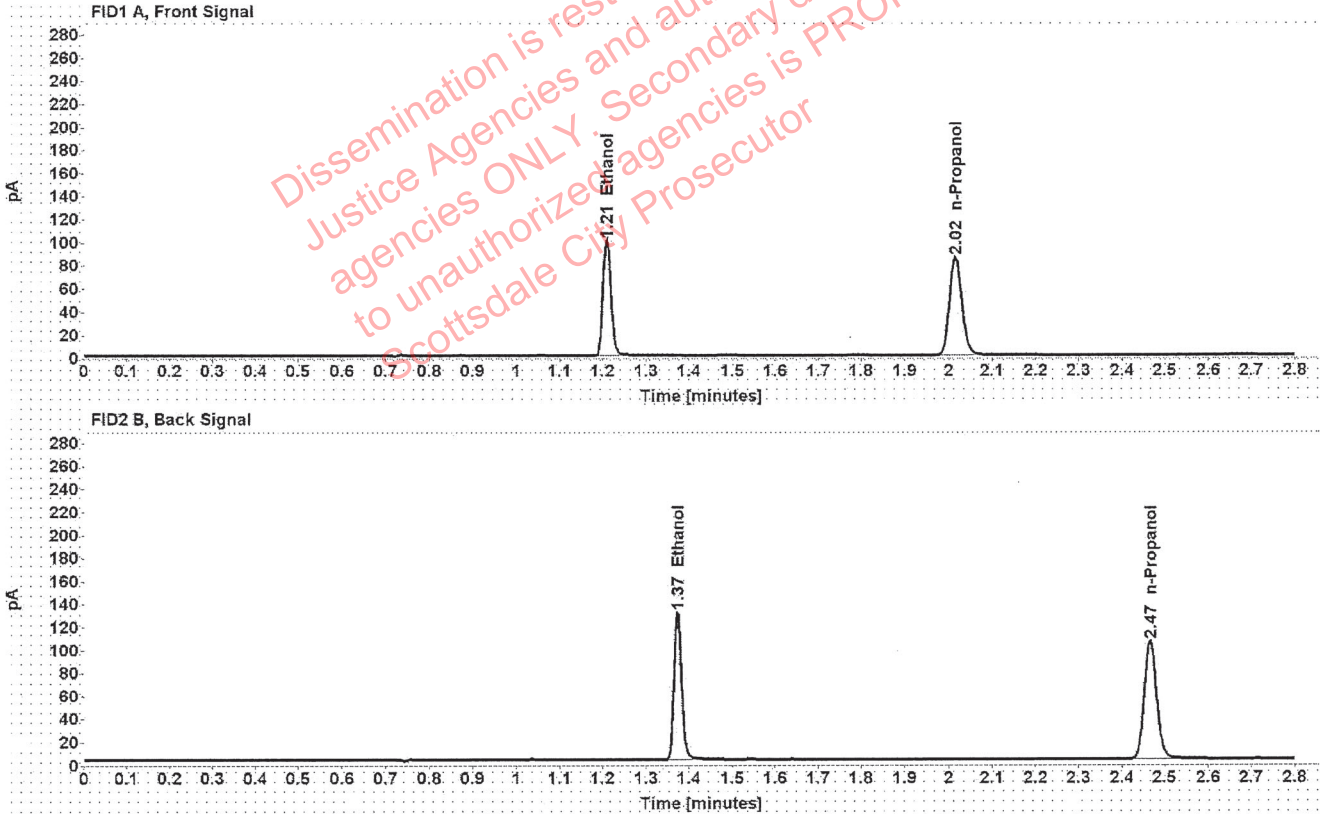


Table 1: FID 1 A (column DB-ALC1)

Compound	Amount (g/100mL)	Time (min)	Peak Area
>Ethanol	0.2051	1.210	127.843
n-Propanol	-----	2.016	169.610

Table 2: FID 2 B (column DB-ALC2)

Compound	Time (min)	Peak Area
Ethanol	1.374	159.234
n-Propanol	2.466	209.047

### Scottsdale Police Department Crime Lab Volatiles Analysis

Sample:	VIAL239	Vial:	59
Description:	unknown,	LIMS ID:	[REDACTED]
Method:	ethanol quant.M	Sequence:	10May21
Instrument:	US14173023 CN14160045	Injection date:	5/10/2021 4:31:20 PM
Data file:	C:\Chem32\1\Data\10May21\59.D	Analyst:	Abbott

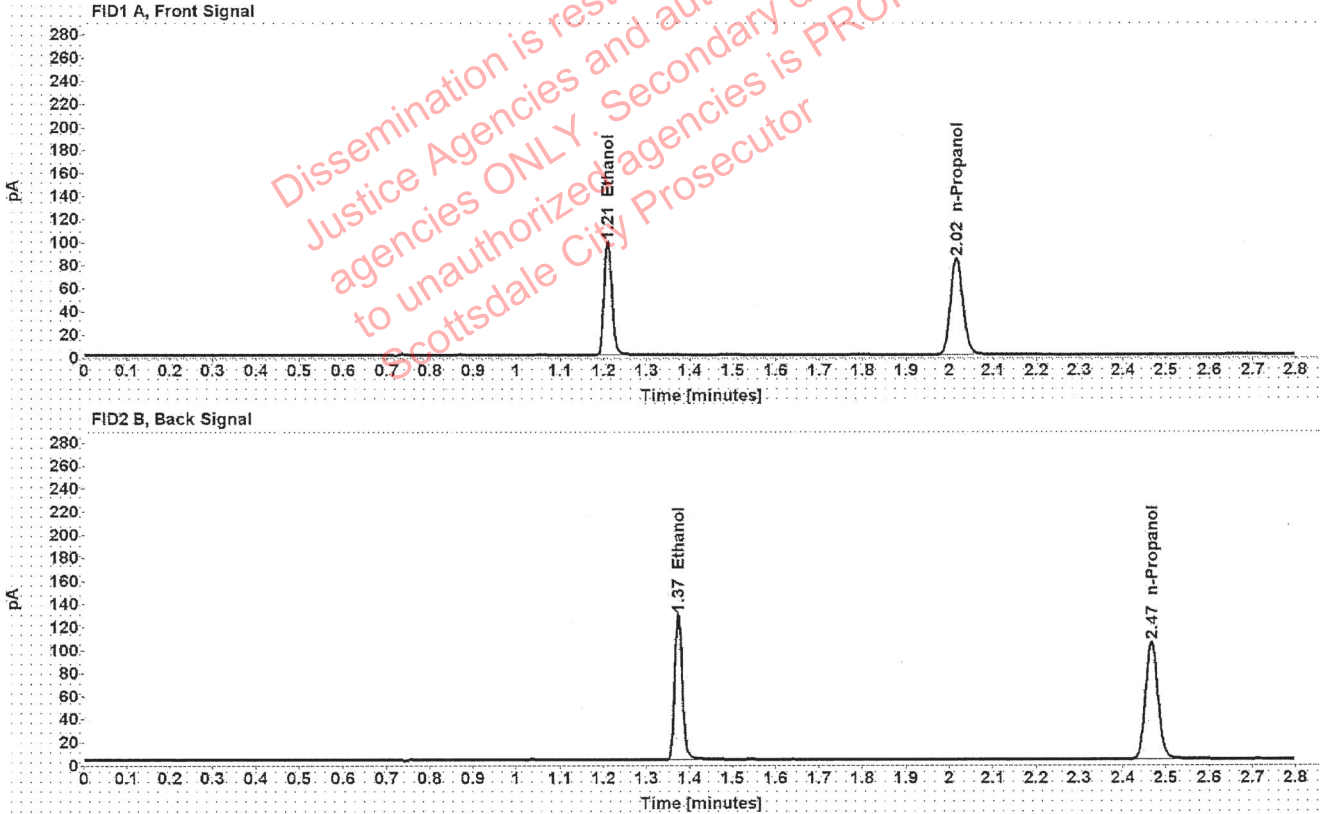


Table 1: FID 1 A (column DB-ALC1)

Compound	Amount (g/100mL)	Time (min)	Peak Area
>Ethanol	0.2043	1.210	126.156
n-Propanol	-----	2.016	168.007

Table 2: FID 2 B (column DB-ALC2)

Compound	Time (min)	Peak Area
Ethanol	1.374	157.643
n-Propanol	2.467	207.176

## Scottsdale Police Department Crime Lab Volatiles Analysis

Sample:	VIAL163	Vial:	60
Description:	unknown,	LIMS ID:	[REDACTED]
Method:	ethanol quant.M	Sequence:	10May21
Instrument:	US14173023 CN14160045	Injection date:	5/10/2021 4:35:20 PM
Data file:	C:\Chem32\1\Data\10May21\60.D	Analyst:	Abbott

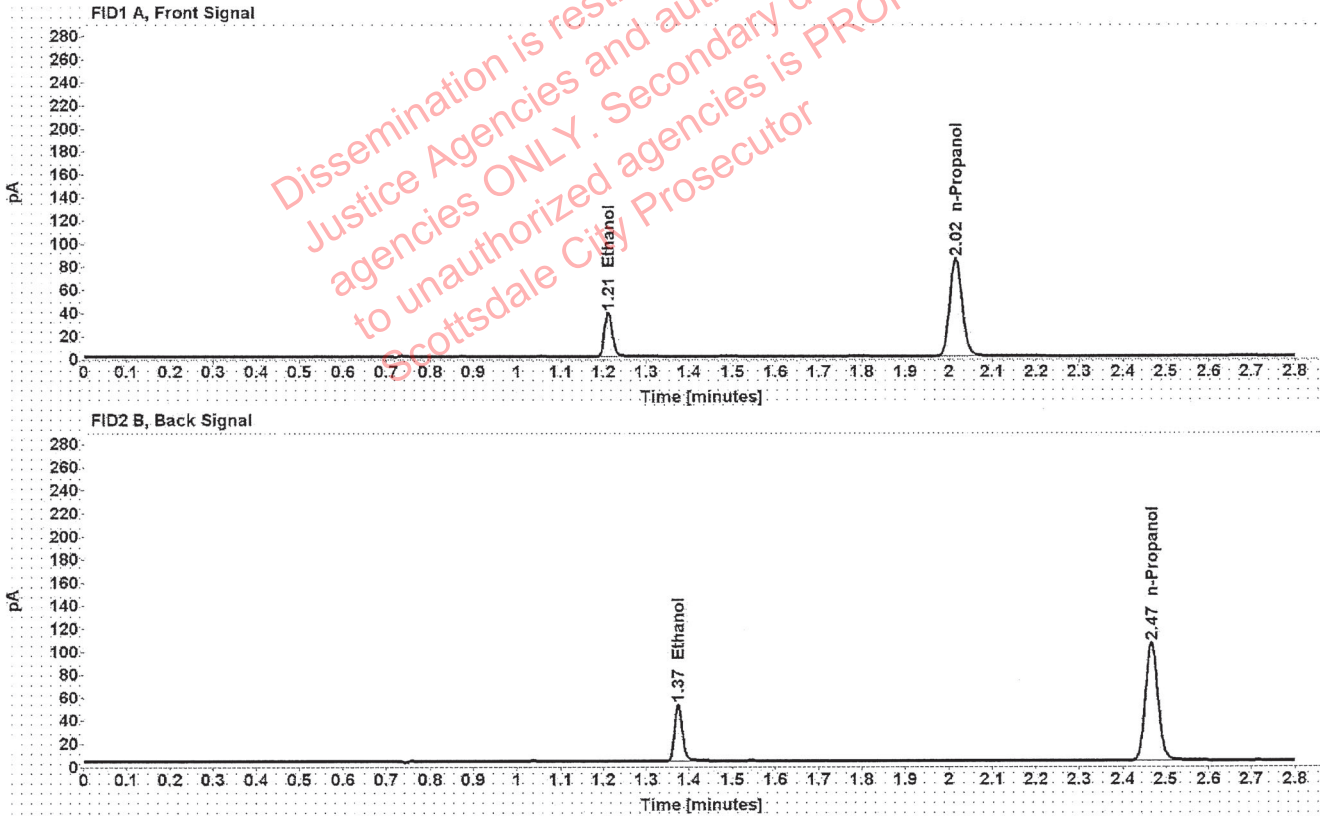


Table 1: FID 1 A (column DB-ALC1)

Compound	Amount (g/100mL)	Time (min)	Peak Area
>Ethanol	0.0800	1.211	49.430
n-Propanol	-----	2.016	169.579

Table 2: FID 2 B (column DB-ALC2)

Compound	Time (min)	Peak Area
Ethanol	1.375	61.120
n-Propanol	2.467	208.900

### Scottsdale Police Department Crime Lab Volatiles Analysis

Sample:	VIAL163	Vial:	61
Description:	unknown,	LIMS ID:	[REDACTED]
Method:	ethanol quant.M	Sequence:	10May21
Instrument:	US14173023 CN14160045	Injection date:	5/10/2021 4:39:36 PM
Data file:	C:\Chem32\1\Data\10May21\61.D	Analyst:	Abbott

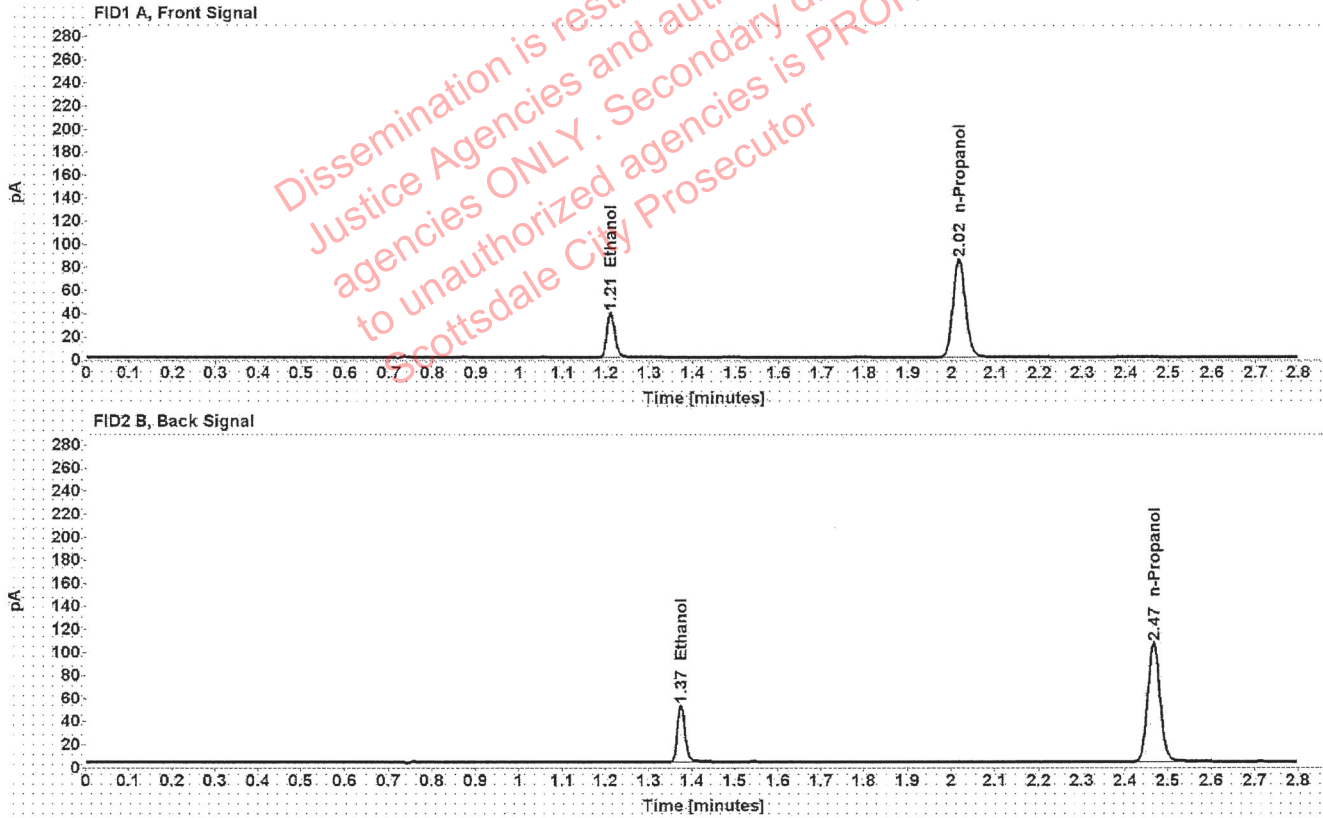


Table 1: FID 1 A (column DB-ALC1)

Compound	Amount (g/100mL)	Time (min)	Peak Area
>Ethanol	0.0802	1.211	49.671
n-Propanol	-----	2.016	169.818

Table 2: FID 2 B (column DB-ALC2)

Compound	Time (min)	Peak Area
Ethanol	1.375	61.460
n-Propanol	2.467	209.077