

# SCOTTSDALE POLICE DEPARTMENT CRIME LABORATORY BLOOD ALCOHOL FACE SHEET

ANALYSIS DATE 8/10/21 SEQUENCE NAME 10Aug21

**EQUIPMENT**

Pipettor  Hamilton ML600EH7497  Hamilton ML600GJ10749  
 Gas Chromatograph  Agilent US14173023

**INSTRUMENT CALIBRATION**

Vial 1 0.02 calibrator Lot FN06141806 Coefficient of determination (r<sup>2</sup>)  
 Vial 2 0.10 calibrator Lot FN05311902 0.99984  
 Vial 3 0.20 calibrator Lot FN05101903  
 Vial 4 0.40 calibrator Lot FN10051906

**CALIBRATION VERIFICATION AND RESOLUTION TEST**

Vial	Sample	Expected result	Measured result	Manufacturer/lot
5	Blank	Not detected	Not detected	SPD lab 031021AQ
6	Volatiles mix	6 compounds	6 compounds	SPD lab 050721MIX
7	Aqueous control	0.400 g/dL	0.393 g/dL	Lipomed 11092018-A
8	Aqueous control	0.040 g/dL	0.042 g/dL	Lipomed 14082019-B
9	Blood control	0.200 g/dL	0.201 g/dL	ACQ 4101018274/9
20	Aqueous control	0.080 g/dL	0.080 g/dL	Lipomed 20012020-B
31	Blood control	0.200 g/dL	0.201 g/dL	ACQ 4101018274/9
42	Aqueous control	0.080 g/dL	0.080 g/dL	Lipomed 20012020-B
53	Blood control	0.200 g/dL	0.201 g/dL	ACQ 4101018274/9
62	Aqueous control	0.400 g/dL	0.404 g/dL	Lipomed 11092018-A
63	Aqueous control	0.040 g/dL	0.042 g/dL	Lipomed 14082019-B
64	Blood control	0.200 g/dL	0.202 d/dL	ACQ 4101018274/9
65	Blank	Not detected	Not detected	SPD lab 111020WB

**SUBJECT SAMPLES**

Subjects in the sequence 24 Subjects requiring reanalysis 0

**ADDITIONAL NOTES:** All testing proceeded as expected.  
 \_\_\_\_\_  
 \_\_\_\_\_  
 \_\_\_\_\_  
 \_\_\_\_\_

Run valid  *Phoebe Bourke* Run valid  *Doni Abbott*  
 Run invalid  Analyst Run invalid  Technical Reviewer

# Scottsdale Police Department Crime Laboratory Sequence Quality Assurance Summary

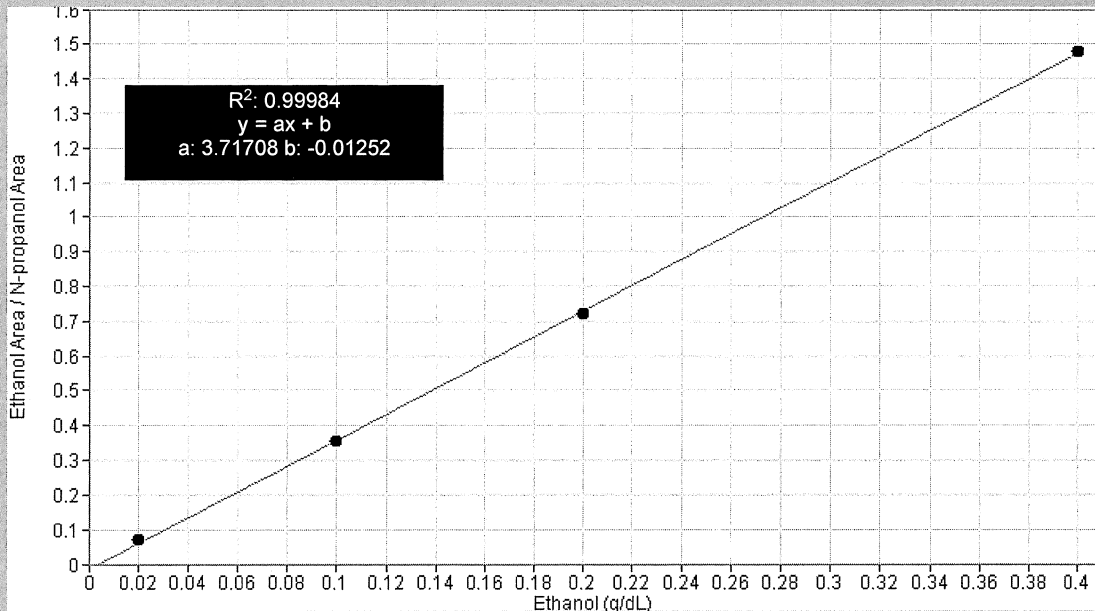
SEQUENCE NAME: 10Aug21

ANALYST: Brooke

Sample Name	Vial	Measured Value (g/dL)	Expected Value (g/dL)	Percent Difference	Absolute Difference (g/dL)
blank 071521AQ	5	negative	negative	-	-
0.400 11092018-A	7	0.393	0.400	1.75	-0.007
0.040 14082019-B	8	0.042	0.040	5.00	0.002
0.200 4101018274/9	9	0.201	0.200	0.50	0.001
0.080 20012020-B	20	0.080	0.080	0.00	0.000
0.200 4101018274/9	31	0.201	0.200	0.50	0.001
0.080 20012020-B	42	0.080	0.080	0.00	0.000
0.200 4101018274/9	53	0.201	0.200	0.50	0.001
0.400 11092018-A	62	0.404	0.400	1.00	0.004
0.040 14082019-B	63	0.042	0.040	5.00	0.002
0.200 4101018274/9	64	0.202	0.200	1.00	0.002
blank 111020WB	65	negative	negative	-	-

Calibrator	Ethanol Area	N-propanol Area	Ratio
0.020	11.898	170.493	0.070
0.100	61.172	172.415	0.355
0.200	122.551	169.651	0.722
0.400	255.453	172.687	1.479

**Calibration Line**



198

# Scottsdale Police Department Crime Lab Volatiles Analysis

Sample:	FN06141806	Vial:	1
Description:	0.020 calibrator	Sequence:	10Aug21
Method:	ethanol quant.M	Injection date:	8/10/2021 11:57:42 AM
Instrument:	US14173023 CN14160045	Analyst:	Brooke
Data file:	C:\Chem32\1\Data\10Aug21\1.D		

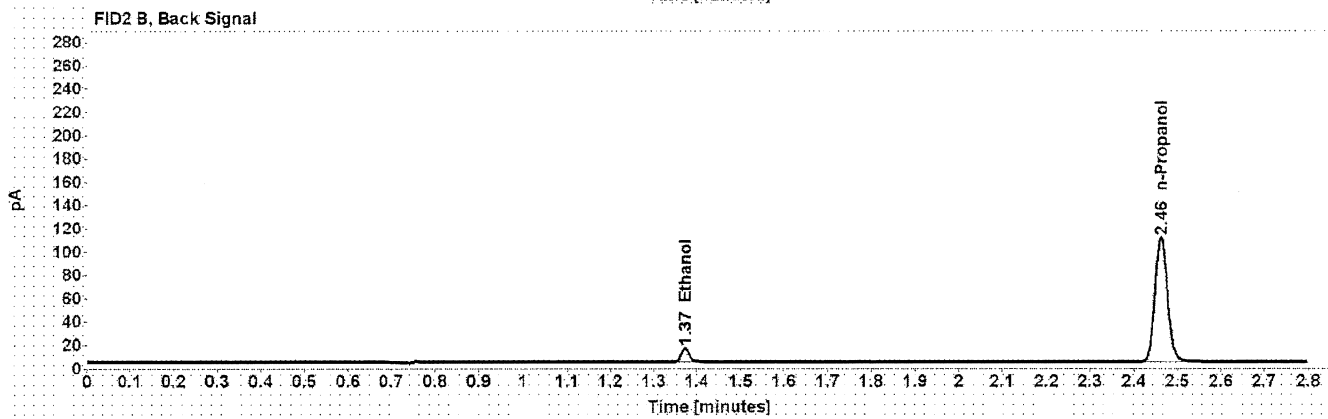
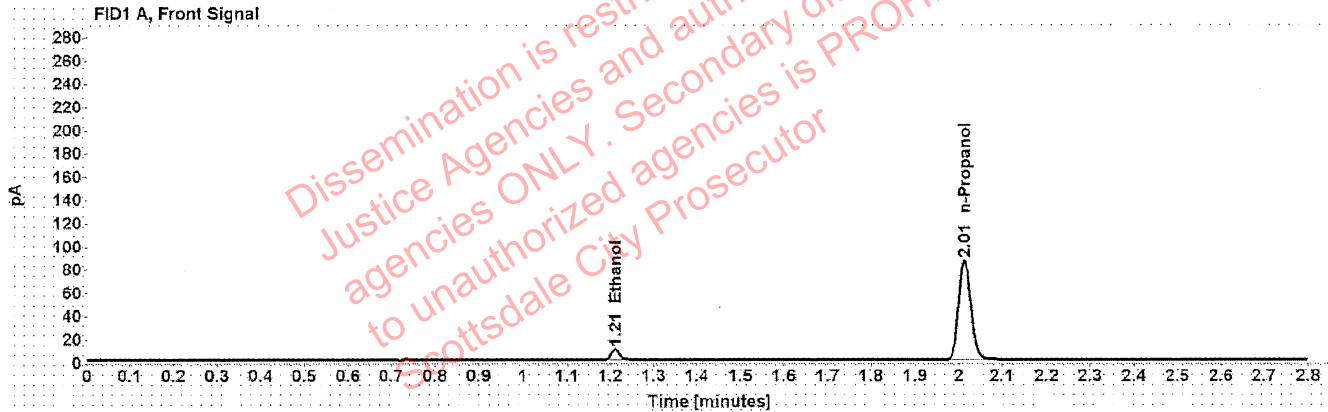


Table 1: FID 1 A (column DB-ALC1)

Compound	Time (min)	Peak Area
Ethanol	1.211	11.898
n-Propanol	2.014	170.493

Table 2: FID 2 B (column DB-ALC2)

Compound	Time (min)	Peak Area
Ethanol	1.372	14.893
n-Propanol	2.463	213.863

# Scottsdale Police Department Crime Lab Volatiles Analysis

<b>Sample:</b>	FN05311902	<b>Vial:</b>	2
<b>Description:</b>	0.100 calibrator	<b>Sequence:</b>	10Aug21
<b>Method:</b>	ethanol quant.M	<b>Injection date:</b>	8/10/2021 12:01:42 PM
<b>Instrument:</b>	US14173023 CN14160045	<b>Analyst:</b>	Brooke
<b>Data file:</b>	C:\Chem32\1\Data\10Aug21\2.D		

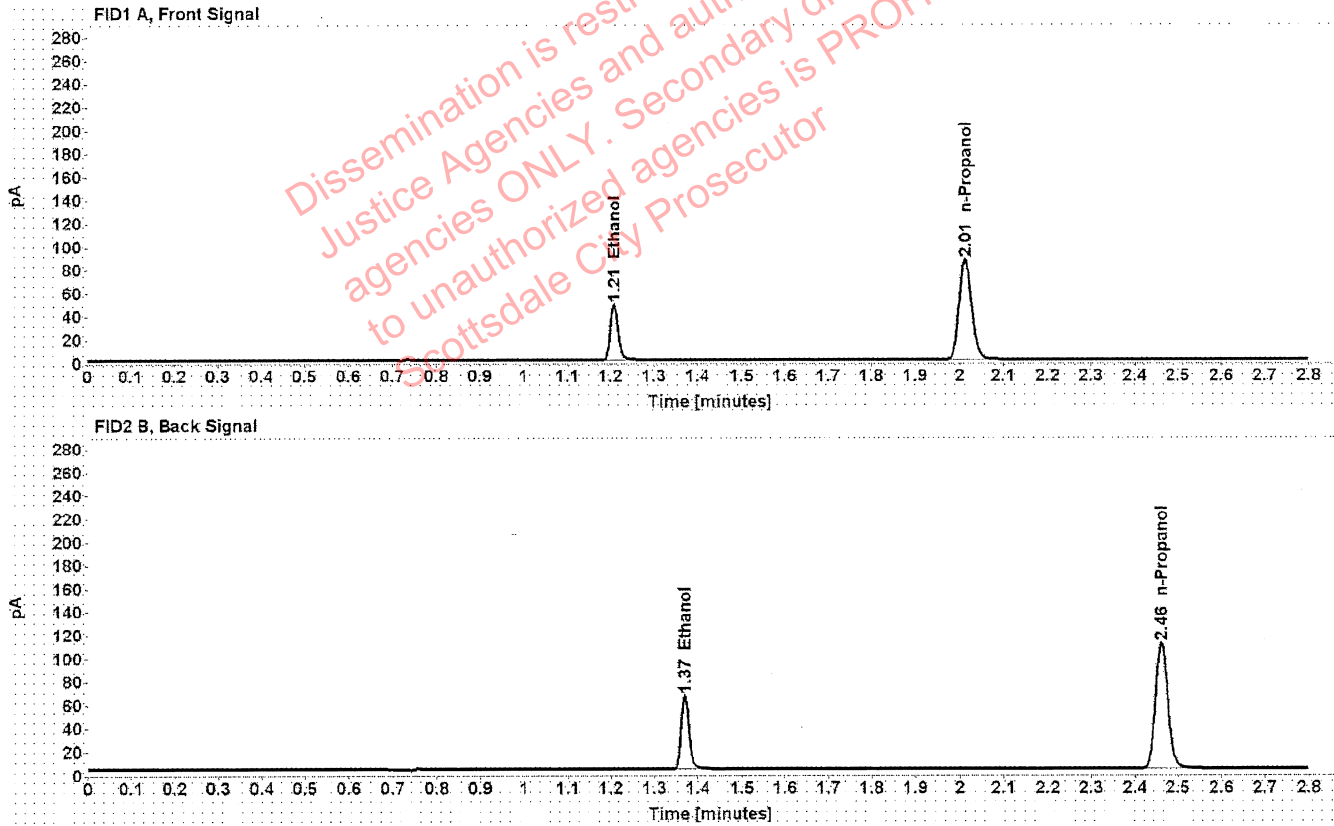


Table 1: FID 1 A (column DB-ALC1)

Compound	Time (min)	Peak Area
Ethanol	1.208	61.172
n-Propanol	2.013	172.415

Table 2: FID 2 B (column DB-ALC2)

Compound	Time (min)	Peak Area
Ethanol	1.370	76.990
n-Propanol	2.462	216.281

# Scottsdale Police Department Crime Lab Volatiles Analysis

793

Sample:	FN05101903	Vial:	3
Description:	0.200 calibrator	Sequence:	10Aug21
Method:	ethanol quant.M	Injection date:	8/10/2021 12:05:42 PM
Instrument:	US14173023 CN14160045	Analyst:	Brooke
Data file:	C:\Chem32\1\Data\10Aug21\3.D		

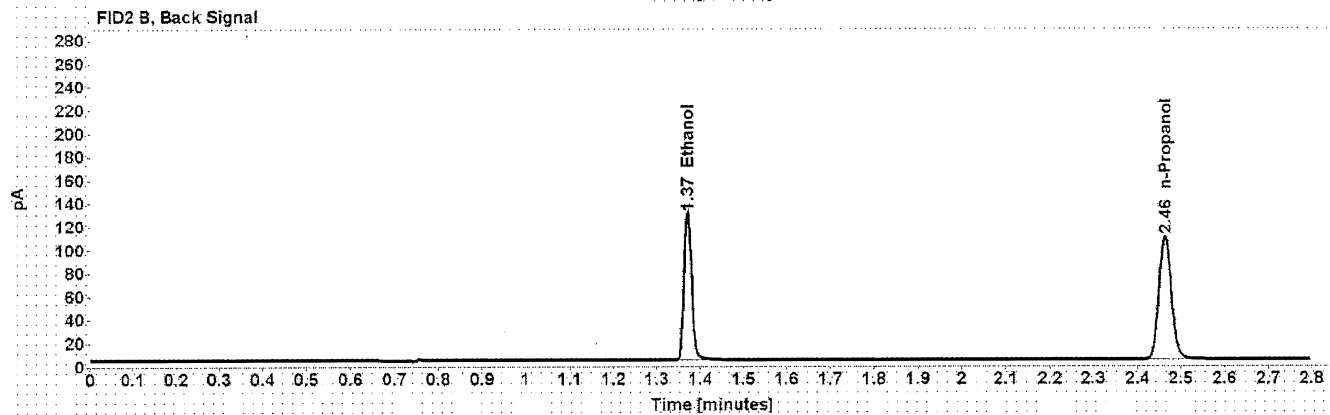
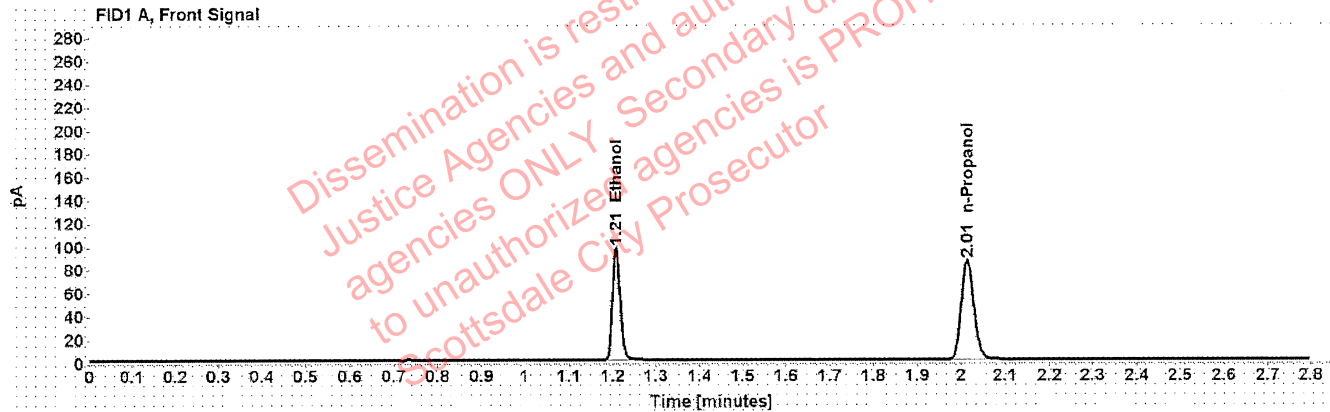


Table 1: FID 1 A (column DB-ALC1)

Compound	Time (min)	Peak Area
Ethanol	1.208	122.551
n-Propanol	2.014	169.651

Table 2: FID 2 B (column DB-ALC2)

Compound	Time (min)	Peak Area
Ethanol	1.371	154.513
n-Propanol	2.463	212.568

# Scottsdale Police Department Crime Lab Volatiles Analysis

PB

Sample:	FN10051906	Vial:	4
Description:	0.400 calibrator	Sequence:	10Aug21
Method:	ethanol quant.M	Injection date:	8/10/2021 12:09:42 PM
Instrument:	US14173023 CN14160045	Analyst:	Brooke
Data file:	C:\Chem32\1\Data\10Aug21\4.D		

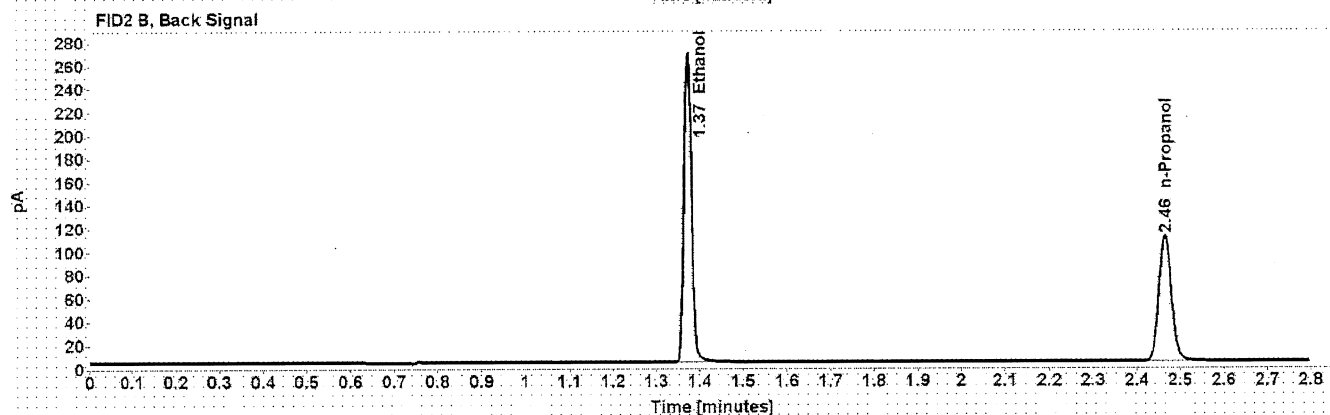
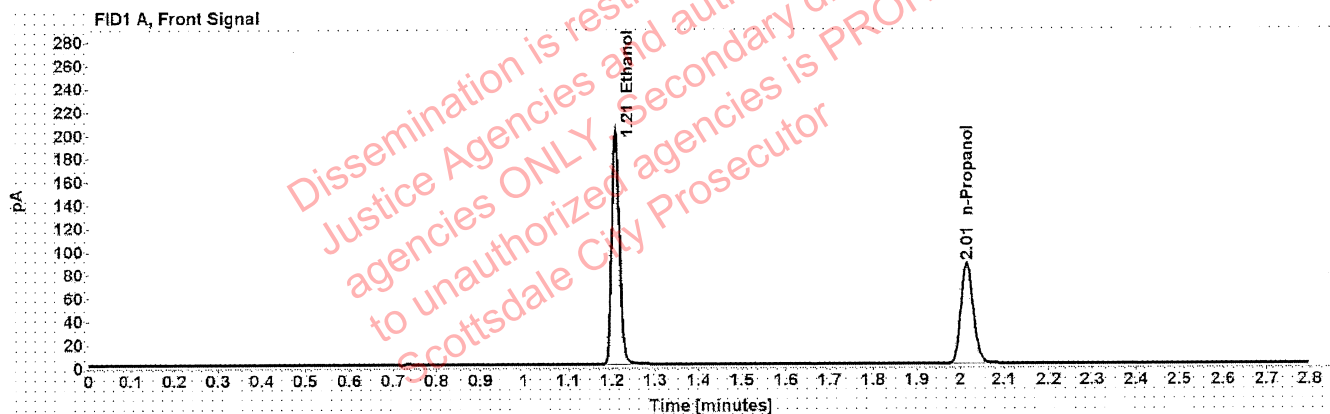


Table 1: FID 1 A (column DB-ALC1)

Compound	Time (min)	Peak Area
Ethanol	1.209	255.453
n-Propanol	2.015	172.687

Table 2: FID 2 B (column DB-ALC2)

Compound	Time (min)	Peak Area
Ethanol	1.373	322.242
n-Propanol	2.465	216.027

# Scottsdale Police Department Crime Lab Volatiles Analysis

483

Sample:	071521AQ	Vial:	5
Description:	Negative	LIMS ID:	
Method:	ethanol quant.M	Sequence:	10Aug21
Instrument:	US14173023 CN14160045	Injection date:	8/10/2021 12:13:42 PM
Data file:	C:\Chem32\1\Data\10Aug21\5.D	Analyst:	Brooke

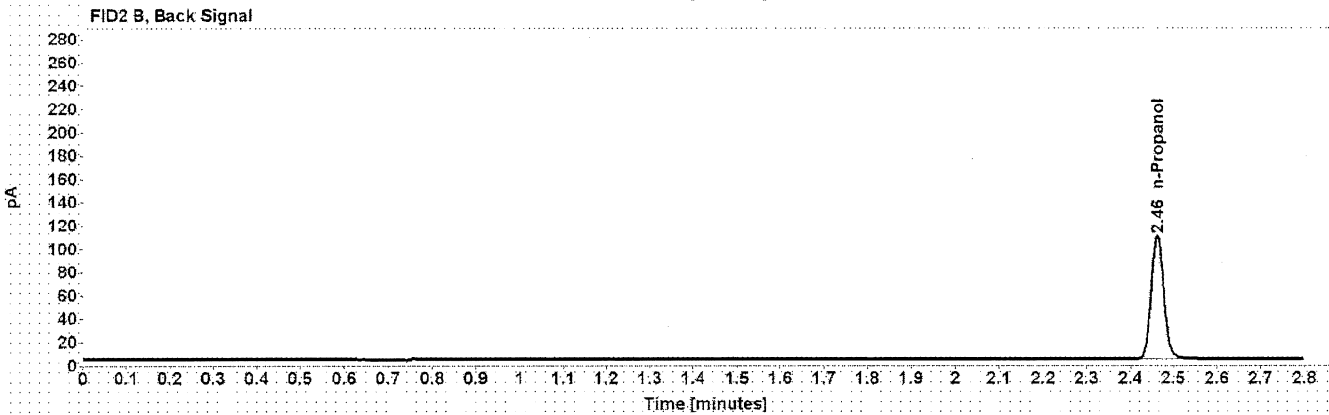
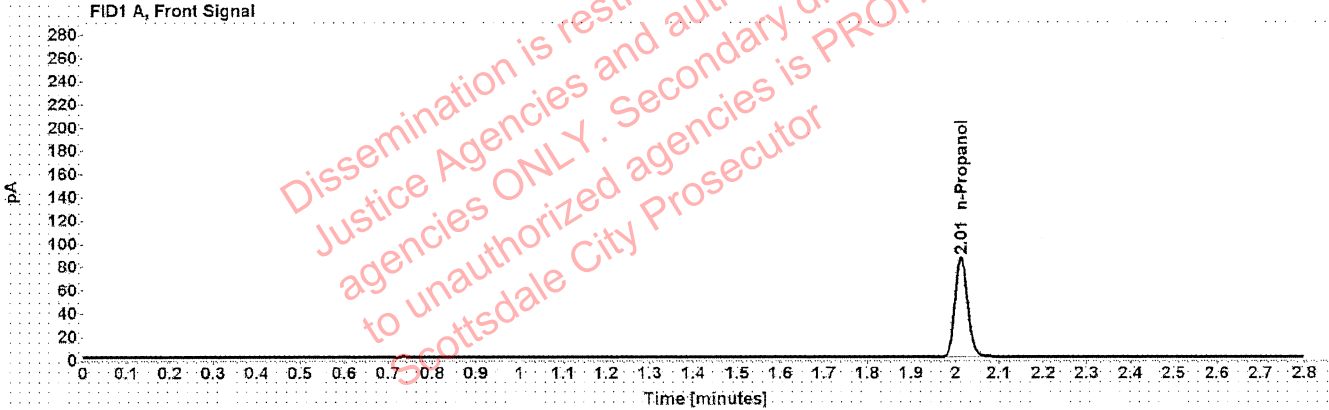


Table 1: FID 1 A (column DB-ALC1)

Compound	Amount (g/100mL)	Time (min)	Peak Area
n-Propanol	-----	2.013	170.795

Table 2: FID 2 B (column DB-ALC2)

Compound	Time (min)	Peak Area
n-Propanol	2.463	213.766

# Scottsdale Police Department Crime Lab Volatiles Analysis

JB

Sample:	050721MIX	Vial:	6
Description:	Volatiles mix	LIMS ID:	
Method:	ethanol quant.M	Sequence:	10Aug21
Instrument:	US14173023 CN14160045	Injection date:	8/10/2021 12:17:42 PM
Data file:	C:\Chem321\Data\10Aug21\6.D	Analyst:	Brooke

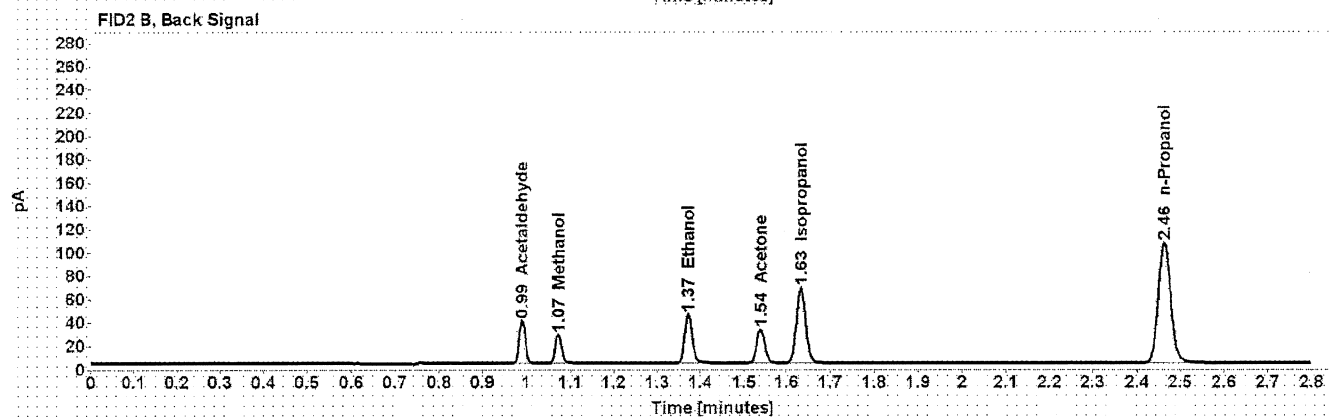
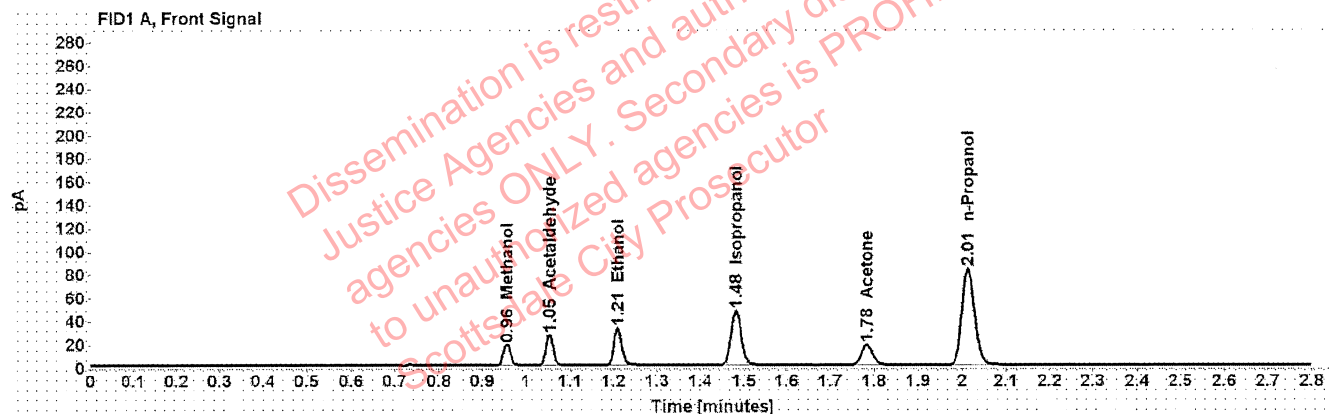


Table 1: FID 1 A (column DB-ALC1)

Compound	Amount (g/100mL)	Time (min)	Peak Area
Methanol	-----	0.956	20.346
Acetaldehyde	-----	1.054	28.601
>Ethanol	0.0700	1.209	40.985
Isopropanol	-----	1.482	75.535
Acetone	-----	1.783	30.315
n-Propanol	-----	2.014	165.523

Table 2: FID 2 B (column DB-ALC2)

Compound	Time (min)	Peak Area
Acetaldehyde	0.990	37.147
Methanol	1.073	26.220
Ethanol	1.372	51.531
Acetone	1.538	38.328
Isopropanol	1.633	97.096
n-Propanol	2.463	207.201



# Scottsdale Police Department Crime Lab Volatiles Analysis

TB

Sample:	11092018-A	Vial:	7
Description:	0.400	LIMS ID:	
Method:	ethanol quant.M	Sequence:	10Aug21
Instrument:	US14173023 CN14160045	Injection date:	8/10/2021 12:21:57 PM
Data file:	C:\Chem321\Data\10Aug21\7.D	Analyst:	Brooke

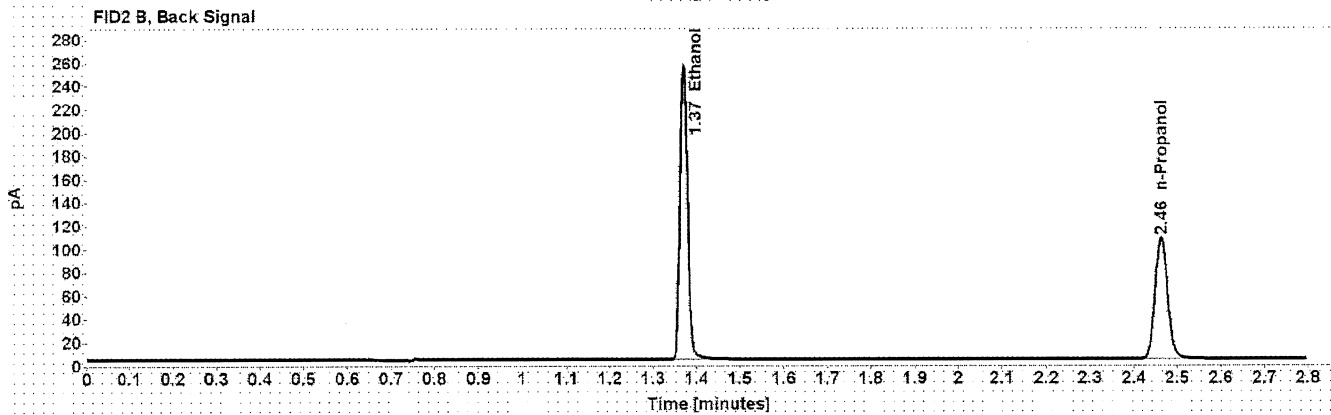
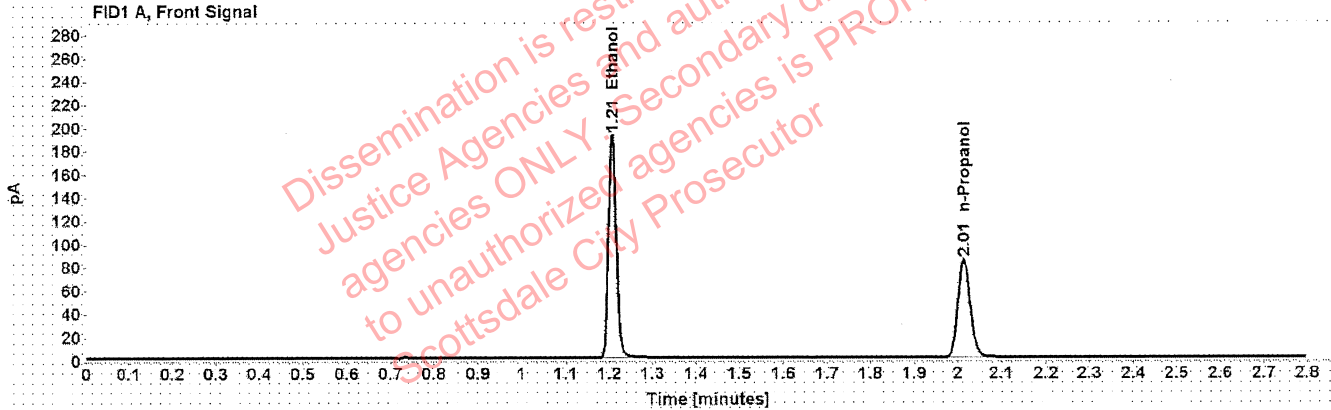


Table 1: FID 1 A (column DB-ALC1)

Compound	Amount (g/100mL)	Time (min)	Peak Area
>Ethanol	0.3938	1.207	243.236
n-Propanol	-----	2.014	167.599

Table 2: FID 2 B (column DB-ALC2)

Compound	Time (min)	Peak Area
Ethanol	1.371	306.726
n-Propanol	2.463	209.560

# Scottsdale Police Department Crime Lab Volatiles Analysis

493

Sample:	14082019-B	Vial:	8
Description:	0.040	LIMS ID:	
Method:	ethanol quant.M	Sequence:	10Aug21
Instrument:	US14173023 CN14160045	Injection date:	8/10/2021 12:25:57 PM
Data file:	C:\Chem321\1\Data\10Aug21\8.D	Analyst:	Brooke

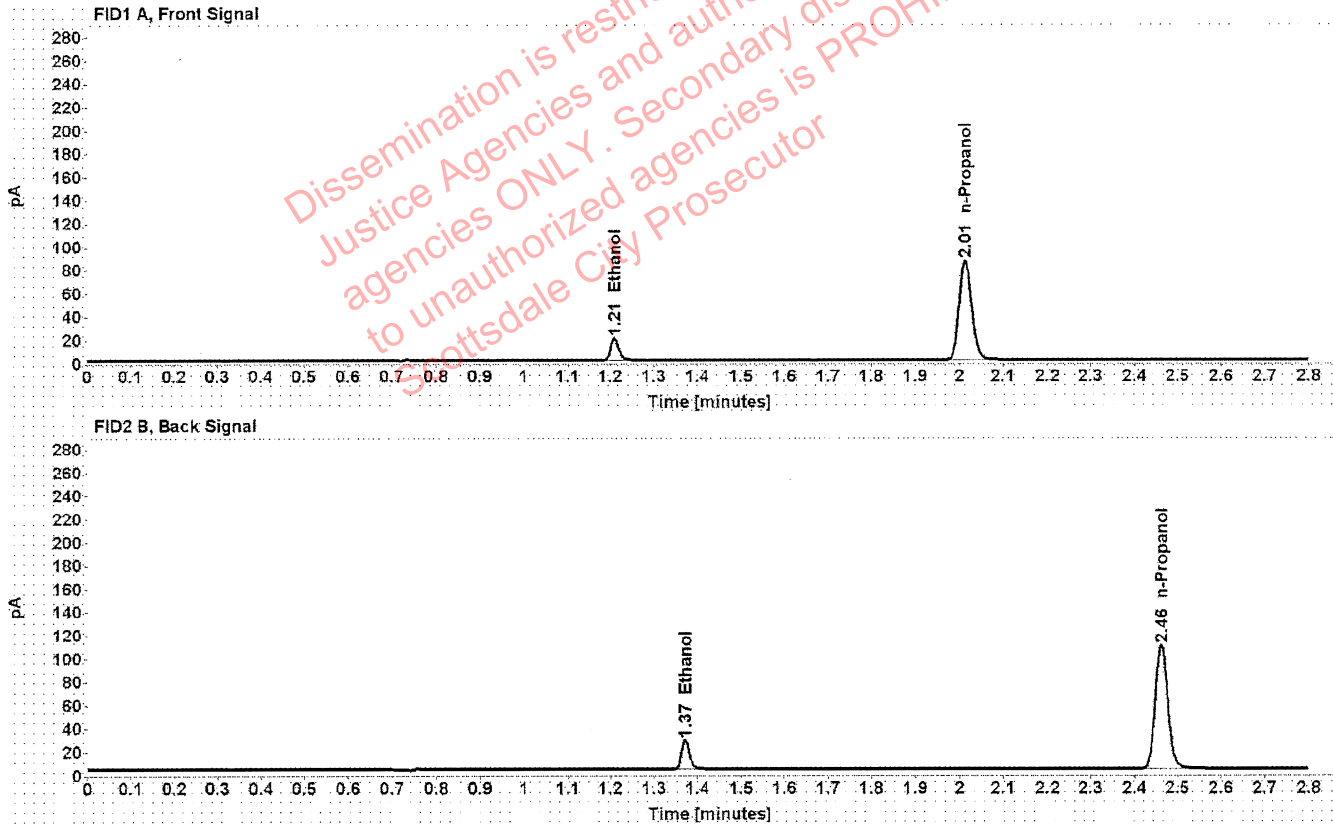


Table 1: FID 1 A (column DB-ALC1)

Compound	Amount (g/100mL)	Time (min)	Peak Area
>Ethanol	0.0425	1.210	24.839
n-Propanol	-----	2.013	170.615

Table 2: FID 2 B (column DB-ALC2)

Compound	Time (min)	Peak Area
Ethanol	1.371	31.188
n-Propanol	2.462	213.566

# Scottsdale Police Department Crime Lab Volatiles Analysis

493

Sample:	4101018274/9	Vial:	9
Description:	0.200	LIMS ID:	
Method:	ethanol quant.M	Sequence:	10Aug21
Instrument:	US14173023 CN14160045	Injection date:	8/10/2021 12:29:57 PM
Data file:	C:\Chem32\1\Data\10Aug21\9.D	Analyst:	Brooke

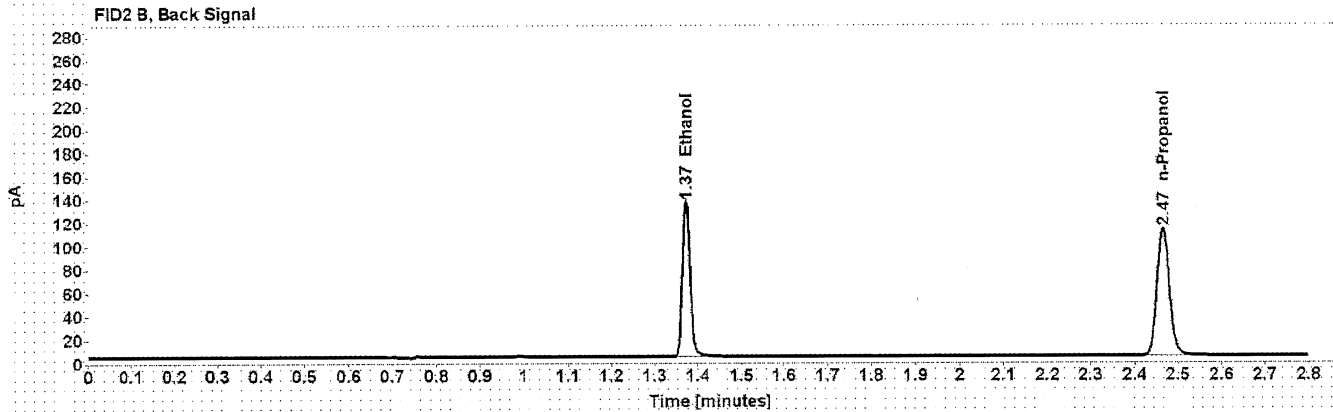
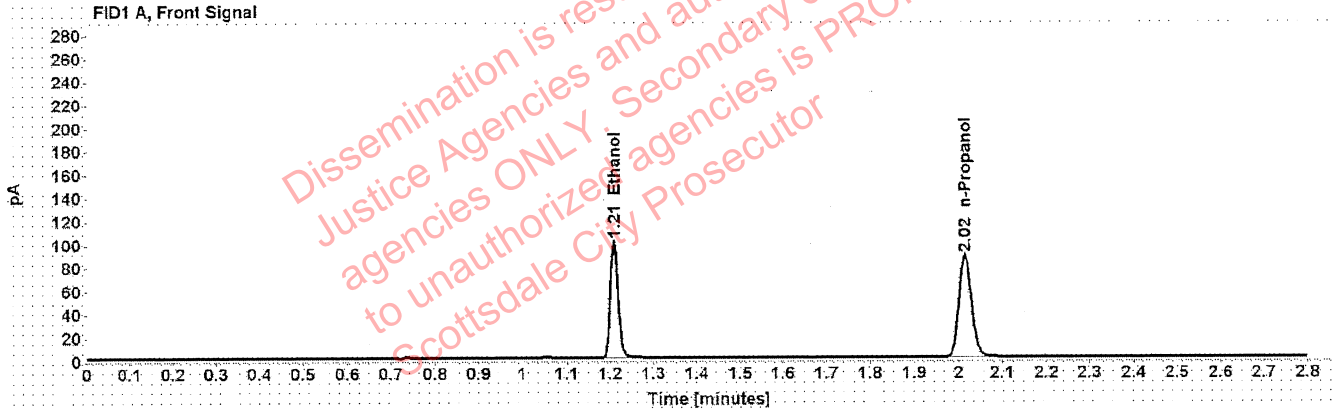


Table 1: FID 1 A (column DB-ALC1)

Compound	Amount (g/100mL)	Time (min)	Peak Area
>Ethanol	0.2015	1.209	128.514
n-Propanol	-----	2.015	174.475

Table 2: FID 2 B (column DB-ALC2)

Compound	Time (min)	Peak Area
Ethanol	1.373	162.538
n-Propanol	2.465	218.695

# Scottsdale Police Department Crime Lab Volatiles Analysis



Sample:	20012020-B	Vial:	20
Description:	0.080	LIMS ID:	
Method:	ethanol quant.M	Sequence:	10Aug21
Instrument:	US14173023 CN14160045	Injection date:	8/10/2021 1:14:28 PM
Data file:	C:\Chem32\1\Data\10Aug21\20.D	Analyst:	Brooke

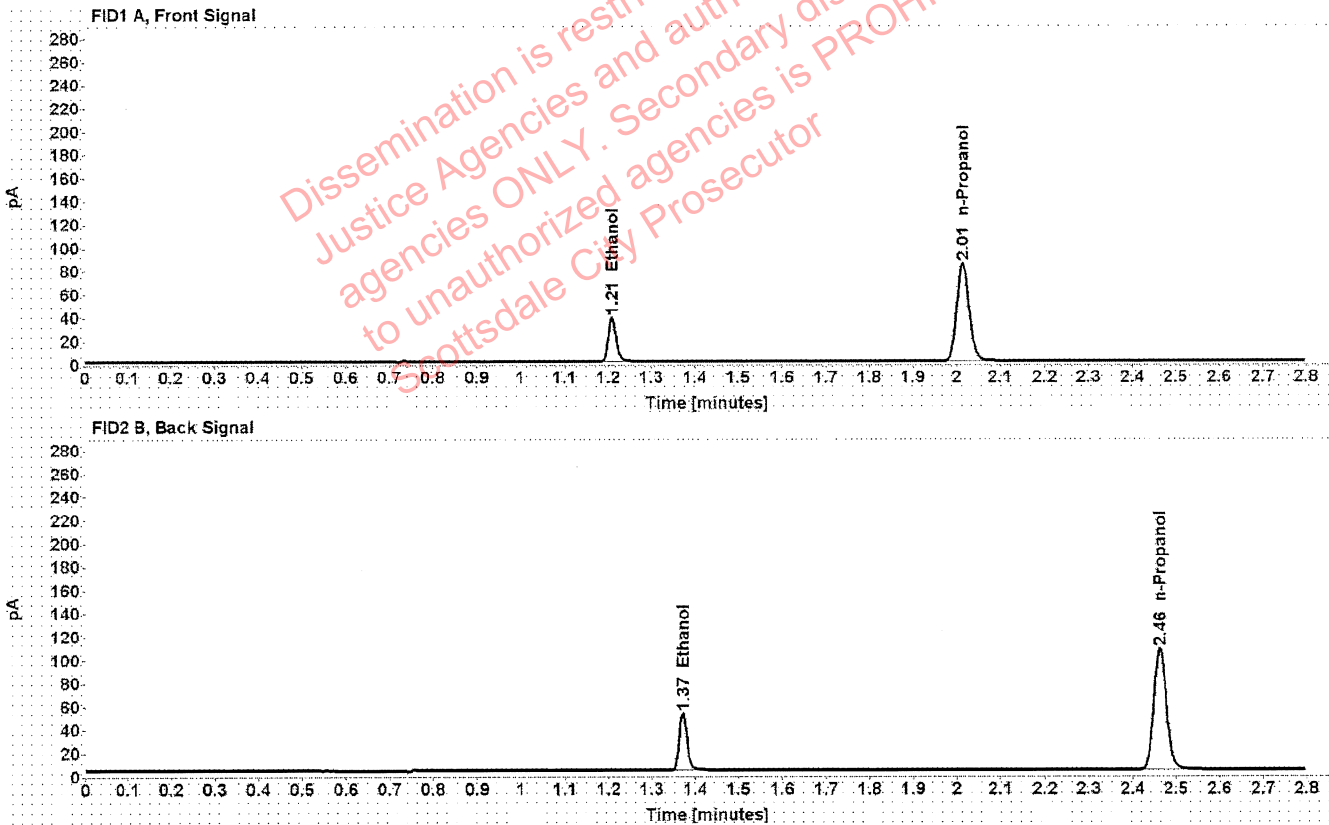


Table 1: FID 1 A (column DB-ALC1)

Compound	Amount (g/100mL)	Time (min)	Peak Area
>Ethanol	0.0808	1.209	48.319
n-Propanol	-----	2.014	167.914

Table 2: FID 2 B (column DB-ALC2)

Compound	Time (min)	Peak Area
Ethanol	1.371	60.808
n-Propanol	2.463	210.984

# Scottsdale Police Department Crime Lab Volatiles Analysis

78

Sample:	4101018274/9	Vial:	31
Description:	0.200	LIMS ID:	
Method:	ethanol quant.M	Sequence:	10Aug21
Instrument:	US14173023 CN14160045	Injection date:	8/10/2021 1:58:58 PM
Data file:	C:\Chem32\1\Data\10Aug21\31.D	Analyst:	Brooke

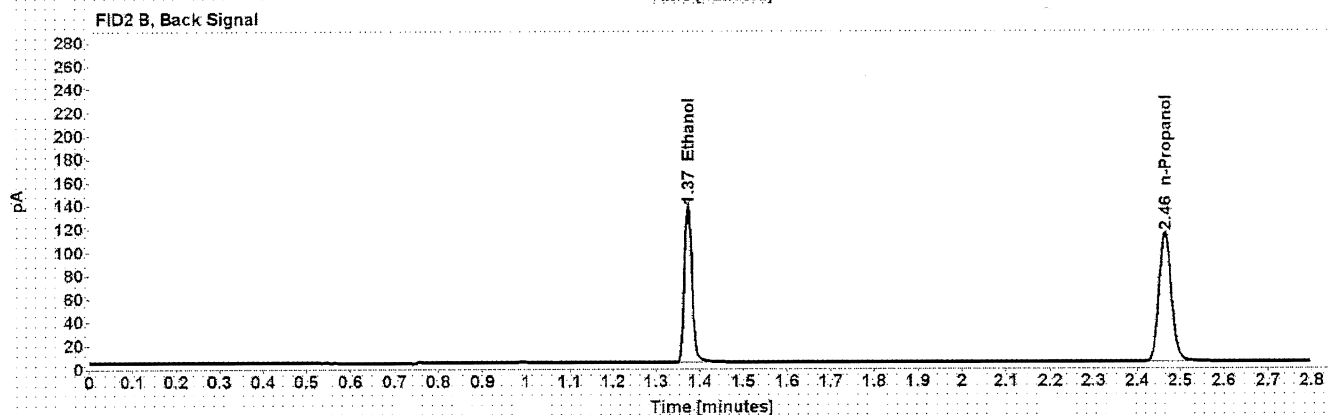
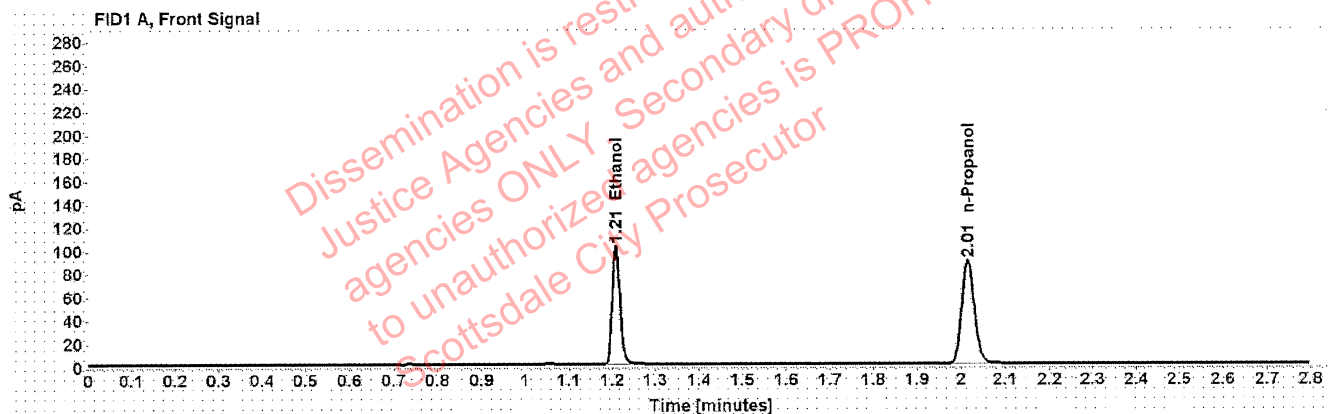


Table 1: FID 1 A (column DB-ALC1)

Compound	Amount (g/100mL)	Time (min)	Peak Area
>Ethanol	0.2010	1.209	130.075
n-Propanol	-----	2.015	177.053

Table 2: FID 2 B (column DB-ALC2)

Compound	Time (min)	Peak Area
Ethanol	1.373	164.660
n-Propanol	2.465	222.648

# Scottsdale Police Department Crime Lab Volatiles Analysis

48

Sample:	20012020-B	Vial:	42
Description:	0.080	LIMS ID:	
Method:	ethanol quant.M	Sequence:	10Aug21
Instrument:	US14173023 CN14160045	Injection date:	8/10/2021 2:43:12 PM
Data file:	C:\Chem32\1\Data\10Aug21\42.D	Analyst:	Brooke

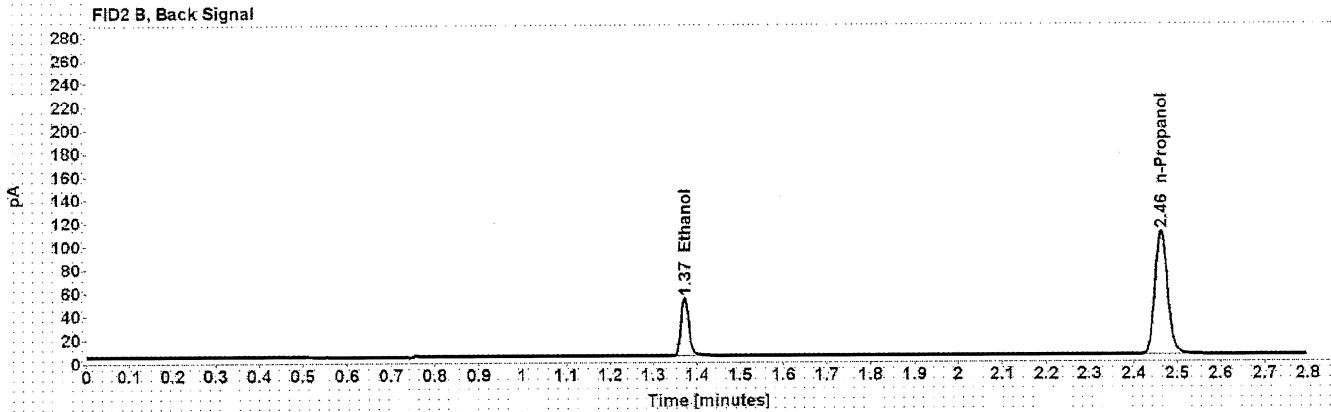
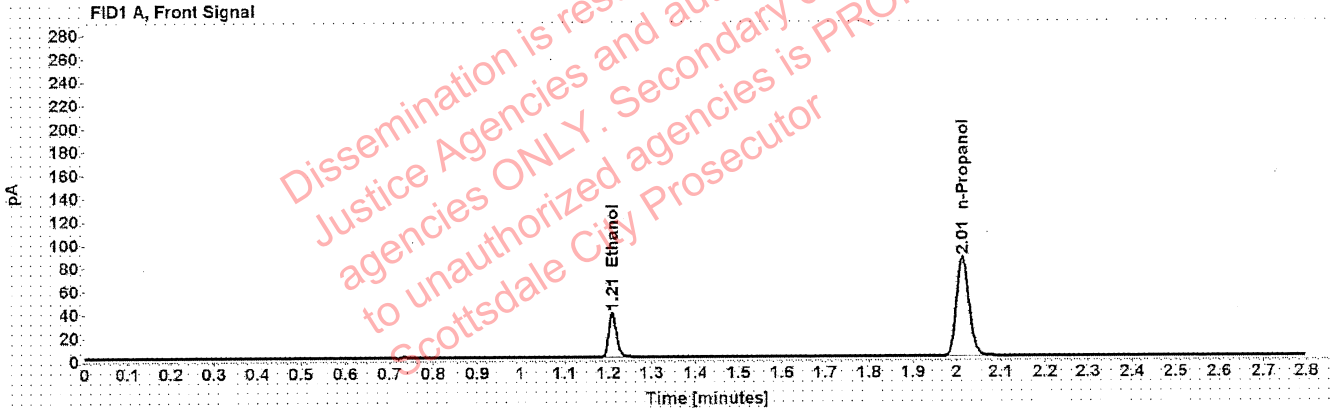


Table 1: FID 1 A (column DB-ALC1)

Compound	Amount (g/100mL)	Time (min)	Peak Area
>Ethanol	0.0805	1.209	48.762
n-Propanol	-----	2.014	170.086

Table 2: FID 2 B (column DB-ALC2)

Compound	Time (min)	Peak Area
Ethanol	1.371	61.412
n-Propanol	2.463	214.116

# Scottsdale Police Department Crime Lab Volatiles Analysis

YRB

Sample:	4101018274/9	Vial:	53
Description:	0.200	LIMS ID:	
Method:	ethanol quant.M	Sequence:	10Aug21
Instrument:	US14173023 CN14160045	Injection date:	8/10/2021 3:27:43 PM
Data file:	C:\Chem32\1\Data\10Aug21\53.D	Analyst:	Brooke

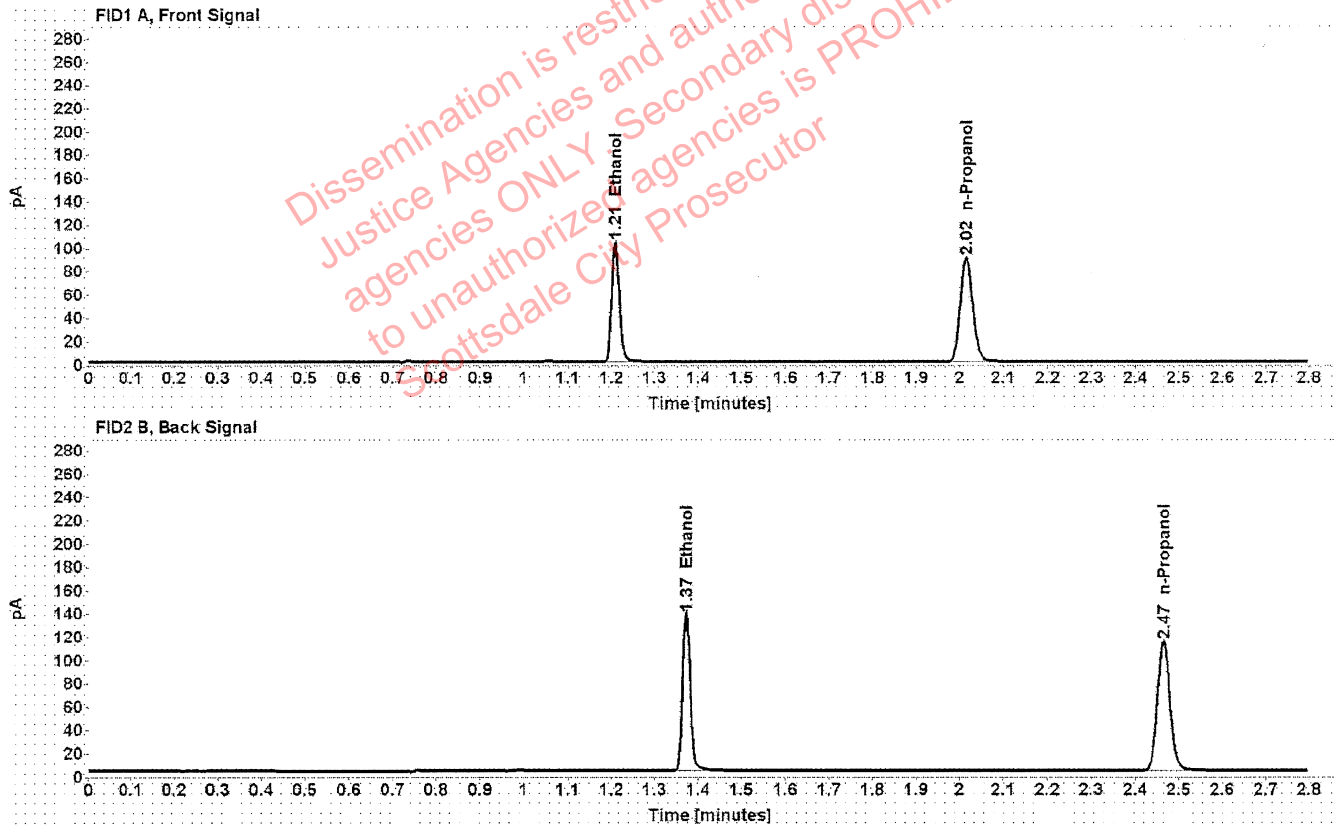


Table 1: FID 1 A (column DB-ALC1)

Compound	Amount (g/100mL)	Time (min)	Peak Area
>Ethanol	0.2016	1.209	131.121
n-Propanol	-----	2.015	177.919

Table 2: FID 2 B (column DB-ALC2)

Compound	Time (min)	Peak Area
Ethanol	1.373	166.013
n-Propanol	2.465	223.964

# Scottsdale Police Department Crime Lab Volatiles Analysis

TB

Sample: 11092018-A	Vial: 62
Description: 0.400	LIMS ID:
Method: ethanol quant.M	Sequence: 10Aug21
Instrument: US14173023 CN14160045	Injection date: 8/10/2021 4:04:12 PM
Data file: C:\Chem32\1\Data\10Aug21\62.D	Analyst: Brooke

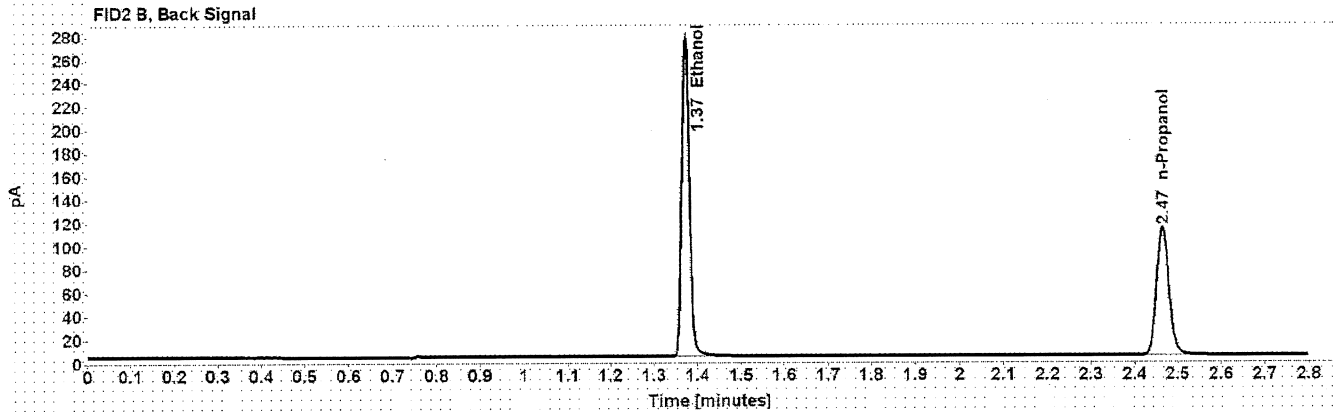
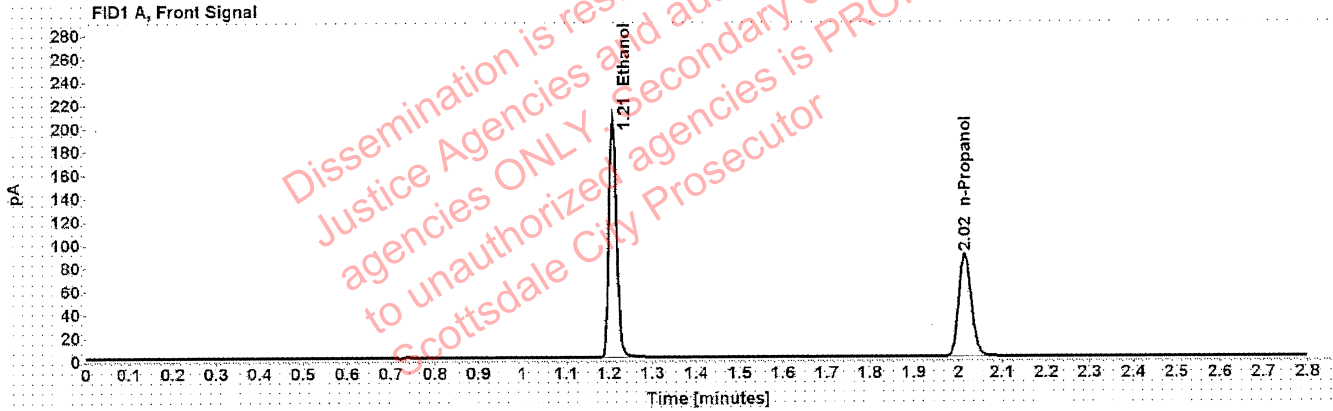


Table 1: FID 1 A (column DB-ALC1)

Compound	Amount (g/100mL)	Time (min)	Peak Area
>Ethanol	0.4041	1.209	262.754
n-Propanol	-----	2.015	176.378

Table 2: FID 2 B (column DB-ALC2)

Compound	Time (min)	Peak Area
Ethanol	1.373	332.780
n-Propanol	2.465	221.762



# Scottsdale Police Department Crime Lab Volatiles Analysis

4B

Sample:	14082019-B	Vial:	63
Description:	0.040	LIMS ID:	
Method:	ethanol quant.M	Sequence:	10Aug21
Instrument:	US14173023 CN14160045	Injection date:	8/10/2021 4:08:13 PM
Data file:	C:\Chem32\1\Data\10Aug21\63.D	Analyst:	Brooke

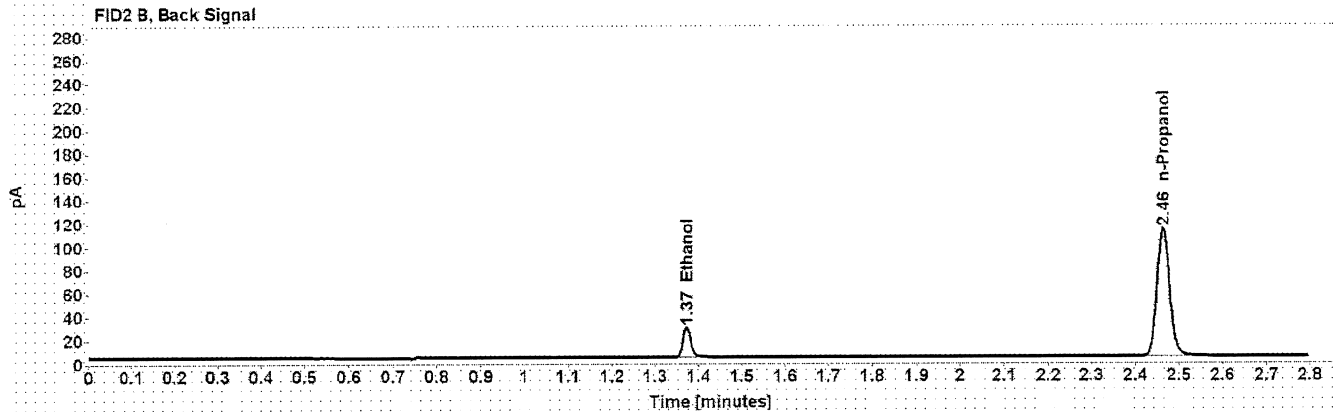
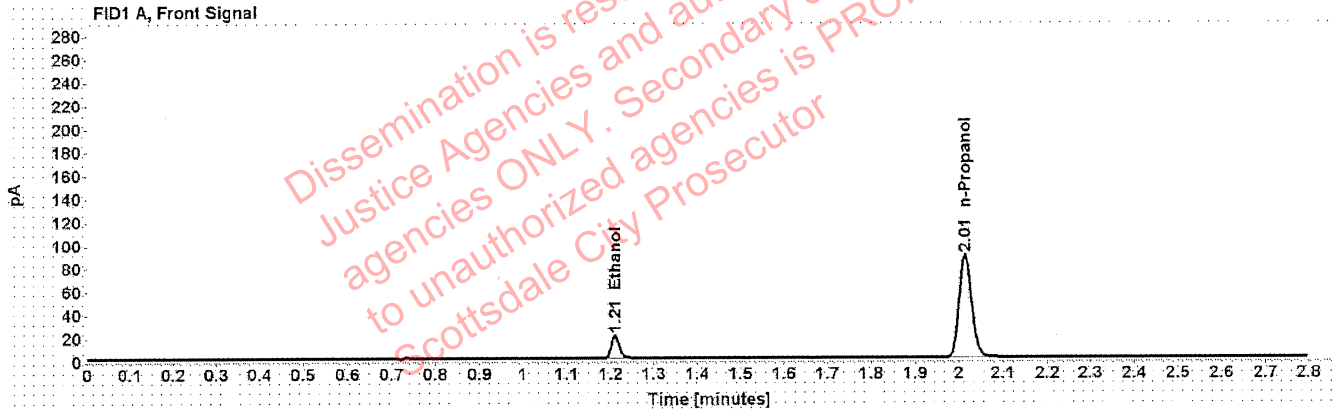


Table 1: FID 1 A (column DB-ALC1)

Compound	Amount (g/100mL)	Time (min)	Peak Area
>Ethanol	0.0422	1.210	25.433
n-Propanol	-----	2.014	176.102

Table 2: FID 2 B (column DB-ALC2)

Compound	Time (min)	Peak Area
Ethanol	1.373	31.991
n-Propanol	2.464	221.312

# Scottsdale Police Department Crime Lab Volatiles Analysis

PB

Sample:	4101018274/9	Vial:	64
Description:	0.200	LIMS ID:	
Method:	ethanol quant.M	Sequence:	10Aug21
Instrument:	US14173023 CN14160045	Injection date:	8/10/2021 4:12:13 PM
Data file:	C:\Chem32\1\Data\10Aug21\64.D	Analyst:	Brooke

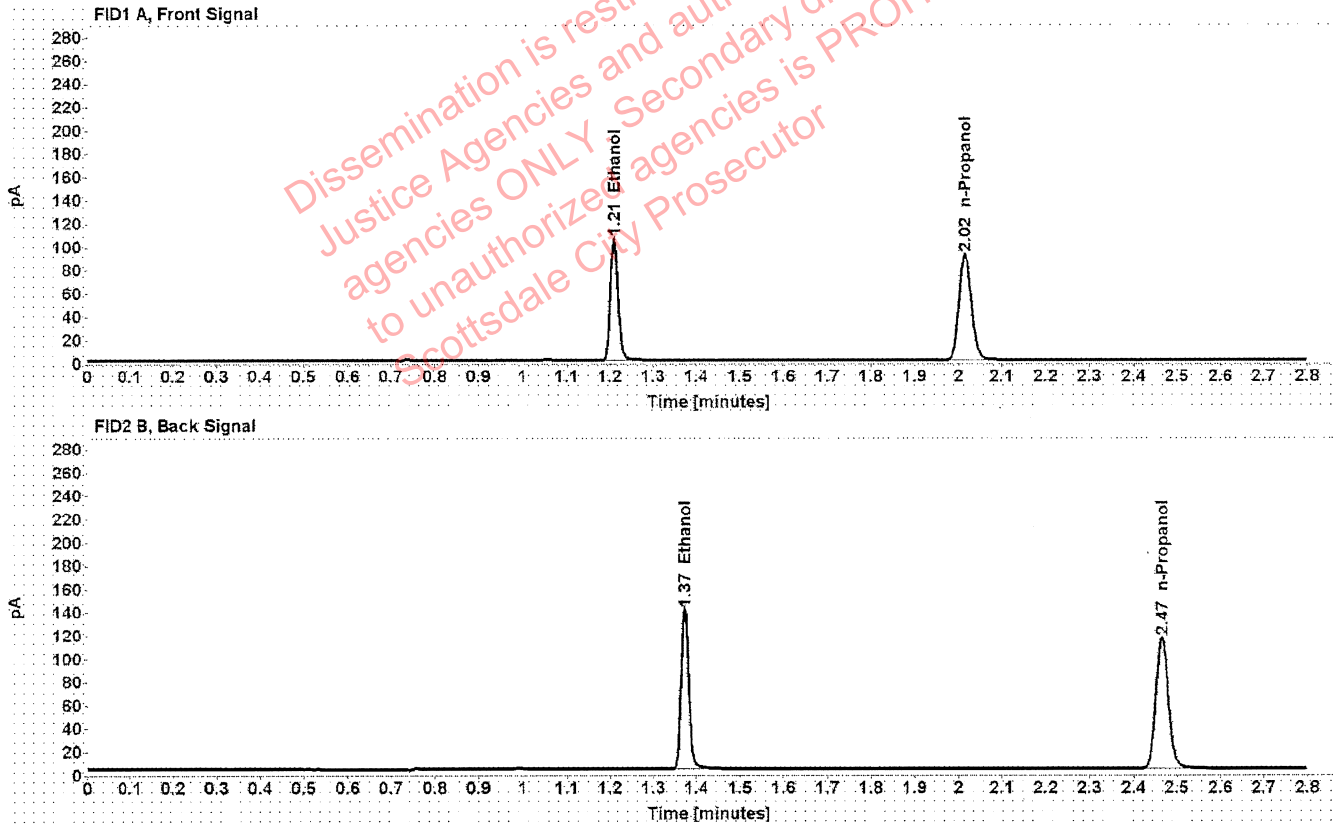


Table 1: FID 1 A (column DB-ALC1)

Compound	Amount (g/100mL)	Time (min)	Peak Area
>Ethanol	0.2021	1.209	133.655
n-Propanol	-----	2.015	180.925

Table 2: FID 2 B (column DB-ALC2)

Compound	Time (min)	Peak Area
Ethanol	1.373	169.212
n-Propanol	2.465	227.399

# Scottsdale Police Department Crime Lab Volatiles Analysis

470

Sample:	111020WB	Vial:	65
Description:	Negative	LIMS ID:	
Method:	ethanol quant.M	Sequence:	10Aug21
Instrument:	US14173023 CN14160045	Injection date:	8/10/2021 4:16:13 PM
Data file:	C:\Chem32\1\Data\10Aug21\65.D	Analyst:	Brooke

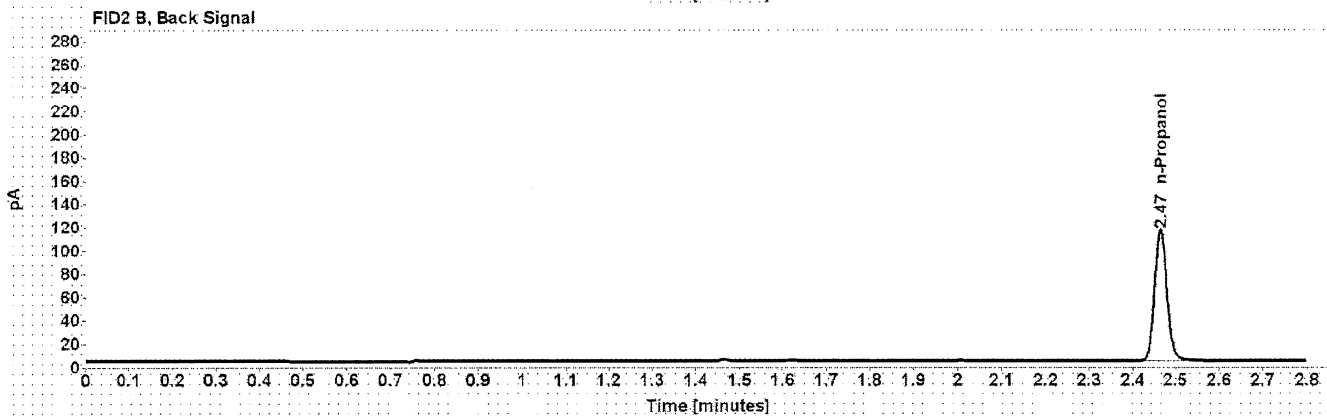
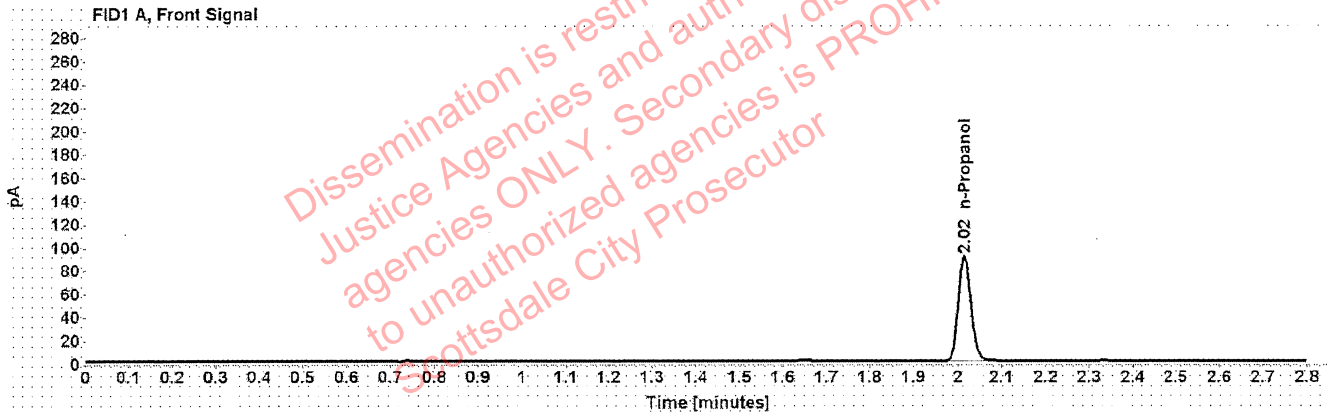


Table 1: FID 1 A (column DB-ALC1)

Compound	Amount (g/100mL)	Time (min)	Peak Area
n-Propanol	-----	2.015	179.472

Table 2: FID 2 B (column DB-ALC2)

Compound	Time (min)	Peak Area
n-Propanol	2.465	226.504

# Sequence Summary

AS

Sequence name: 10Aug21      Instrument: US14173023 CN14160045      Analyst: Brooke

Vial	Sample	Description	Type	LIMS ID	Method
1	FN06141806	0.020 calibrator	Calibration		ethanol quant.M
2	FN05311902	0.100 calibrator	Calibration		ethanol quant.M
3	FN05101903	0.200 calibrator	Calibration		ethanol quant.M
4	FN10051906	0.400 calibrator	Calibration		ethanol quant.M
5	071521AQ	Negative	Control		ethanol quant.M
6	050721MIX	Volatiles mix	Control		ethanol quant.M
7	11092018-A	0.400	Control		ethanol quant.M
8	14082019-B	0.040	Control		ethanol quant.M
9	4101018274/9	0.200	Control		ethanol quant.M
10	1366688		Sample		ethanol quant.M
11	1366688		Sample		ethanol quant.M
12	22701CB		Sample		ethanol quant.M
13	22701CB		Sample		ethanol quant.M
14	17601LM		Sample		ethanol quant.M
15	17601LM		Sample		ethanol quant.M
16	38801MK		Sample		ethanol quant.M
17	38801MK		Sample		ethanol quant.M
18	33801AZ		Sample		ethanol quant.M
19	33801AZ		Sample		ethanol quant.M
20	20012020-B	0.080	Control		ethanol quant.M
21	1383063		Sample		ethanol quant.M
22	1383063		Sample		ethanol quant.M
23	1371191		Sample		ethanol quant.M
24	1371191		Sample		ethanol quant.M
25	1347557		Sample		ethanol quant.M
26	1347557		Sample		ethanol quant.M
27	1382063		Sample		ethanol quant.M
28	1382063		Sample		ethanol quant.M
29	1379368		Sample		ethanol quant.M
30	1379368		Sample		ethanol quant.M
31	4101018274/9	0.200	Control		ethanol quant.M
32	1349573		Sample		ethanol quant.M
33	1349573		Sample		ethanol quant.M
34	1343438		Sample		ethanol quant.M
35	1343438		Sample		ethanol quant.M
36	1343180		Sample		ethanol quant.M
37	1343180		Sample		ethanol quant.M
38	1356056		Sample		ethanol quant.M
39	1356056		Sample		ethanol quant.M
40	1365549		Sample		ethanol quant.M
41	1365549		Sample		ethanol quant.M
42	20012020-B	0.080	Control		ethanol quant.M
43	1380028		Sample		ethanol quant.M
44	1380028		Sample		ethanol quant.M
45	1378600		Sample		ethanol quant.M
46	1378600		Sample		ethanol quant.M
47	1383847		Sample		ethanol quant.M

Dissemination is restricted to Criminal Justice Agencies and authorized agencies only. Secondary dissemination to unauthorized agencies is PROHIBITED. Scottsdale City Prosecutor

# Sequence Summary

FB

48	1383847		Sample		ethanol quant.M
49	1384005		Sample		ethanol quant.M
50	1384005		Sample		ethanol quant.M
51	1384003		Sample		ethanol quant.M
52	1384003		Sample		ethanol quant.M
53	4101018274/9	0.200	Control		ethanol quant.M
54	1384007		Sample		ethanol quant.M
55	1384007		Sample		ethanol quant.M
56	1383843		Sample		ethanol quant.M
57	1383843		Sample		ethanol quant.M
58	1381928		Sample		ethanol quant.M
59	1381928		Sample		ethanol quant.M
60	1384114		Sample		ethanol quant.M
61	1384114		Sample		ethanol quant.M
62	11092018-A	0.400	Control		ethanol quant.M
63	14082019-B	0.040	Control		ethanol quant.M
64	4101018274/9	0.200	Control		ethanol quant.M
65	111020WB	Negative	Control		ethanol quant.M

Dissemination is restricted to Criminal Justice Agencies and authorized agencies ONLY. Secondary dissemination to unauthorized agencies is PROHIBITED.

# Scottsdale Police Department Crime Laboratory Summary of Cases

PB

SEQUENCE NAME: 10Aug21

ANALYST: Brooke

Vials	Test 1 (g/dL)	Test 2 (g/dL)	Mean (g/dL)	Percent Difference*	Absolute Difference (g/dL)*
10 11	0.1301	0.1305	0.13030	0.15	0.00020
12 13	0.0865	0.0871	0.08680	0.35	0.00030
14 15	0.1344	0.1354	0.13490	0.37	0.00050
16 17	0.1692	0.1712	0.17020	0.59	0.00100
18 19	0.1069	0.1077	0.10730	0.37	0.00040
21 22	0.3325	0.3327	0.33260	0.03	0.00010
23 24	0.0000	0.0000	0.00000	0.00	0.00000
25 26	0.1001	0.1005	0.10030	0.20	0.00020
27 28	0.0536	0.0540	0.05380	0.37	0.00020
29 30	0.2589	0.2610	0.25995	0.40	0.00105
32 33	0.1011	0.1005	0.10080	0.30	0.00030
34 35	0.0922	0.0924	0.09230	0.11	0.00010
36 37	0.1427	0.1426	0.14265	0.04	0.00005
38 39	0.1092	0.1094	0.10930	0.09	0.00010
40 41	0.1763	0.1742	0.17525	0.60	0.00105
43 44	0.0665	0.0668	0.06665	0.23	0.00015
45 46	0.3033	0.3056	0.30445	0.38	0.00115
47 48	0.1649	0.1637	0.16430	0.37	0.00060
49 50	0.2870	0.2883	0.28765	0.23	0.00065
51 52	0.2070	0.2076	0.20730	0.14	0.00030
54 55	0.0884	0.0886	0.08850	0.11	0.00010
56 57	0.1574	0.1573	0.15735	0.03	0.00005
58 59	0.2141	0.2134	0.21375	0.16	0.00035
60 61	0.0541	0.0550	0.05455	0.82	0.00045

\*Calculated differences are differences from the mean of the two results.



### Scottsdale Police Department Crime Lab Volatiles Analysis

Sample:	1366688	Vial:	10
Description:	[REDACTED]	LIMS ID:	[REDACTED]
Method:	ethanol quant.M	Sequence:	10Aug21
Instrument:	US14173023 CN14160045	Injection date:	8/10/2021 12:33:57 PM
Data file:	C:\Chem32\1\Data\10Aug21\10.D	Analyst:	Brooke

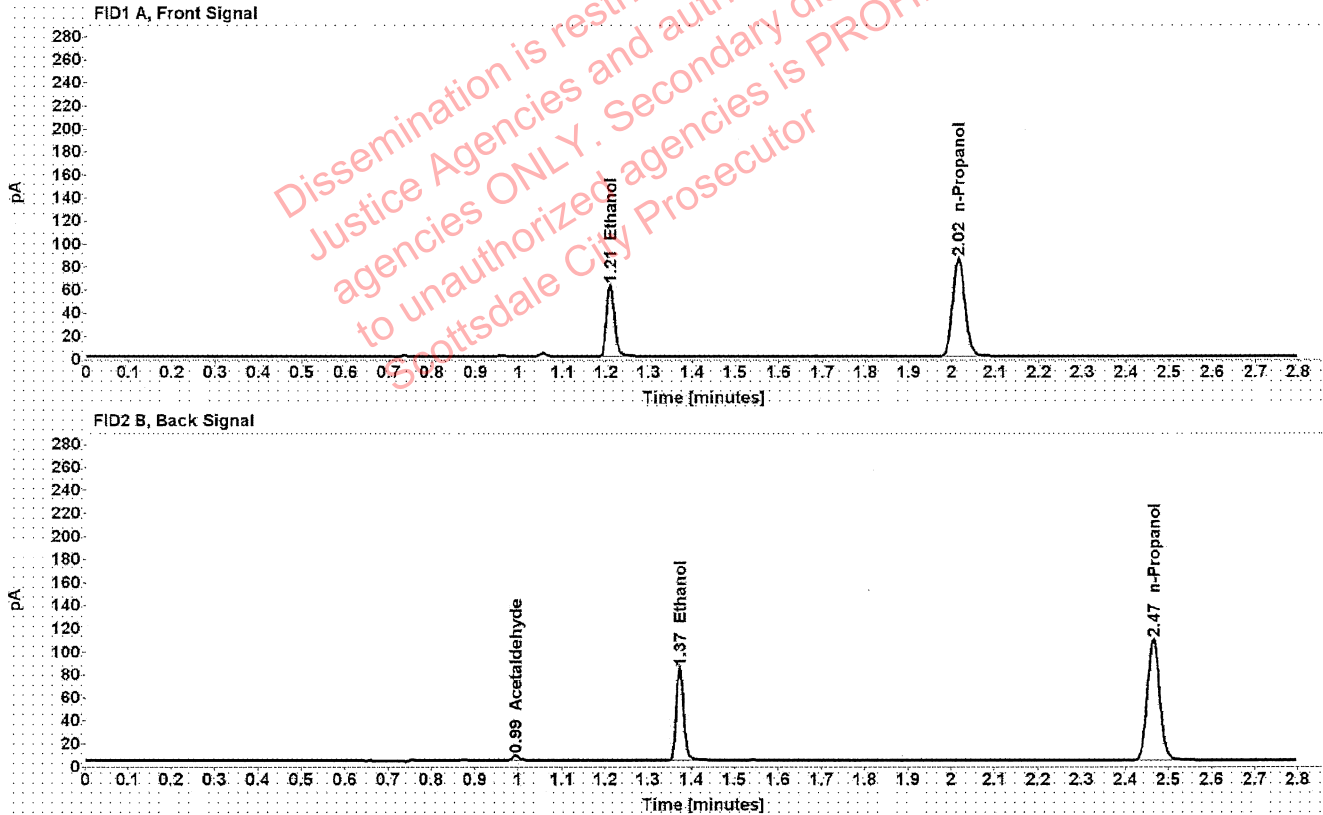


Table 1: FID 1 A (column DB-ALC1)

Compound	Amount (g/100mL)	Time (min)	Peak Area
>Ethanol	0.1301	1.210	79.670
n-Propanol	-----	2.015	169.122

Table 2: FID 2 B (column DB-ALC2)

Compound	Time (min)	Peak Area
Acetaldehyde	0.994	5.300
Ethanol	1.373	98.535
n-Propanol	2.465	212.498



### Scottsdale Police Department Crime Lab Volatiles Analysis

Sample:	1366688	Vial:	11
Description:	[REDACTED]	LIMS ID:	[REDACTED]
Method:	ethanol quant.M	Sequence:	10Aug21
Instrument:	US14173023 CN14160045	Injection date:	8/10/2021 12:37:58 PM
Data file:	C:\Chem32\1\Data\10Aug21\11.D	Analyst:	Brooke

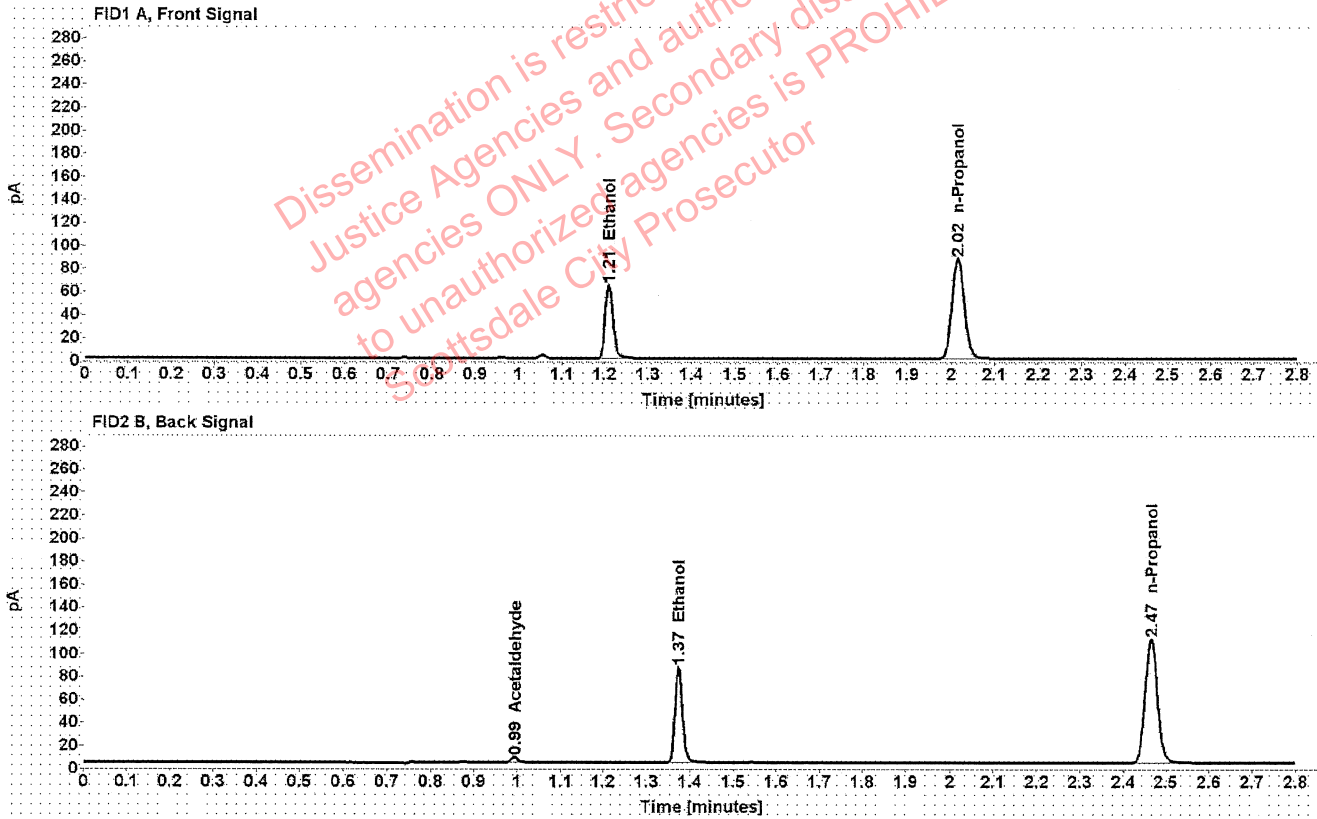


Table 1: FID 1 A (column DB-ALC1)

Compound	Amount (g/100mL)	Time (min)	Peak Area
>Ethanol	0.1305	1.210	81.831
n-Propanol	-----	2.015	173.106

Table 2: FID 2 B (column DB-ALC2)

Compound	Time (min)	Peak Area
Acetaldehyde	0.994	5.419
Ethanol	1.373	101.461
n-Propanol	2.465	217.831

Brooke, Phillip - (11-Aug-2021)

Case: User: pbrooke 8/11/2021

### Scottsdale Police Department Crime Lab Volatiles Analysis

Sample:	22701CB	Vial:	12
Description:		LIMS ID:	
Method:	ethanol quant.M	Sequence:	10Aug21
Instrument:	US14173023 CN14160045	Injection date:	8/10/2021 12:41:57 PM
Data file:	C:\Chem32\1\Data\10Aug21\12.D	Analyst:	Brooke

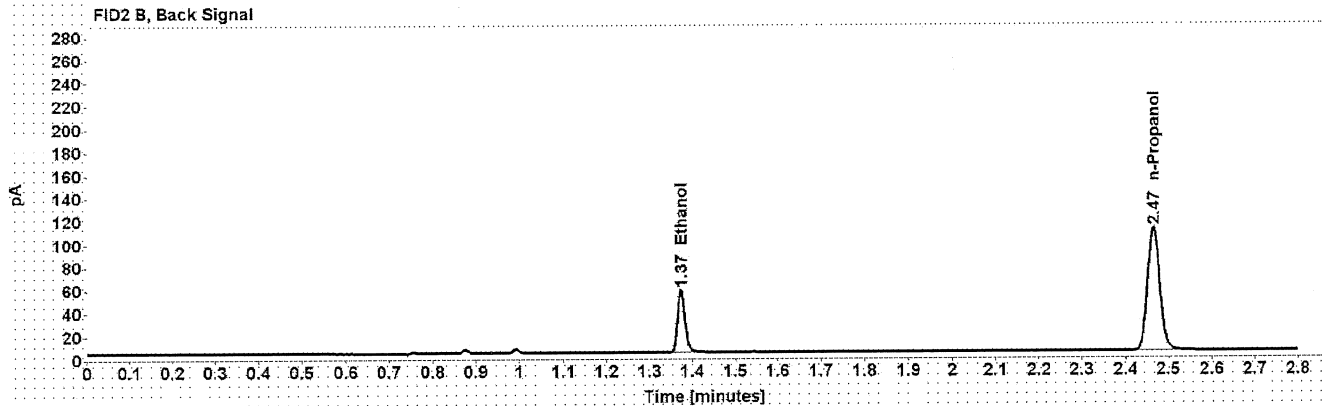
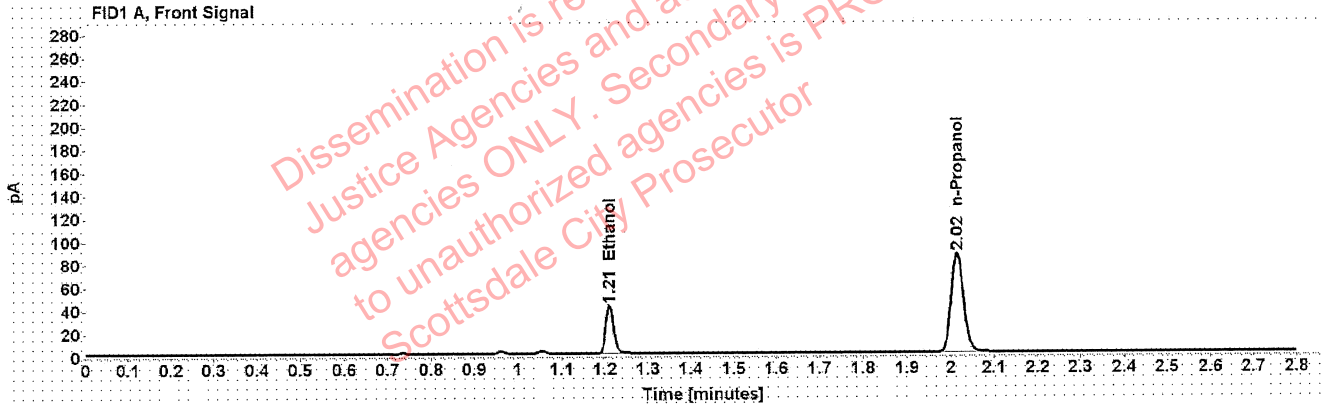


Table 1: FID 1 A (column DB-ALC1)

Compound	Amount (g/100mL)	Time (min)	Peak Area
>Ethanol	0.0865	1.210	52.916
n-Propanol	-----	2.015	171.285

Table 2: FID 2 B (column DB-ALC2)

Compound	Time (min)	Peak Area
Ethanol	1.374	66.558
n-Propanol	2.465	215.685

### Scottsdale Police Department Crime Lab Volatiles Analysis

Sample:	22701CB	Vial:	13
Description:	[REDACTED]	LIMS ID:	[REDACTED]
Method:	ethanol quant.M	Sequence:	10Aug21
Instrument:	US14173023 CN14160045	Injection date:	8/10/2021 12:46:12 PM
Data file:	C:\Chem32\1\Data\10Aug21\13.D	Analyst:	Brooke

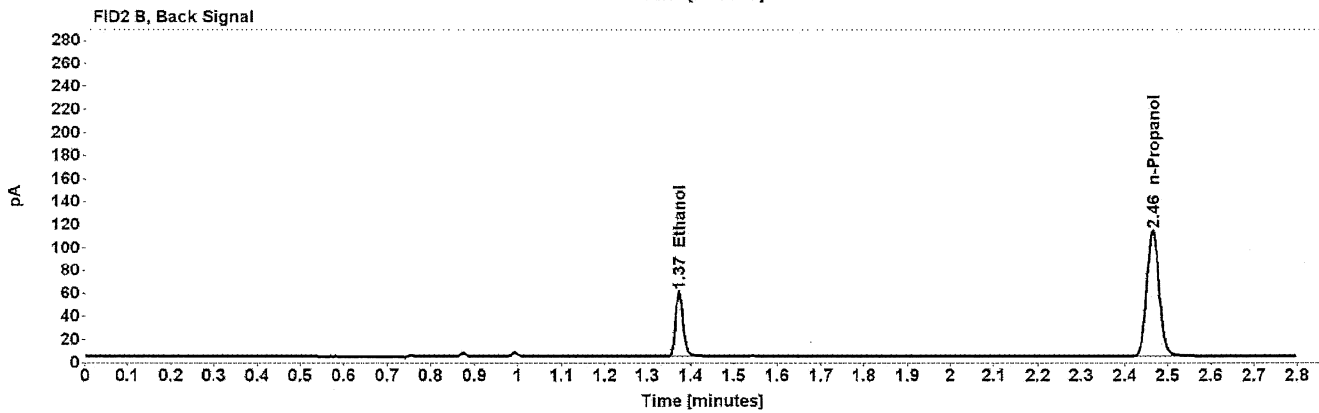
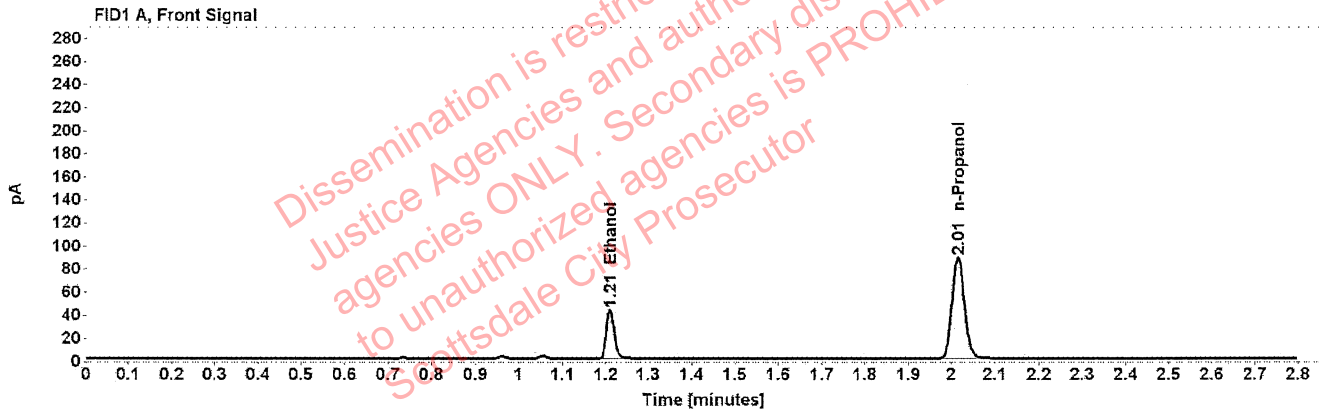


Table 1: FID 1 A (column DB-ALC1)

Compound	Amount (g/100mL)	Time (min)	Peak Area
>Ethanol	0.0871	1.210	54.442
n-Propanol	-----	2.015	174.985

Table 2: FID 2 B (column DB-ALC2)

Compound	Time (min)	Peak Area
Ethanol	1.373	68.403
n-Propanol	2.465	220.301

### Scottsdale Police Department Crime Lab Volatiles Analysis

Sample:	17601LM	Vial:	14
Description:	[REDACTED]	LIMS ID:	[REDACTED]
Method:	ethanol quant.M	Sequence:	10Aug21
Instrument:	US14173023 CN14160045	Injection date:	8/10/2021 12:50:12 PM
Data file:	C:\Chem32\1\Data\10Aug21\14.D	Analyst:	Brooke

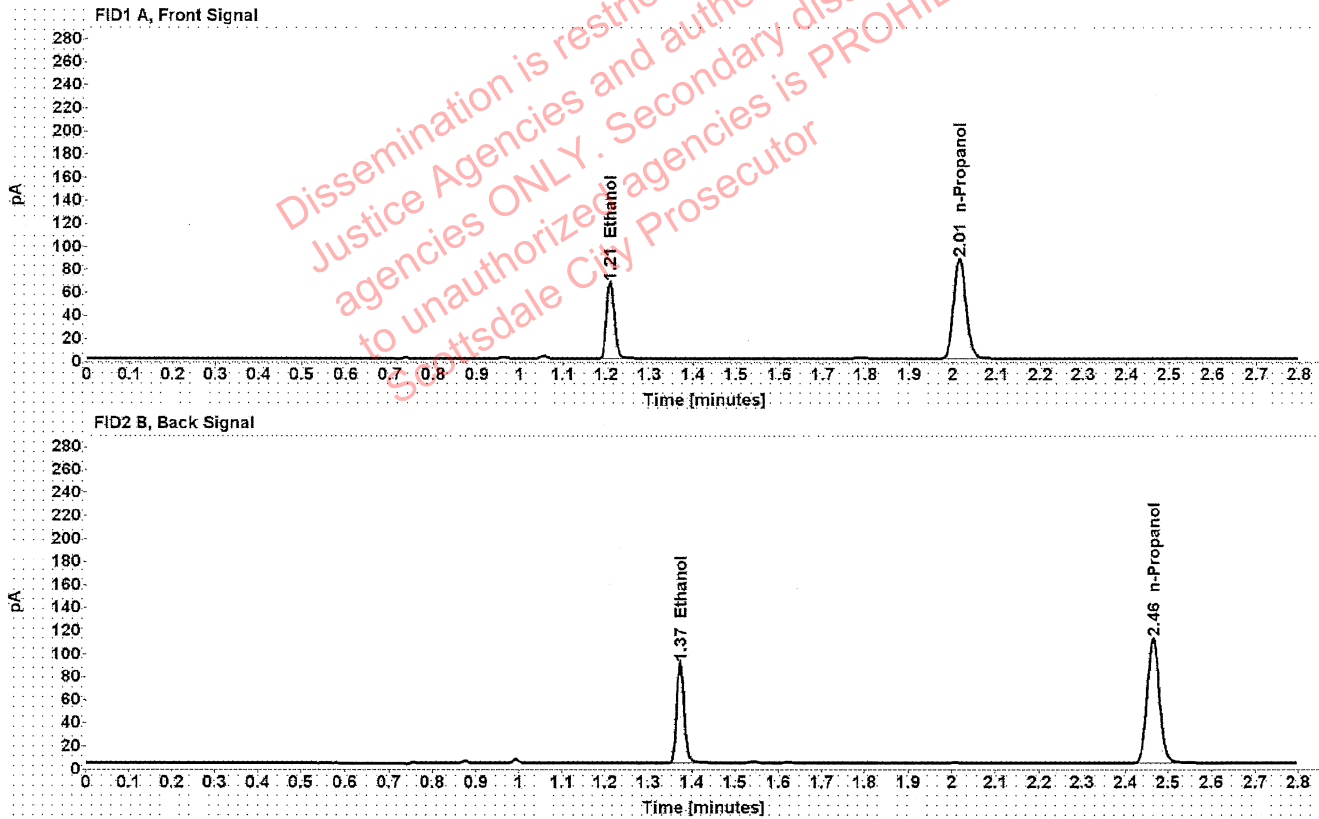


Table 1: FID 1 A (column DB-ALC1)

Compound	Amount (g/100mL)	Time (min)	Peak Area
>Ethanol	0.1344	1.210	84.534
n-Propanol	-----	2.015	173.546

Table 2: FID 2 B (column DB-ALC2)

Compound	Time (min)	Peak Area
Ethanol	1.373	106.438
n-Propanol	2.465	218.779

### Scottsdale Police Department Crime Lab Volatiles Analysis

Sample:	17601LM	Vial:	15
Description:	[REDACTED]	LIMS ID:	[REDACTED]
Method:	ethanol quant.M	Sequence:	10Aug21
Instrument:	US14173023 CN14160045	Injection date:	8/10/2021 12:54:12 PM
Data file:	C:\Chem32\1\Data\10Aug21\15.D	Analyst:	Brooke

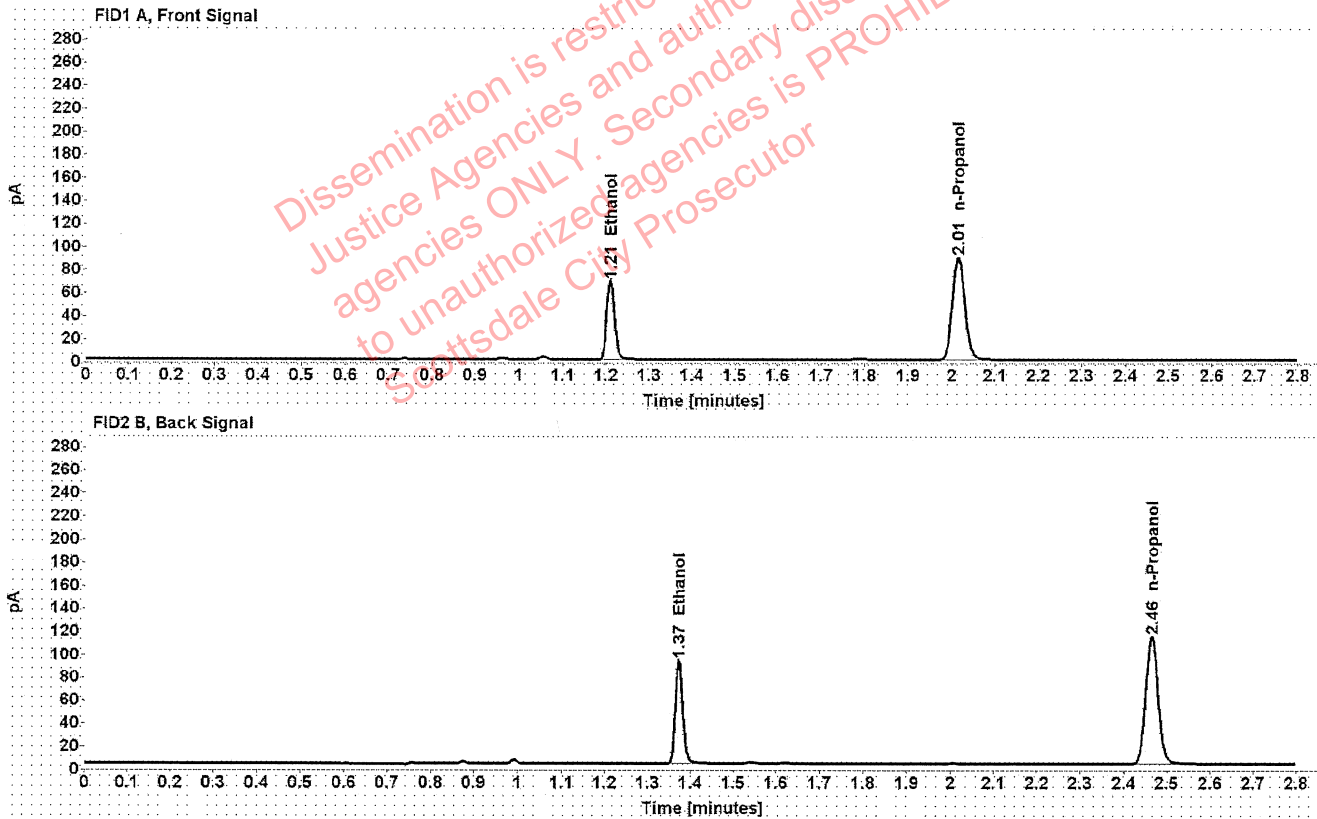


Table 1: FID 1 A (column DB-ALC1)

Compound	Amount (g/100mL)	Time (min)	Peak Area
>Ethanol	0.1354	1.210	87.316
n-Propanol	-----	2.015	177.918

Table 2: FID 2 B (column DB-ALC2)

Compound	Time (min)	Peak Area
Ethanol	1.373	109.934
n-Propanol	2.465	224.407

### Scottsdale Police Department Crime Lab Volatiles Analysis

Sample:	38801MK	Vial:	16
Description:	[REDACTED]	LIMS ID:	[REDACTED]
Method:	ethanol quant.M	Sequence:	10Aug21
Instrument:	US14173023 CN14160045	Injection date:	8/10/2021 12:58:12 PM
Data file:	C:\Chem32\1\Data\10Aug21\16.D	Analyst:	Brooke

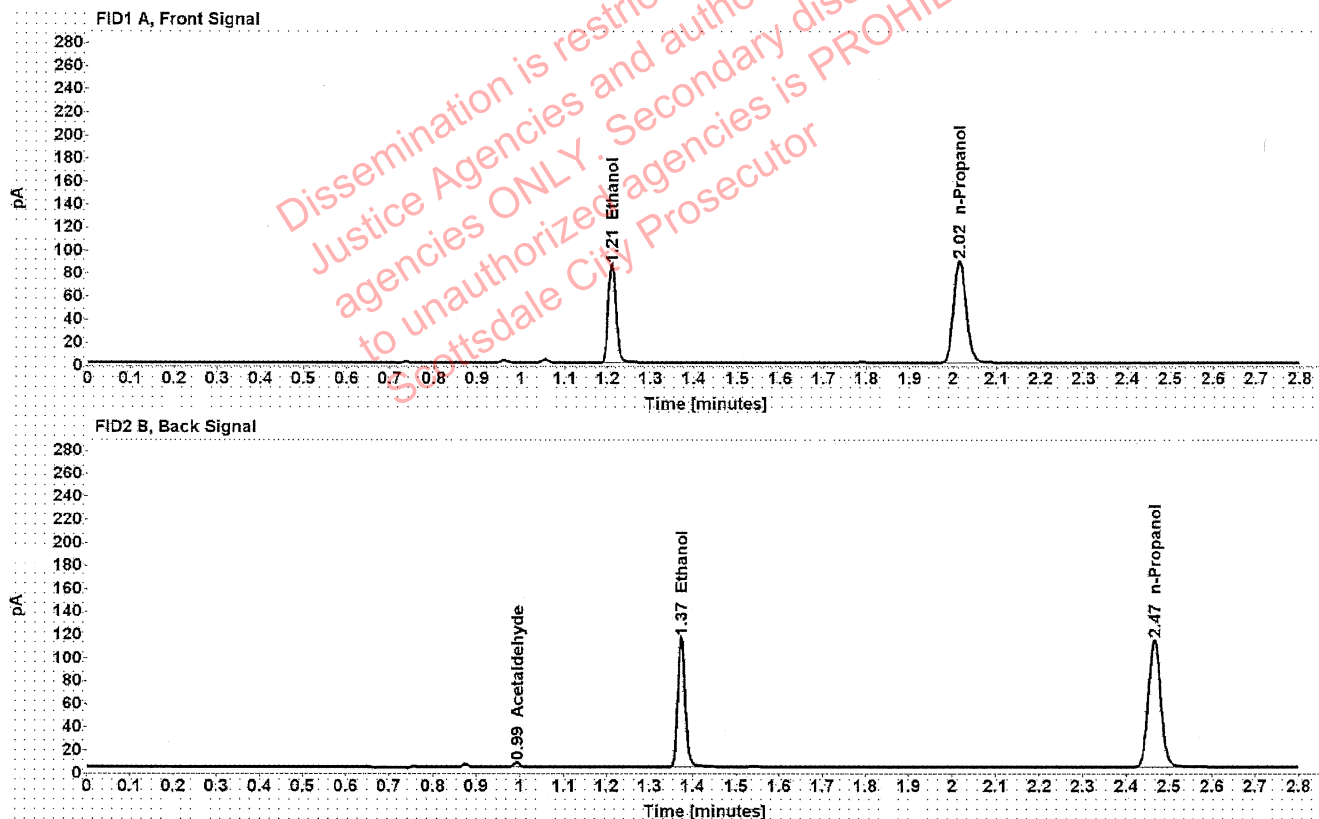


Table 1: FID 1 A (column DB-ALC1)

Compound	Amount (g/100mL)	Time (min)	Peak Area
>Ethanol	0.1692	1.210	109.024
n-Propanol	-----	2.015	176.871

Table 2: FID 2 B (column DB-ALC2)

Compound	Time (min)	Peak Area
Acetaldehyde	0.992	3.873
Ethanol	1.373	137.243
n-Propanol	2.465	222.257

### Scottsdale Police Department Crime Lab Volatiles Analysis

Sample:	38801MK	Vial:	17
Description:	[REDACTED]	LIMS ID:	[REDACTED]
Method:	ethanol quant.M	Sequence:	10Aug21
Instrument:	US14173023 CN14160045	Injection date:	8/10/2021 1:02:12 PM
Data file:	C:\Chem32\1\Data\10Aug21\17.D	Analyst:	Brooke

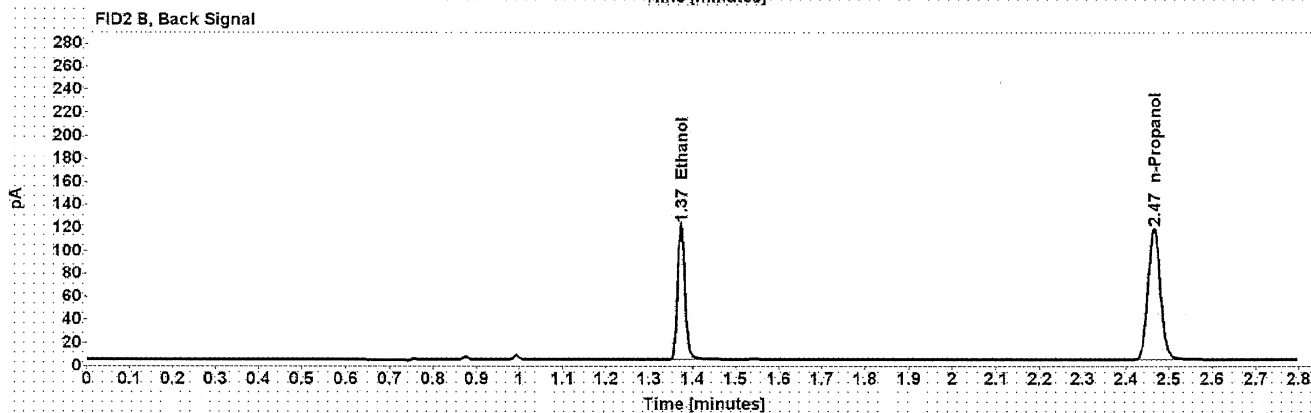
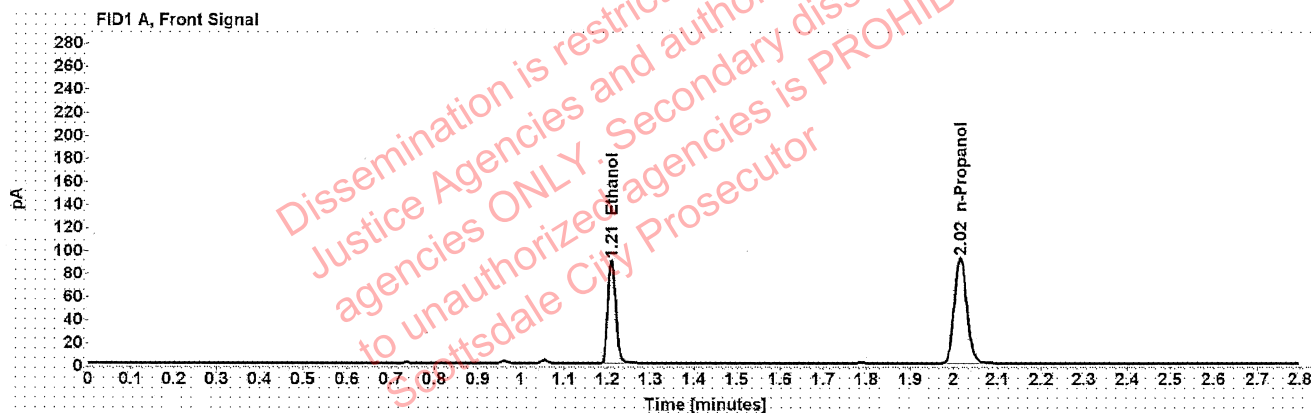


Table 1: FID 1 A (column DB-ALC1)

Compound	Amount (g/100mL)	Time (min)	Peak Area
>Ethanol	0.1712	1.210	114.065
n-Propanol	-----	2.015	182.876

Table 2: FID 2 B (column DB-ALC2)

Compound	Time (min)	Peak Area
Ethanol	1.373	143.567
n-Propanol	2.465	229.801

### Scottsdale Police Department Crime Lab Volatiles Analysis

Sample:	33801AZ	Vial:	18
Description:	[REDACTED]	LIMS ID:	[REDACTED]
Method:	ethanol quant.M	Sequence:	10Aug21
Instrument:	US14173023 CN14160045	Injection date:	8/10/2021 1:06:12 PM
Data file:	C:\Chem32\1\Data\10Aug21\18.D	Analyst:	Brooke

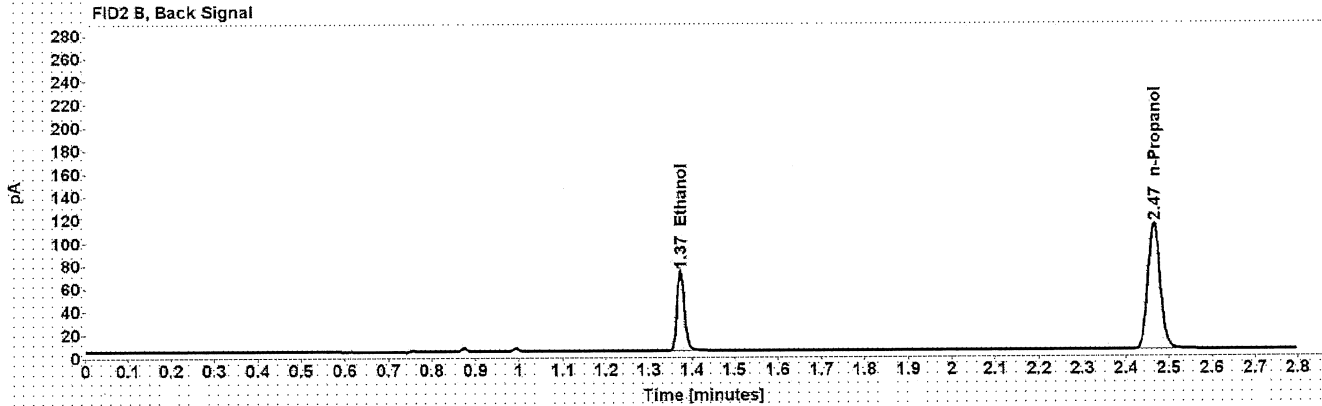
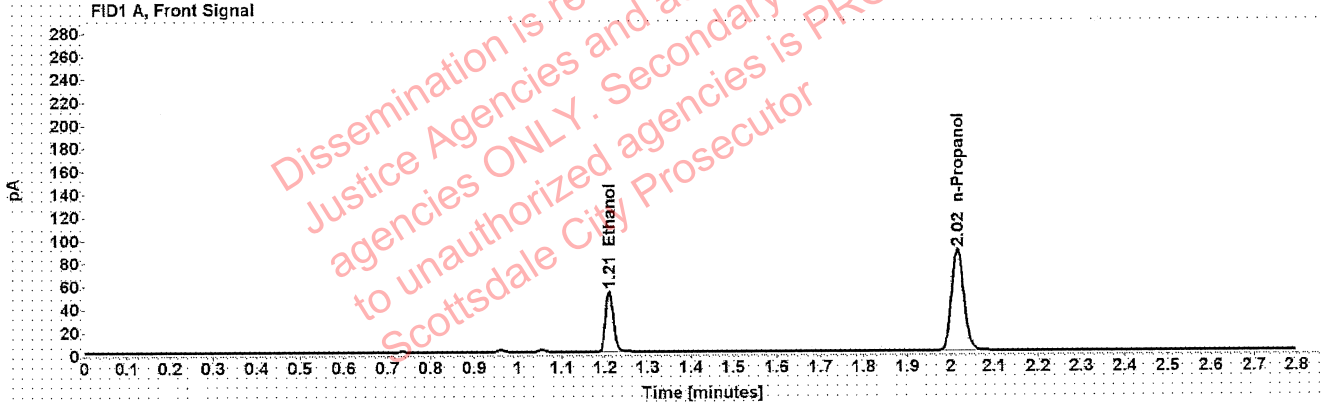


Table 1: FID 1 A (column DB-ALC1)

Compound	Amount (g/100mL)	Time (min)	Peak Area
>Ethanol	0.1069	1.210	67.498
n-Propanol	-----	2.015	175.389

Table 2: FID 2 B (column DB-ALC2)

Compound	Time (min)	Peak Area
Ethanol	1.373	84.838
n-Propanol	2.465	220.532



[REDACTED]: Brooke, Phillip - (11-Aug-2021)

Case: [REDACTED] User: pbrooke 8/11/2021

### Scottsdale Police Department Crime Lab Volatiles Analysis

Sample:	33801AZ	Vial:	19
Description:	[REDACTED]	LIMS ID:	[REDACTED]
Method:	ethanol quant.M	Sequence:	10Aug21
Instrument:	US14173023 CN14160045	Injection date:	8/10/2021 1:10:27 PM
Data file:	C:\Chem32\1\Data\10Aug21\19.D	Analyst:	Brooke

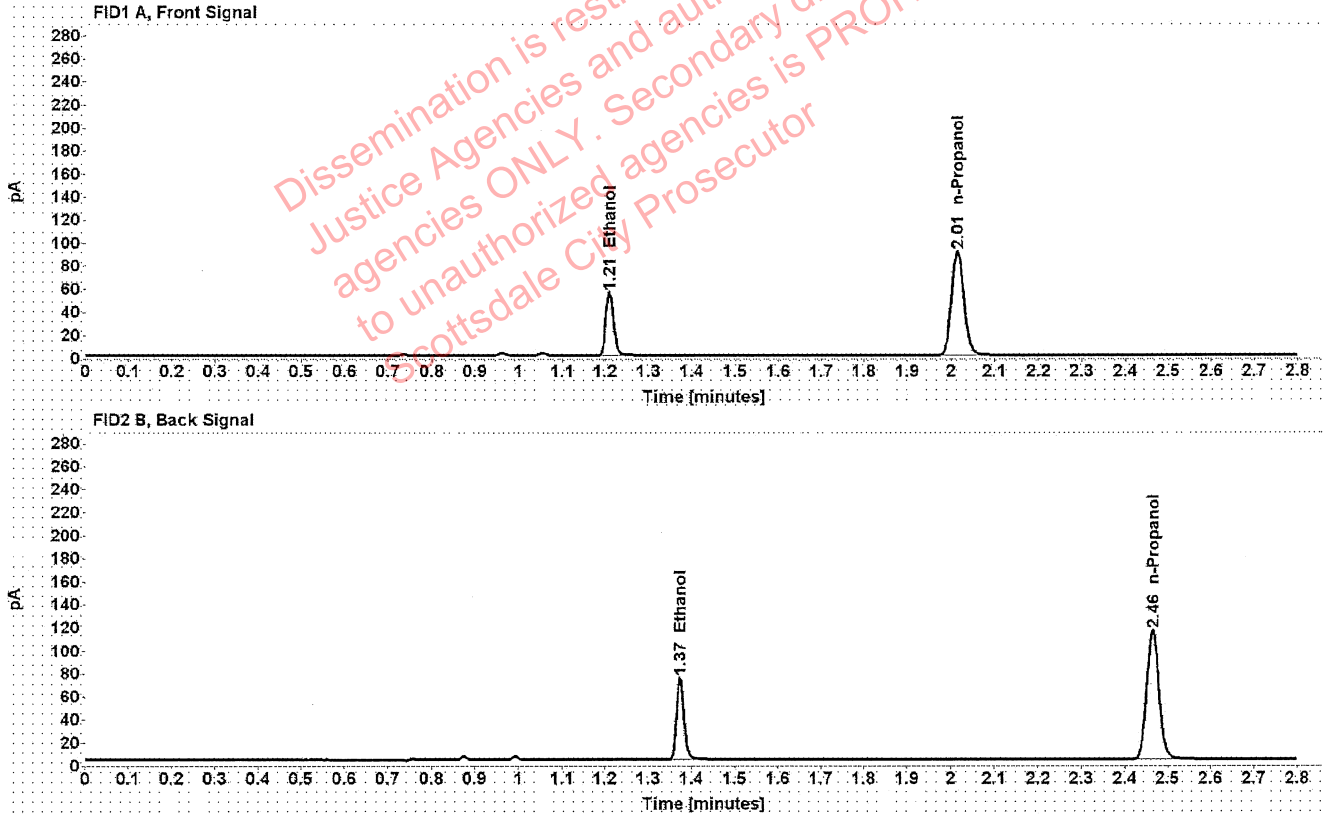


Table 1: FID 1 A (column DB-ALC1)

Compound	Amount (g/100mL)	Time (min)	Peak Area
>Ethanol	0.1077	1.210	69.730
n-Propanol	-----	2.015	179.746

Table 2: FID 2 B (column DB-ALC2)

Compound	Time (min)	Peak Area
Ethanol	1.373	87.485
n-Propanol	2.465	225.819

### Scottsdale Police Department Crime Lab Volatiles Analysis

Sample:	1383063	Vial:	21
Description:	[REDACTED]	LIMS ID:	[REDACTED]
Method:	ethanol quant.M	Sequence:	10Aug21
Instrument:	US14173023 CN14160045	Injection date:	8/10/2021 1:18:27 PM
Data file:	C:\Chem32\1\Data\10Aug21\21.D	Analyst:	Brooke

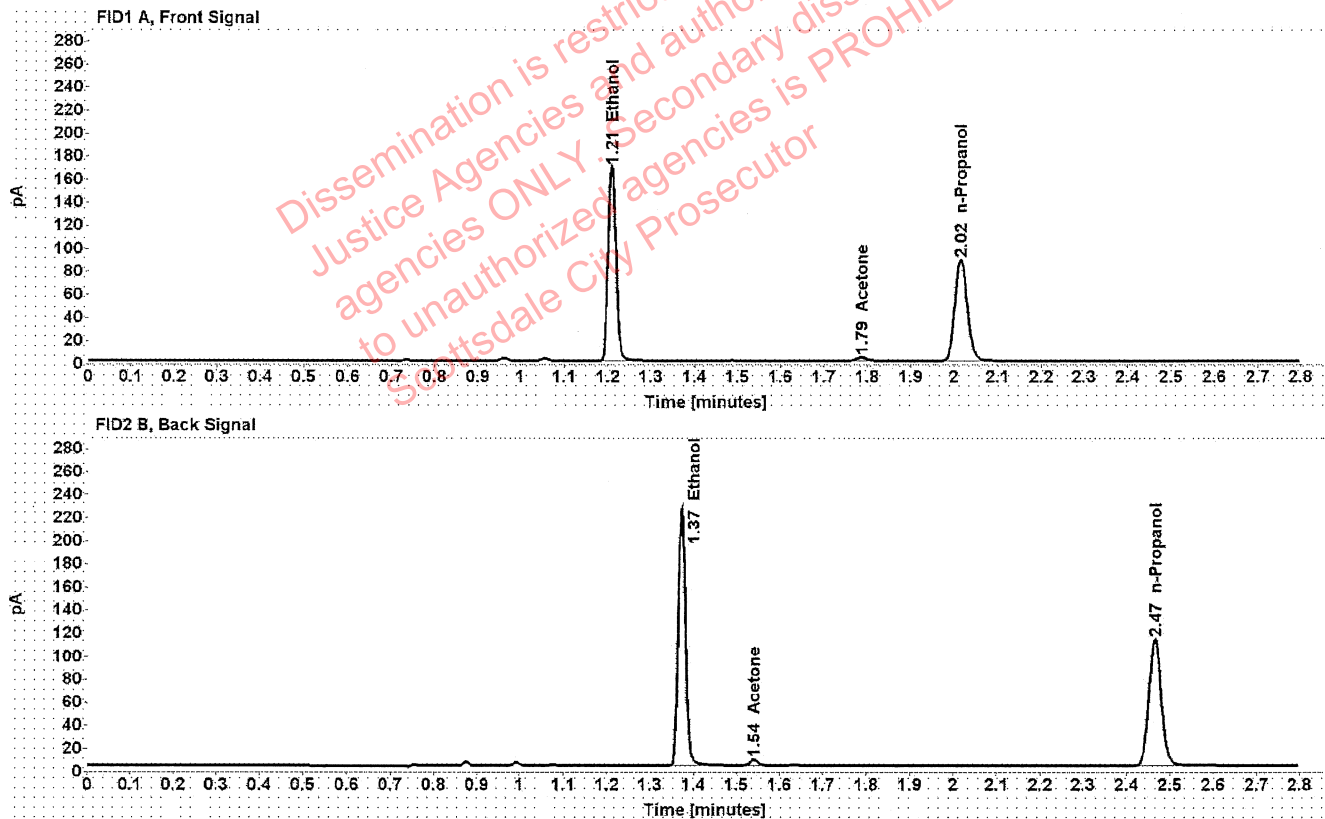


Table 1: FID 1 A (column DB-ALC1)

Compound	Amount (g/100mL)	Time (min)	Peak Area
>Ethanol	0.3325	1.209	215.213
Acetone	-----	1.786	5.473
n-Propanol	-----	2.015	175.886

Table 2: FID 2 B (column DB-ALC2)

Compound	Time (min)	Peak Area
Ethanol	1.373	272.206
Acetone	1.541	6.698
n-Propanol	2.465	222.227

### Scottsdale Police Department Crime Lab Volatiles Analysis

Sample:	1383063	Vial:	22
Description:	[REDACTED]	LIMS ID:	[REDACTED]
Method:	ethanol quant.M	Sequence:	10Aug21
Instrument:	US14173023 CN14160045	Injection date:	8/10/2021 1:22:27 PM
Data file:	C:\Chem32\1\Data\10Aug21\22.D	Analyst:	Brooke

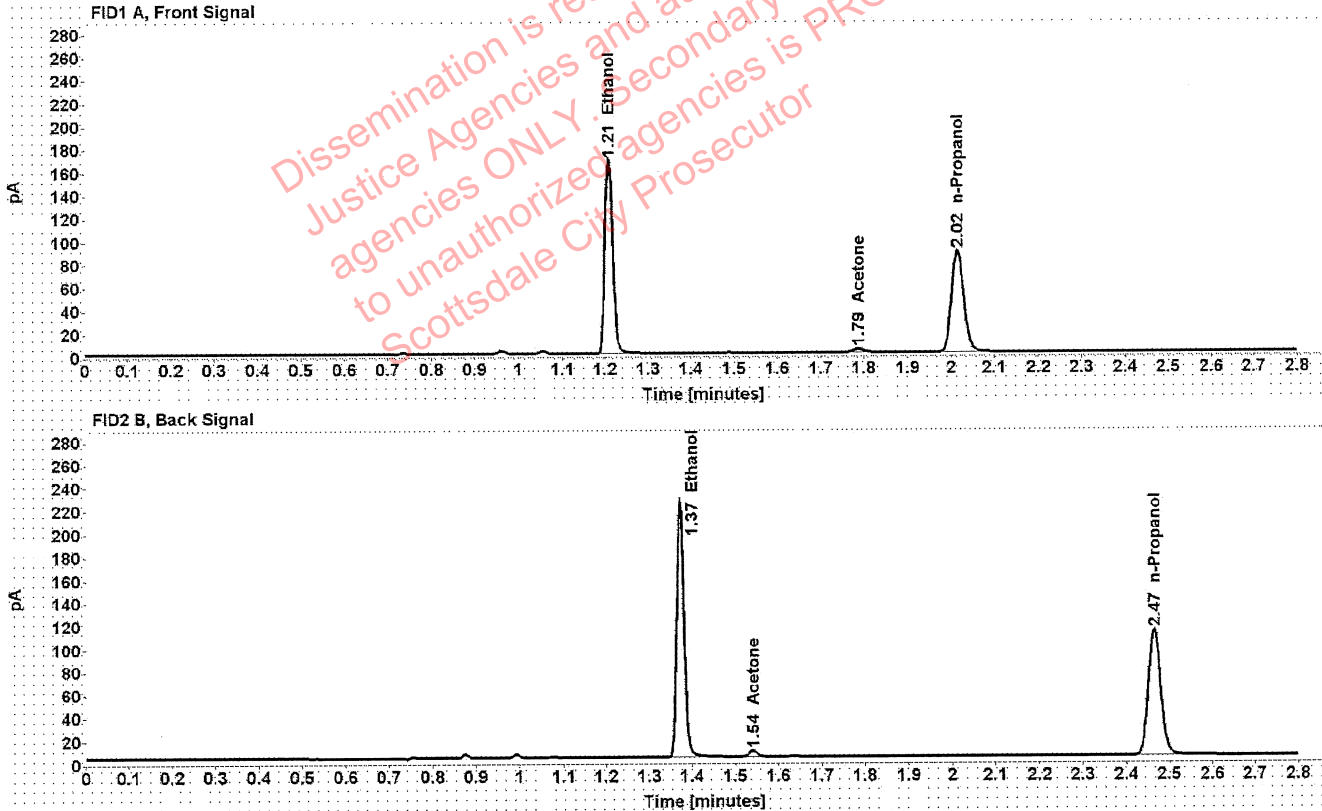


Table 1: FID 1 A (column DB-ALC1)

Compound	Amount (g/100mL)	Time (min)	Peak Area
>Ethanol	0.3327	1.209	214.628
Acetone	-----	1.786	5.490
n-Propanol	-----	2.015	175.348

Table 2: FID 2 B (column DB-ALC2)

Compound	Time (min)	Peak Area
Ethanol	1.373	271.370
Acetone	1.541	6.701
n-Propanol	2.465	221.581

[REDACTED]: Brooke, Phillip - (11-Aug-2021)

Case: [REDACTED] User: pbrooke 8/11/2021

### Scottsdale Police Department Crime Lab Volatiles Analysis

Sample:	1371191	Vial:	23
Description:	[REDACTED]	LIMS ID:	[REDACTED]
Method:	ethanol quant.M	Sequence:	10Aug21
Instrument:	US14173023 CN14160045	Injection date:	8/10/2021 1:26:27 PM
Data file:	C:\Chem32\1\Data\10Aug21\23.D	Analyst:	Brooke

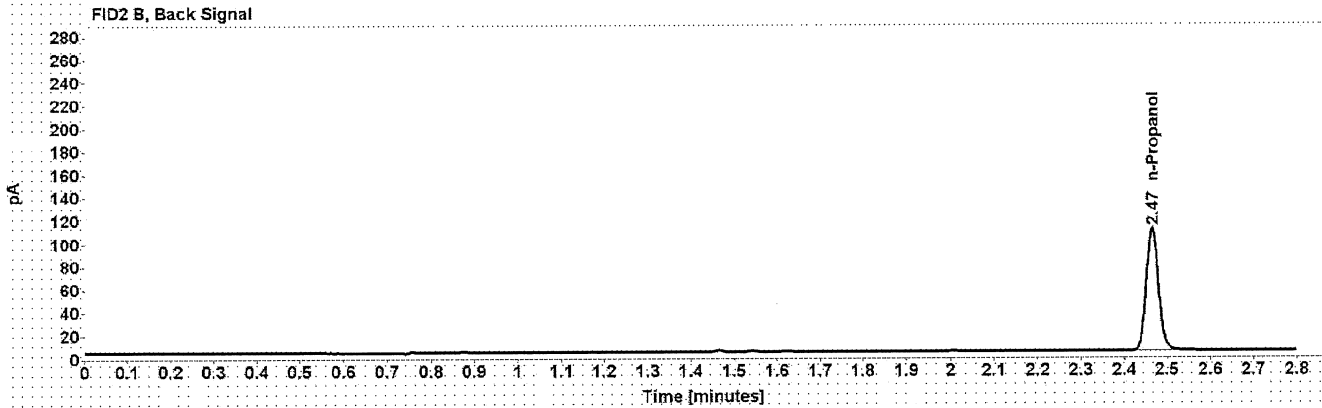
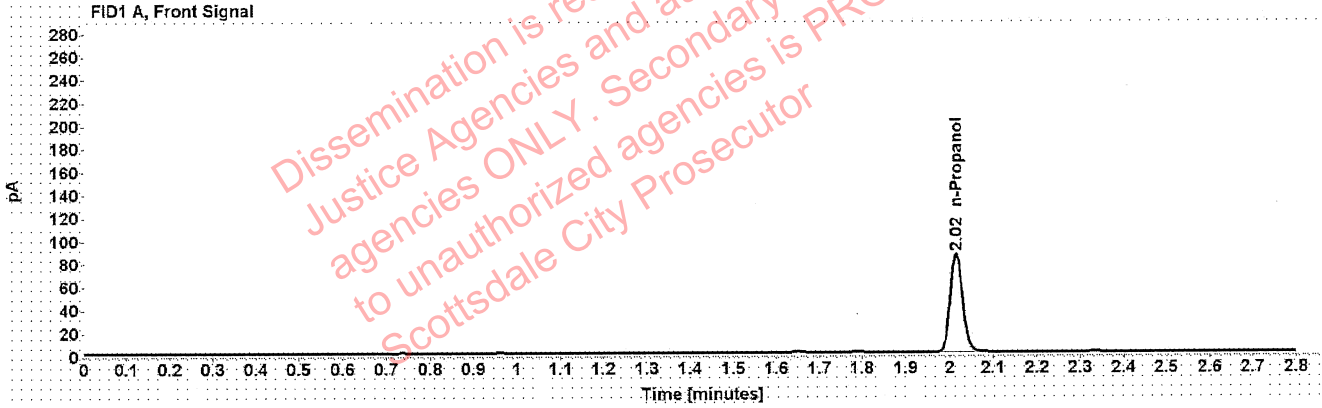


Table 1: FID 1 A (column DB-ALC1)

Compound	Amount (g/100mL)	Time (min)	Peak Area
n-Propanol	-----	2.015	170.105

Table 2: FID 2 B (column DB-ALC2)

Compound	Time (min)	Peak Area
n-Propanol	2.465	214.642

### Scottsdale Police Department Crime Lab Volatiles Analysis

Sample:	1371191	Vial:	24
Description:	[REDACTED]	LIMS ID:	[REDACTED]
Method:	ethanol quant.M	Sequence:	10Aug21
Instrument:	US14173023 CN14160045	Injection date:	8/10/2021 1:30:27 PM
Data file:	C:\Chem32\1\Data\10Aug21\24.D	Analyst:	Brooke

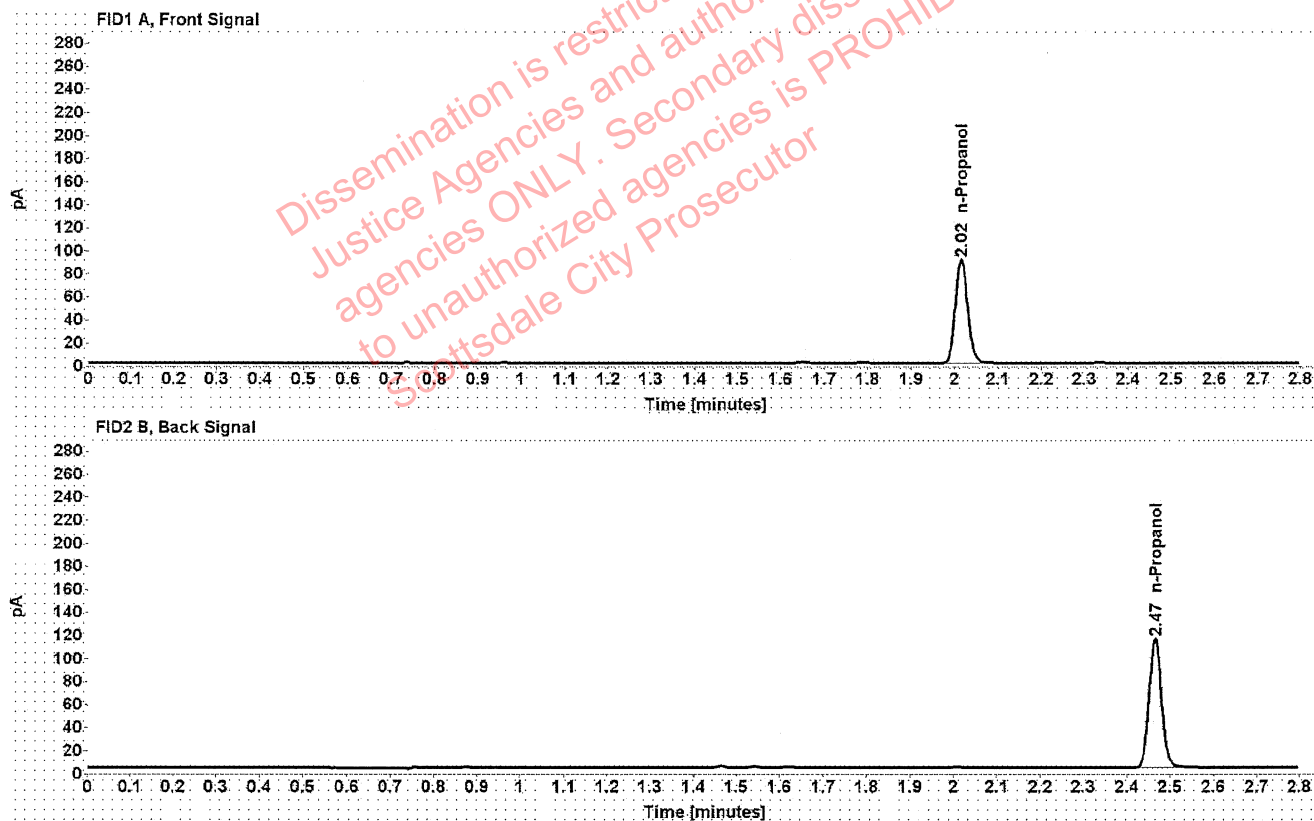


Table 1: FID 1 A (column DB-ALC1)

Compound	Amount (g/100mL)	Time (min)	Peak Area
n-Propanol	-----	2.015	179.412

Table 2: FID 2 B (column DB-ALC2)

Compound	Time (min)	Peak Area
n-Propanol	2.465	226.413

### Scottsdale Police Department Crime Lab Volatiles Analysis

Sample:	1347557	Vial:	25
Description:	[REDACTED]	LIMS ID:	[REDACTED]
Method:	ethanol quant.M	Sequence:	10Aug21
Instrument:	US14173023 CN14160045	Injection date:	8/10/2021 1:34:42 PM
Data file:	C:\Chem32\1\Data\10Aug21\25.D	Analyst:	Brooke

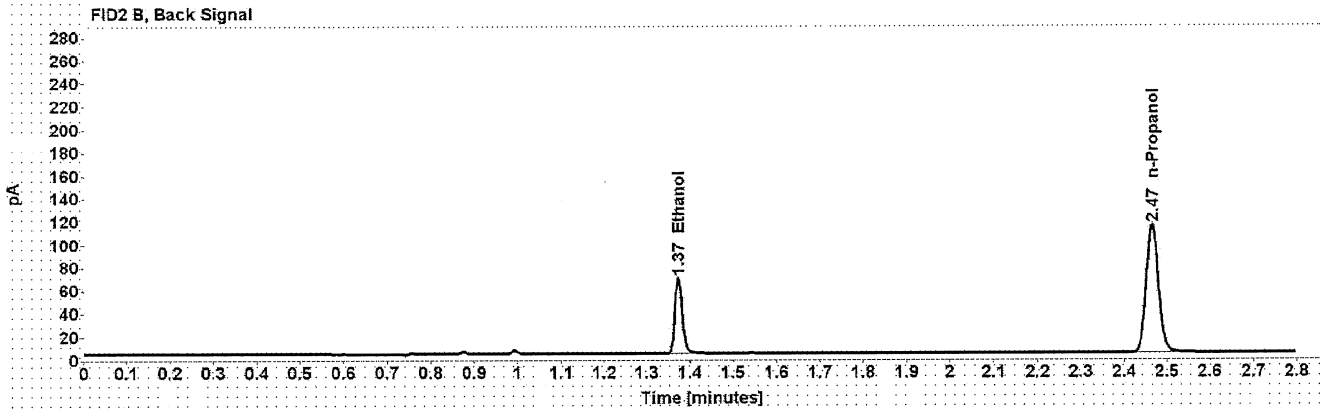
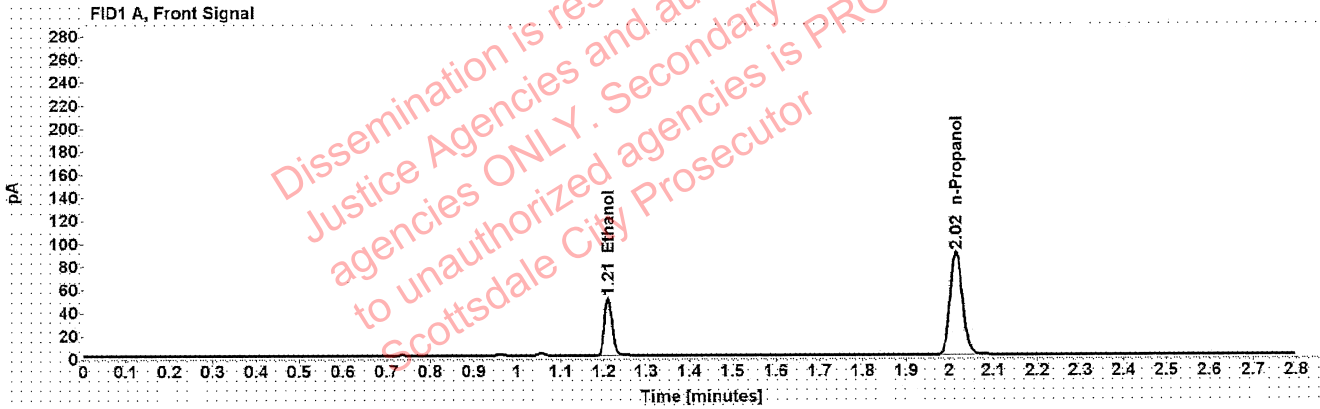


Table 1: FID 1 A (column DB-ALC1)

Compound	Amount (g/100mL)	Time (min)	Peak Area
>Ethanol	0.1001	1.210	63.870
n-Propanol	-----	2.015	177.547

Table 2: FID 2 B (column DB-ALC2)

Compound	Time (min)	Peak Area
Ethanol	1.374	80.286
n-Propanol	2.465	223.464

### Scottsdale Police Department Crime Lab Volatiles Analysis

Sample:	1347557	Vial:	26
Description:	[REDACTED]	LIMS ID:	[REDACTED]
Method:	ethanol quant.M	Sequence:	10Aug21
Instrument:	US14173023 CN14160045	Injection date:	8/10/2021 1:38:43 PM
Data file:	C:\Chem32\1\Data\10Aug21\26.D	Analyst:	Brooke

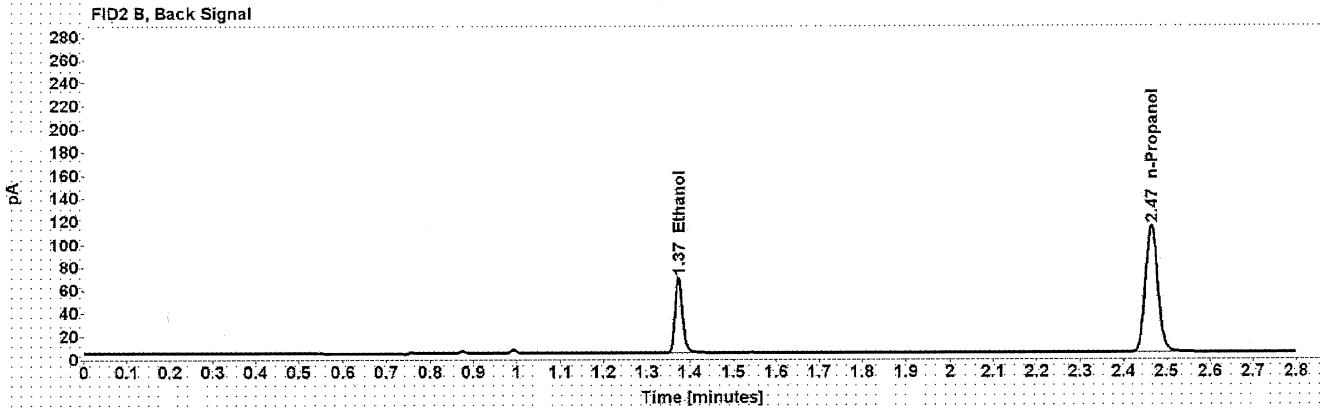
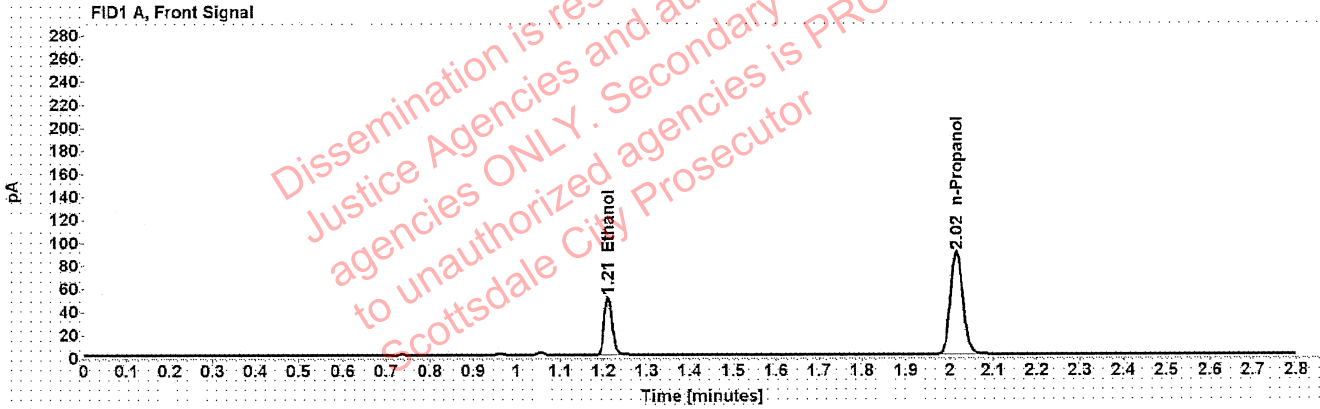


Table 1: FID 1 A (column DB-ALC1)

Compound	Amount (g/100mL)	Time (min)	Peak Area
>Ethanol	0.1005	1.210	64.018
n-Propanol	-----	2.015	177.366

Table 2: FID 2 B (column DB-ALC2)

Compound	Time (min)	Peak Area
Ethanol	1.374	80.237
n-Propanol	2.465	223.008

### Scottsdale Police Department Crime Lab Volatiles Analysis

Sample:	1382063	Vial:	27
Description:	[REDACTED]	LIMS ID:	[REDACTED]
Method:	ethanol quant.M	Sequence:	10Aug21
Instrument:	US14173023 CN14160045	Injection date:	8/10/2021 1:42:43 PM
Data file:	C:\Chem32\1\Data\10Aug21\27.D	Analyst:	Brooke

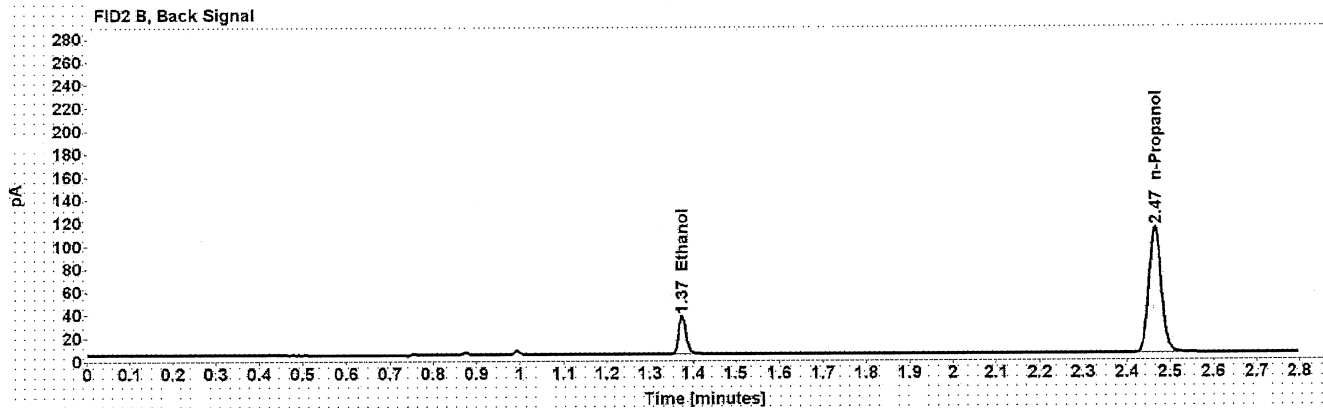
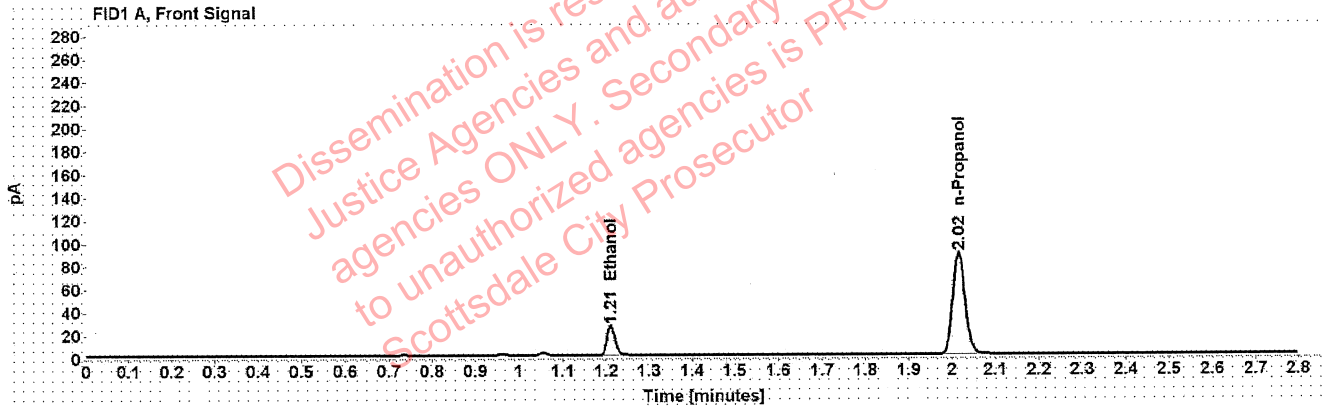


Table 1: FID 1 A (column DB-ALC1)

Compound	Amount (g/100mL)	Time (min)	Peak Area
>Ethanol	0.0536	1.211	32.742
n-Propanol	-----	2.015	175.185

Table 2: FID 2 B (column DB-ALC2)

Compound	Time (min)	Peak Area
Ethanol	1.374	41.694
n-Propanol	2.465	220.730



### Scottsdale Police Department Crime Lab Volatiles Analysis

Sample:	1382063	Vial:	28
Description:	[REDACTED]	LIMS ID:	[REDACTED]
Method:	ethanol quant.M	Sequence:	10Aug21
Instrument:	US14173023 CN14160045	Injection date:	8/10/2021 1:46:43 PM
Data file:	C:\Chem32\1\Data\10Aug21\28.D	Analyst:	Brooke

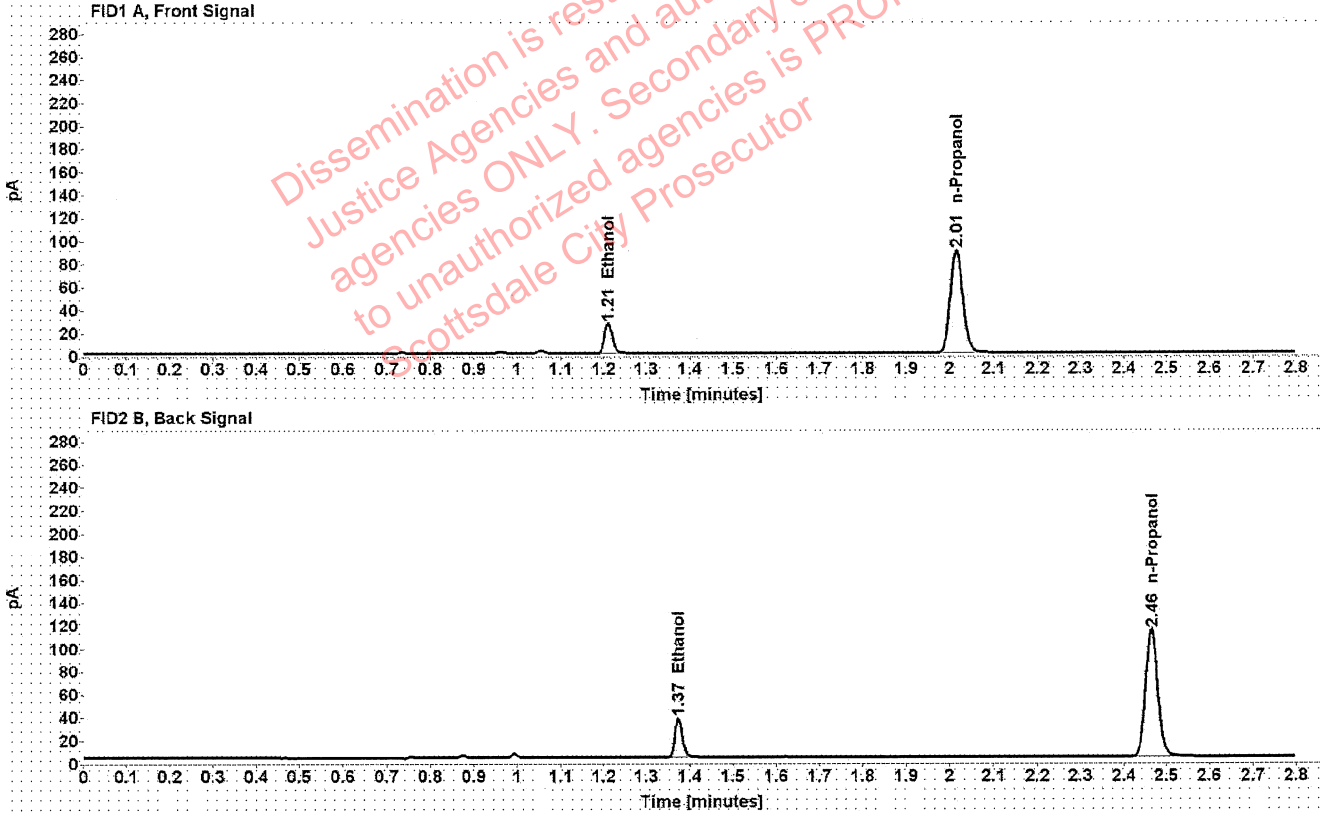


Table 1: FID 1 A (column DB-ALC1)

Compound	Amount (g/100mL)	Time (min)	Peak Area
>Ethanol	0.0540	1.211	33.382
n-Propanol	-----	2.015	177.518

Table 2: FID 2 B (column DB-ALC2)

Compound	Time (min)	Peak Area
Ethanol	1.374	42.432
n-Propanol	2.465	223.669

### Scottsdale Police Department Crime Lab Volatiles Analysis

Sample:	1379368	Vial:	29
Description:	[REDACTED]	LIMS ID:	[REDACTED]
Method:	ethanol quant.M	Sequence:	10Aug21
Instrument:	US14173023 CN14160045	Injection date:	8/10/2021 1:50:43 PM
Data file:	C:\Chem32\1\Data\10Aug21\29.D	Analyst:	Brooke

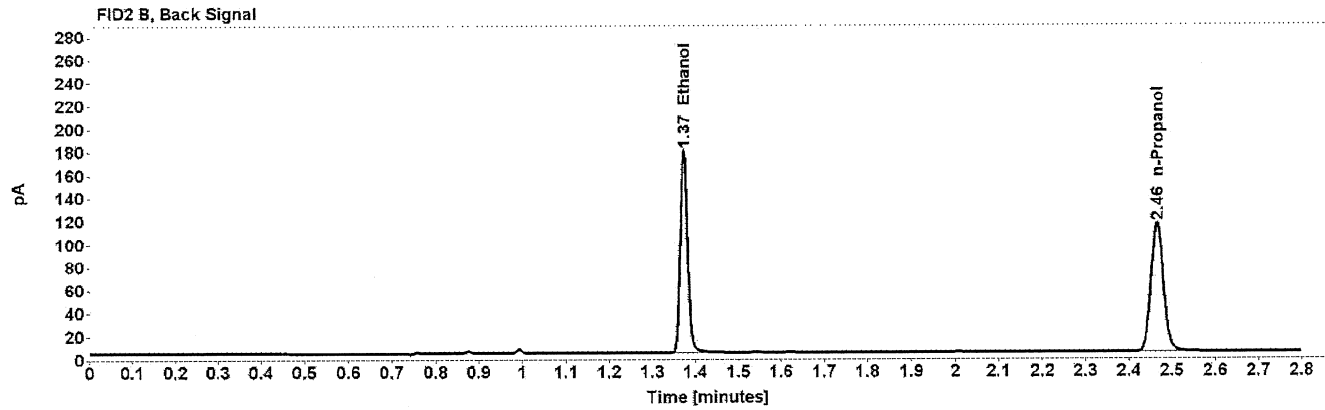
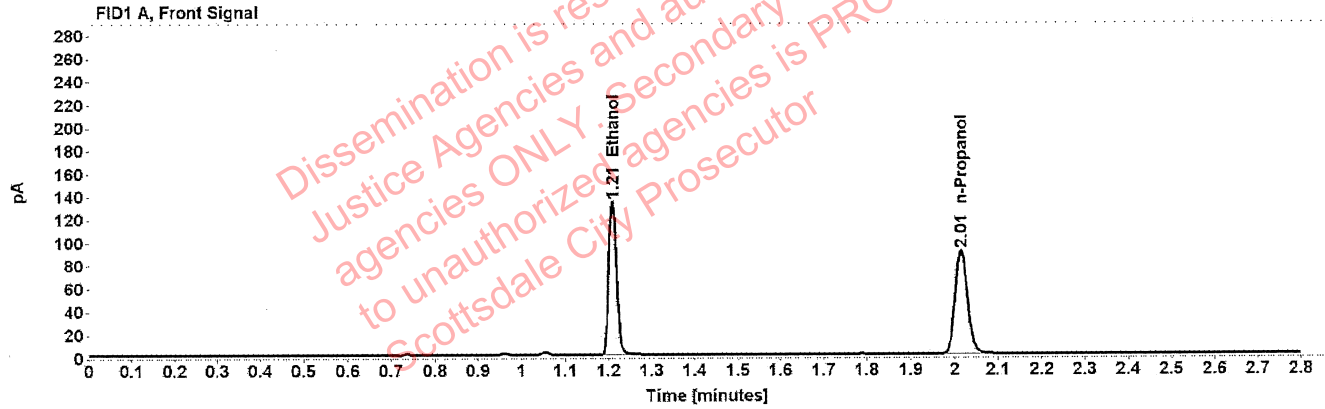


Table 1: FID 1 A (column DB-ALC1)

Compound	Amount (g/100mL)	Time (min)	Peak Area
>Ethanol	0.2589	1.209	169.909
n-Propanol	-----	2.015	178.890

Table 2: FID 2 B (column DB-ALC2)

Compound	Time (min)	Peak Area
Ethanol	1.373	215.944
n-Propanol	2.465	225.119

Brooke, Phillip - (11-Aug-2021)

Case: [REDACTED] User: pbrooke 8/11/2021

### Scottsdale Police Department Crime Lab Volatiles Analysis

Sample:	1379368	Vial:	30
Description:	[REDACTED]	LIMS ID:	[REDACTED]
Method:	ethanol quant.M	Sequence:	10Aug21
Instrument:	US14173023 CN14160045	Injection date:	8/10/2021 1:54:43 PM
Data file:	C:\Chem32\1\Data\10Aug21\30.D	Analyst:	Brooke

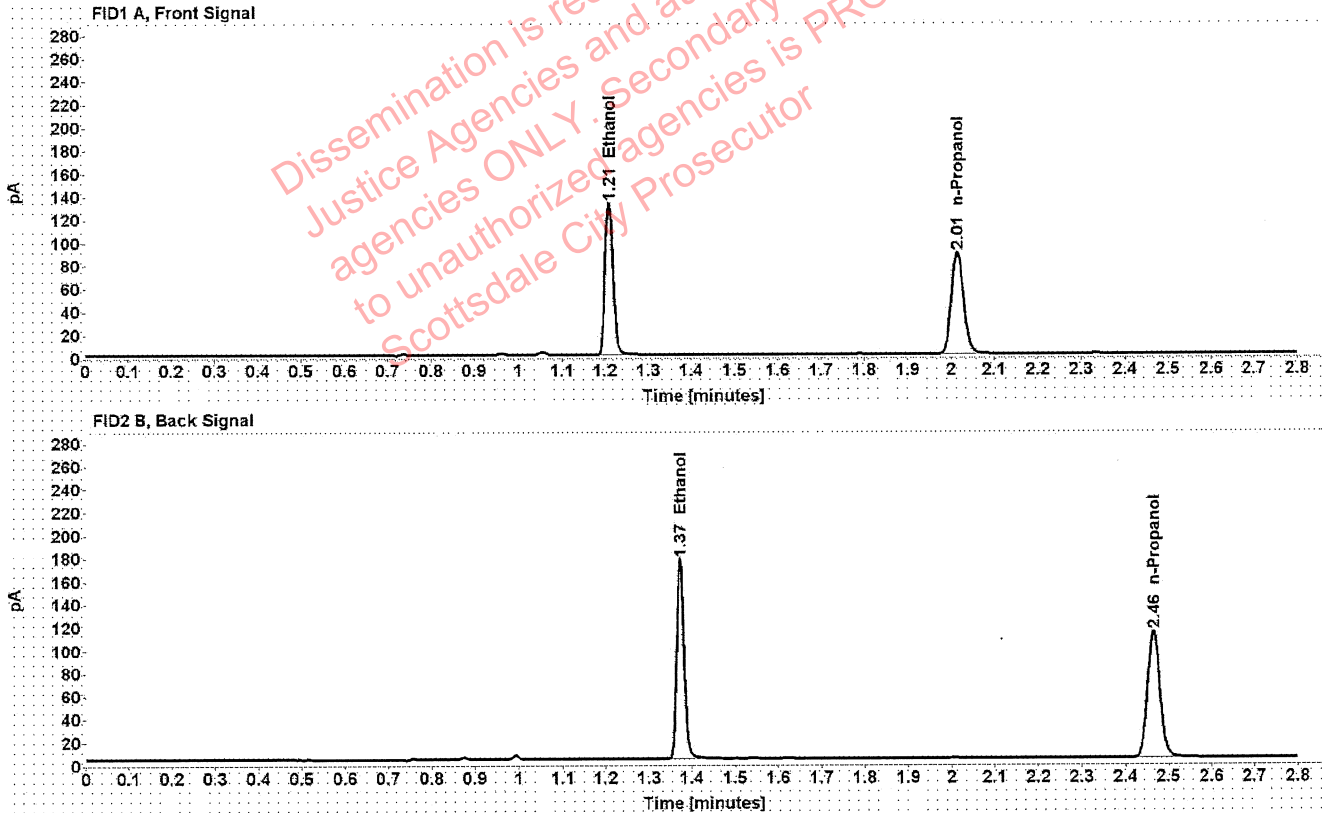


Table 1: FID 1 A (column DB-ALC1)

Compound	Amount (g/100mL)	Time (min)	Peak Area
>Ethanol	0.2610	1.209	168.505
n-Propanol	-----	2.015	175.952

Table 2: FID 2 B (column DB-ALC2)

Compound	Time (min)	Peak Area
Ethanol	1.373	213.958
n-Propanol	2.465	221.586

### Scottsdale Police Department Crime Lab Volatiles Analysis

Sample:	1349573	Vial:	32
Description:	[REDACTED]	LIMS ID:	[REDACTED]
Method:	ethanol quant.M	Sequence:	10Aug21
Instrument:	US14173023 CN14160045	Injection date:	8/10/2021 2:02:58 PM
Data file:	C:\Chem32\1\Data\10Aug21\32.D	Analyst:	Brooke

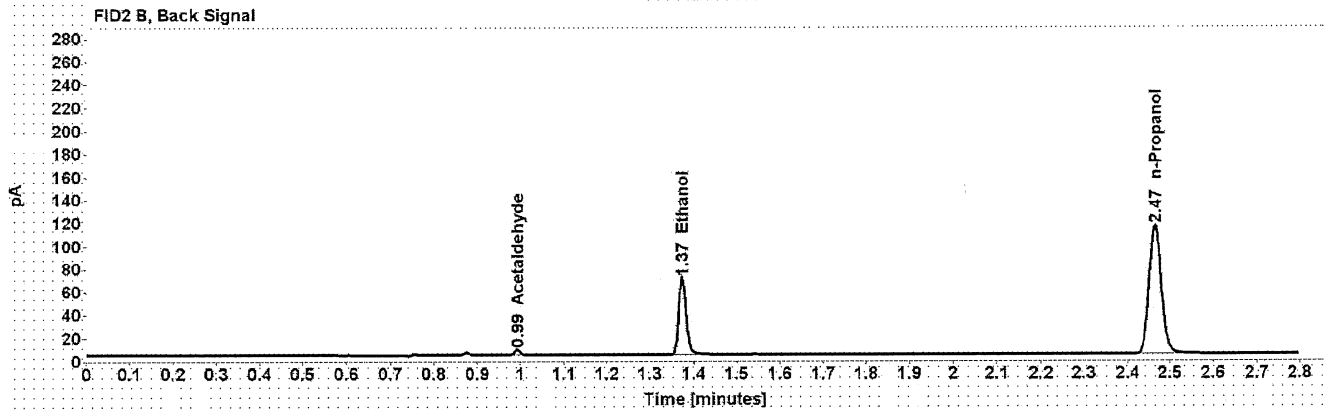
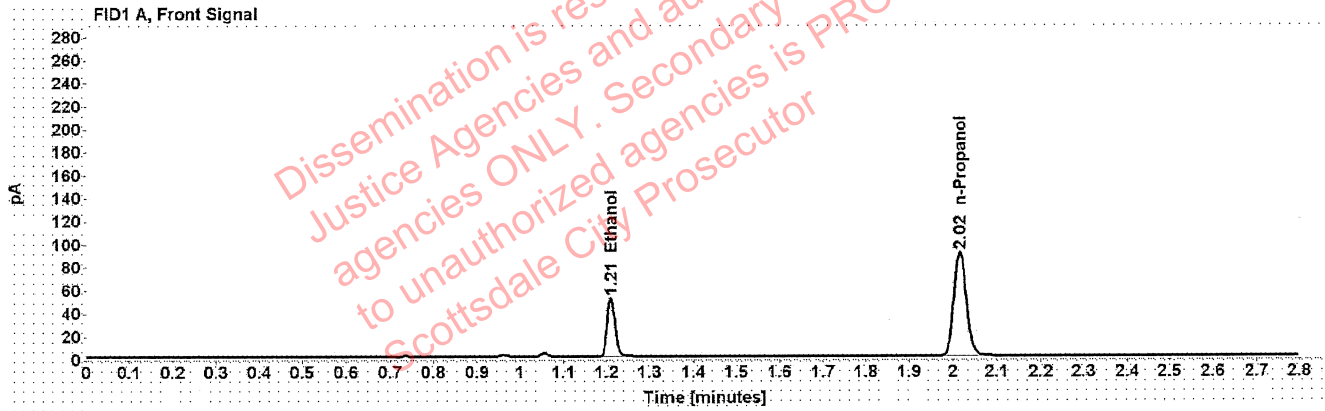


Table 1: FID 1 A (column DB-ALC1)

Compound	Amount (g/100mL)	Time (min)	Peak Area
>Ethanol	0.1011	1.210	65.227
n-Propanol	-----	2.015	179.495

Table 2: FID 2 B (column DB-ALC2)

Compound	Time (min)	Peak Area
Acetaldehyde	0.992	4.433
Ethanol	1.374	82.185
n-Propanol	2.465	225.865

### Scottsdale Police Department Crime Lab Volatiles Analysis

Sample:	1349573	Vial:	33
Description:	[REDACTED]	LIMS ID:	[REDACTED]
Method:	ethanol quant.M	Sequence:	10Aug21
Instrument:	US14173023 CN14160045	Injection date:	8/10/2021 2:06:57 PM
Data file:	C:\Chem32\1\Data\10Aug21\33.D	Analyst:	Brooke

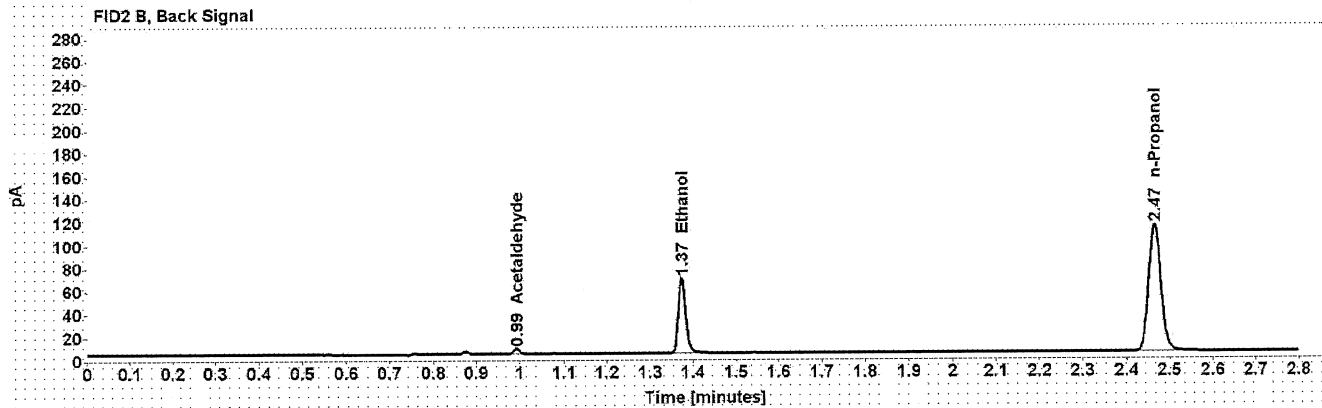
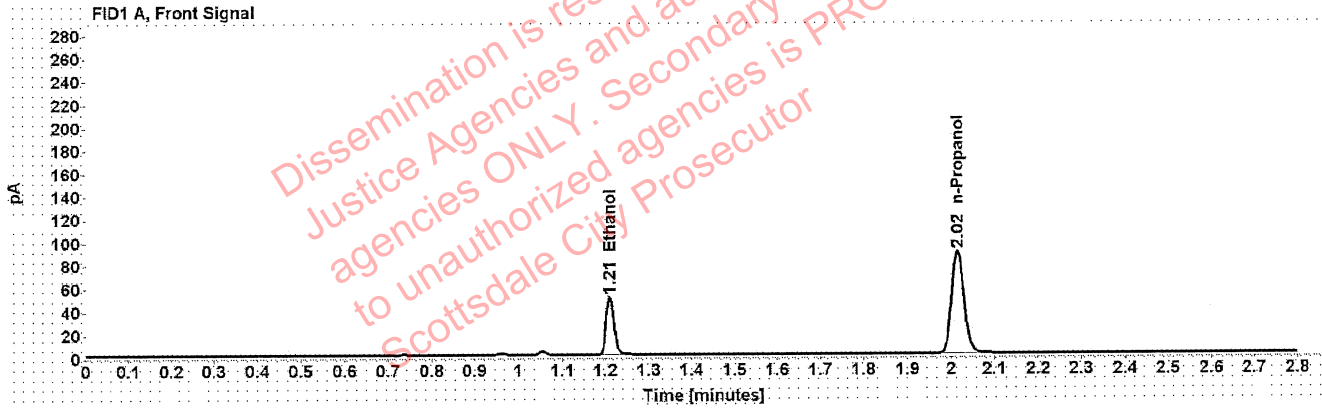


Table 1: FID 1 A (column DB-ALC1)

Compound	Amount (g/100mL)	Time (min)	Peak Area
>Ethanol	0.1005	1.210	64.005
n-Propanol	-----	2.015	177.206

Table 2: FID 2 B (column DB-ALC2)

Compound	Time (min)	Peak Area
Acetaldehyde	0.992	4.405
Ethanol	1.374	80.611
n-Propanol	2.465	222.783

### Scottsdale Police Department Crime Lab Volatiles Analysis

Sample:	1343438	Vial:	34
Description:	[REDACTED]	LIMS ID:	[REDACTED]
Method:	ethanol quant.M	Sequence:	10Aug21
Instrument:	US14173023 CN14160045	Injection date:	8/10/2021 2:10:57 PM
Data file:	C:\Chem32\1\Data\10Aug21\34.D	Analyst:	Brooke

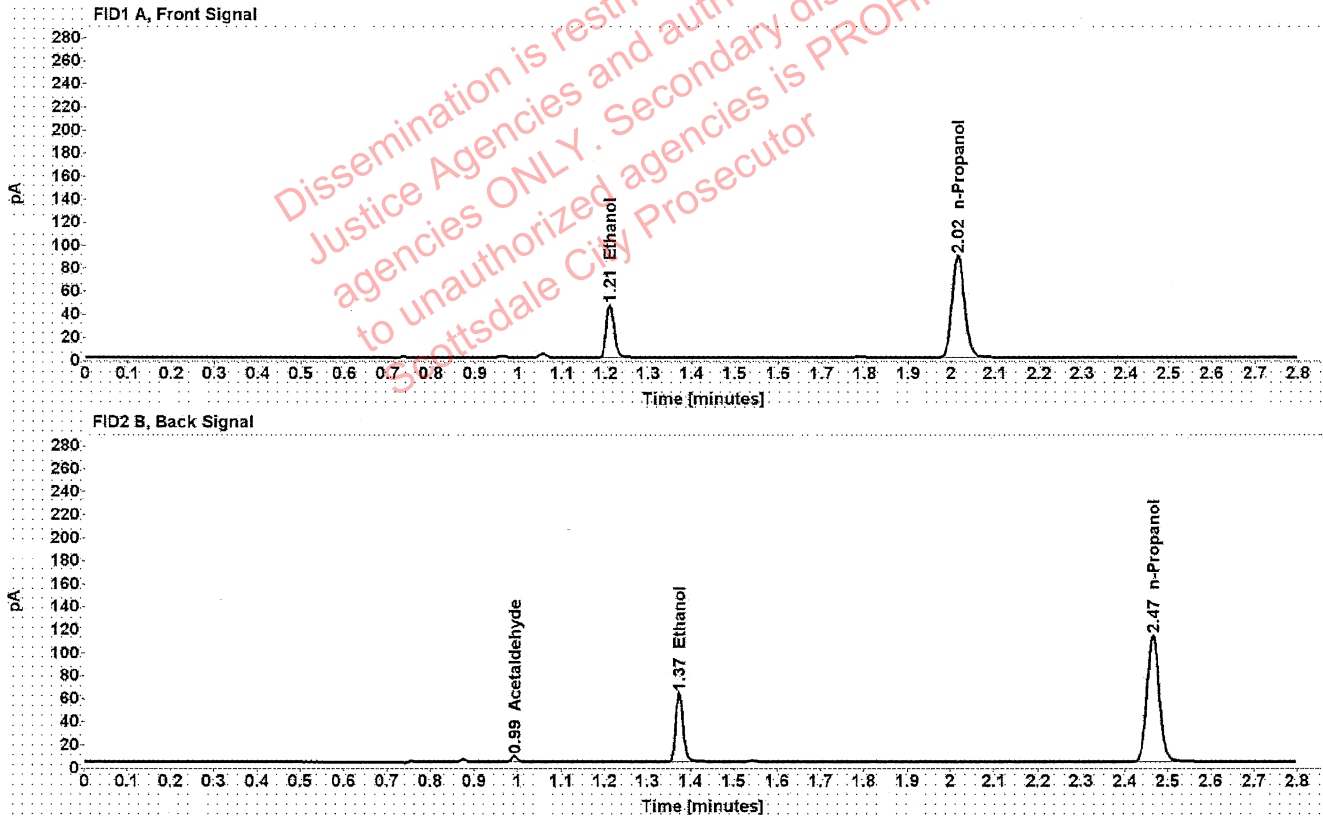


Table 1: FID 1 A (column DB-ALC1)

Compound	Amount (g/100mL)	Time (min)	Peak Area
>Ethanol	0.0922	1.210	58.247
n-Propanol	-----	2.015	176.410

Table 2: FID 2 B (column DB-ALC2)

Compound	Time (min)	Peak Area
Acetaldehyde	0.992	4.753
Ethanol	1.374	73.064
n-Propanol	2.465	221.689

### Scottsdale Police Department Crime Lab Volatiles Analysis

Sample:	1343438	Vial:	35
Description:	[REDACTED]	LIMS ID:	[REDACTED]
Method:	ethanol quant.M	Sequence:	10Aug21
Instrument:	US14173023 CN14160045	Injection date:	8/10/2021 2:14:57 PM
Data file:	C:\Chem32\1\Data\10Aug21\35.D	Analyst:	Brooke

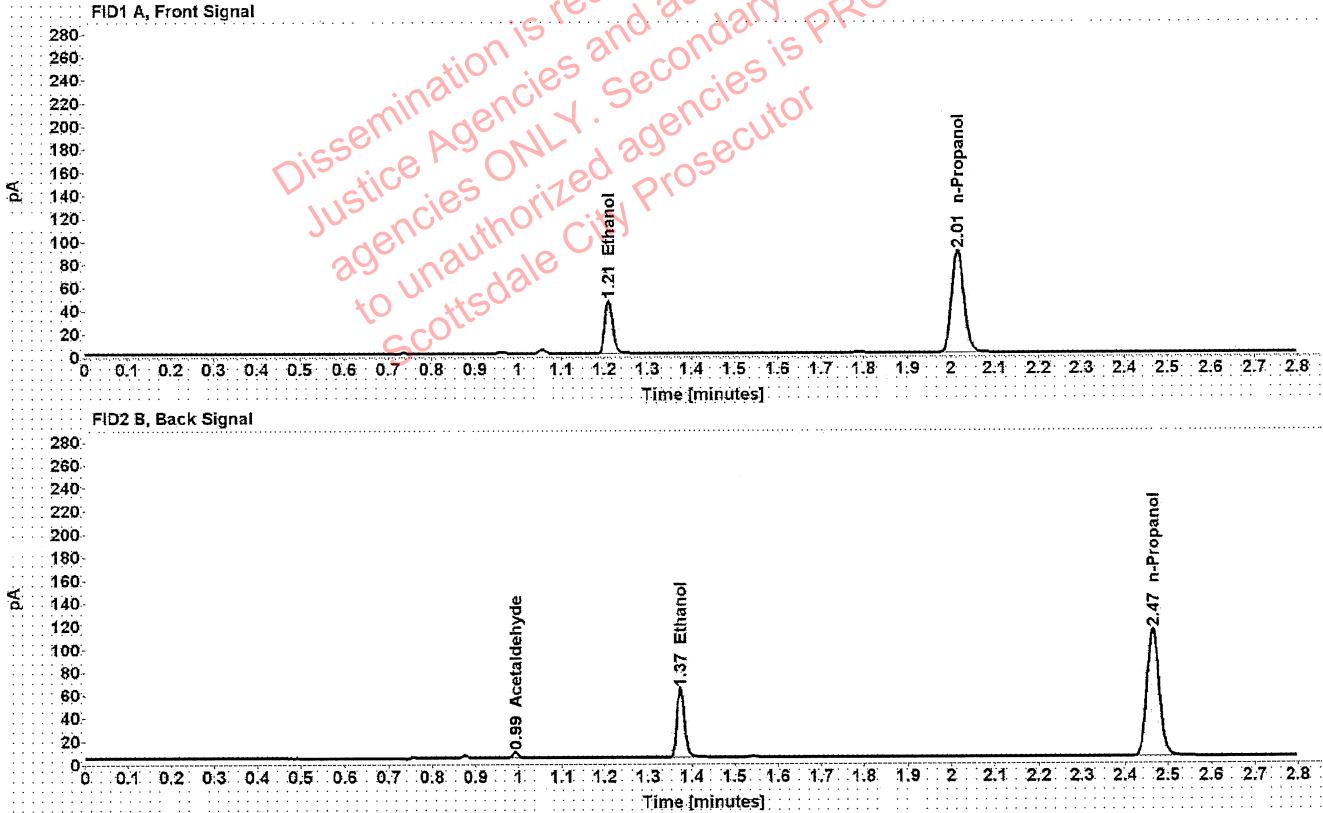


Table 1: FID 1 A (column DB-ALC1)

Compound	Amount (g/100mL)	Time (min)	Peak Area
>Ethanol	0.0924	1.210	58.573
n-Propanol	-----	2.015	177.052

Table 2: FID 2 B (column DB-ALC2)

Compound	Time (min)	Peak Area
Acetaldehyde	0.992	4.853
Ethanol	1.374	73.633
n-Propanol	2.465	222.800

### Scottsdale Police Department Crime Lab Volatiles Analysis

Sample:	1343180	Vial:	36
Description:	[REDACTED]	LIMS ID:	[REDACTED]
Method:	ethanol quant.M	Sequence:	10Aug21
Instrument:	US14173023 CN14160045	Injection date:	8/10/2021 2:18:57 PM
Data file:	C:\Chem32\1\Data\10Aug21\36.D	Analyst:	Brooke

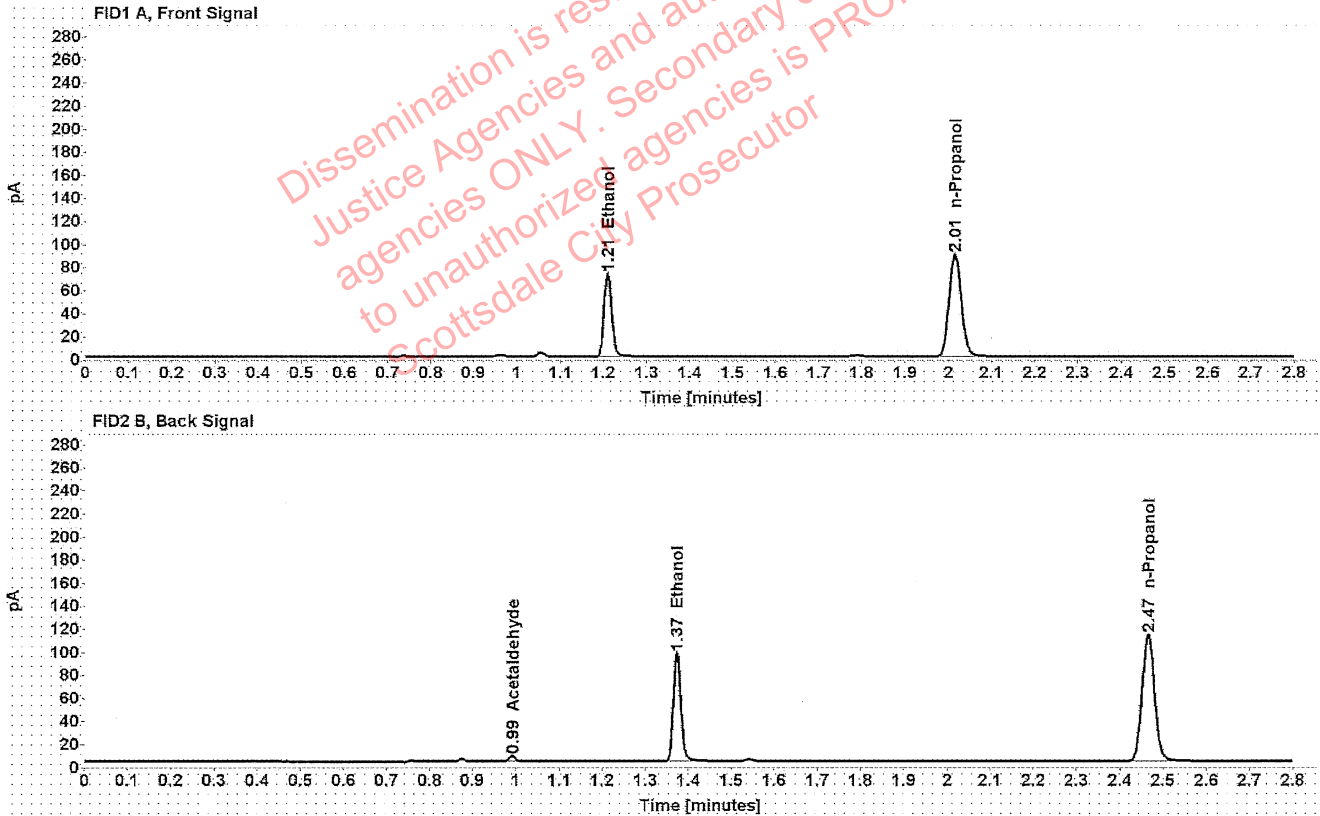


Table 1: FID 1 A (column DB-ALC1)

Compound	Amount (g/100mL)	Time (min)	Peak Area
>Ethanol	0.1427	1.210	91.421
n-Propanol	-----	2.015	176.474

Table 2: FID 2 B (column DB-ALC2)

Compound	Time (min)	Peak Area
Acetaldehyde	0.992	4.679
Ethanol	1.373	115.271
n-Propanol	2.465	222.065



### Scottsdale Police Department Crime Lab Volatiles Analysis

Sample:	1343180	Vial:	37
Description:	[REDACTED]	LIMS ID:	[REDACTED]
Method:	ethanol quant.M	Sequence:	10Aug21
Instrument:	US14173023 CN14160045	Injection date:	8/10/2021 2:23:12 PM
Data file:	C:\Chem32\1\Data\10Aug21\37.D	Analyst:	Brooke

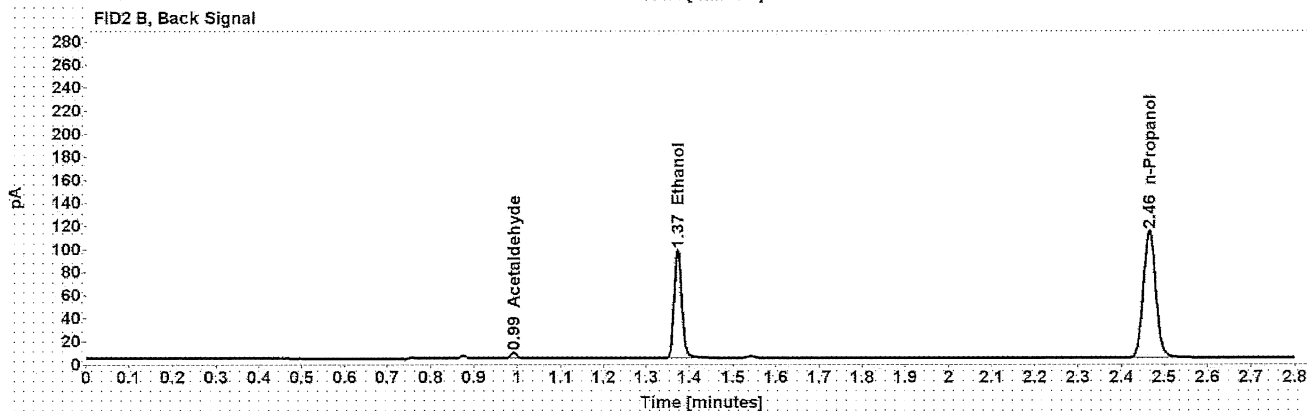
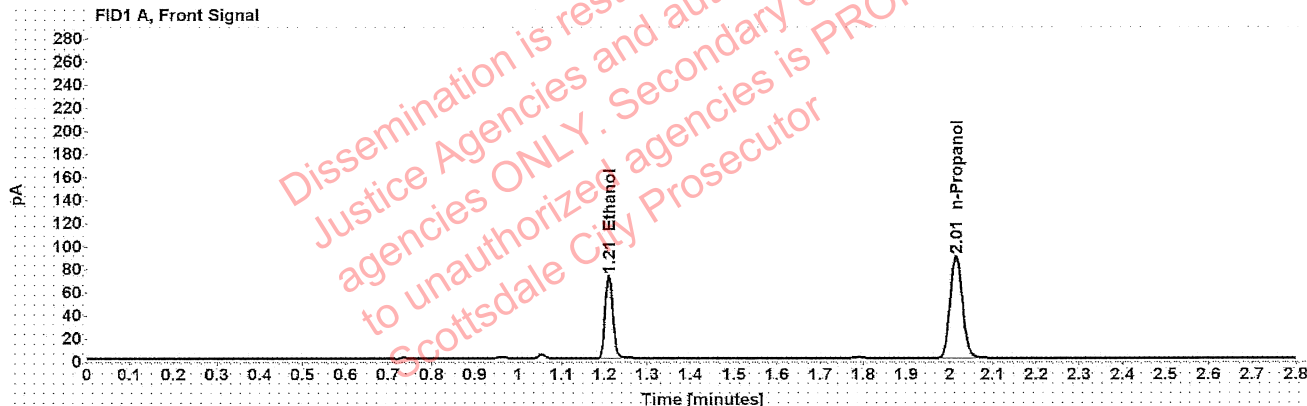


Table 1: FID 1 A (column DB-ALC1)

Compound	Amount (g/100mL)	Time (min)	Peak Area
>Ethanol	0.1426	1.210	91.692
n-Propanol	-----	2.015	177.194

Table 2: FID 2 B (column DB-ALC2)

Compound	Time (min)	Peak Area
Acetaldehyde	0.992	4.678
Ethanol	1.373	115.405
n-Propanol	2.465	222.829

### Scottsdale Police Department Crime Lab Volatiles Analysis

Sample:	1356056	Vial:	38
Description:	[REDACTED]	LIMS ID:	[REDACTED]
Method:	ethanol quant.M	Sequence:	10Aug21
Instrument:	US14173023 CN14160045	Injection date:	8/10/2021 2:27:12 PM
Data file:	C:\Chem32\1\Data\10Aug21\38.D	Analyst:	Brooke

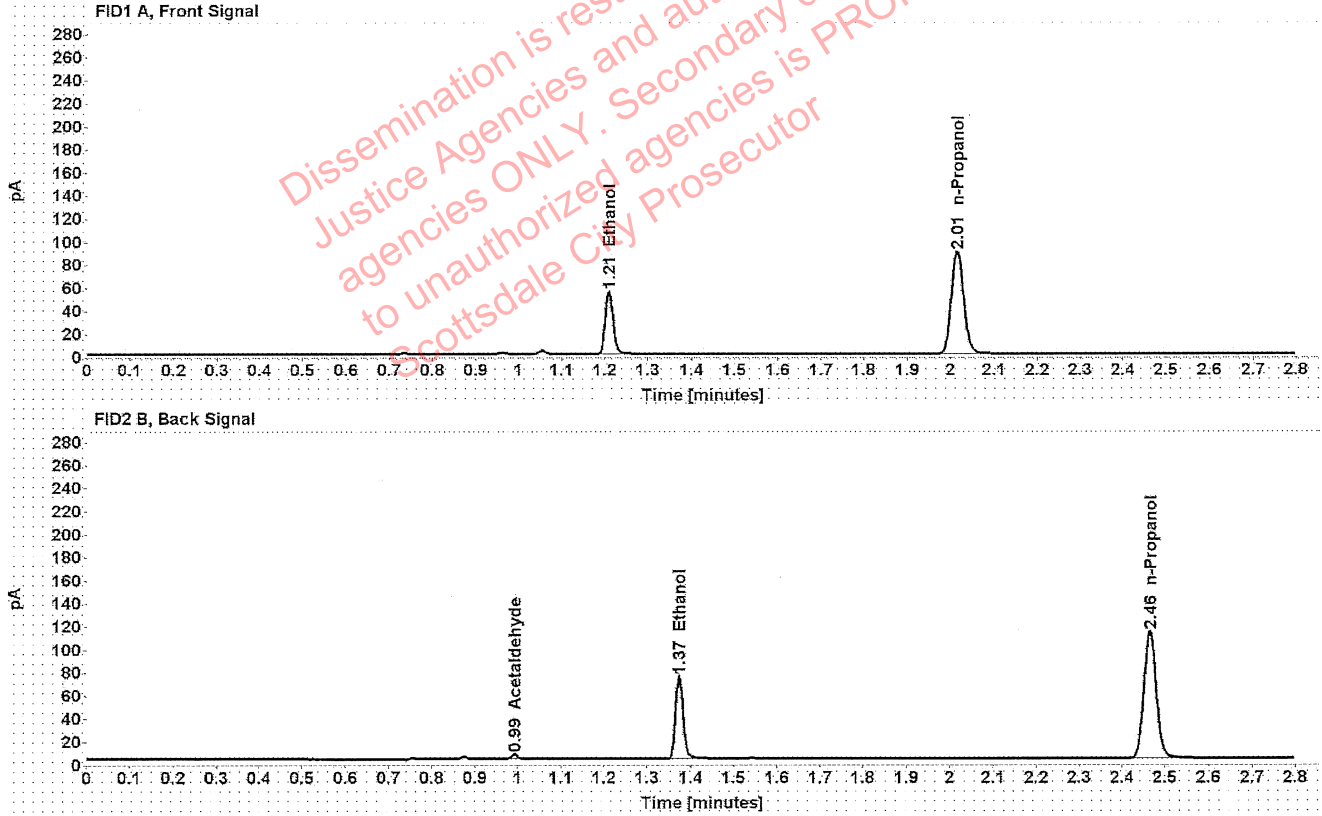


Table 1: FID 1 A (column DB-ALC1)

Compound	Amount (g/100mL)	Time (min)	Peak Area
>Ethanol	0.1092	1.210	69.626
n-Propanol	-----	2.015	176.909

Table 2: FID 2 B (column DB-ALC2)

Compound	Time (min)	Peak Area
Acetaldehyde	0.992	3.794
Ethanol	1.373	87.454
n-Propanol	2.465	222.400

## Scottsdale Police Department Crime Lab Volatiles Analysis

Sample:	1356056	Vial:	39
Description:	[REDACTED]	LIMS ID:	[REDACTED]
Method:	ethanol quant.M	Sequence:	10Aug21
Instrument:	US14173023 CN14160045	Injection date:	8/10/2021 2:31:12 PM
Data file:	C:\Chem32\1\Data\10Aug21\39.D	Analyst:	Brooke

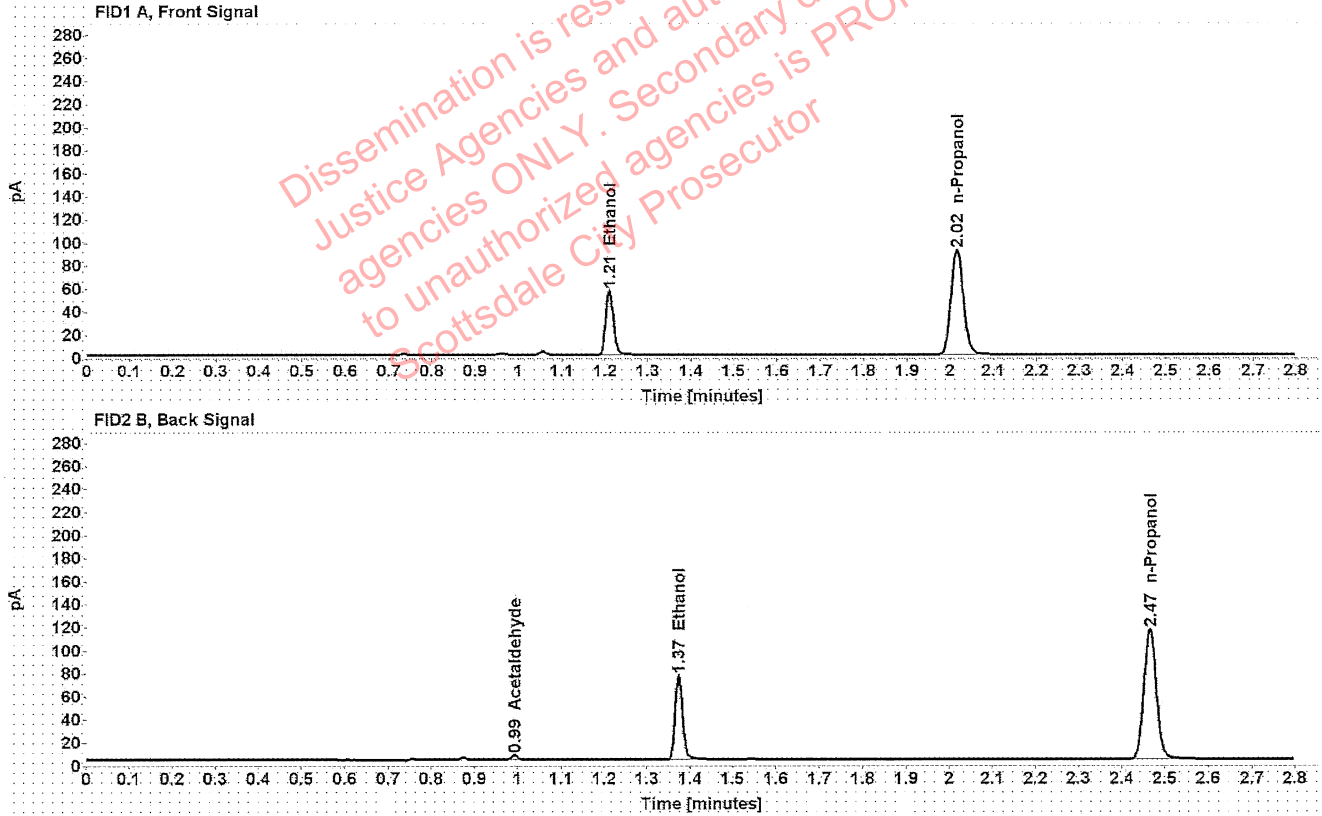


Table 1: FID 1 A (column DB-ALC1)

Compound	Amount (g/100mL)	Time (min)	Peak Area
>Ethanol	0.1094	1.210	71.357
n-Propanol	-----	2.015	181.111

Table 2: FID 2 B (column DB-ALC2)

Compound	Time (min)	Peak Area
Acetaldehyde	0.992	3.839
Ethanol	1.373	89.688
n-Propanol	2.465	227.906

## Scottsdale Police Department Crime Lab Volatiles Analysis

Sample:	1365549	Vial:	40
Description:	[REDACTED]	LIMS ID:	[REDACTED]
Method:	ethanol quant.M	Sequence:	10Aug21
Instrument:	US14173023 CN14160045	Injection date:	8/10/2021 2:35:12 PM
Data file:	C:\Chem32\1\Data\10Aug21\40.D	Analyst:	Brooke

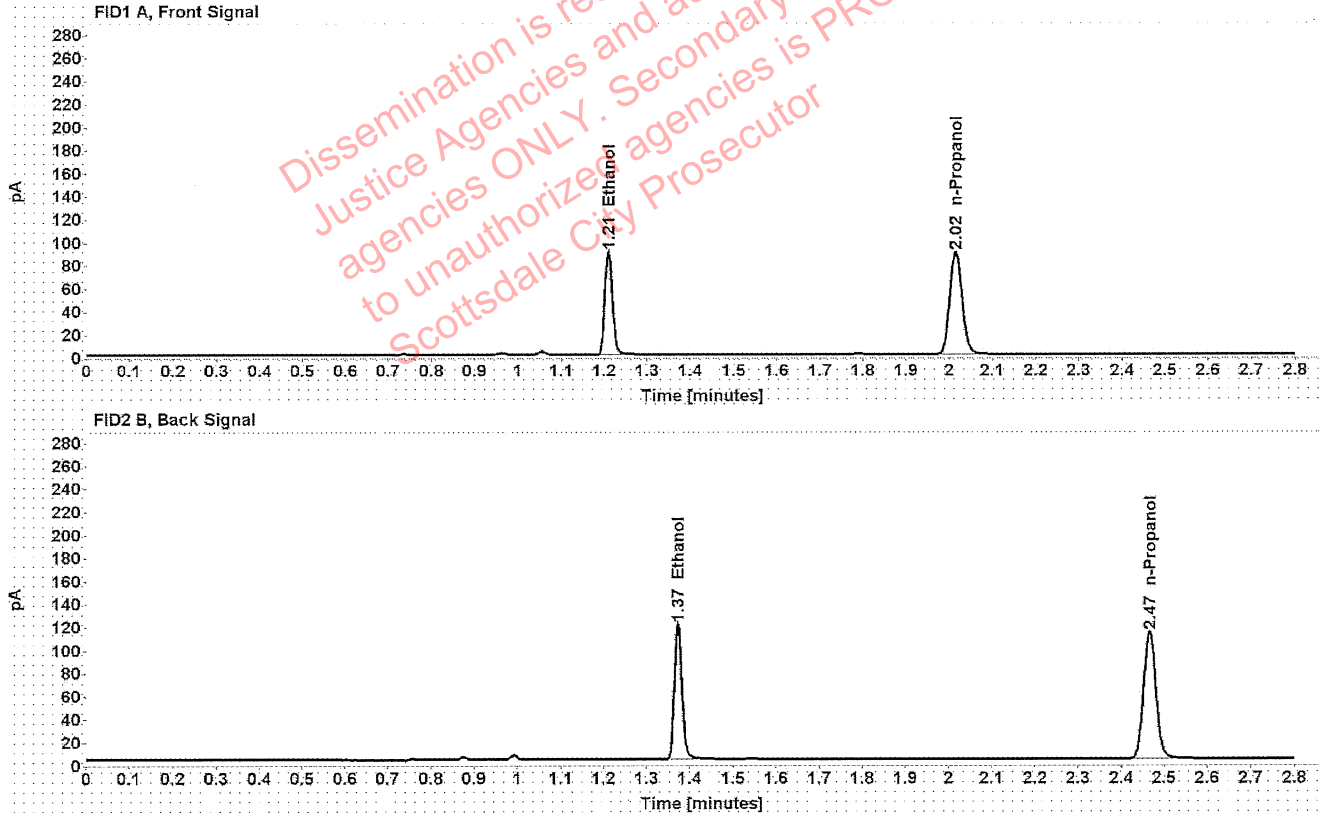


Table 1: FID 1 A (column DB-ALC1)

Compound	Amount (g/100mL)	Time (min)	Peak Area
>Ethanol	0.1763	1.210	114.002
n-Propanol	-----	2.015	177.392

Table 2: FID 2 B (column DB-ALC2)

Compound	Time (min)	Peak Area
Ethanol	1.373	143.631
n-Propanol	2.465	223.050

### Scottsdale Police Department Crime Lab Volatiles Analysis

Sample:	1365549	Vial:	41
Description:	[REDACTED]	LIMS ID:	[REDACTED]
Method:	ethanol quant.M	Sequence:	10Aug21
Instrument:	US14173023 CN14160045	Injection date:	8/10/2021 2:39:12 PM
Data file:	C:\Chem32\1\Data\10Aug21\41.D	Analyst:	Brooke

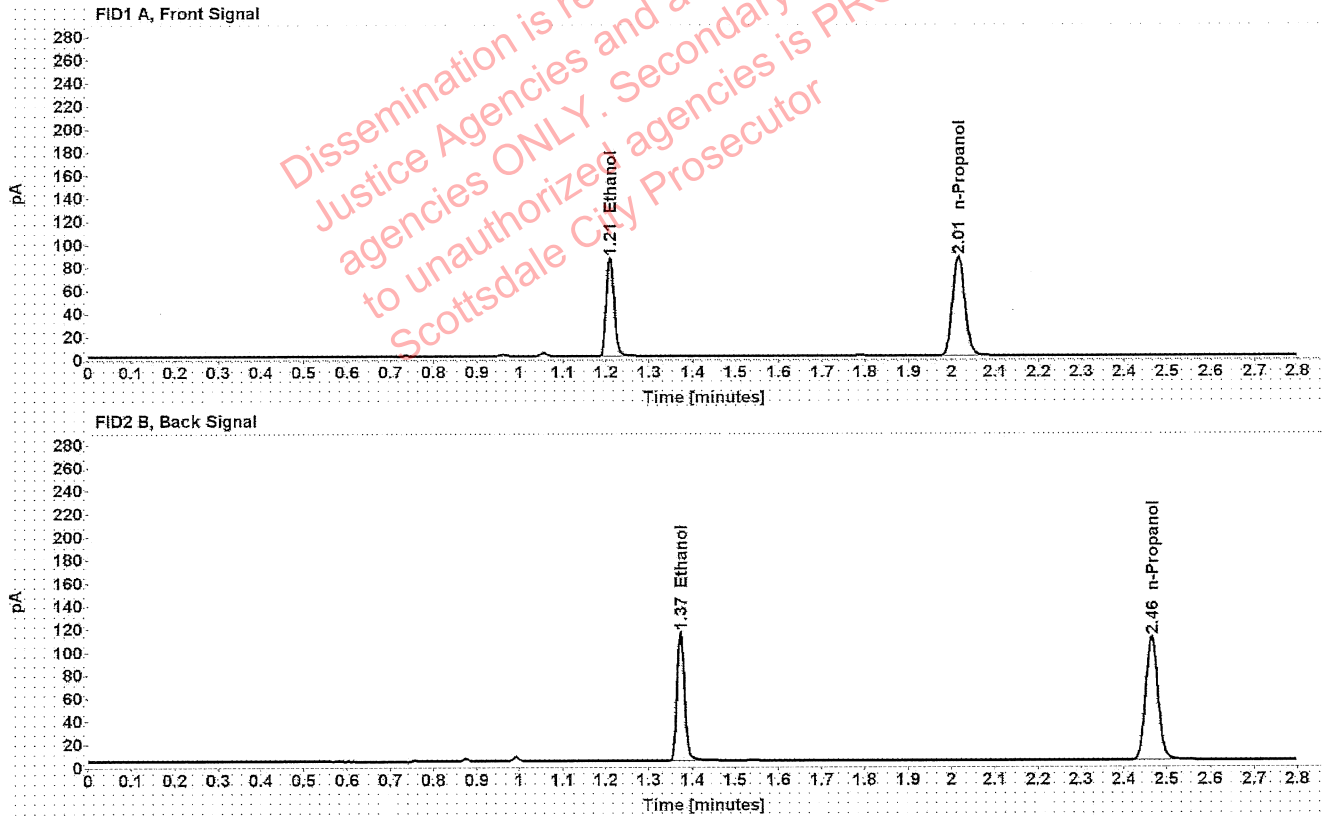


Table 1: FID 1 A (column DB-ALC1)

Compound	Amount (g/100mL)	Time (min)	Peak Area
>Ethanol	0.1742	1.209	108.710
n-Propanol	-----	2.015	171.240

Table 2: FID 2 B (column DB-ALC2)

Compound	Time (min)	Peak Area
Ethanol	1.373	137.170
n-Propanol	2.465	215.226

### Scottsdale Police Department Crime Lab Volatiles Analysis

Sample:	1380028	Vial:	43
Description:	[REDACTED]	LIMS ID:	[REDACTED]
Method:	ethanol quant.M	Sequence:	10Aug21
Instrument:	US14173023 CN14160045	Injection date:	8/10/2021 2:47:28 PM
Data file:	C:\Chem32\1\Data\10Aug21\43.D	Analyst:	Brooke

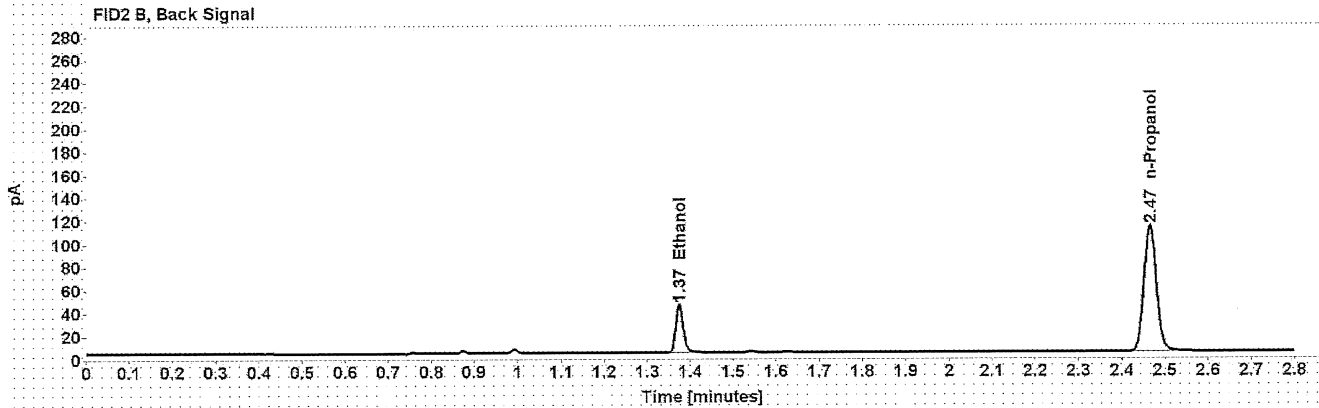
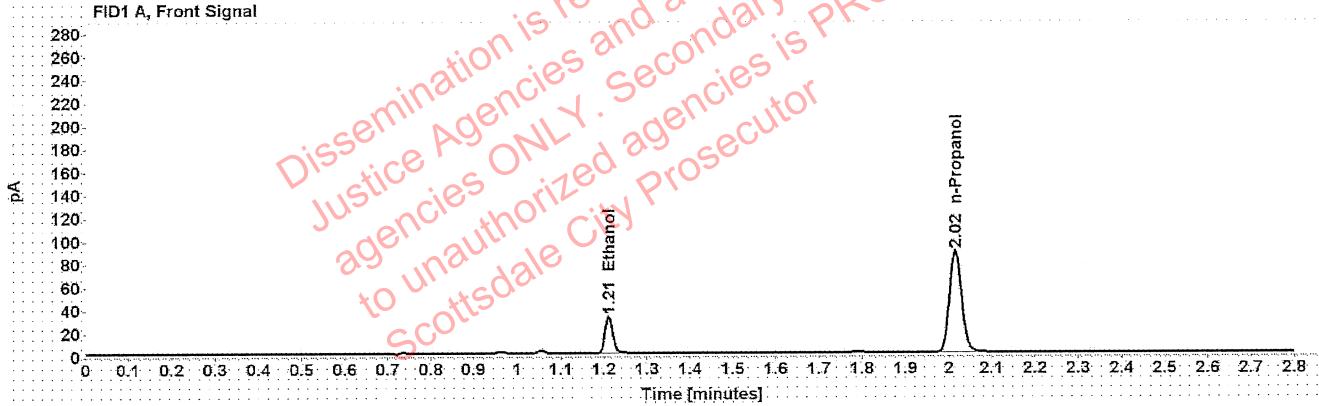


Table 1: FID 1 A (column DB-ALC1)

Compound	Amount (g/100mL)	Time (min)	Peak Area
>Ethanol	0.0665	1.211	41.087
n-Propanol	-----	2.015	175.203

Table 2: FID 2 B (column DB-ALC2)

Compound	Time (min)	Peak Area
Ethanol	1.374	52.300
n-Propanol	2.465	220.371

### Scottsdale Police Department Crime Lab Volatiles Analysis

Sample:	1380028	Vial:	44
Description:	[REDACTED]	LIMS ID:	[REDACTED]
Method:	ethanol quant.M	Sequence:	10Aug21
Instrument:	US14173023 CN14160045	Injection date:	8/10/2021 2:51:27 PM
Data file:	C:\Chem321\Data\10Aug21\44.D	Analyst:	Brooke

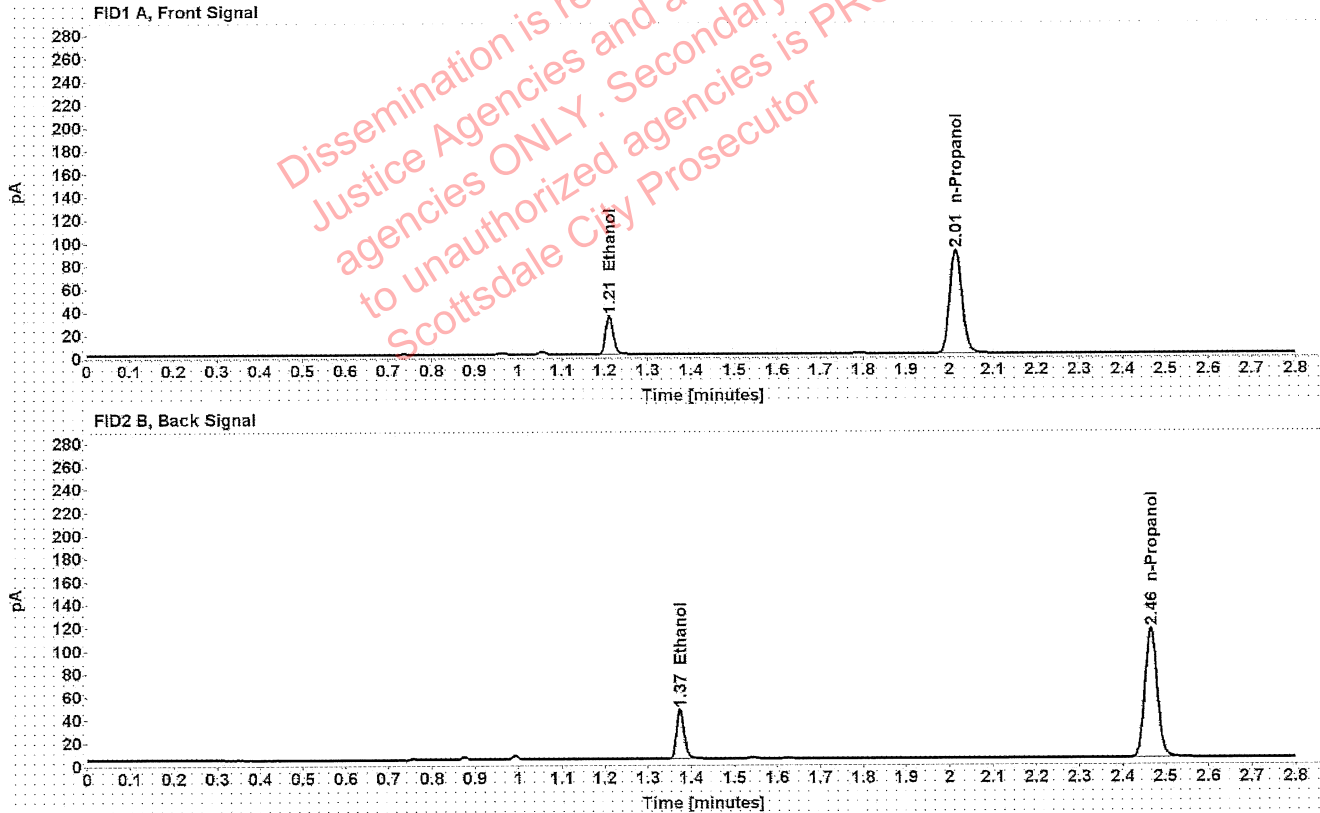


Table 1: FID 1 A (column DB-ALC1)

Compound	Amount (g/100mL)	Time (min)	Peak Area
>Ethanol	0.0668	1.211	42.256
n-Propanol	-----	2.015	179.306

Table 2: FID 2 B (column DB-ALC2)

Compound	Time (min)	Peak Area
Ethanol	1.374	52.953
n-Propanol	2.465	225.767

Brooke, Phillip - (11-Aug-2021)

Case: [REDACTED] User: pbrooke 8/11/2021

### Scottsdale Police Department Crime Lab Volatiles Analysis

Sample:	1378600	Vial:	45
Description:	[REDACTED]	LIMS ID:	[REDACTED]
Method:	ethanol quant.M	Sequence:	10Aug21
Instrument:	US14173023 CN14160045	Injection date:	8/10/2021 2:55:27 PM
Data file:	C:\Chem32\1\Data\10Aug21\45.D	Analyst:	Brooke

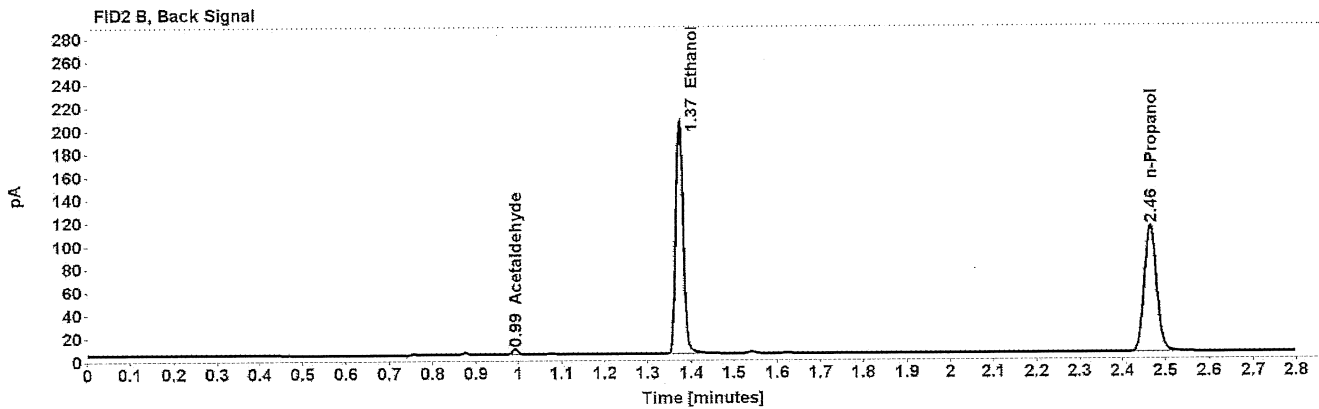
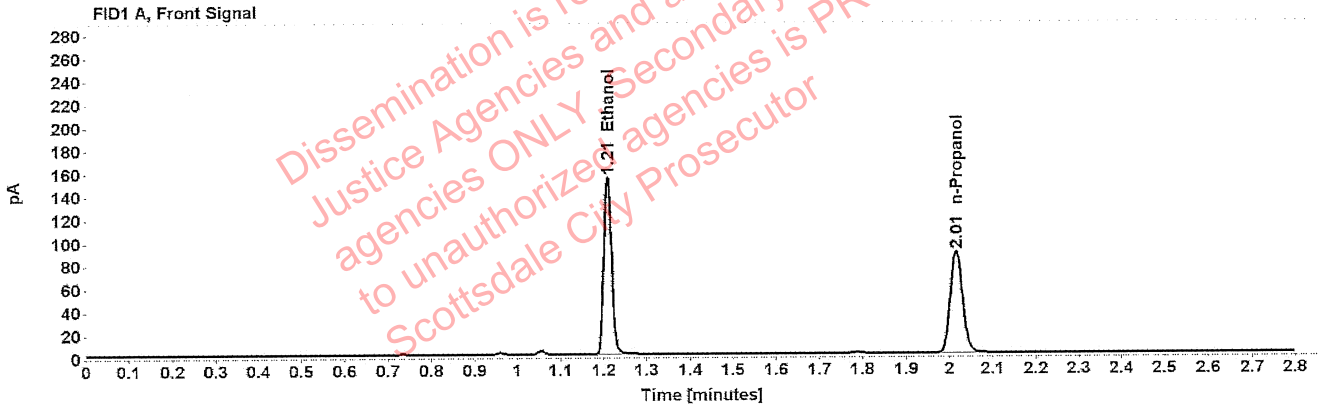


Table 1: FID 1 A (column DB-ALC1)

Compound	Amount (g/100mL)	Time (min)	Peak Area
>Ethanol	0.3033	1.209	195.818
n-Propanol	-----	2.015	175.655

Table 2: FID 2 B (column DB-ALC2)

Compound	Time (min)	Peak Area
Acetaldehyde	0.992	4.482
Ethanol	1.373	249.012
n-Propanol	2.465	220.947



### Scottsdale Police Department Crime Lab Volatiles Analysis

Sample:	1378600	Vial:	46
Description:	[REDACTED]	LIMS ID:	[REDACTED]
Method:	ethanol quant.M	Sequence:	10Aug21
Instrument:	US14173023 CN14160045	Injection date:	8/10/2021 2:59:27 PM
Data file:	C:\Chem32\1\Data\10Aug21\46.D	Analyst:	Brooke

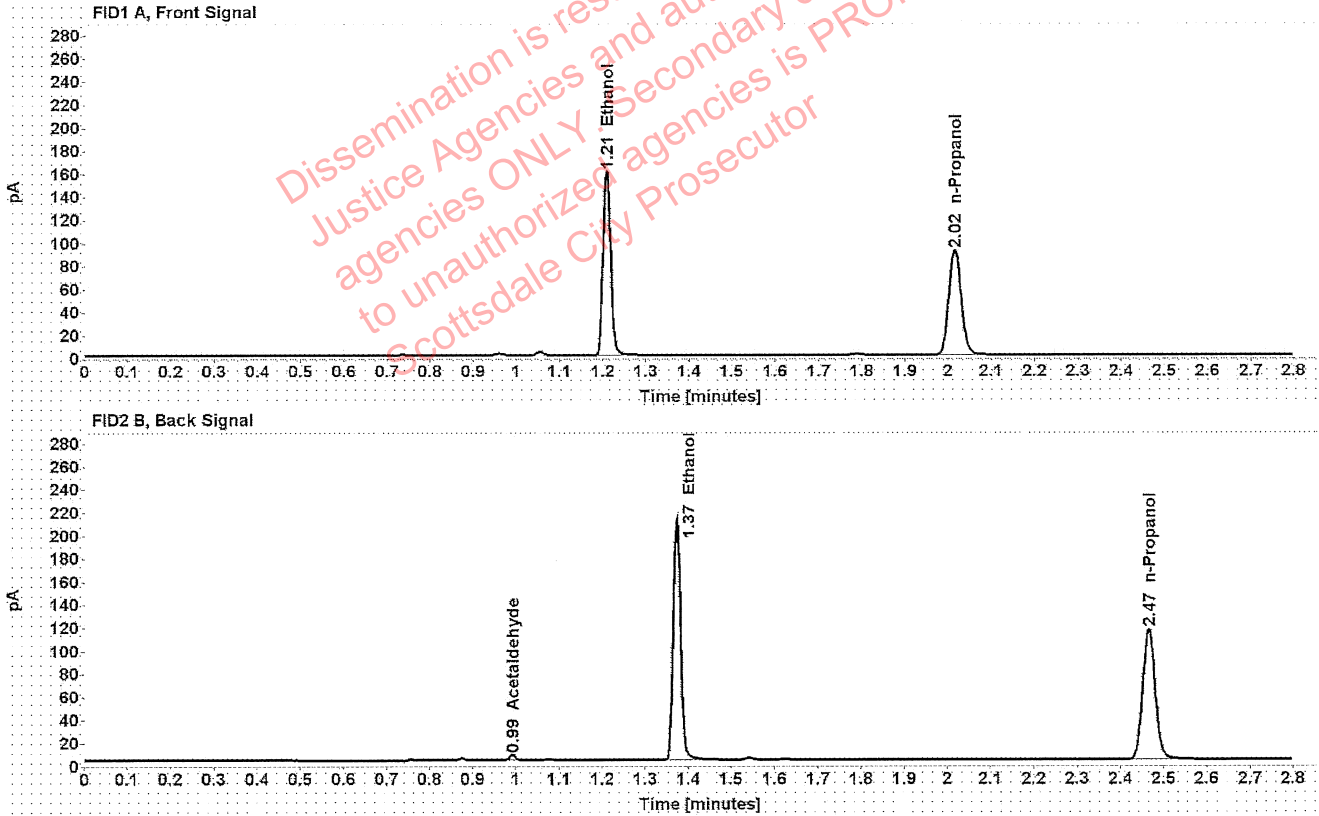


Table 1: FID 1 A (column DB-ALC1)

Compound	Amount (g/100mL)	Time (min)	Peak Area
>Ethanol	0.3056	1.209	203.431
n-Propanol	-----	2.015	181.099

Table 2: FID 2 B (column DB-ALC2)

Compound	Time (min)	Peak Area
Acetaldehyde	0.992	4.429
Ethanol	1.373	257.270
n-Propanol	2.465	227.870

[REDACTED] : Brooke, Phillip - (11-Aug-2021)

Case: [REDACTED] User: pbrooke 8/11/2021

### Scottsdale Police Department Crime Lab Volatiles Analysis

Sample:	1383847	Vial:	47
Description:	[REDACTED]	LIMS ID:	[REDACTED]
Method:	ethanol quant.M	Sequence:	10Aug21
Instrument:	US14173023 CN14160045	Injection date:	8/10/2021 3:03:27 PM
Data file:	C:\Chem32\1\Data\10Aug21\47.D	Analyst:	Brooke

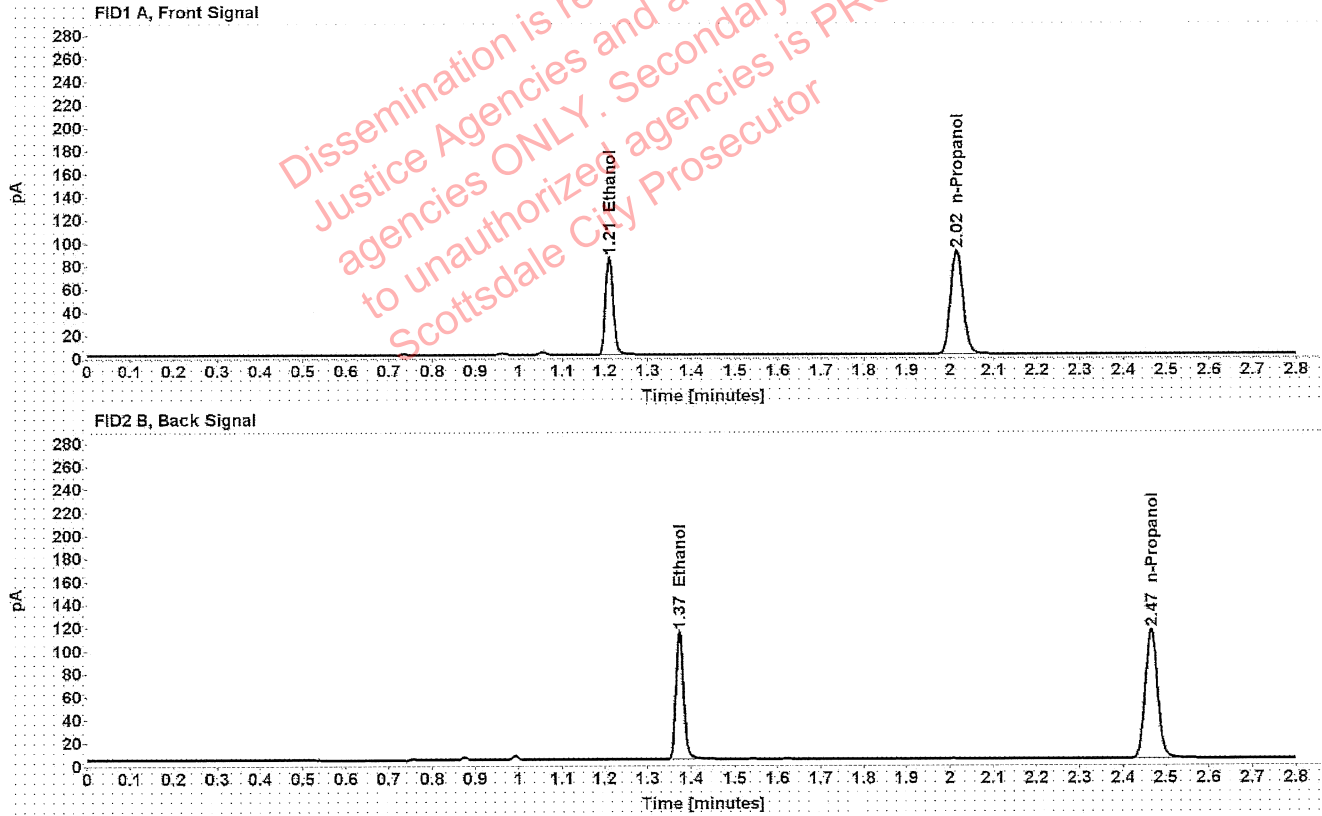


Table 1: FID 1 A (column DB-ALC1)

Compound	Amount (g/100mL)	Time (min)	Peak Area
>Ethanol	0.1649	1.210	107.811
n-Propanol	-----	2.015	179.609

Table 2: FID 2 B (column DB-ALC2)

Compound	Time (min)	Peak Area
Ethanol	1.373	135.514
n-Propanol	2.465	226.105

### Scottsdale Police Department Crime Lab Volatiles Analysis

Sample:	1383847	Vial:	48
Description:	[REDACTED]	LIMS ID:	[REDACTED]
Method:	ethanol quant.M	Sequence:	10Aug21
Instrument:	US14173023 CN14160045	Injection date:	8/10/2021 3:07:27 PM
Data file:	C:\Chem32\1\Data\10Aug21\48.D	Analyst:	Brooke

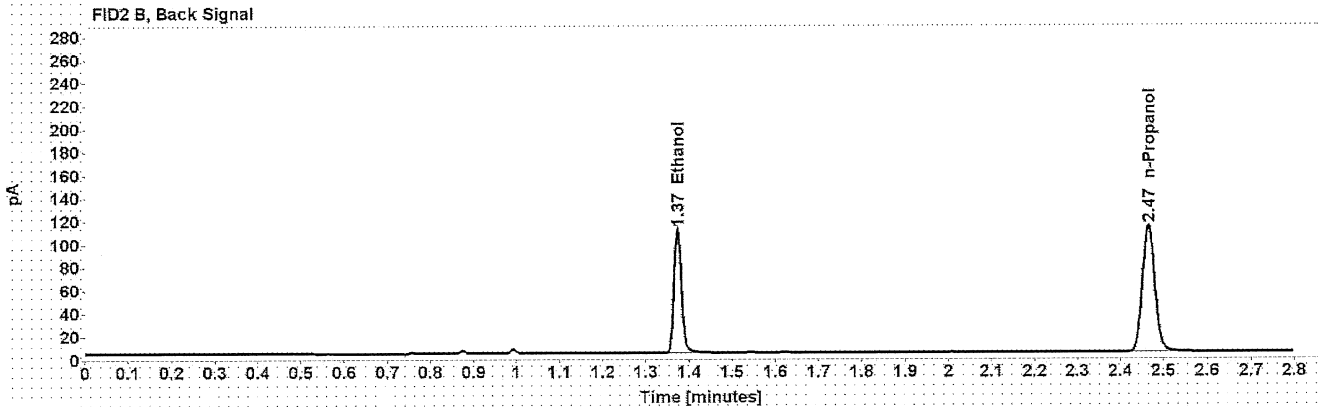
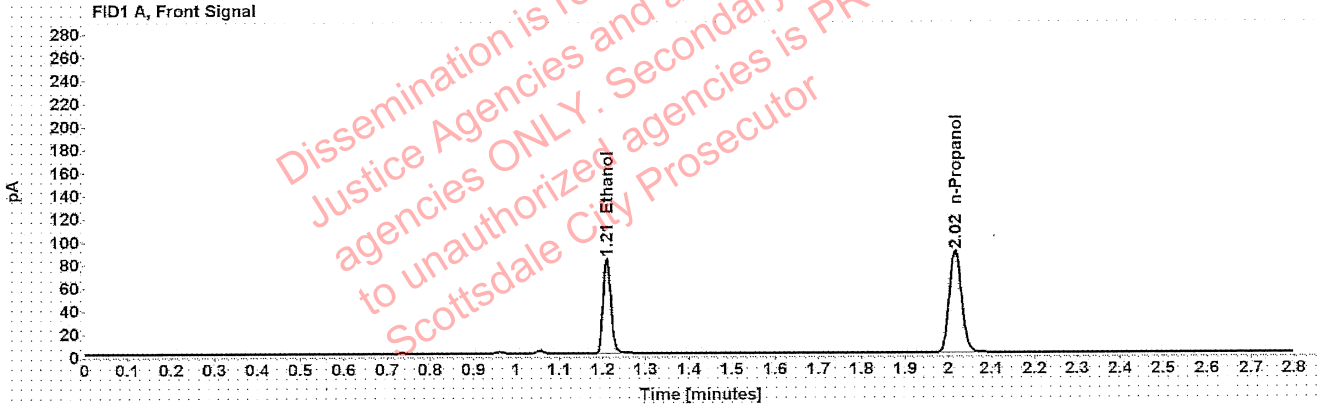


Table 1: FID 1 A (column DB-ALC1)

Compound	Amount (g/100mL)	Time (min)	Peak Area
>Ethanol	0.1637	1.210	104.890
n-Propanol	-----	2.015	176.013

Table 2: FID 2 B (column DB-ALC2)

Compound	Time (min)	Peak Area
Ethanol	1.373	131.754
n-Propanol	2.465	221.601

## Scottsdale Police Department Crime Lab Volatiles Analysis

Sample: 1384005	Vial: 49
Description: [REDACTED]	LIMS ID: [REDACTED]
Method: ethanol quant.M	Sequence: 10Aug21
Instrument: US14173023 CN14160045	Injection date: 8/10/2021 3:11:43 PM
Data file: C:\Chem32\1\Data\10Aug21\49.D	Analyst: Brooke

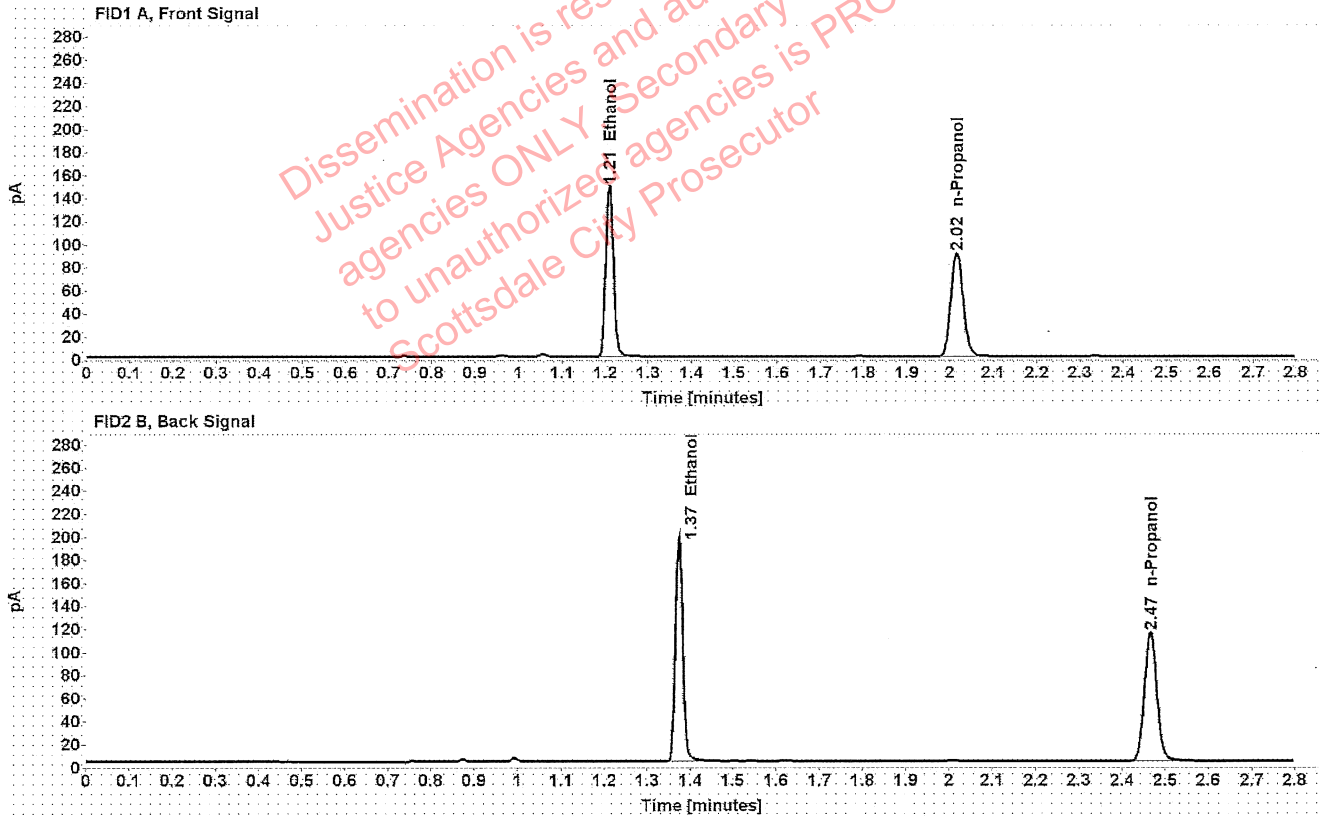


Table 1: FID 1 A (column DB-ALC1)

Compound	Amount (g/100mL)	Time (min)	Peak Area
>Ethanol	0.2870	1.209	188.849
n-Propanol	-----	2.015	179.111

Table 2: FID 2 B (column DB-ALC2)

Compound	Time (min)	Peak Area
Ethanol	1.373	239.992
n-Propanol	2.465	225.435

## Scottsdale Police Department Crime Lab Volatiles Analysis

Sample:	1384005	Vial:	50
Description:	[REDACTED]	LIMS ID:	[REDACTED]
Method:	ethanol quant.M	Sequence:	10Aug21
Instrument:	US14173023 CN14160045	Injection date:	8/10/2021 3:15:42 PM
Data file:	C:\Chem32\1\Data\10Aug21\50.D	Analyst:	Brooke

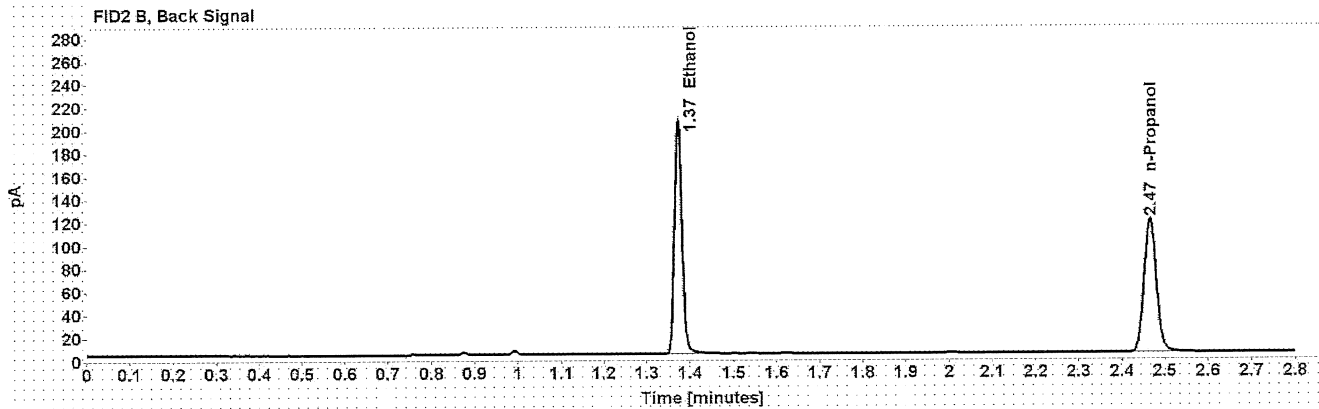
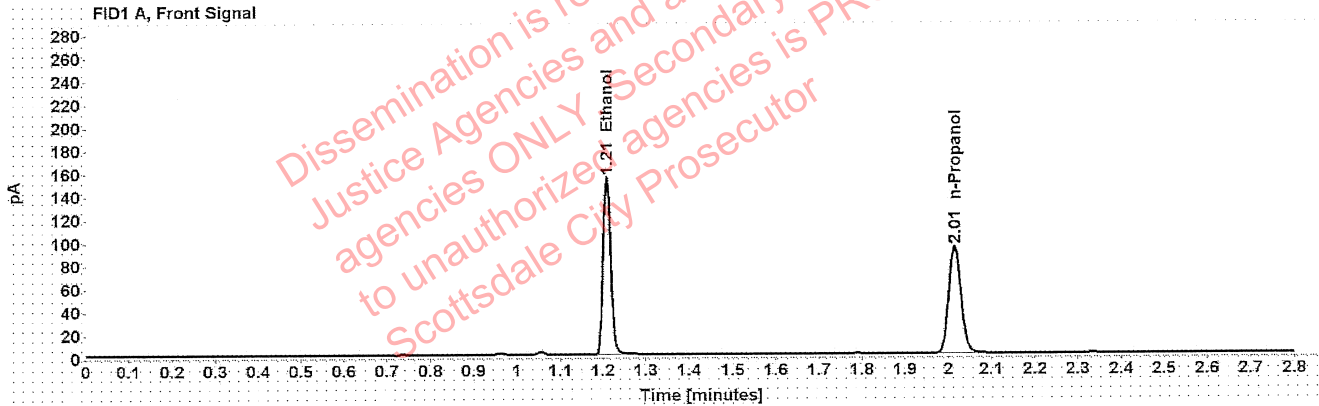


Table 1: FID 1 A (column DB-ALC1)

Compound	Amount (g/100mL)	Time (min)	Peak Area
>Ethanol	0.2883	1.209	195.854
n-Propanol	-----	2.015	184.925

Table 2: FID 2 B (column DB-ALC2)

Compound	Time (min)	Peak Area
Ethanol	1.373	249.127
n-Propanol	2.465	232.830

## Scottsdale Police Department Crime Lab Volatiles Analysis

Sample:	1384003	Vial:	51
Description:	[REDACTED]	LIMS ID:	[REDACTED]
Method:	ethanol quant.M	Sequence:	10Aug21
Instrument:	US14173023 CN14160045	Injection date:	8/10/2021 3:19:43 PM
Data file:	C:\Chem32\1\Data\10Aug21\51.D	Analyst:	Brooke

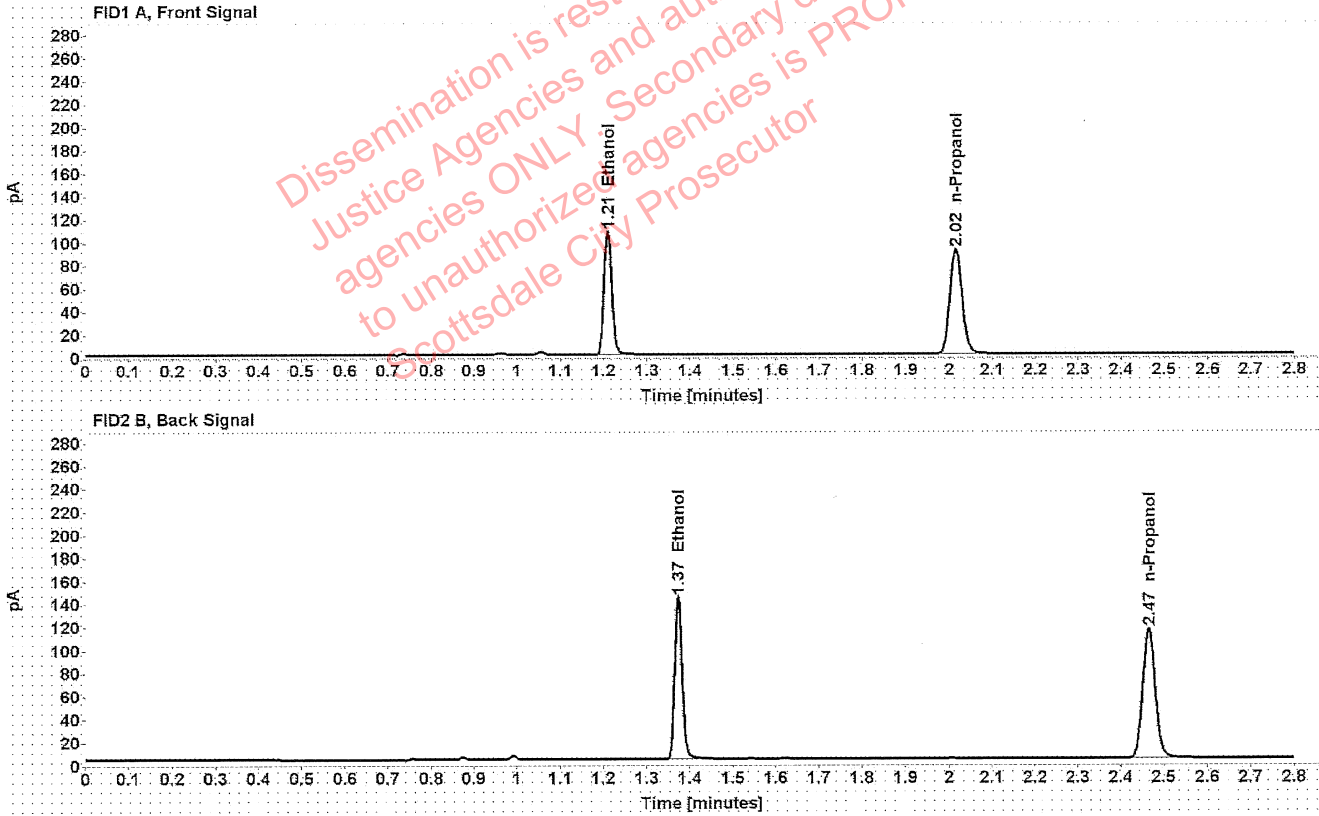


Table 1: FID 1 A (column DB-ALC1)

Compound	Amount (g/100mL)	Time (min)	Peak Area
>Ethanol	0.2070	1.209	136.771
n-Propanol	-----	2.015	180.676

Table 2: FID 2 B (column DB-ALC2)

Compound	Time (min)	Peak Area
Ethanol	1.373	174.034
n-Propanol	2.465	227.320

### Scottsdale Police Department Crime Lab Volatiles Analysis

Sample:	1384003	Vial:	52
Description:	[REDACTED]	LIMS ID:	[REDACTED]
Method:	ethanol quant.M	Sequence:	10Aug21
Instrument:	US14173023 CN14160045	Injection date:	8/10/2021 3:23:43 PM
Data file:	C:\Chem32\1\Data\10Aug21\52.D	Analyst:	Brooke

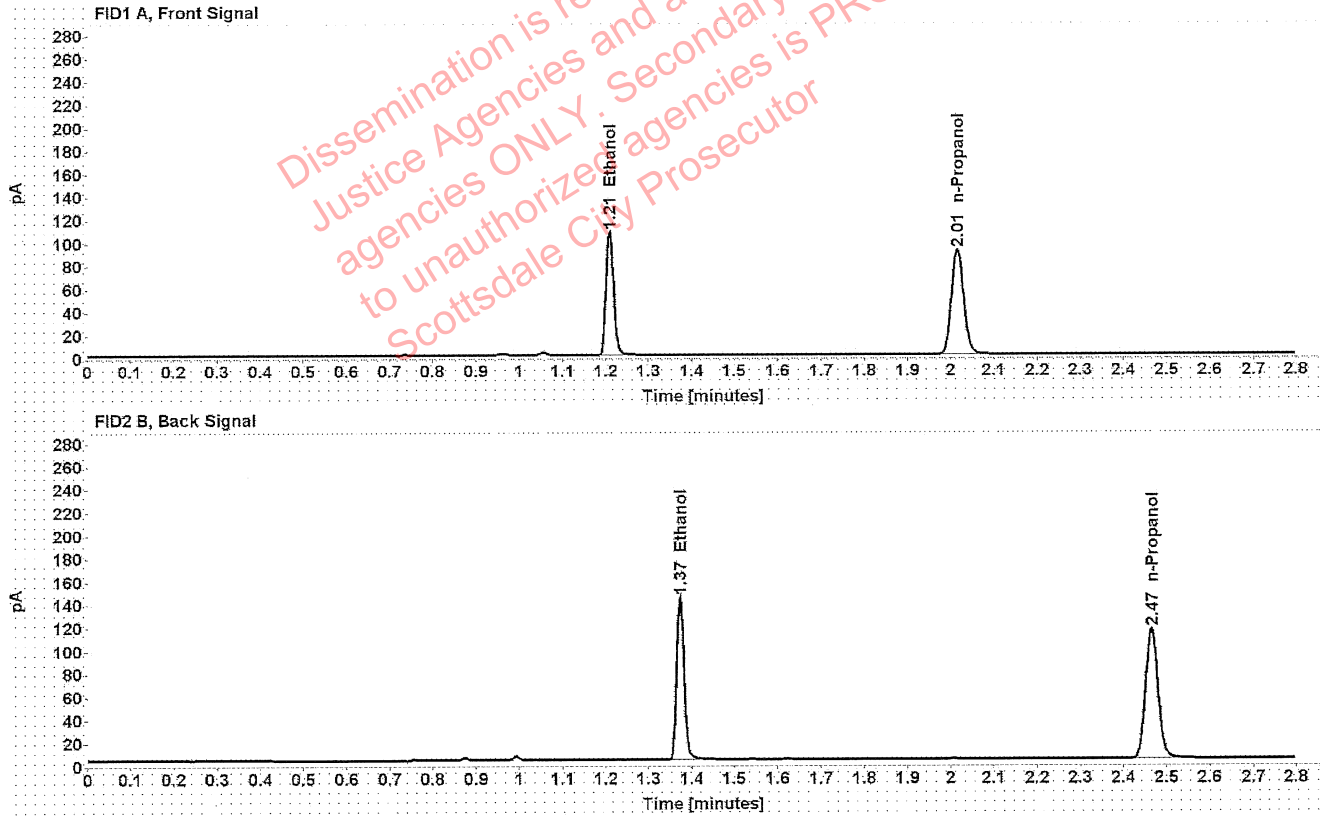


Table 1: FID 1 A (column DB-ALC1)

Compound	Amount (g/100mL)	Time (min)	Peak Area
>Ethanol	0.2076	1.209	137.101
n-Propanol	-----	2.015	180.609

Table 2: FID 2 B (column DB-ALC2)

Compound	Time (min)	Peak Area
Ethanol	1.373	172.908
n-Propanol	2.465	227.067

## Scottsdale Police Department Crime Lab Volatiles Analysis

Sample:	1384007	Vial:	54
Description:	[REDACTED]	LIMS ID:	[REDACTED]
Method:	ethanol quant.M	Sequence:	10Aug21
Instrument:	US14173023 CN14160045	Injection date:	8/10/2021 3:31:43 PM
Data file:	C:\Chem32\1\Data\10Aug21\54.D	Analyst:	Brooke

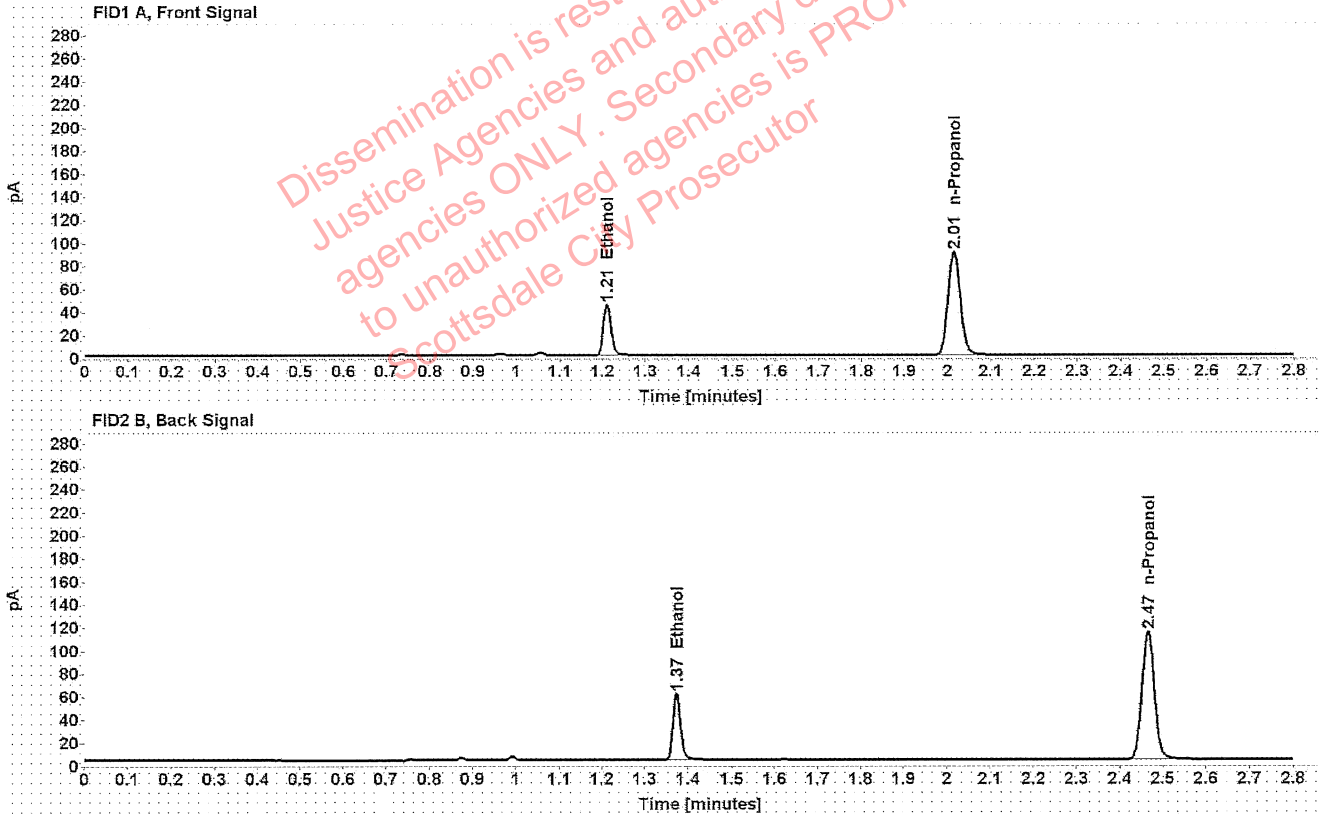


Table 1: FID 1 A (column DB-ALC1)

Compound	Amount (g/100mL)	Time (min)	Peak Area
>Ethanol	0.0884	1.210	56.463
n-Propanol	-----	2.015	178.568

Table 2: FID 2 B (column DB-ALC2)

Compound	Time (min)	Peak Area
Ethanol	1.374	70.867
n-Propanol	2.465	224.862



### Scottsdale Police Department Crime Lab Volatiles Analysis

Sample:	1384007	Vial:	55
Description:	[REDACTED]	LIMS ID:	[REDACTED]
Method:	ethanol quant.M	Sequence:	10Aug21
Instrument:	US14173023 CN14160045	Injection date:	8/10/2021 3:35:58 PM
Data file:	C:\Chem32\1\Data\10Aug21\55.D	Analyst:	Brooke

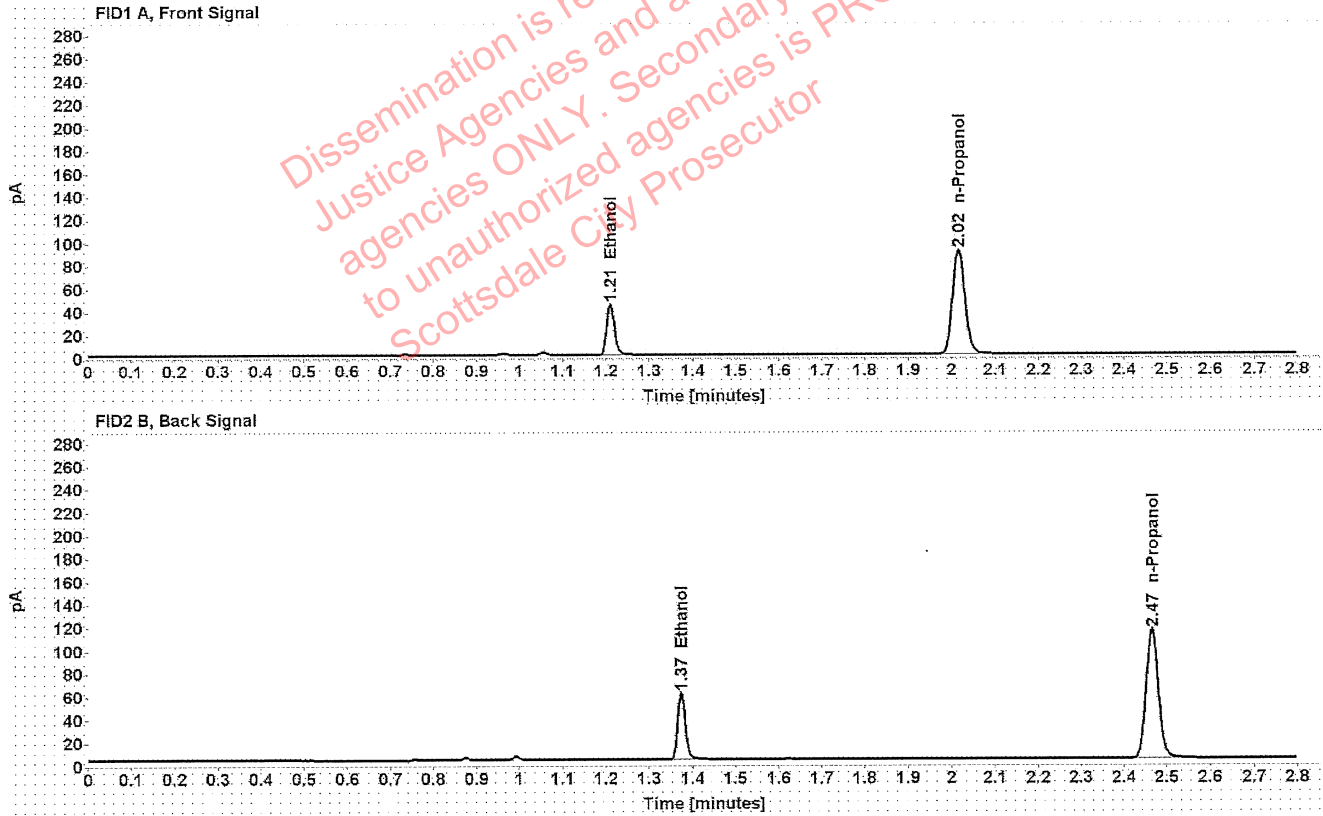


Table 1: FID 1 A (column DB-ALC1)

Compound	Amount (g/100mL)	Time (min)	Peak Area
>Ethanol	0.0886	1.210	56.832
n-Propanol	-----	2.015	179.425

Table 2: FID 2 B (column DB-ALC2)

Compound	Time (min)	Peak Area
Ethanol	1.374	71.025
n-Propanol	2.465	225.877

### Scottsdale Police Department Crime Lab Volatiles Analysis

Sample:	1383843	Vial:	56
Description:	[REDACTED]	LIMS ID:	[REDACTED]
Method:	ethanol quant.M	Sequence:	10Aug21
Instrument:	US14173023 CN14160045	Injection date:	8/10/2021 3:39:58 PM
Data file:	C:\Chem32\1\Data\10Aug21\56.D	Analyst:	Brooke

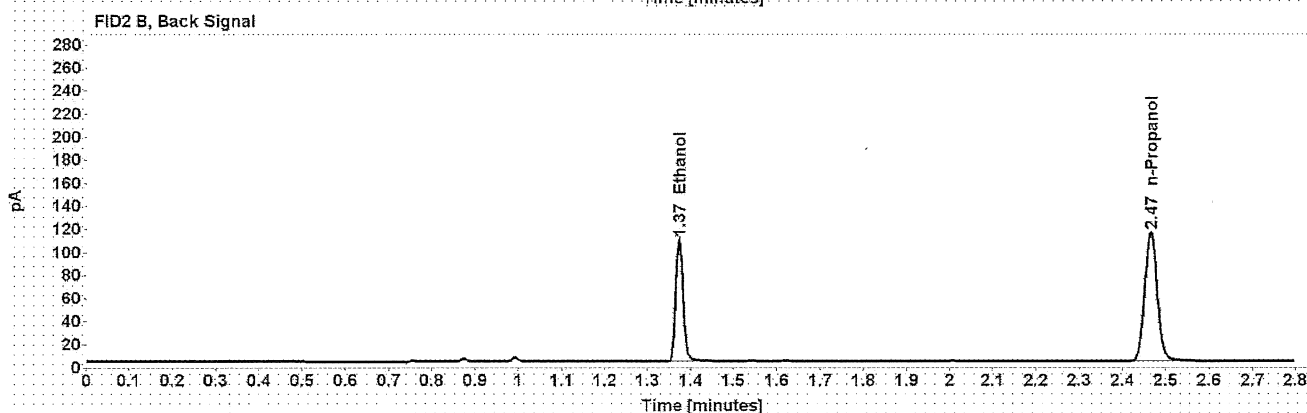
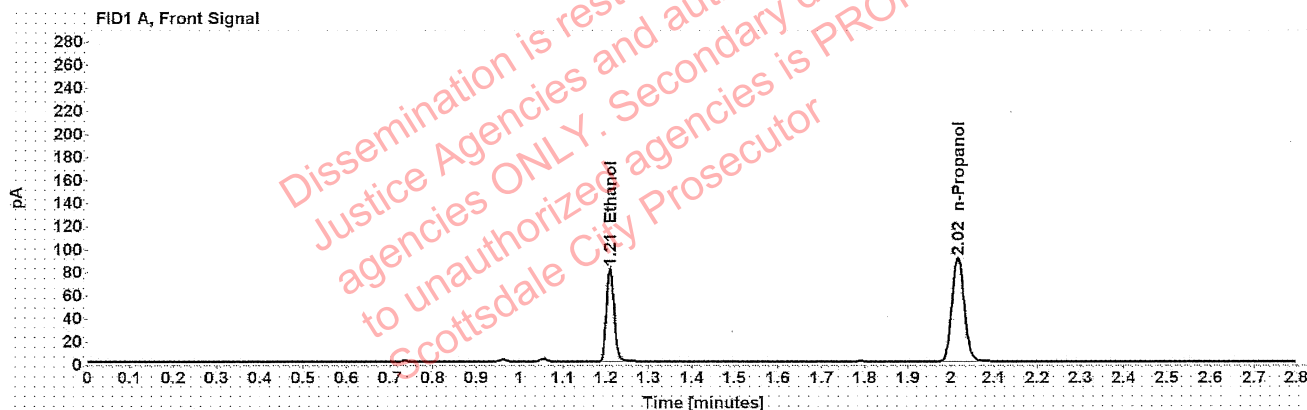


Table 1: FID 1 A (column DB-ALC1)

Compound	Amount (g/100mL)	Time (min)	Peak Area
>Ethanol	0.1574	1.210	103.123
n-Propanol	-----	2.015	180.073

Table 2: FID 2 B (column DB-ALC2)

Compound	Time (min)	Peak Area
Ethanol	1.373	129.880
n-Propanol	2.465	226.823

### Scottsdale Police Department Crime Lab Volatiles Analysis

Sample:	1383843	Vial:	57
Description:	[REDACTED]	LIMS ID:	[REDACTED]
Method:	ethanol quant.M	Sequence:	10Aug21
Instrument:	US14173023 CN14160045	Injection date:	8/10/2021 3:43:58 PM
Data file:	C:\Chem32\1\Data\10Aug21\57.D	Analyst:	Brooke

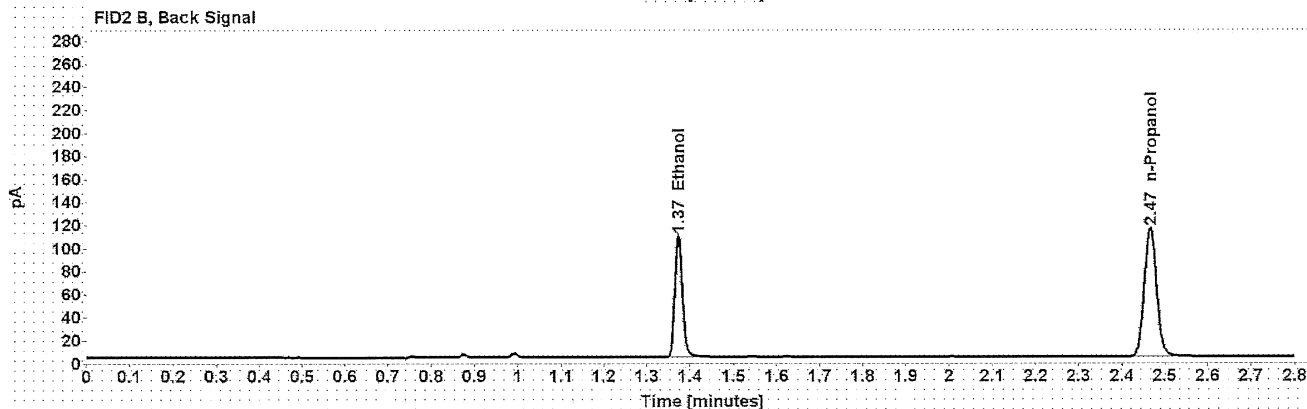
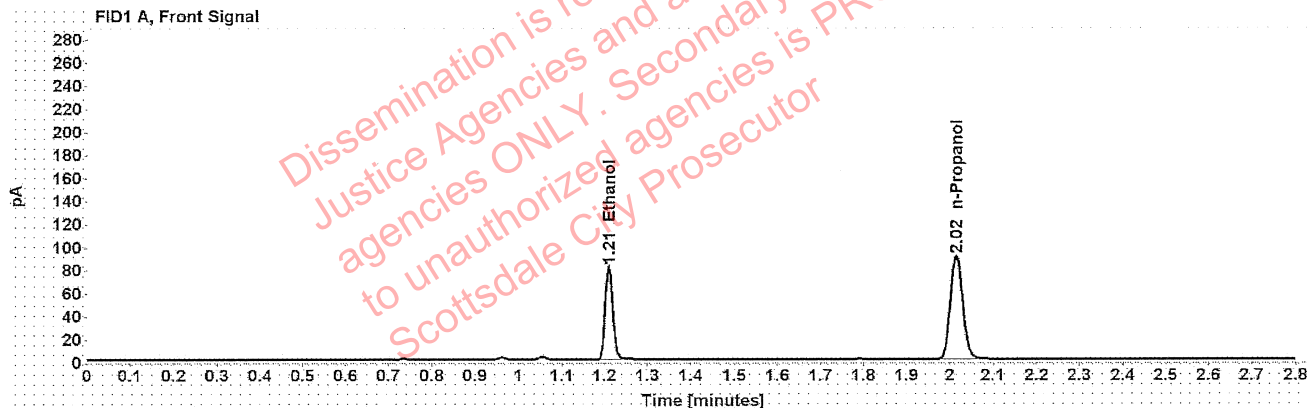


Table 1: FID 1 A (column DB-ALC1)

Compound	Amount (g/100mL)	Time (min)	Peak Area
>Ethanol	0.1573	1.210	102.595
n-Propanol	-----	2.015	179.320

Table 2: FID 2 B (column DB-ALC2)

Compound	Time (min)	Peak Area
Ethanol	1.373	129.150
n-Propanol	2.465	225.640

### Scottsdale Police Department Crime Lab Volatiles Analysis

Sample:	1381928	Vial:	58
Description:	[REDACTED]	LIMS ID:	[REDACTED]
Method:	ethanol quant.M	Sequence:	10Aug21
Instrument:	US14173023 CN14160045	Injection date:	8/10/2021 3:47:58 PM
Data file:	C:\Chem32\1\Data\10Aug21\58.D	Analyst:	Brooke

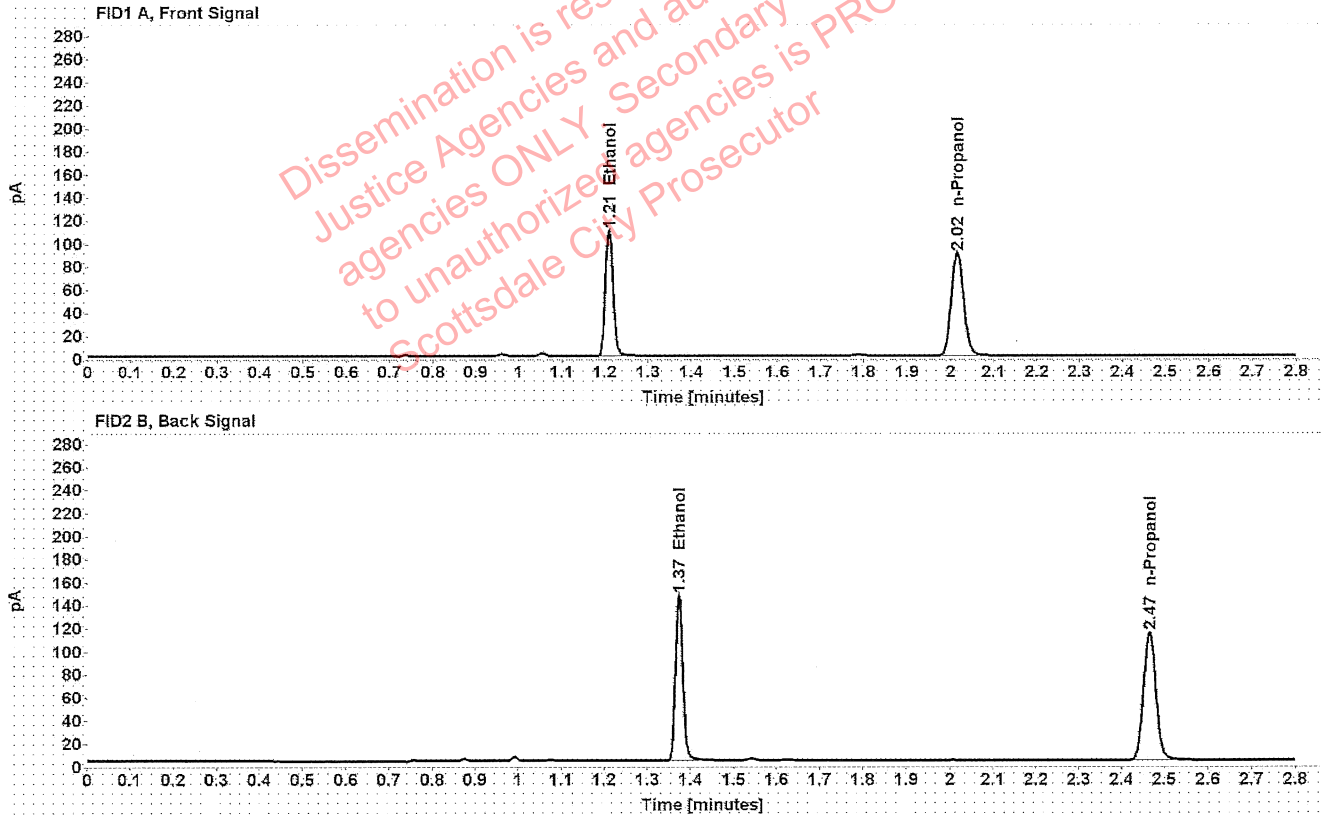


Table 1: FID 1 A (column DB-ALC1)

Compound	Amount (g/100mL)	Time (min)	Peak Area
>Ethanol	0.2141	1.209	139.646
n-Propanol	-----	2.015	178.281

Table 2: FID 2 B (column DB-ALC2)

Compound	Time (min)	Peak Area
Ethanol	1.373	177.629
n-Propanol	2.465	224.271

### Scottsdale Police Department Crime Lab Volatiles Analysis

Sample:	1381928	Vial:	59
Description:	[REDACTED]	LIMS ID:	[REDACTED]
Method:	ethanol quant.M	Sequence:	10Aug21
Instrument:	US14173023 CN14160045	Injection date:	8/10/2021 3:51:58 PM
Data file:	C:\Chem32\1\Data\10Aug21\59.D	Analyst:	Brooke

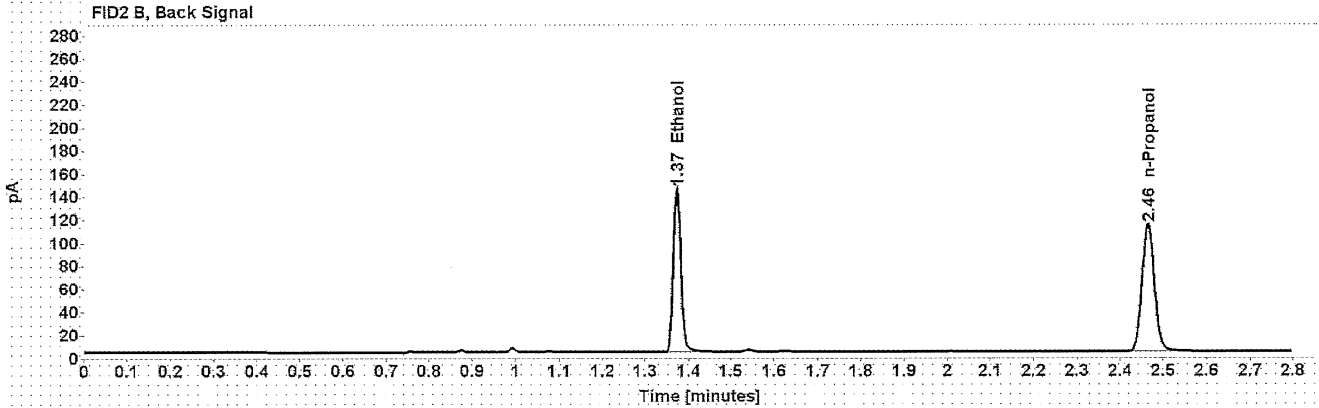
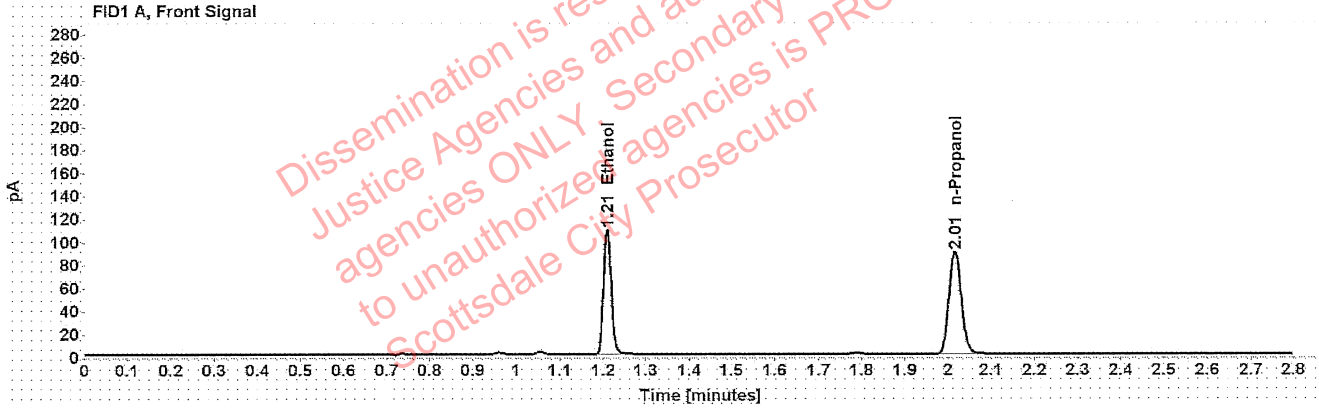


Table 1: FID 1 A (column DB-ALC1)

Compound	Amount (g/100mL)	Time (min)	Peak Area
>Ethanol	0.2134	1.209	138.182
n-Propanol	-----	2.015	176.996

Table 2: FID 2 B (column DB-ALC2)

Compound	Time (min)	Peak Area
Ethanol	1.373	175.770
n-Propanol	2.465	222.779

## Scottsdale Police Department Crime Lab Volatiles Analysis

Sample:	1384114	Vial:	60
Description:	[REDACTED]	LIMS ID:	[REDACTED]
Method:	ethanol quant.M	Sequence:	10Aug21
Instrument:	US14173023 CN14160045	Injection date:	8/10/2021 3:55:57 PM
Data file:	C:\Chem32\1\Data\10Aug21\60.D	Analyst:	Brooke

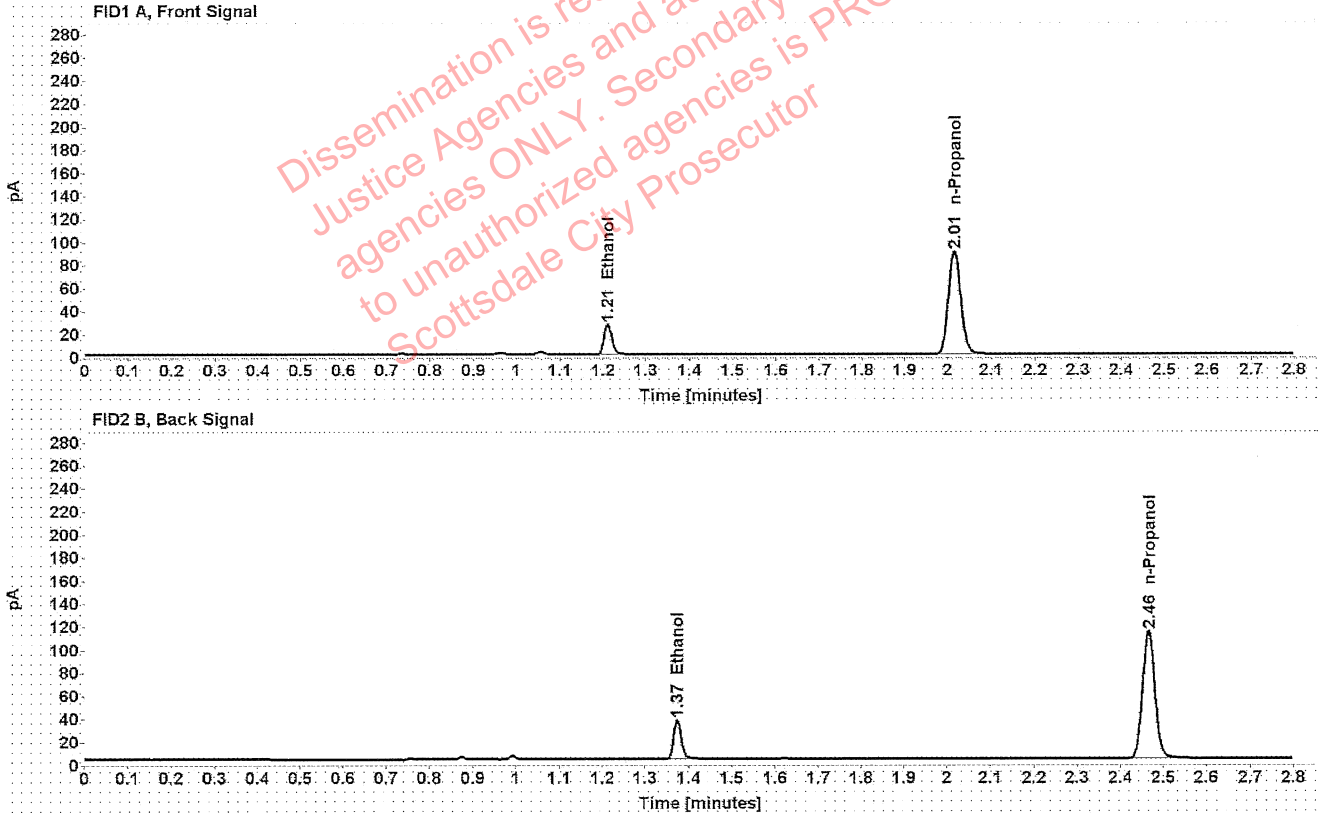


Table 1: FID 1 A (column DB-ALC1)

Compound	Amount (g/100mL)	Time (min)	Peak Area
>Ethanol	0.0541	1.211	33.461
n-Propanol	-----	2.015	177.366

Table 2: FID 2 B (column DB-ALC2)

Compound	Time (min)	Peak Area
Ethanol	1.374	42.503
n-Propanol	2.465	223.643

### Scottsdale Police Department Crime Lab Volatiles Analysis

Sample:	1384114	Vial:	61
Description:	[REDACTED]	LIMS ID:	[REDACTED]
Method:	ethanol quant.M	Sequence:	10Aug21
Instrument:	US14173023 CN14160045	Injection date:	8/10/2021 4:00:12 PM
Data file:	C:\Chem32\1\Data\10Aug21\61.D	Analyst:	Brooke

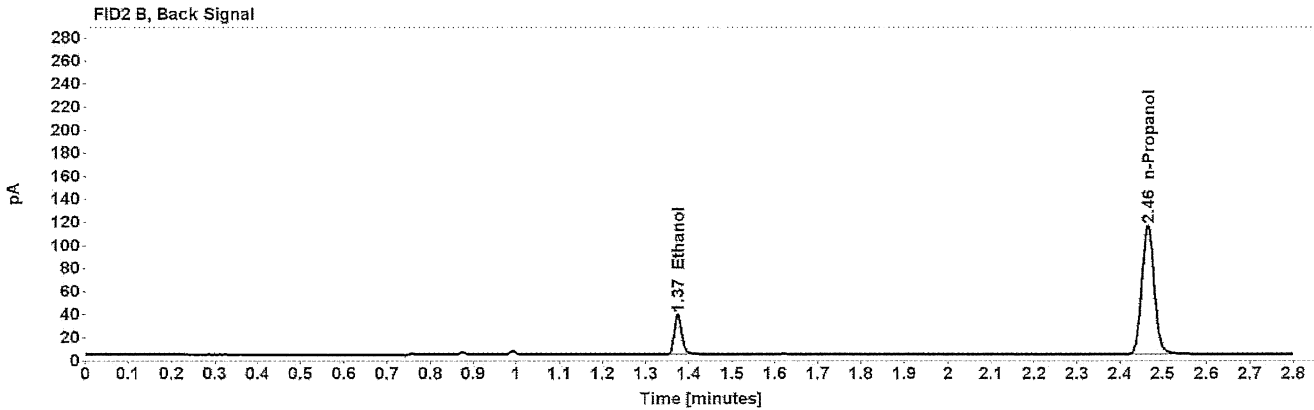
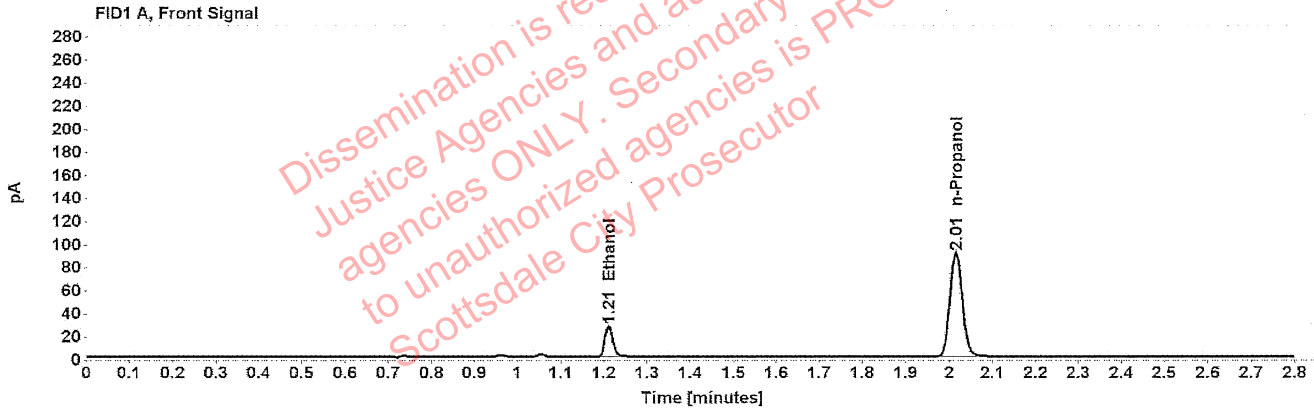


Table 1: FID 1 A (column DB-ALC1)

Compound	Amount (g/100mL)	Time (min)	Peak Area
>Ethanol	0.0550	1.211	34.421
n-Propanol	-----	2.015	179.456

Table 2: FID 2 B (column DB-ALC2)

Compound	Time (min)	Peak Area
Ethanol	1.374	43.785
n-Propanol	2.465	225.910