

SCOTTSDALE POLICE DEPARTMENT CRIME LABORATORY BLOOD ALCOHOL FACE SHEET

ANALYSIS DATE 4/19/22 SEQUENCE NAME 19Apr22

EQUIPMENT

Pipettor Hamilton ML600EH7497 Hamilton ML600GJ10749
 Gas Chromatograph Agilent US14173023

INSTRUMENT CALIBRATION

Vial 1 0.02 calibrator Lot FN06141806 Coefficient of determination (r²)
 Vial 2 0.10 calibrator Lot FN05311902 0.99999
 Vial 3 0.20 calibrator Lot FN05101903
 Vial 4 0.40 calibrator Lot FN10051906

CALIBRATION VERIFICATION AND RESOLUTION TEST

Vial	Sample	Expected result	Measured result	Manufacturer/lot
5	Blank	Not detected	Not detected	SPD lab 032922AQ
6	Volatiles mix	6 compounds	6 compounds	SPD lab 050721MIX
7	Aqueous control	0.400 g/dL	0.402 g/dL	Lipomed 11092018-A
8	Aqueous control	0.040 g/dL	0.041 g/dL	Lipomed 14082019-B
9	Blood control	0.199 g/dL	0.203 g/dL	ACQ 4110320133/2
20	Aqueous control	0.080 g/dL	0.081 g/dL	Lipomed 20012020-B
31	Blood control	0.199 g/dL	0.205 g/dL	ACQ 4110320133/2
42	Aqueous control	0.080 g/dL	0.079 g/dL	Lipomed 20012020-B
53	Aqueous control	0.400 g/dL	0.409 g/dL	Lipomed 11092018-A
54	Aqueous control	0.040 g/dL	0.041 g/dL	Lipomed 14082019-B
55	Blood control	0.199 g/dL	0.204 g/dL	ACQ 4110320133/2
56	Blank	Not detected	Not detected	SPD lab 101921WB

SUBJECT SAMPLES

Subjects in the sequence 20 Subjects requiring reanalysis 0

ADDITIONAL NOTES: All testing proceeded as expected.

Run valid Run invalid Philip Cano Analyst
 Run valid Run invalid Phai Akbata Technical Reviewer

Scottsdale Police Department Crime Laboratory Sequence Quality Assurance Summary

yfb

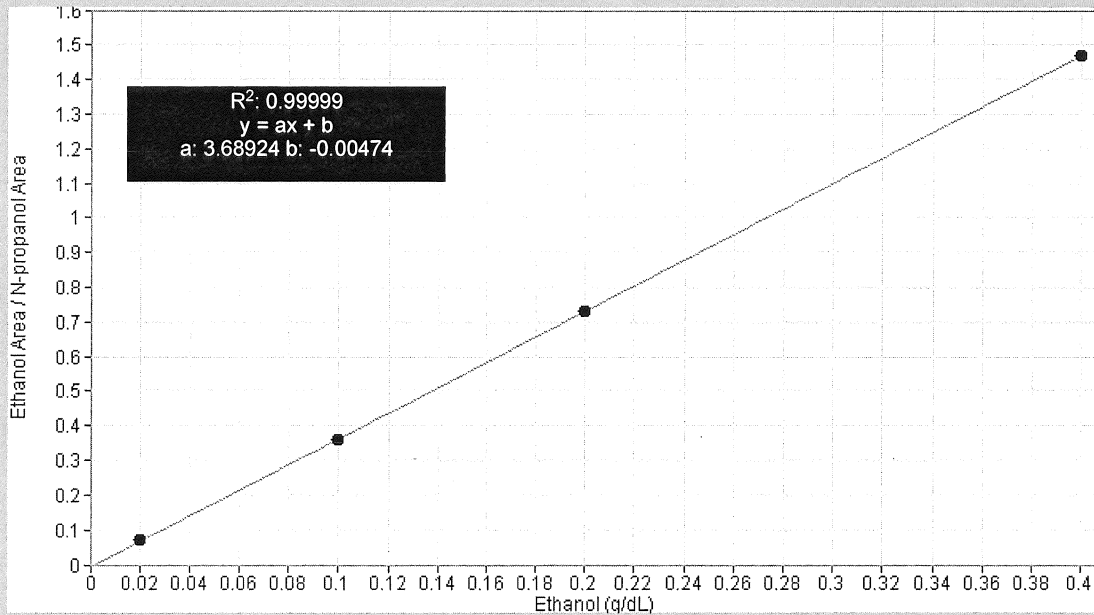
SEQUENCE NAME: 19Apr22

ANALYST: Brooke

Sample Name	Vial	Measured Value (g/dL)	Expected Value (g/dL)	Percent Difference	Absolute Difference (g/dL)
blank 032922AQ	5	negative	negative	-	-
0.400 11092018-A	7	0.402	0.400	0.50	0.002
0.040 14082019-B	8	0.041	0.040	2.50	0.001
0.199 4110320133/2	9	0.203	0.199	2.01	0.004
0.080 20012020-B	20	0.081	0.080	1.25	0.001
0.199 4110320133/2	31	0.205	0.199	3.02	0.006
0.080 20012020-B	42	0.079	0.080	1.25	-0.001
0.400 11092018-A	53	0.409	0.400	2.25	0.009
0.040 14082019-B	54	0.041	0.040	2.50	0.001
0.199 4110320133/2	55	0.204	0.199	2.51	0.005
blank 101921WB	56	negative	negative	-	-

Calibrator	Ethanol Area	N-propanol Area	Ratio
0.020	11.903	168.526	0.071
0.100	59.915	165.516	0.362
0.200	119.817	163.374	0.733
0.400	236.531	160.766	1.471

Calibration Line



Scottsdale Police Department Crime Lab Volatiles Analysis

Sample:	FN06141806	Vial:	1
Description:	0.020 calibrator	Sequence:	19Apr22
Method:	ethanol quant.M	Injection date:	4/19/2022 11:41:28 AM
Instrument:	US14173023 CN14160045	Analyst:	Brooke TB
Data file:	C:\Chem32\1\Data\19Apr22\1.D		

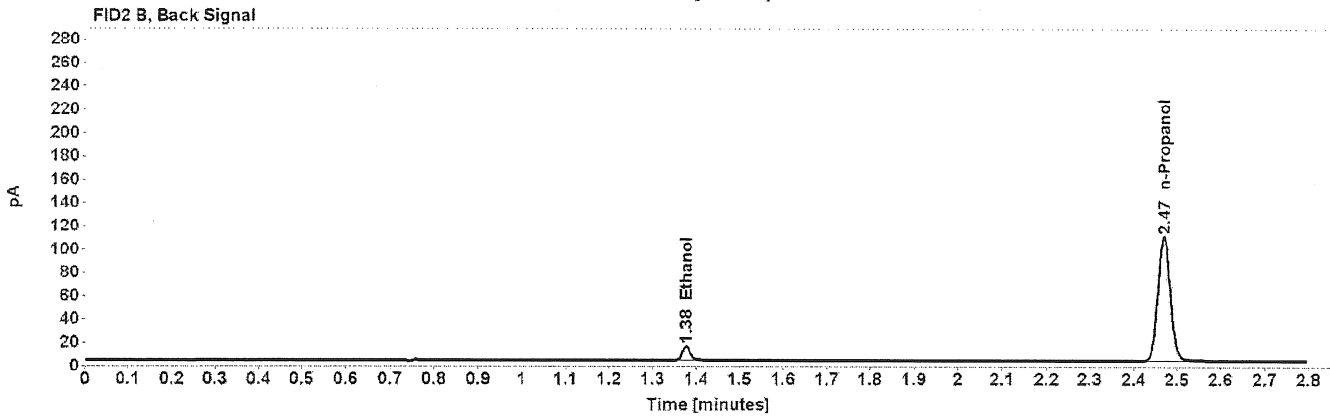
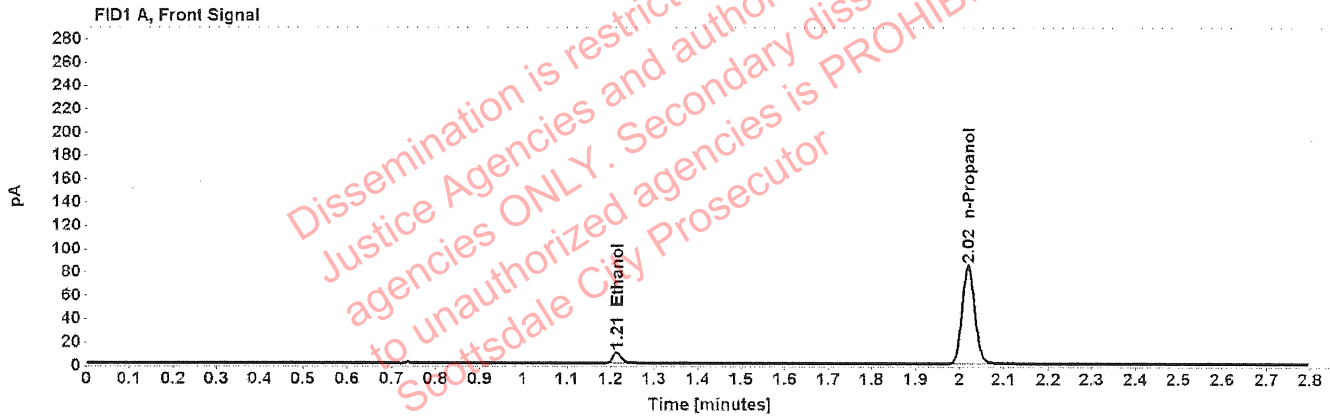


Table 1: FID 1 A (column DB-ALC1)

Compound	Time (min)	Peak Area
Ethanol	1.214	11.903
n-Propanol	2.019	168.526

Table 2: FID 2 B (column DB-ALC2)

Compound	Time (min)	Peak Area
Ethanol	1.376	15.204
n-Propanol	2.470	215.182

Scottsdale Police Department Crime Lab Volatiles Analysis

Sample:	FN05311902	Vial:	2
Description:	0.100 calibrator	Sequence:	19Apr22
Method:	ethanol quant.M	Injection date:	4/19/2022 11:45:27 AM
Instrument:	US14173023 CN14160045	Analyst:	Brooke TB
Data file:	C:\Chem32\1\Data\19Apr22\2.D		

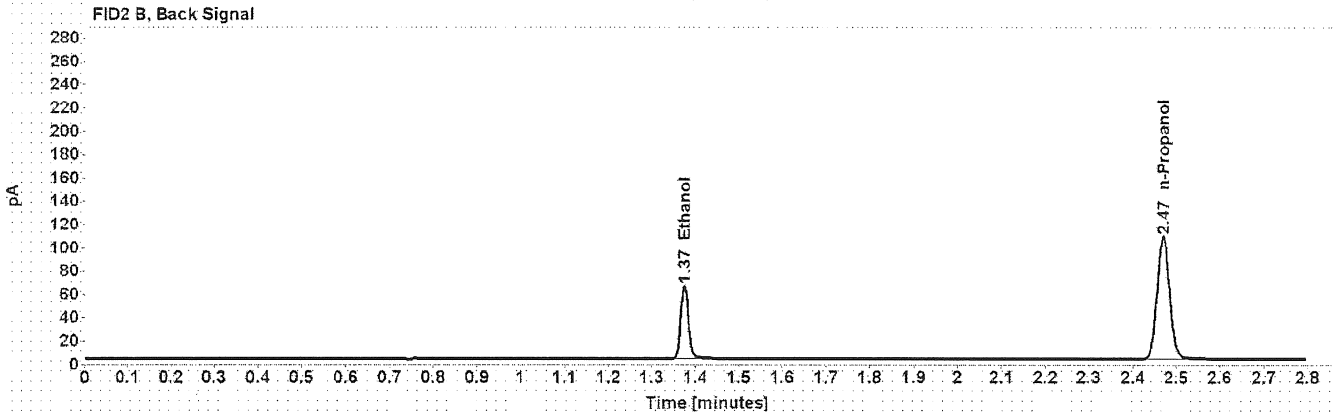
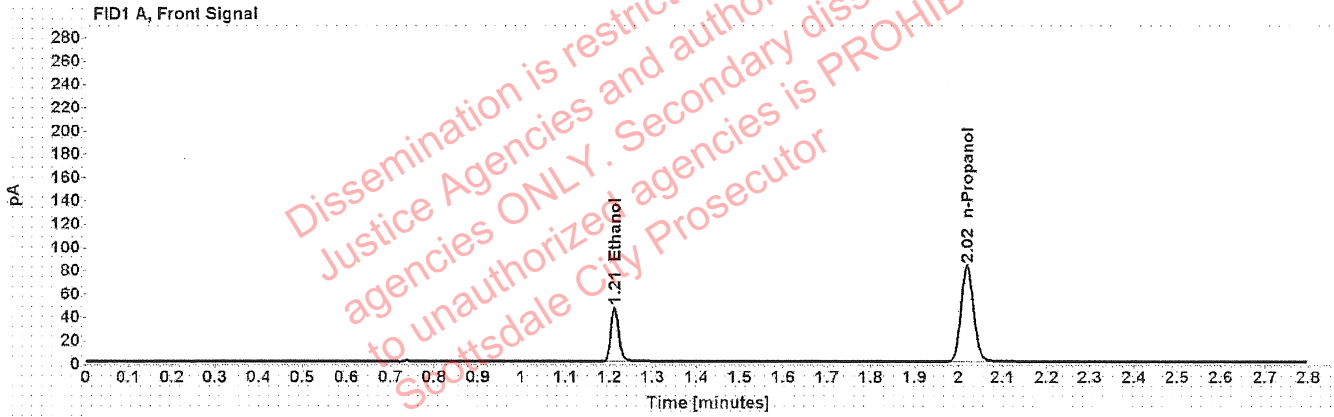


Table 1: FID 1 A (column DB-ALC1)

Compound	Time (min)	Peak Area
Ethanol	1.212	59.915
n-Propanol	2.019	165.516

Table 2: FID 2 B (column DB-ALC2)

Compound	Time (min)	Peak Area
Ethanol	1.375	76.505
n-Propanol	2.469	211.214

Scottsdale Police Department Crime Lab Volatiles Analysis

Sample: FN05101903	Vial: 3
Description: 0.200 calibrator	Sequence: 19Apr22
Method: ethanol quant.M	Injection date: 4/19/2022 11:49:28 AM
Instrument: US14173023 CN14160045	Analyst: Brooke 13
Data file: C:\Chem32\1\Data\19Apr22\3.D	

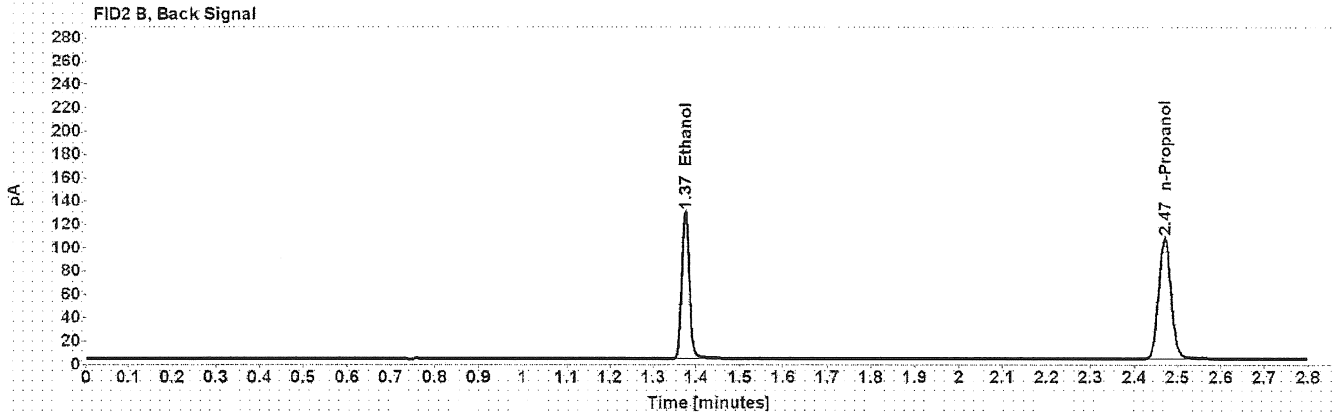
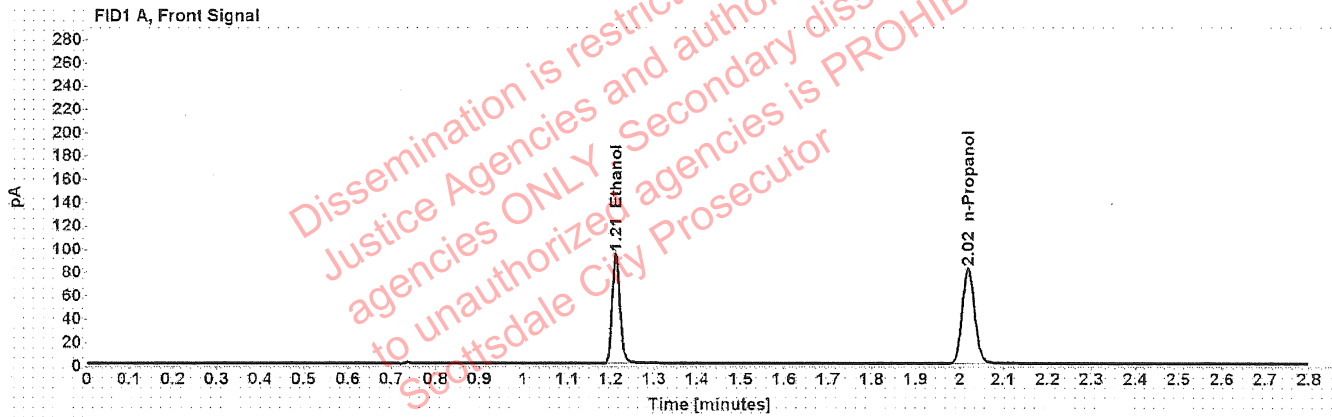


Table 1: FID 1 A (column DB-ALC1)

Compound	Time (min)	Peak Area
Ethanol	1.211	119.817
n-Propanol	2.019	163.374

Table 2: FID 2 B (column DB-ALC2)

Compound	Time (min)	Peak Area
Ethanol	1.375	153.345
n-Propanol	2.470	208.559

Scottsdale Police Department Crime Lab Volatiles Analysis

Sample: FN10051906	Vial: 4
Description: 0.400 calibrator	Sequence: 19Apr22
Method: ethanol quant.M	Injection date: 4/19/2022 11:53:28 AM
Instrument: US14173023 CN14160045	Analyst: Brooke PB
Data file: C:\Chem32\1\Data\19Apr22\4.D	

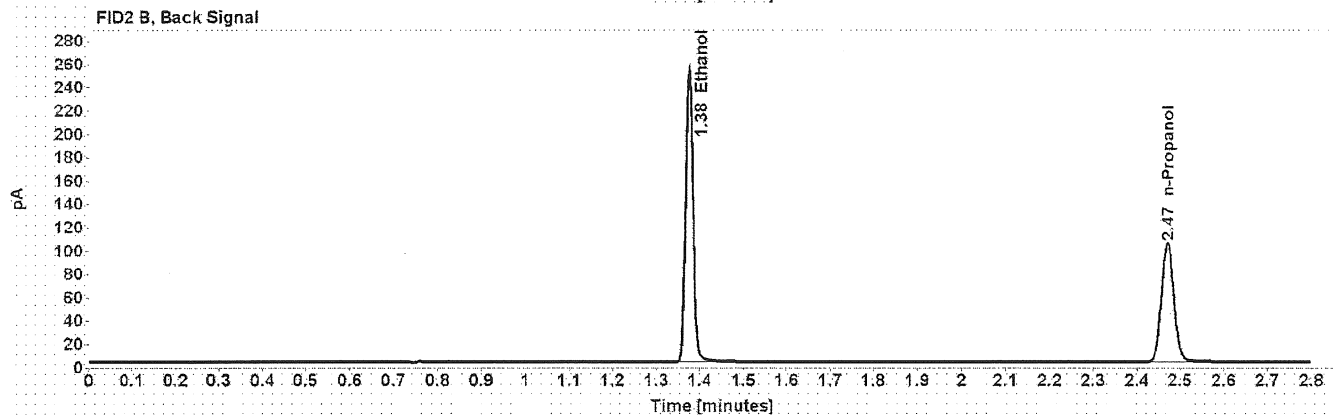
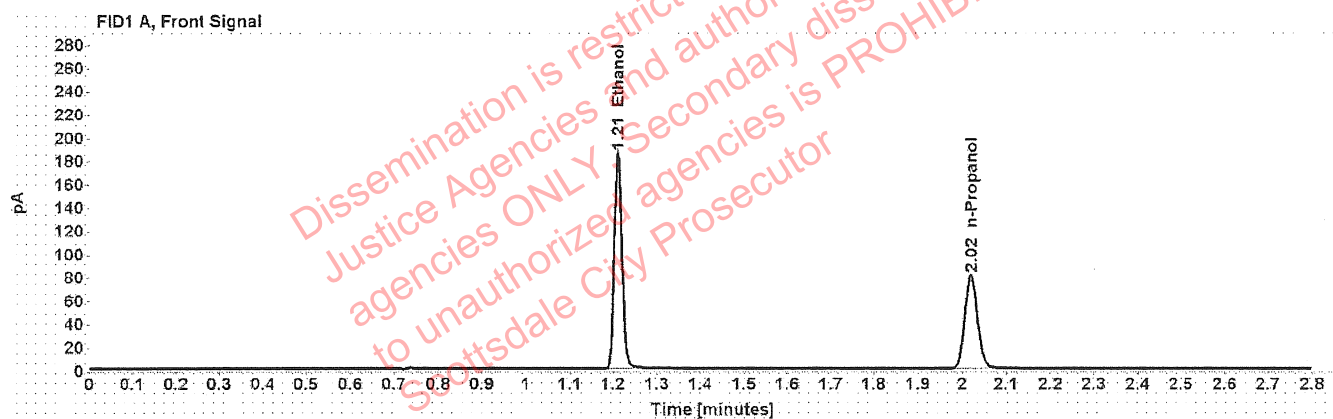


Table 1: FID 1 A (column DB-ALC1)

Compound	Time (min)	Peak Area
Ethanol	1.211	236.531
n-Propanol	2.020	160.766

Table 2: FID 2 B (column DB-ALC2)

Compound	Time (min)	Peak Area
Ethanol	1.375	303.228
n-Propanol	2.471	205.130

Scottsdale Police Department Crime Lab Volatiles Analysis

Sample:	032922AQ	Vial:	5
Description:	Negative	LIMS ID:	
Method:	ethanol quant.M	Sequence:	19Apr22
Instrument:	US14173023 CN14160045	Injection date:	4/19/2022 11:57:29 AM
Data file:	C:\Chem32\1\Data\19Apr22\5.D	Analyst:	Brooke <i>TB</i>

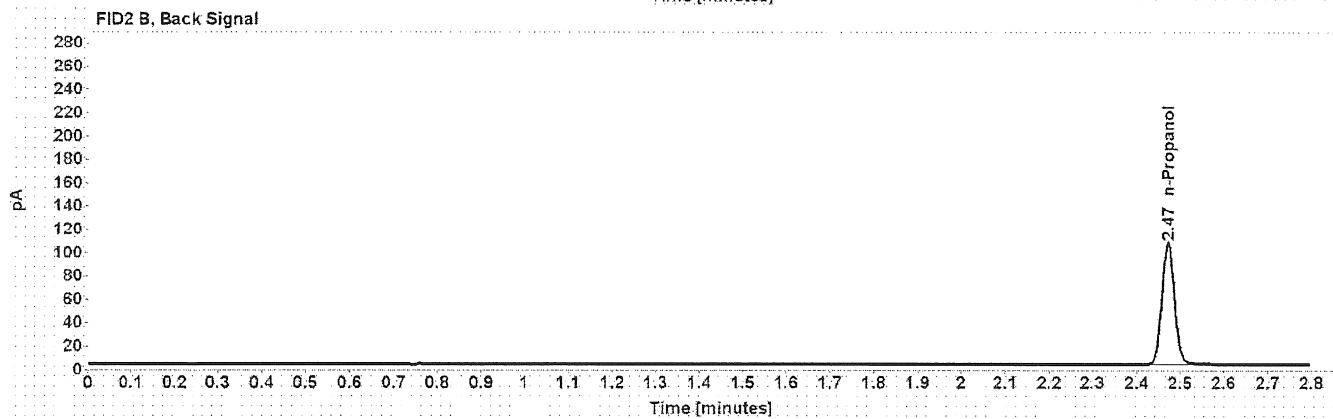
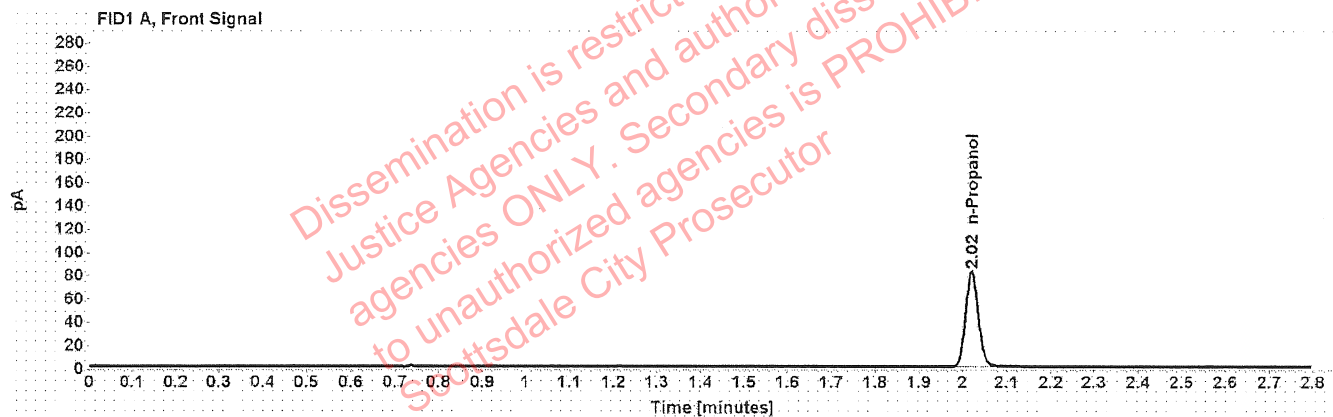


Table 1: FID 1 A (column DB-ALC1)

Compound	Amount (g/100mL)	Time (min)	Peak Area
n-Propanol	-----	2.020	164.401

Table 2: FID 2 B (column DB-ALC2)

Compound	Time (min)	Peak Area
n-Propanol	2.471	209.811

Scottsdale Police Department Crime Lab Volatiles Analysis

Sample: 050721MIX	Vial: 6
Description: Volatiles mix	LIMS ID:
Method: ethanol quant.M	Sequence: 19Apr22
Instrument: US14173023 CN14160045	Injection date: 4/19/2022 12:01:27 PM
Data file: C:\Chem32\1\Data\19Apr22\6.D	Analyst: Brooke <i>MB</i>

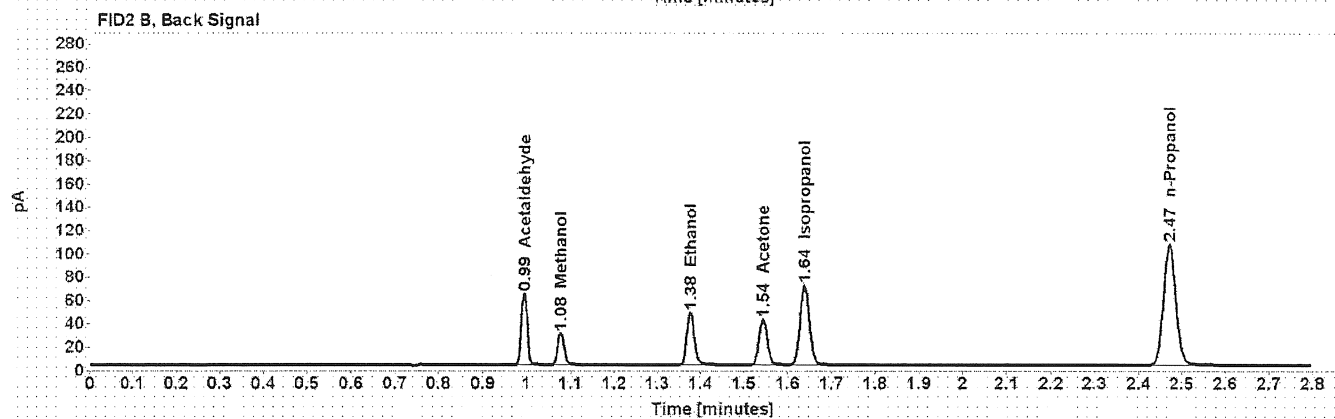
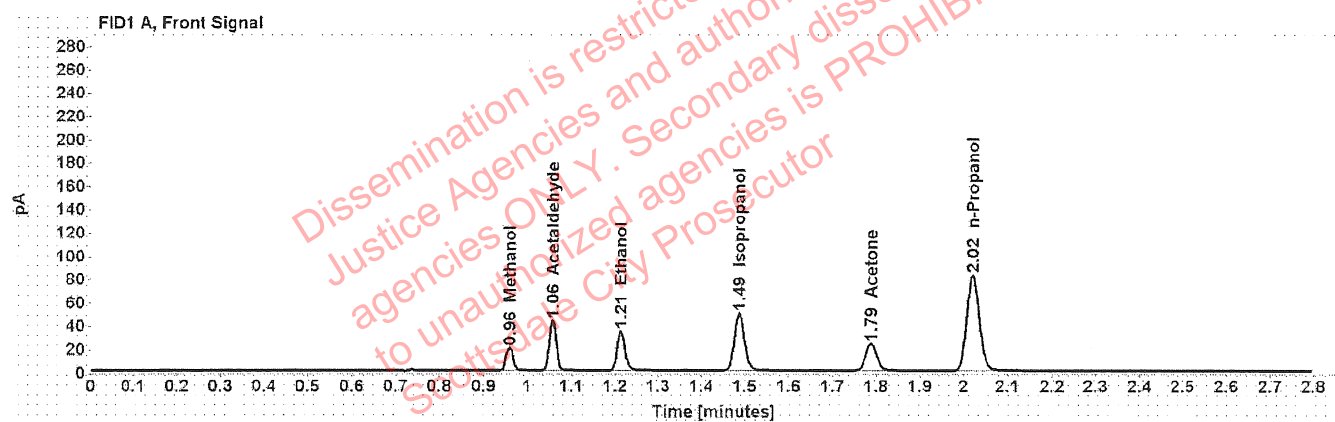


Table 1: FID 1 A (column DB-ALC1)

Compound	Amount (g/100mL)	Time (min)	Peak Area
Methanol	-----	0.959	22.092
Acetaldehyde	-----	1.057	47.047
>Ethanol	0.0730	1.213	43.345
Isopropanol	-----	1.487	78.891
Acetone	-----	1.788	40.325
n-Propanol	-----	2.020	163.751

Table 2: FID 2 B (column DB-ALC2)

Compound	Time (min)	Peak Area
Acetaldehyde	0.994	61.192
Methanol	1.078	28.901
Ethanol	1.377	55.316
Acetone	1.544	51.337
Isopropanol	1.639	102.194
n-Propanol	2.471	208.808

Scottsdale Police Department Crime Lab Volatiles Analysis

Sample: 11092018-A	Vial: 7
Description: 0.400	LIMS ID:
Method: ethanol quant.M	Sequence: 19Apr22
Instrument: US14173023 CN14160045	Injection date: 4/19/2022 12:05:43 PM
Data file: C:\Chem32\1\Data\19Apr22\7.D	Analyst: Brooke FB

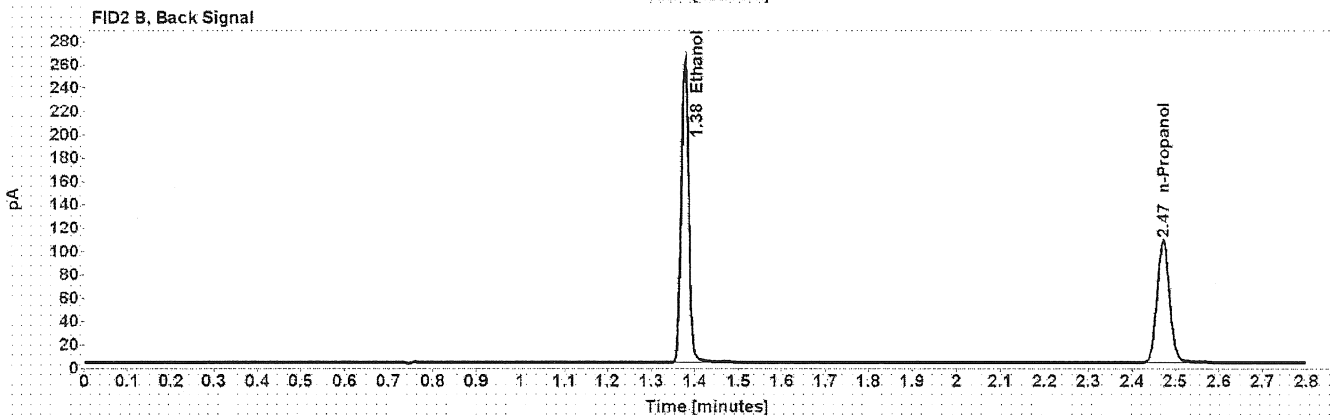
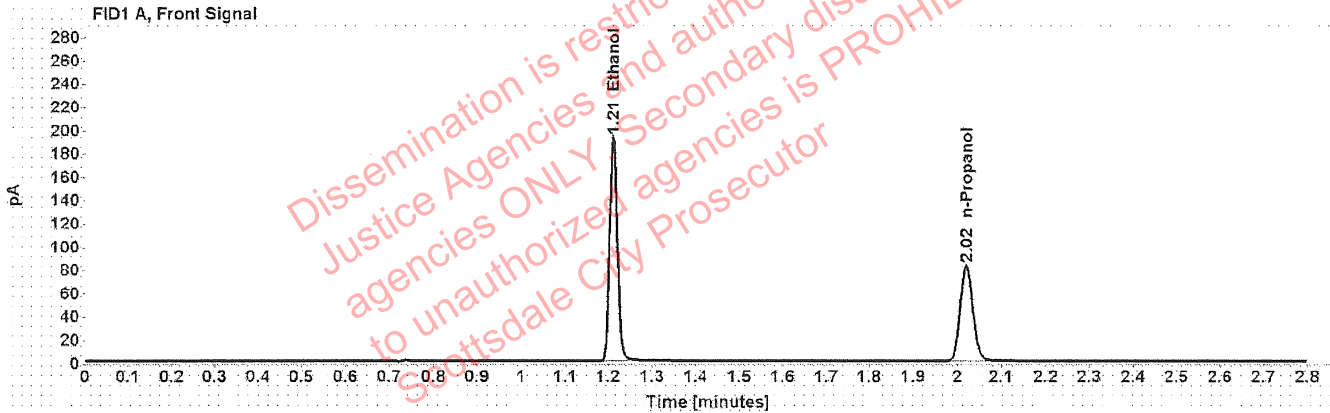


Table 1: FID 1 A (column DB-ALC1)

Compound	Amount (g/100mL)	Time (min)	Peak Area
>Ethanol	0.4024	1.212	244.420
n-Propanol	-----	2.020	165.177

Table 2: FID 2 B (column DB-ALC2)

Compound	Time (min)	Peak Area
Ethanol	1.376	313.082
n-Propanol	2.472	210.463

Scottsdale Police Department Crime Lab Volatiles Analysis

Sample: 14082019-B	Vial: 8
Description: 0.040	LIMS ID:
Method: ethanol quant.M	Sequence: 19Apr22
Instrument: US14173023 CN14160045	Injection date: 4/19/2022 12:09:43 PM
Data file: C:\Chem32\1\Data\19Apr22\8.D	Analyst: Brooke 193

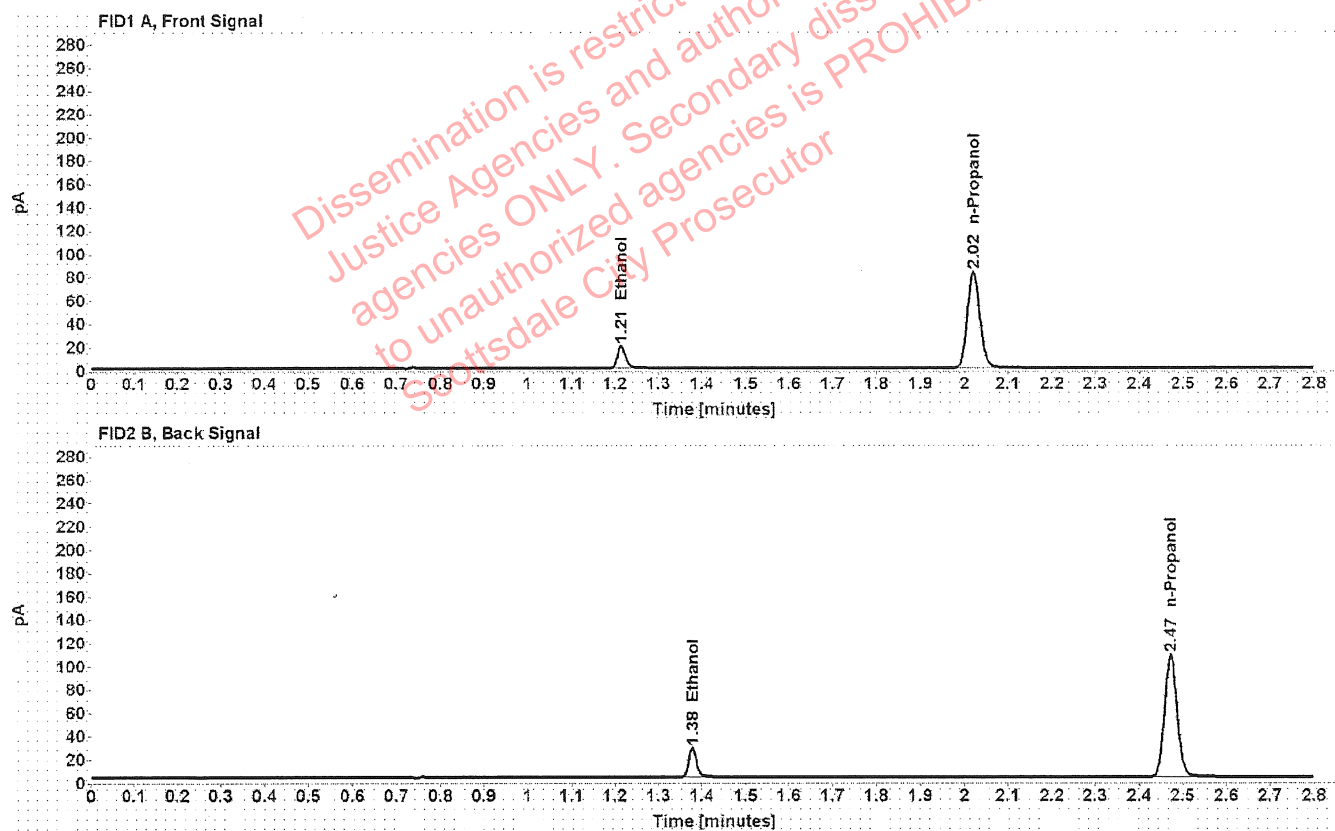


Table 1: FID 1 A (column DB-ALC1)

Compound	Amount (g/100mL)	Time (min)	Peak Area
>Ethanol	0.0415	1.214	24.483
n-Propanol	-----	2.021	165.163

Table 2: FID 2 B (column DB-ALC2)

Compound	Time (min)	Peak Area
Ethanol	1.378	31.228
n-Propanol	2.472	210.564

Scottsdale Police Department Crime Lab Volatiles Analysis

Sample:	4110320133/2	Vial:	9
Description:	0.199	LIMS ID:	
Method:	ethanol quant.M	Sequence:	19Apr22
Instrument:	US14173023 CN14160045	Injection date:	4/19/2022 12:13:43 PM
Data file:	C:\Chem32\1\Data\19Apr22\9.D	Analyst:	Brooke FB

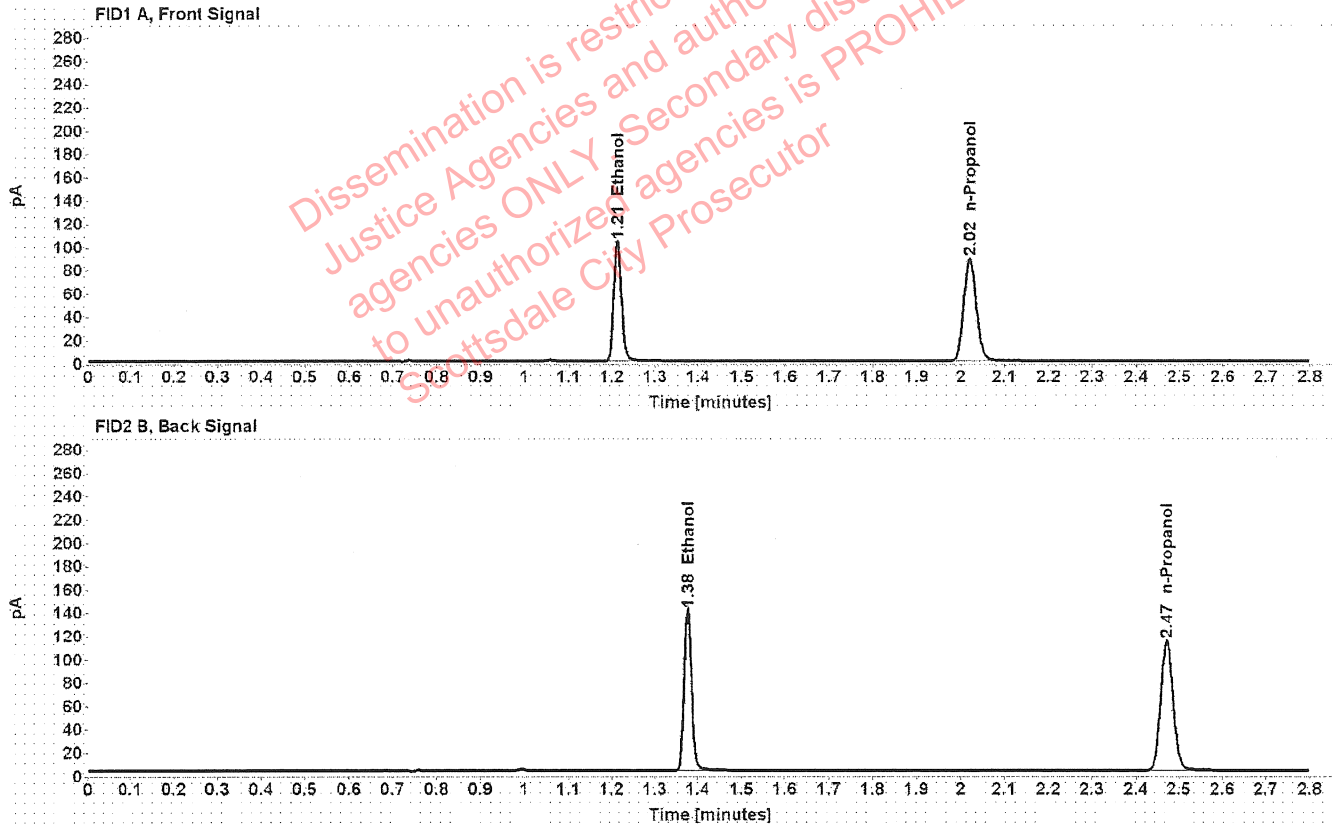


Table 1: FID 1 A (column DB-ALC1)

Compound	Amount (g/100mL)	Time (min)	Peak Area
>Ethanol	0.2035	1.212	130.951
n-Propanol	-----	2.020	175.506

Table 2: FID 2 B (column DB-ALC2)

Compound	Time (min)	Peak Area
Ethanol	1.377	167.964
n-Propanol	2.472	224.069

Scottsdale Police Department Crime Lab Volatiles Analysis

Sample: 20012020-B	Vial: 20
Description: 0.080	LIMS ID:
Method: ethanol quant.M	Sequence: 19Apr22
Instrument: US14173023 CN14160045	Injection date: 4/19/2022 12:58:14 PM
Data file: C:\Chem32\1\Data\19Apr22\20.D	Analyst: Brooke <i>RB</i>

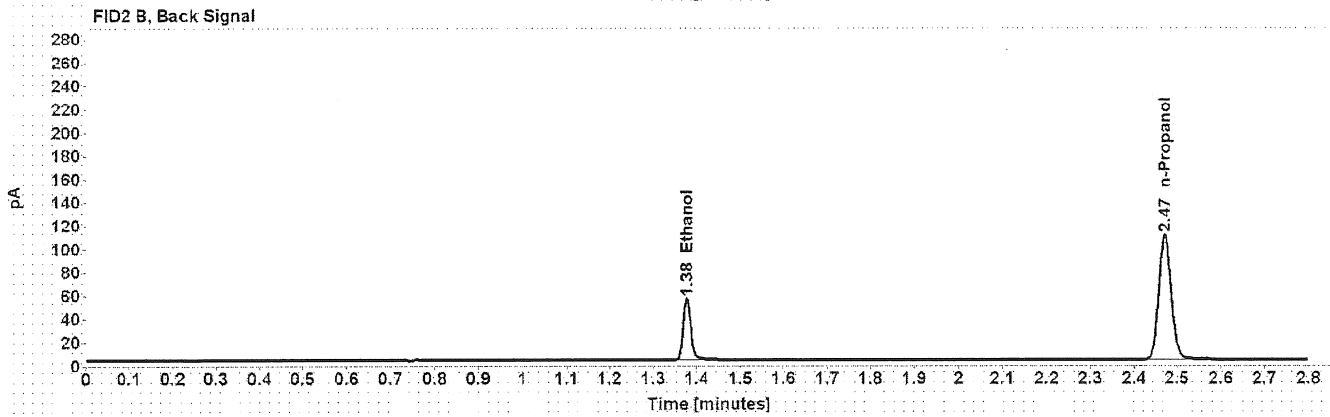
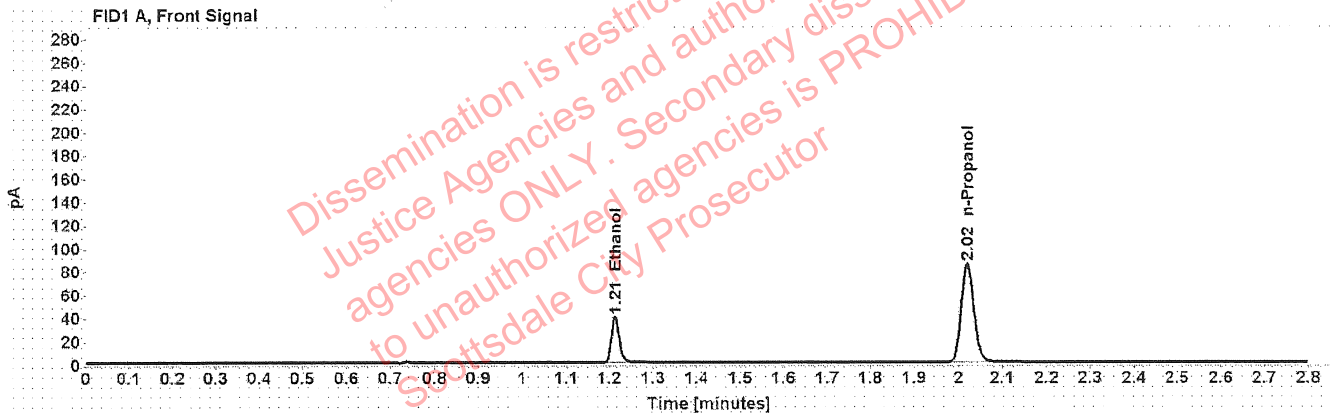


Table 1: FID 1 A (column DB-ALC1)

Compound	Amount (g/100mL)	Time (min)	Peak Area
>Ethanol	0.0819	1.213	50.449
n-Propanol	-----	2.020	169.528

Table 2: FID 2 B (column DB-ALC2)

Compound	Time (min)	Peak Area
Ethanol	1.377	64.586
n-Propanol	2.472	216.451

Scottsdale Police Department Crime Lab Volatiles Analysis

Sample: 4110320133/2	Vial: 31
Description: 0.199	LIMS ID:
Method: ethanol quant.M	Sequence: 19Apr22
Instrument: US14173023 CN14160045	Injection date: 4/19/2022 1:42:43 PM
Data file: C:\Chem32\1\Data\19Apr22\31.D	Analyst: Brooke <i>BB</i>

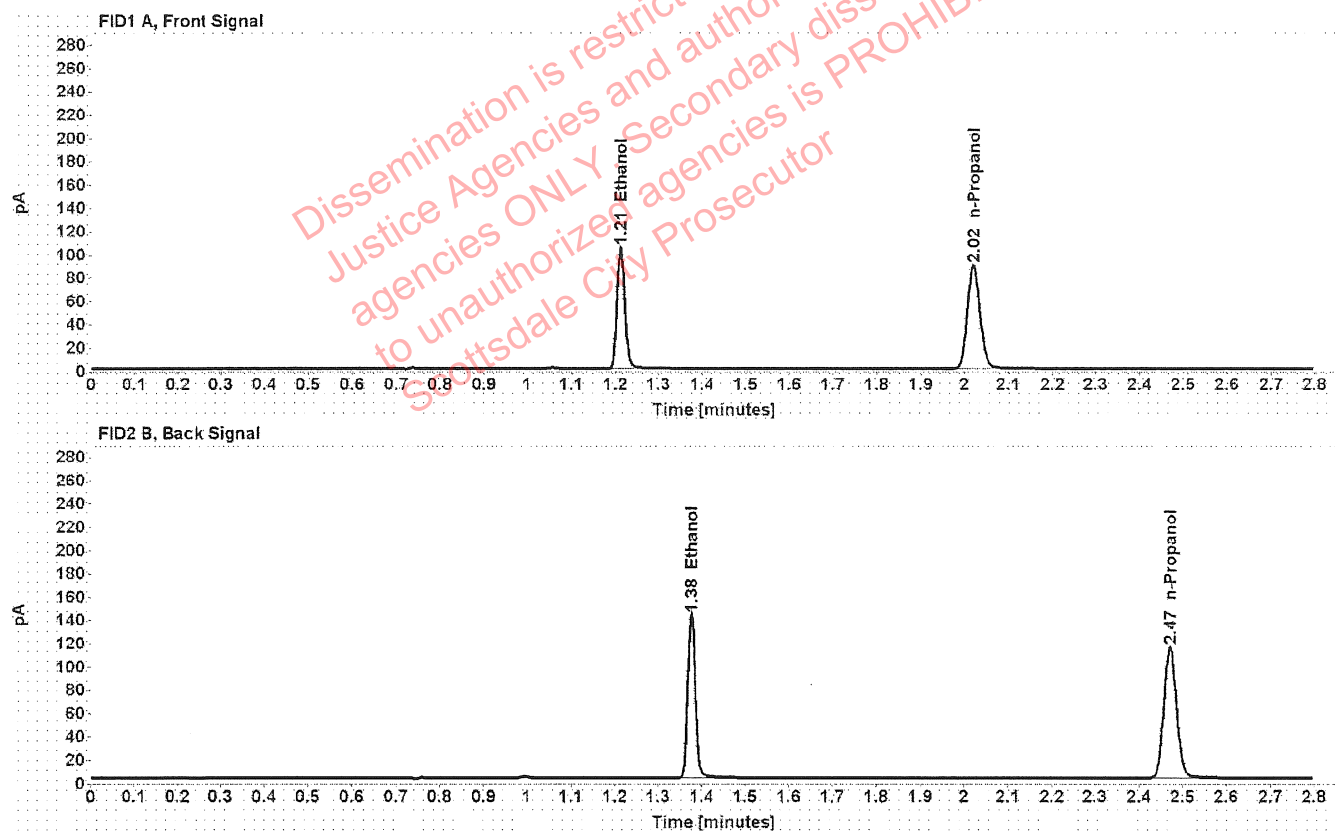


Table 1: FID 1 A (column DB-ALC1)

Compound	Amount (g/100mL)	Time (min)	Peak Area
>Ethanol	0.2051	1.212	133.733
n-Propanol	-----	2.020	177.821

Table 2: FID 2 B (column DB-ALC2)

Compound	Time (min)	Peak Area
Ethanol	1.376	171.255
n-Propanol	2.471	226.702

Scottsdale Police Department Crime Lab Volatiles Analysis

Sample:	20012020-B	Vial:	42
Description:	0.080	LIMS ID:	
Method:	ethanol quant.M	Sequence:	19Apr22
Instrument:	US14173023 CN14160045	Injection date:	4/19/2022 2:26:59 PM
Data file:	C:\Chem32\1\Data\19Apr22\42.D	Analyst:	Brooke 199

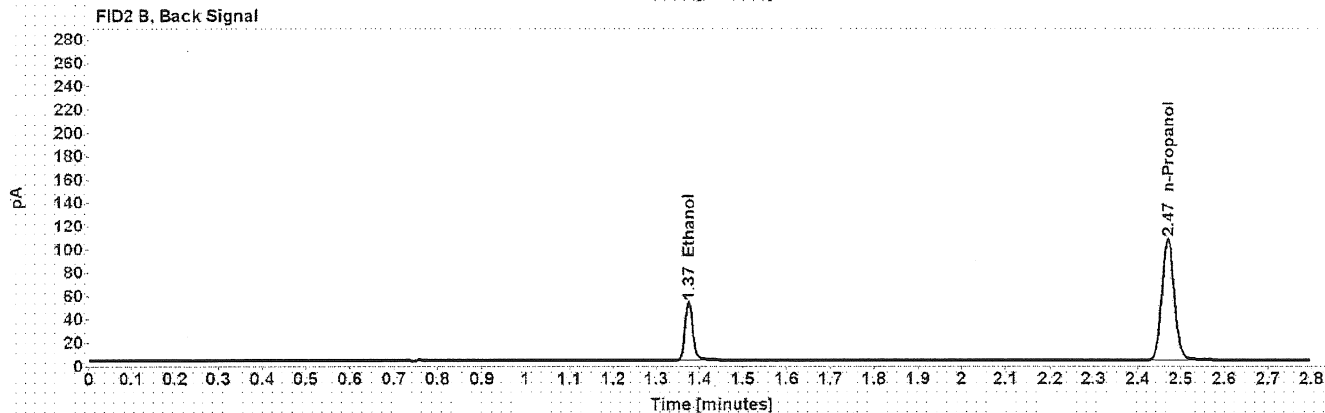
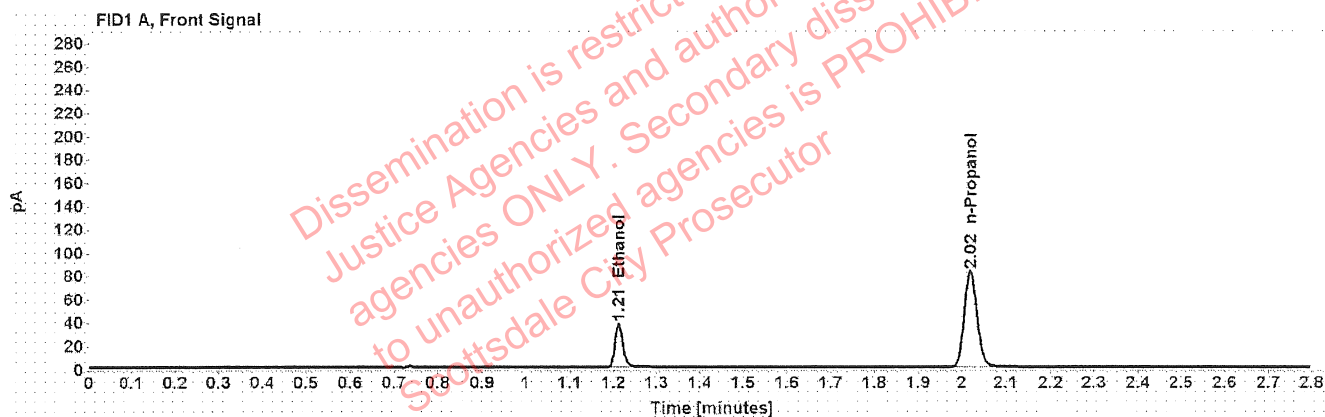


Table 1: FID 1 A (column DB-ALC1)

Compound	Amount (g/100mL)	Time (min)	Peak Area
>Ethanol	0.0798	1.212	47.806
n-Propanol	-----	2.019	165.003

Table 2: FID 2 B (column DB-ALC2)

Compound	Time (min)	Peak Area
Ethanol	1.375	61.213
n-Propanol	2.470	210.537

Scottsdale Police Department Crime Lab Volatiles Analysis

Sample:	11092018-A	Vial:	53
Description:	0.400	LIMS ID:	
Method:	ethanol quant.M	Sequence:	19Apr22
Instrument:	US14173023 CN14160045	Injection date:	4/19/2022 3:11:28 PM
Data file:	C:\Chem32\1\Data\19Apr22\53.D	Analyst:	Brooke 108

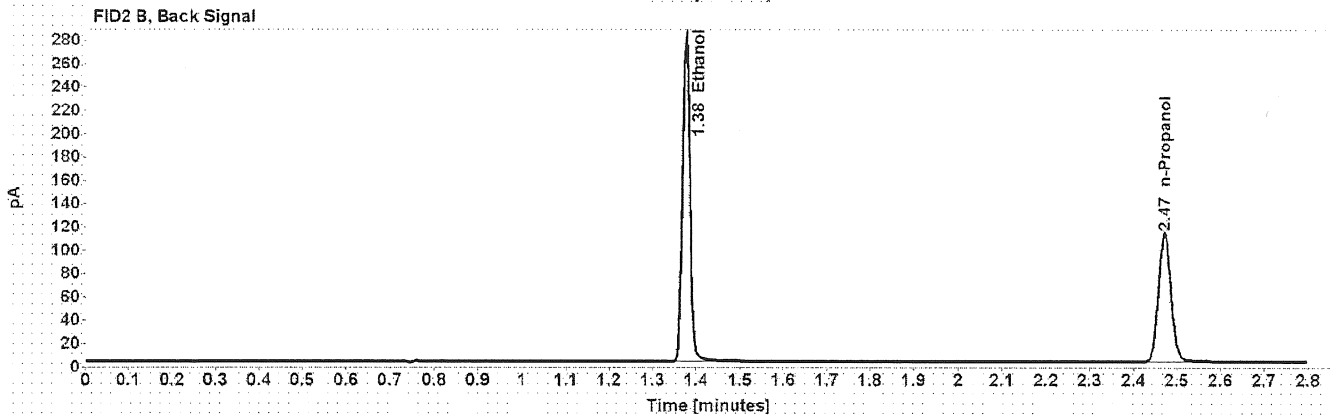
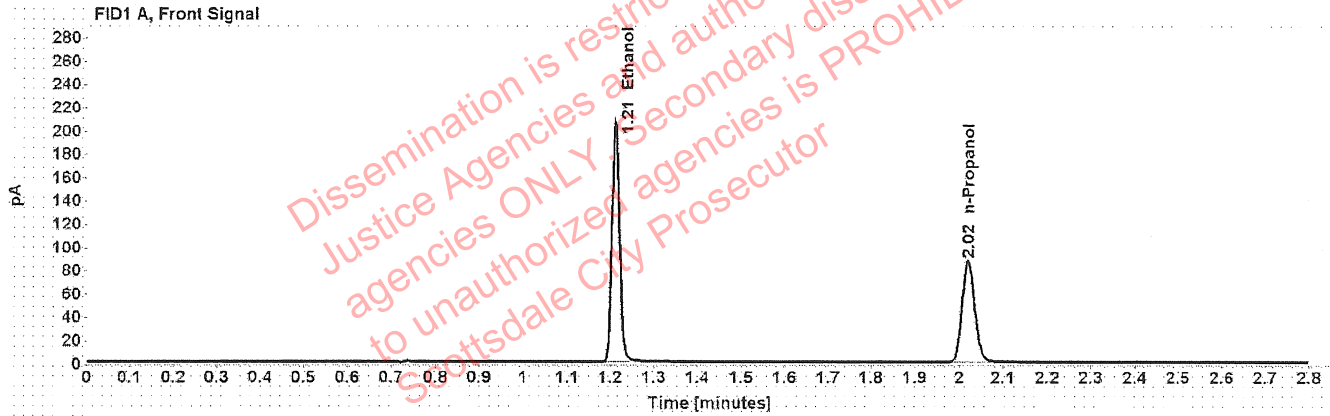


Table 1: FID 1 A (column DB-ALC1)

Compound	Amount (g/100mL)	Time (min)	Peak Area
>Ethanol	0.4097	1.212	262.903
n-Propanol	-----	2.020	174.487

Table 2: FID 2 B (column DB-ALC2)

Compound	Time (min)	Peak Area
Ethanol	1.376	337.327
n-Propanol	2.472	222.543

Scottsdale Police Department Crime Lab Volatiles Analysis

Sample: 14082019-B	Vial: 54
Description: 0.040	LIMS ID:
Method: ethanol quant.M	Sequence: 19Apr22
Instrument: US14173023 CN14160045	Injection date: 4/19/2022 3:15:31 PM
Data file: C:\Chem32\1\Data\19Apr22\54.D	Analyst: Brooke RB

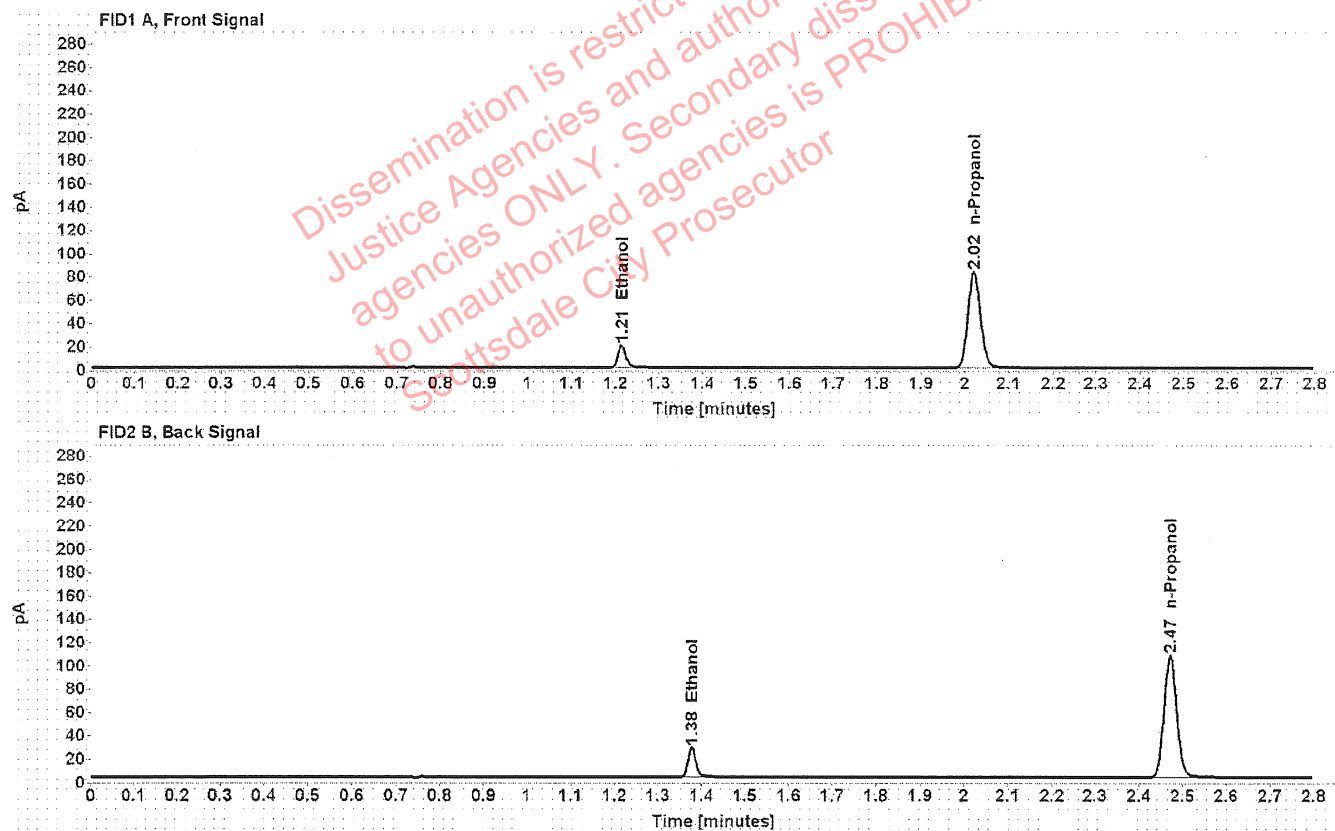


Table 1: FID 1 A (column DB-ALC1)

Compound	Amount (g/100mL)	Time (min)	Peak Area
>Ethanol	0.0412	1.214	24.308
n-Propanol	-----	2.020	165.072

Table 2: FID 2 B (column DB-ALC2)

Compound	Time (min)	Peak Area
Ethanol	1.378	31.135
n-Propanol	2.472	210.428

Scottsdale Police Department Crime Lab Volatiles Analysis

Sample: 0.199 4110320133/2	Vial: 55
Description: 0.199	LIMS ID:
Method: ethanol quant.M	Sequence: 19Apr22
Instrument: US14173023 CN14160045	Injection date: 4/19/2022 3:19:43 PM
Data file: C:\Chem32\1\Data\19Apr22\55.D	Analyst: Brooke RR

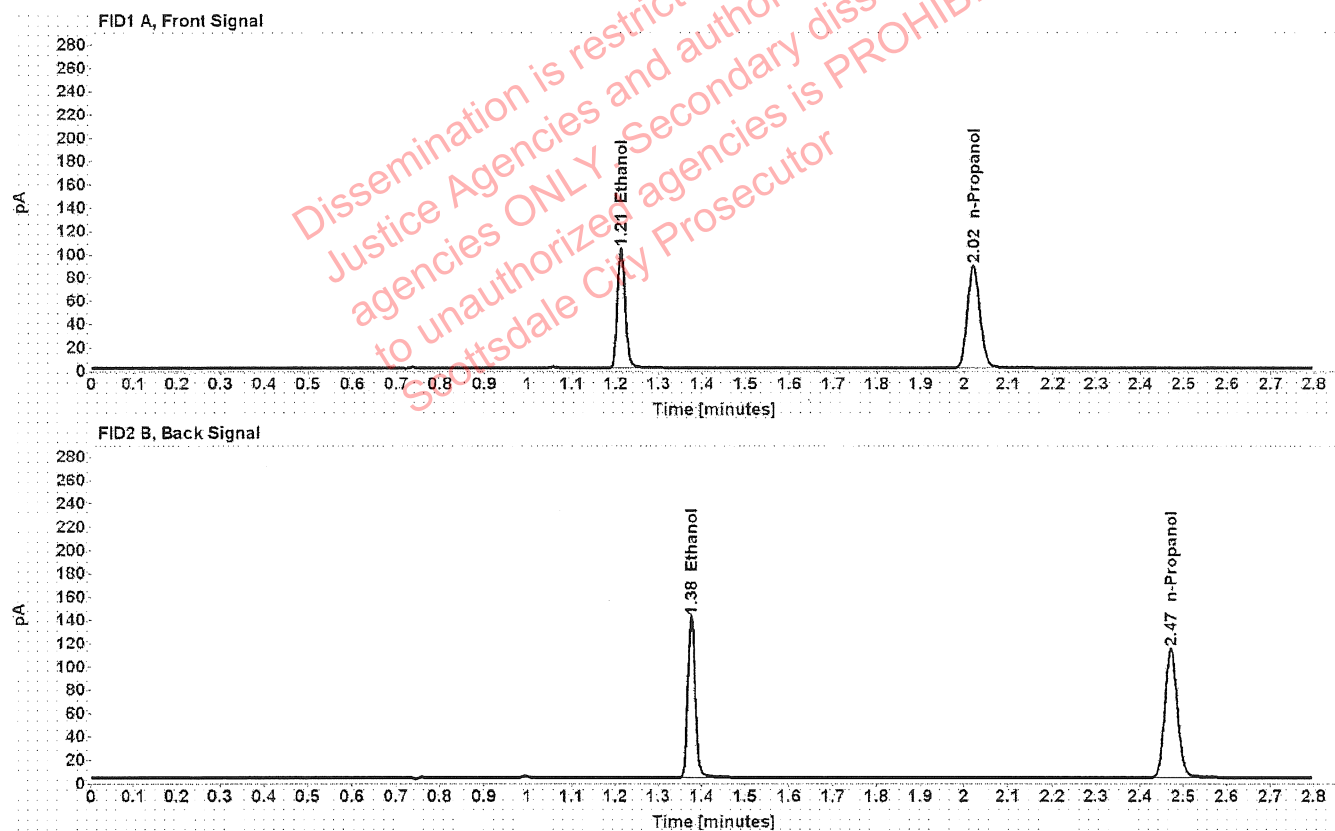


Table 1: FID 1 A (column DB-ALC1)

Compound	Amount (g/100mL)	Time (min)	Peak Area
>Ethanol	0.2041	1.212	131.476
n-Propanol	-----	2.020	175.678

Table 2: FID 2 B (column DB-ALC2)

Compound	Time (min)	Peak Area
Ethanol	1.377	168.228
n-Propanol	2.472	223.876

Scottsdale Police Department Crime Lab Volatiles Analysis

Sample: 101921WB	Vial: 56
Description: Negative	LIMS ID:
Method: ethanol quant.M	Sequence: 19Apr22
Instrument: US14173023 CN14160045	Injection date: 4/19/2022 3:23:43 PM
Data file: C:\Chem32\1\Data\19Apr22\56.D	Analyst: Brooke ¹⁹³

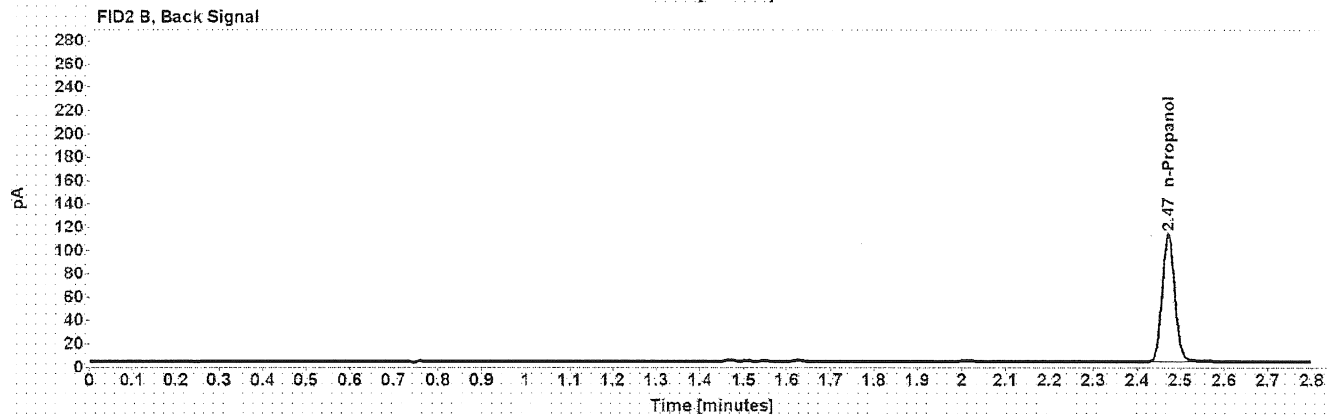
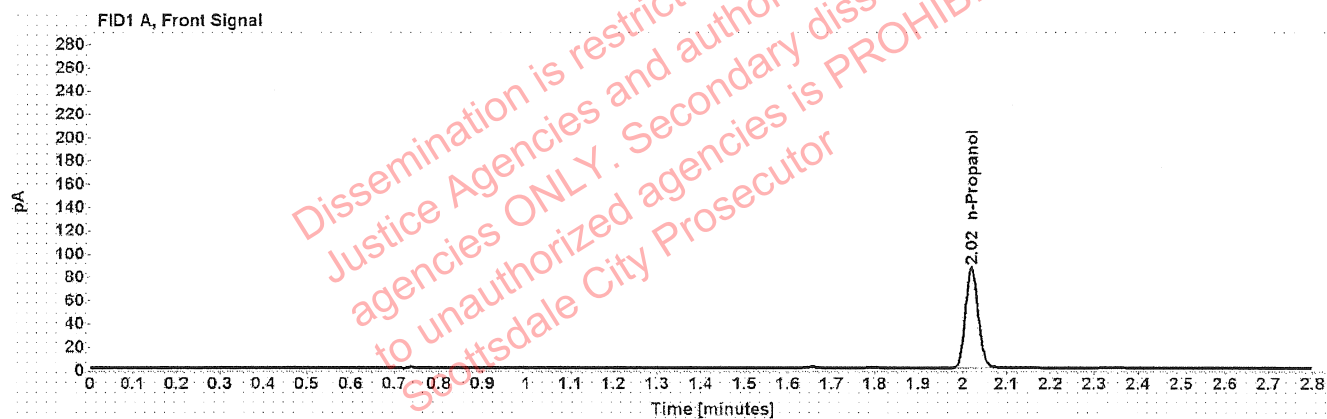


Table 1: FID 1 A (column DB-ALC1)

Compound	Amount (g/100mL)	Time (min)	Peak Area
n-Propanol	-----	2.021	172.548

Table 2: FID 2 B (column DB-ALC2)

Compound	Time (min)	Peak Area
n-Propanol	2.472	220.907

Sequence Summary

Sequence name: 19Apr22 Instrument: US14173023 CN14160045 Analyst: Brooke

RB

Vial	Sample	Description	Type	LIMS ID	Method
1	FN06141806	0.020 calibrator	Calibration		ethanol quant.M
2	FN05311902	0.100 calibrator	Calibration		ethanol quant.M
3	FN05101903	0.200 calibrator	Calibration		ethanol quant.M
4	FN10051906	0.400 calibrator	Calibration		ethanol quant.M
5	032922AQ	Negative	Control		ethanol quant.M
6	050721MIX	Volatiles mix	Control		ethanol quant.M
7	11092018-A	0.400	Control		ethanol quant.M
8	14082019-B	0.040	Control		ethanol quant.M
9	4110320133/2	0.199	Control		ethanol quant.M
10	32701WT		Sample		ethanol quant.M
11	32701WT		Sample		ethanol quant.M
12	38201NS		Sample		ethanol quant.M
13	38201NS		Sample		ethanol quant.M
14	40101HW		Sample		ethanol quant.M
15	40101HW		Sample		ethanol quant.M
16	040501EG		Sample		ethanol quant.M
17	040501EG		Sample		ethanol quant.M
18	4081JS		Sample		ethanol quant.M
19	4081JS		Sample		ethanol quant.M
20	20012020-B	0.080	Control		ethanol quant.M
21	40601PH		Sample		ethanol quant.M
22	40601PH		Sample		ethanol quant.M
23	32701VC		Sample		ethanol quant.M
24	32701VC		Sample		ethanol quant.M
25	4011LC		Sample		ethanol quant.M
26	4011LC		Sample		ethanol quant.M
27	40001MH		Sample		ethanol quant.M
28	40001MH		Sample		ethanol quant.M
29	37101AM		Sample		ethanol quant.M
30	37101AM		Sample		ethanol quant.M
31	4110320133/2	0.199	Control		ethanol quant.M
32	40401JV		Sample		ethanol quant.M
33	40401JV		Sample		ethanol quant.M
34	40801SL		Sample		ethanol quant.M
35	40801SL		Sample		ethanol quant.M
36	1417867		Sample		ethanol quant.M
37	1417867		Sample		ethanol quant.M
38	1417996		Sample		ethanol quant.M
39	1417996		Sample		ethanol quant.M
40	1417932		Sample		ethanol quant.M
41	1417932		Sample		ethanol quant.M
42	20012020-B	0.080	Control		ethanol quant.M
43	1417923		Sample		ethanol quant.M
44	1417923		Sample		ethanol quant.M
45	1411963		Sample		ethanol quant.M
46	1411963		Sample		ethanol quant.M
47	1418009		Sample		ethanol quant.M

Dissemination is restricted to Criminal Justice Agencies and authorized agencies ONLY. Secondary dissemination to unauthorized agencies is PROHIBITED. Scottsdale City Prosecutor

Sequence Summary

FB

48	1418009		Sample		ethanol quant.M
49	1418336		Sample		ethanol quant.M
50	1418336		Sample		ethanol quant.M
51	1397421		Sample		ethanol quant.M
52	1397421		Sample		ethanol quant.M
53	11092018-A	0.400	Control		ethanol quant.M
54	14082019-B	0.040	Control		ethanol quant.M
55	0.199 4110320133/2	0.199	Control		ethanol quant.M
56	101921WB	Negative	Control		ethanol quant.M

Dissemination is restricted to Criminal
 Justice Agencies and authorized NON-C.J.
 agencies ONLY. Secondary dissemination
 to unauthorized agencies is PROHIBITED.
 Scottsdale City Prosecutor

Scottsdale Police Department Crime Laboratory Summary of Cases

PB

SEQUENCE NAME: 19Apr22

ANALYST: Brooke

Vials	Test 1 (g/dL)	Test 2 (g/dL)	Mean (g/dL)	Percent Difference*	Absolute Difference (g/dL)*
10 11	0.2049	0.2048	0.20485	0.02	0.00005
12 13	0.0000	0.0000	0.00000	0.00	0.00000
14 15	0.1660	0.1673	0.16665	0.39	0.00065
16 17	0.1523	0.1520	0.15215	0.10	0.00015
18 19	0.2636	0.2640	0.26380	0.08	0.00020
21 22	0.0787	0.0792	0.07895	0.32	0.00025
23 24	0.1352	0.1375	0.13635	0.84	0.00115
25 26	0.0000	0.0000	0.00000	0.00	0.00000
27 28	0.1886	0.1885	0.18855	0.03	0.00005
29 30	0.2851	0.2847	0.28490	0.07	0.00020
32 33	0.1280	0.1275	0.12775	0.20	0.00025
34 35	0.0341	0.0339	0.03400	0.29	0.00010
36 37	0.1066	0.1060	0.10630	0.28	0.00030
38 39	0.2688	0.2683	0.26855	0.09	0.00025
40 41	0.1215	0.1215	0.12150	0.00	0.00000
43 44	0.1232	0.1226	0.12290	0.24	0.00030
45 46	0.2428	0.2424	0.24260	0.08	0.00020
47 48	0.1514	0.1520	0.15170	0.20	0.00030
49 50	0.2101	0.2128	0.21145	0.64	0.00135
51 52	0.1024	0.1016	0.10200	0.39	0.00040

*Calculated differences are differences from the mean of the two results.

Scottsdale Police Department Crime Lab Volatiles Analysis

Sample:	32701WT	Vial:	10
Description:		LIMS ID:	
Method:	ethanol quant.M	Sequence:	19Apr22
Instrument:	US14173023 CN14160045	Injection date:	4/19/2022 12:17:45 PM
Data file:	C:\Chem32\1\Data\19Apr22\10.D	Analyst:	Brooke

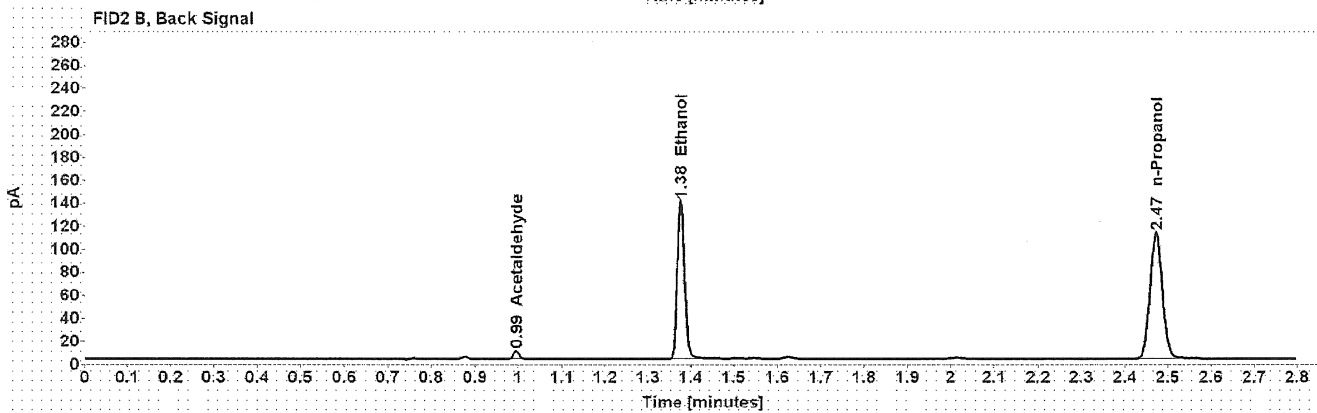
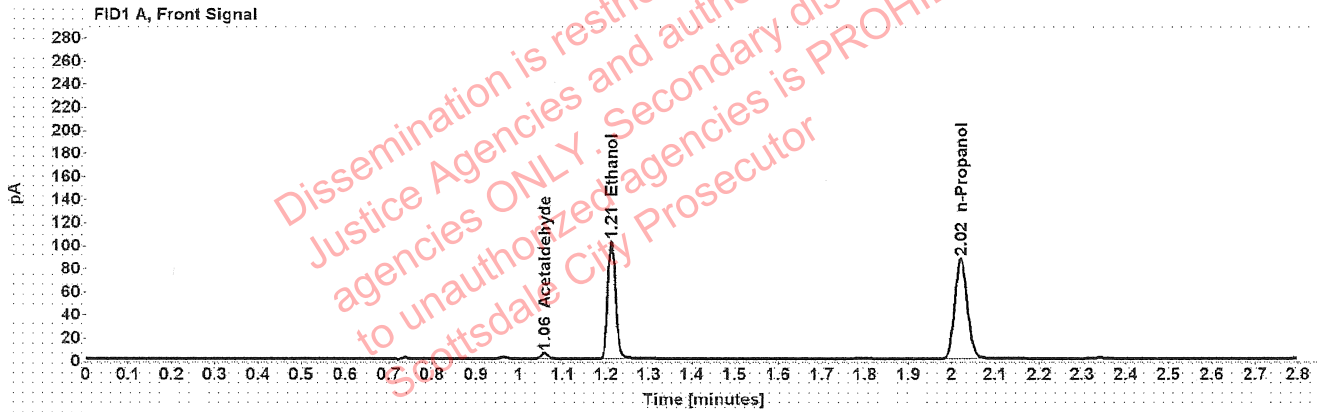


Table 1: FID 1 A (column DB-ALC1)

Compound	Amount (g/100mL)	Time (min)	Peak Area
Acetaldehyde	-----	1.058	5.119
>Ethanol	0.2049	1.213	129.945
n-Propanol	-----	2.021	172.969

Table 2: FID 2 B (column DB-ALC2)

Compound	Time (min)	Peak Area
Acetaldehyde	0.995	6.686
Ethanol	1.377	166.024
n-Propanol	2.472	221.752

[REDACTED] : Brooke, Phillip - (20-Apr-2022)

Case: [REDACTED] User: pbrooke 4/20/2022

Scottsdale Police Department Crime Lab Volatiles Analysis

Sample:	32701WT	Vial:	11
Description:	[REDACTED]	LIMS ID:	[REDACTED]
Method:	ethanol quant.M	Sequence:	19Apr22
Instrument:	US14173023 CN14160045	Injection date:	4/19/2022 12:21:43 PM
Data file:	C:\Chem32\1\Data\19Apr22\11.D	Analyst:	Brooke

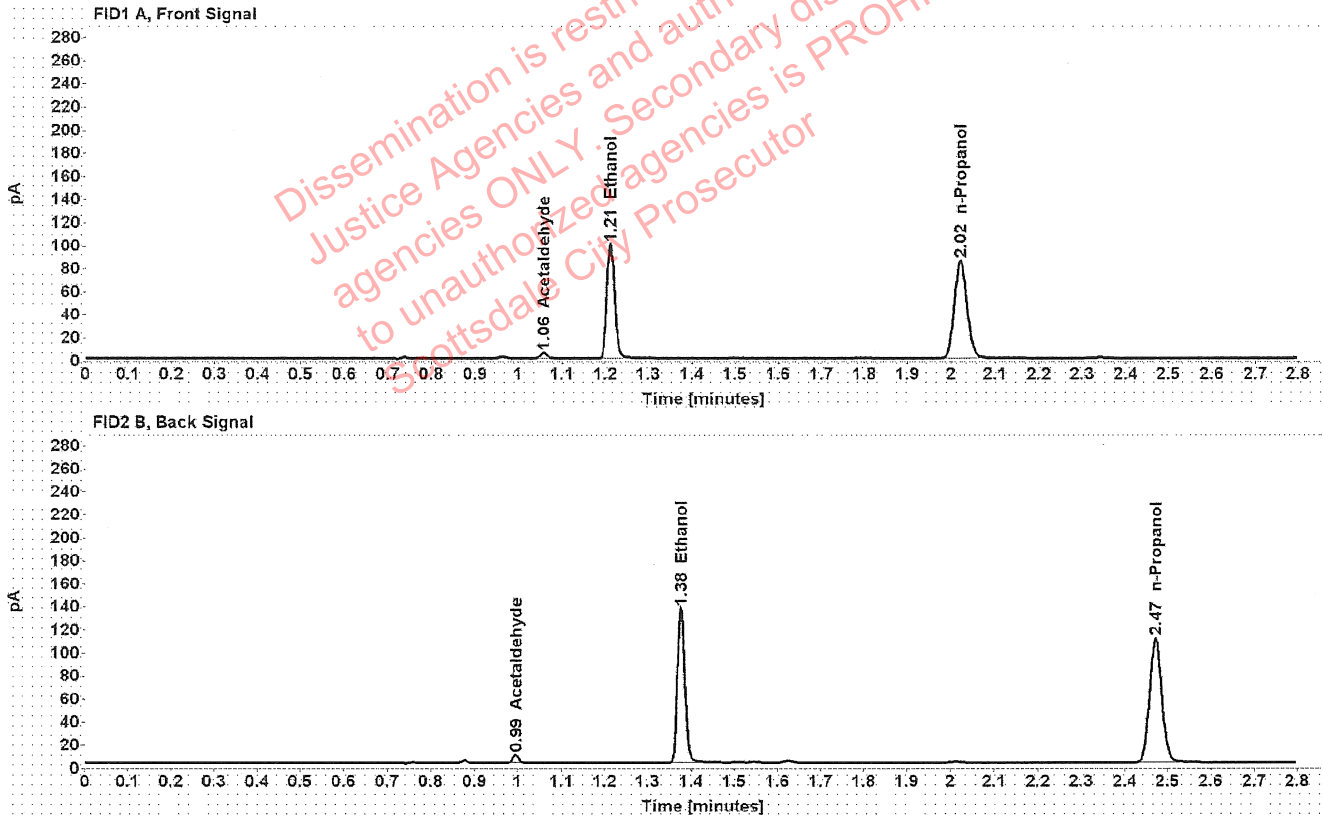


Table 1: FID 1 A (column DB-ALC1)

Compound	Amount (g/100mL)	Time (min)	Peak Area
Acetaldehyde	-----	1.058	5.151
>Ethanol	0.2048	1.213	127.289
n-Propanol	-----	2.021	169.535

Table 2: FID 2 B (column DB-ALC2)

Compound	Time (min)	Peak Area
Acetaldehyde	0.995	6.747
Ethanol	1.377	162.479
n-Propanol	2.472	217.244

Scottsdale Police Department Crime Lab Volatiles Analysis

Sample:	38201NS	Vial:	12
Description:	[REDACTED]	LIMS ID:	[REDACTED]
Method:	ethanol quant.M	Sequence:	19Apr22
Instrument:	US14173023 CN14160045	Injection date:	4/19/2022 12:25:43 PM
Data file:	C:\Chem32\1\Data\19Apr22\12.D	Analyst:	Brooke

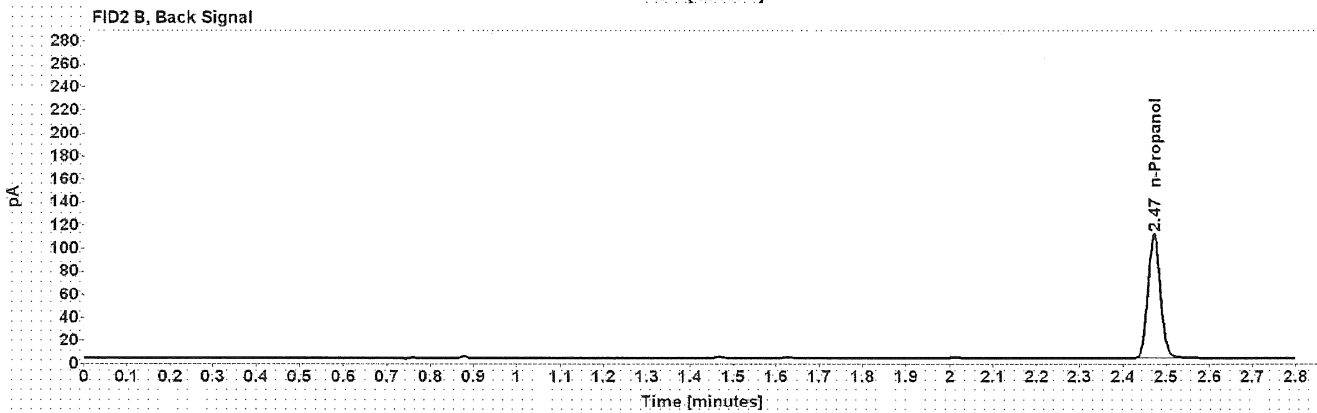
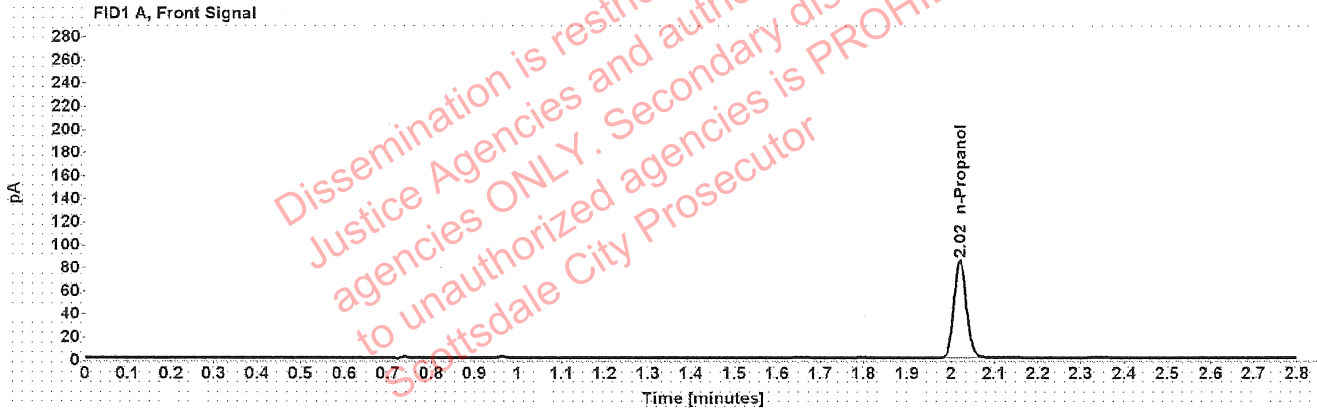


Table 1: FID 1 A (column DB-ALC1)

Compound	Amount (g/100mL)	Time (min)	Peak Area
n-Propanol	-----	2.021	169.418

Table 2: FID 2 B (column DB-ALC2)

Compound	Time (min)	Peak Area
n-Propanol	2.472	216.896

Scottsdale Police Department Crime Lab Volatiles Analysis

Sample:	38201NS	Vial:	13
Description:	[REDACTED]	LIMS ID:	[REDACTED]
Method:	ethanol quant.M	Sequence:	19Apr22
Instrument:	US14173023 CN14160045	Injection date:	4/19/2022 12:29:58 PM
Data file:	C:\Chem32\1\Data\19Apr22\13.D	Analyst:	Brooke

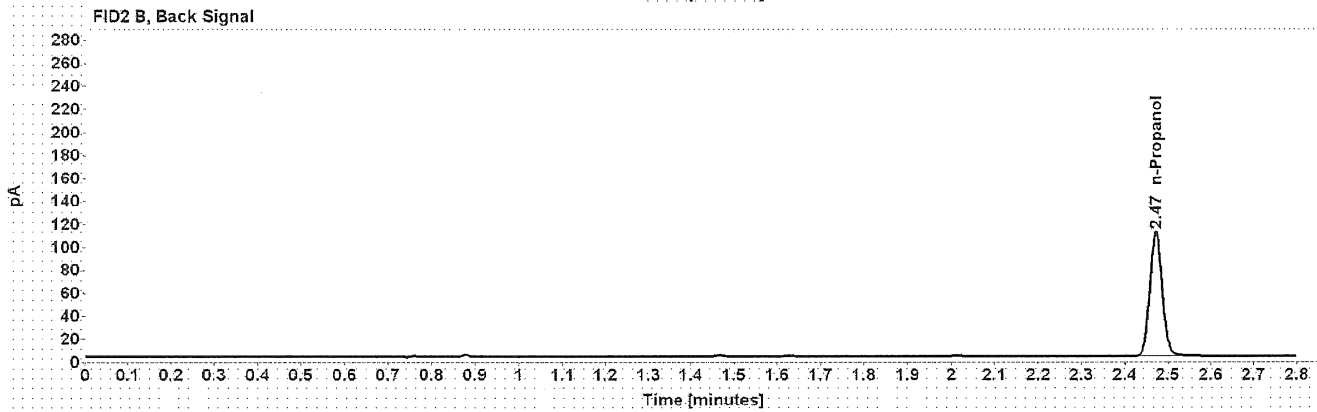
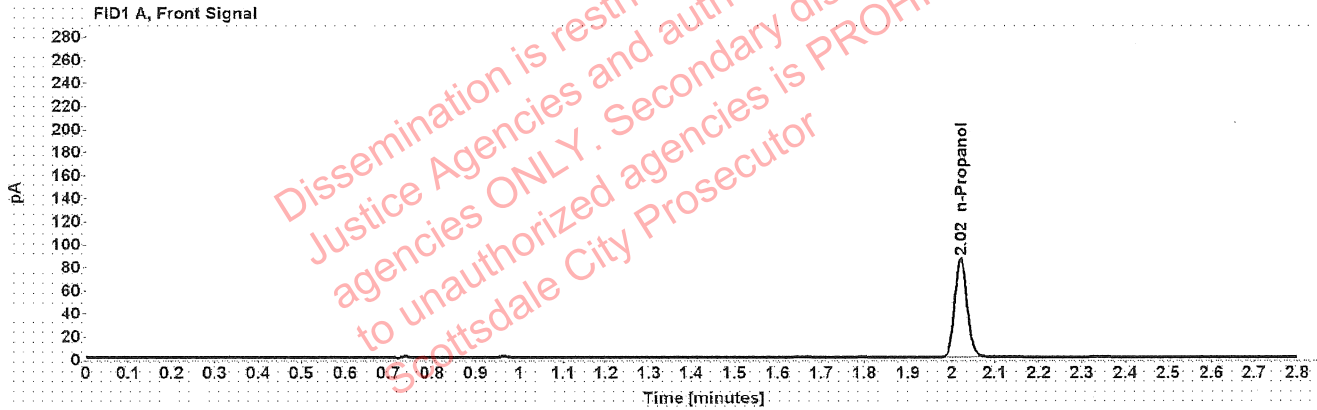


Table 1: FID 1 A (column DB-ALC1)

Compound	Amount (g/100mL)	Time (min)	Peak Area
n-Propanol	-----	2.021	171.467

Table 2: FID 2 B (column DB-ALC2)

Compound	Time (min)	Peak Area
n-Propanol	2.472	219.327

Scottsdale Police Department Crime Lab Volatiles Analysis

Sample:	40101HW	Vial:	14
Description:	[REDACTED]	LIMS ID:	[REDACTED]
Method:	ethanol quant.M	Sequence:	19Apr22
Instrument:	US14173023 CN14160045	Injection date:	4/19/2022 12:33:58 PM
Data file:	C:\Chem32\1\Data\19Apr22\14.D	Analyst:	Brooke

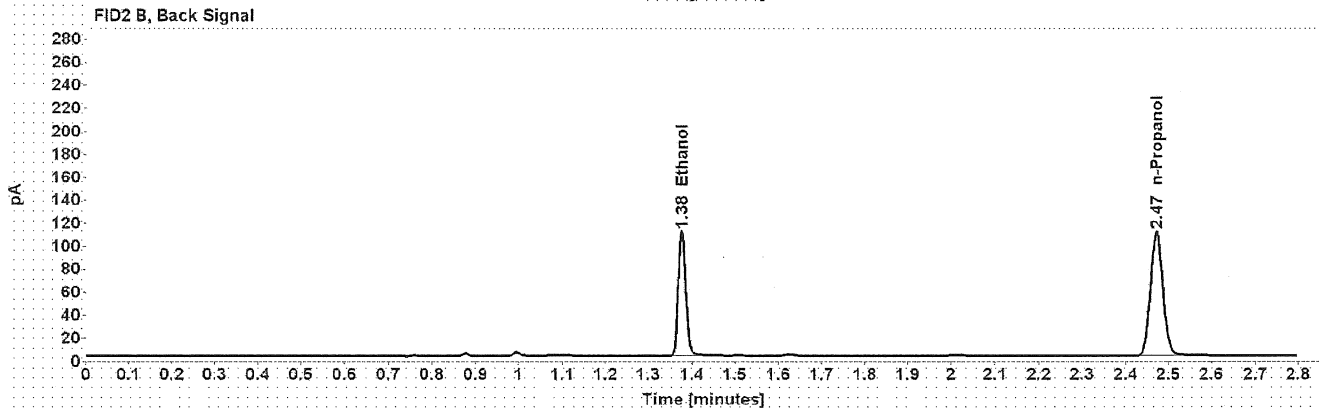
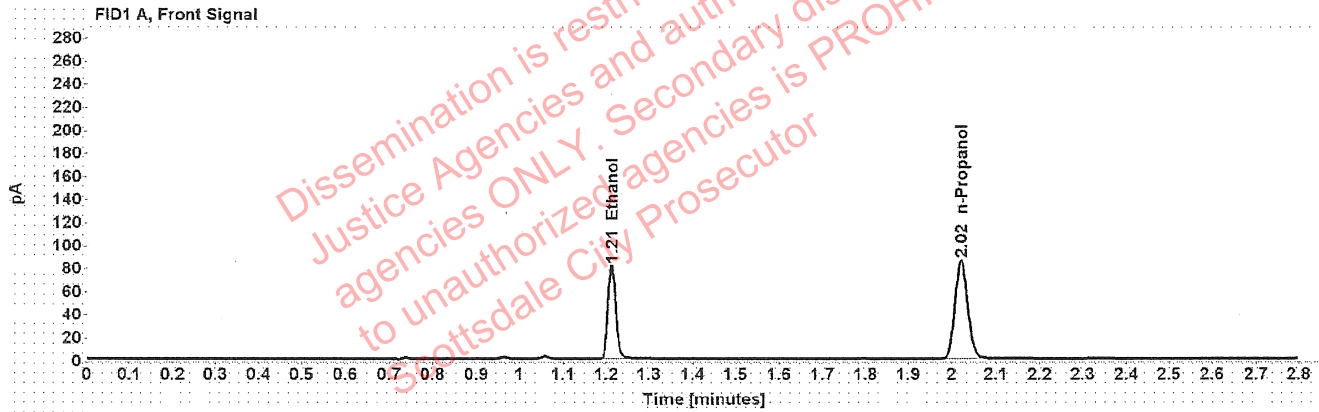


Table 1: FID 1 A (column DB-ALC1)

Compound	Amount (g/100mL)	Time (min)	Peak Area
>Ethanol	0.1660	1.213	103.391
n-Propanol	-----	2.020	170.110

Table 2: FID 2 B (column DB-ALC2)

Compound	Time (min)	Peak Area
Ethanol	1.377	132.016
n-Propanol	2.472	217.750

Scottsdale Police Department Crime Lab Volatiles Analysis

Sample:	40101HW	Vial:	15
Description:	██████████	LIMS ID:	██████████
Method:	ethanol quant.M	Sequence:	19Apr22
Instrument:	US14173023 CN14160045	Injection date:	4/19/2022 12:37:58 PM
Data file:	C:\Chem32\1\Data\19Apr22\15.D	Analyst:	Brooke

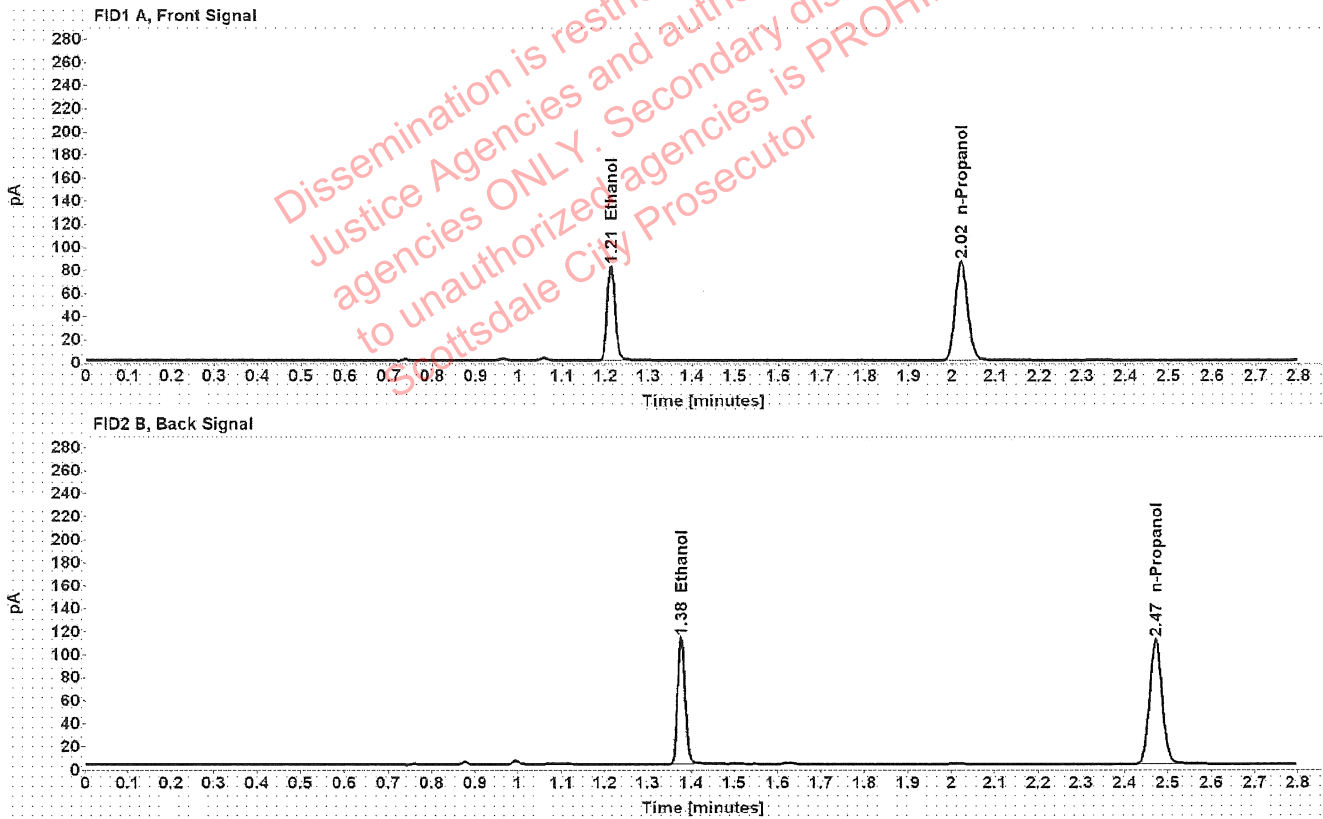


Table 1: FID 1 A (column DB-ALC1)

Compound	Amount (g/100mL)	Time (min)	Peak Area
>Ethanol	0.1673	1.213	104.657
n-Propanol	-----	2.021	170.826

Table 2: FID 2 B (column DB-ALC2)

Compound	Time (min)	Peak Area
Ethanol	1.377	133.874
n-Propanol	2.472	218.611

Scottsdale Police Department Crime Lab Volatiles Analysis

Sample:	040501EG	Vial:	16
Description:	[REDACTED]	LIMS ID:	[REDACTED]
Method:	ethanol quant.M	Sequence:	19Apr22
Instrument:	US14173023 CN14160045	Injection date:	4/19/2022 12:41:59 PM
Data file:	C:\Chem32\1\Data\19Apr22\16.D	Analyst:	Brooke

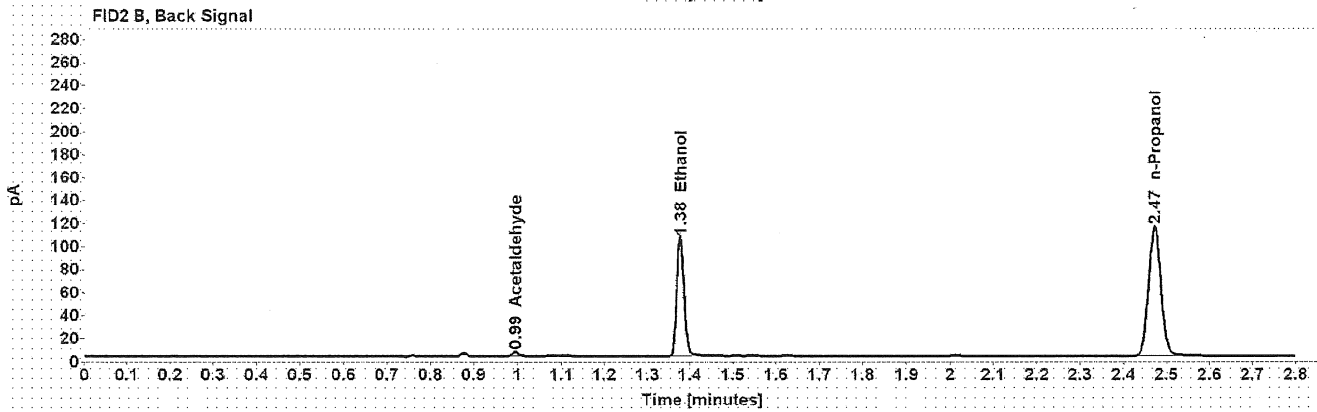
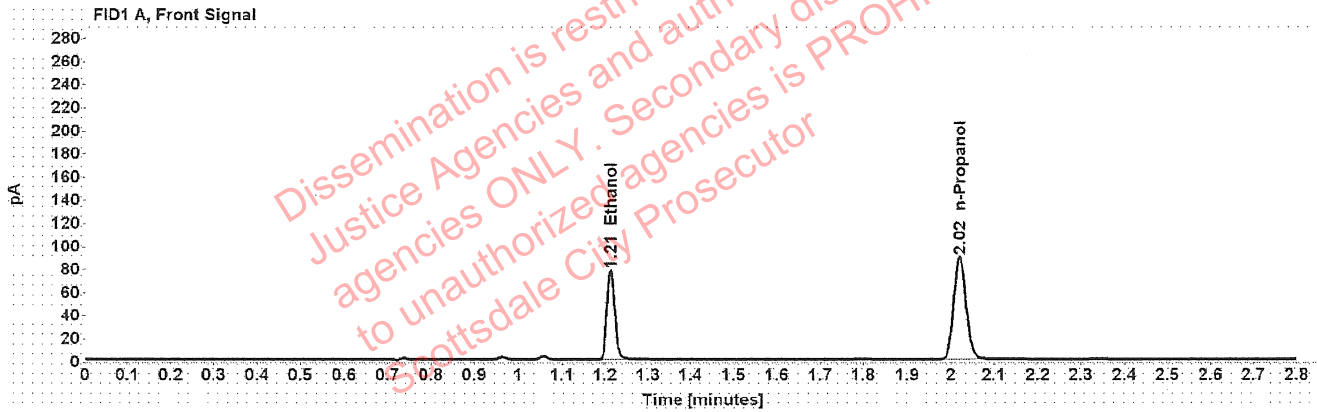


Table 1: FID 1 A (column DB-ALC1)

Compound	Amount (g/100mL)	Time (min)	Peak Area
>Ethanol	0.1523	1.213	98.628
n-Propanol	-----	2.020	177.026

Table 2: FID 2 B (column DB-ALC2)

Compound	Time (min)	Peak Area
Acetaldehyde	0.995	3.811
Ethanol	1.377	126.023
n-Propanol	2.472	226.238

Scottsdale Police Department Crime Lab Volatiles Analysis

Sample:	040501EG	Vial:	17
Description:	[REDACTED]	LIMS ID:	[REDACTED]
Method:	ethanol quant.M	Sequence:	19Apr22
Instrument:	US14173023 CN14160045	Injection date:	4/19/2022 12:45:59 PM
Data file:	C:\Chem32\1\Data\19Apr22\17.D	Analyst:	Brooke

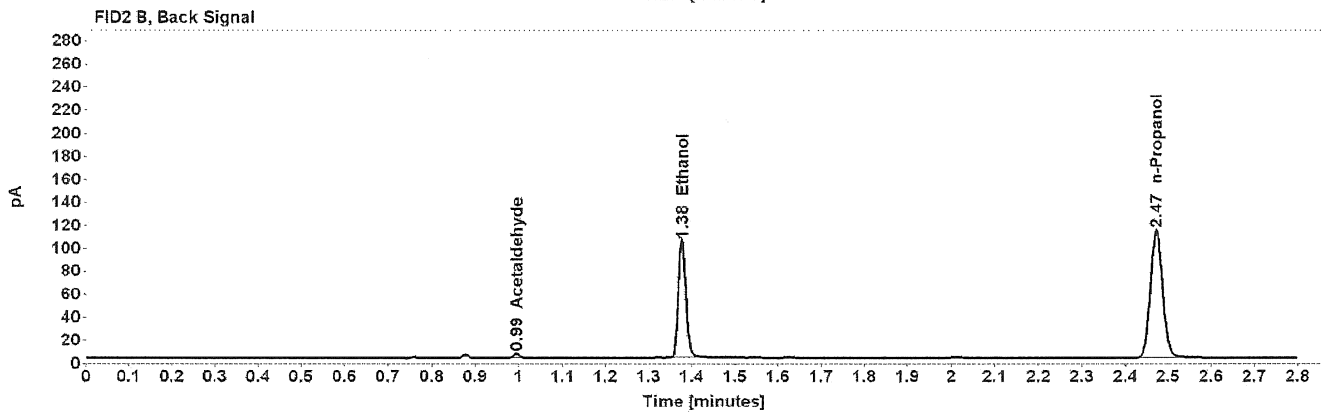
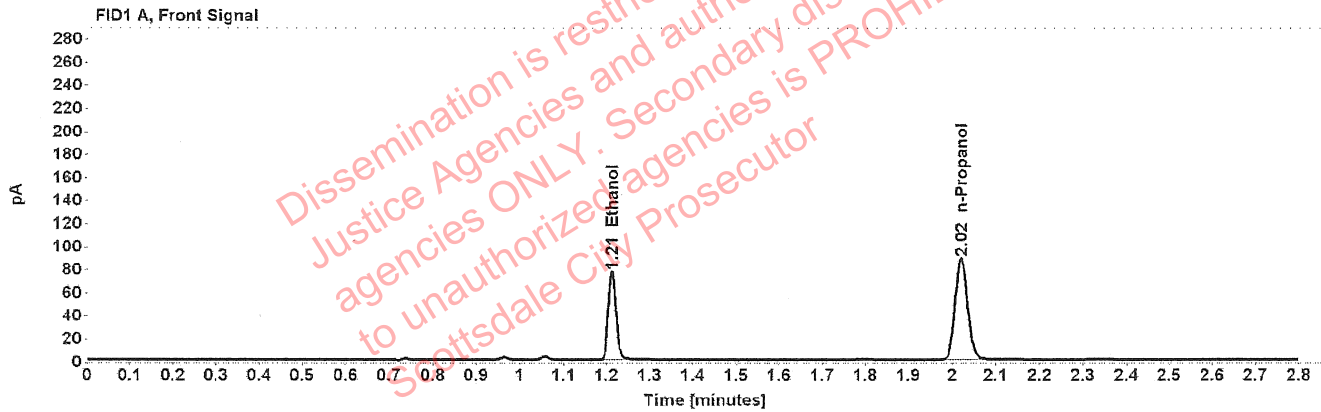


Table 1: FID 1 A (column DB-ALC1)

Compound	Amount (g/100mL)	Time (min)	Peak Area
>Ethanol	0.1520	1.213	97.364
n-Propanol	-----	2.021	175.158

Table 2: FID 2 B (column DB-ALC2)

Compound	Time (min)	Peak Area
Acetaldehyde	0.995	3.756
Ethanol	1.377	124.439
n-Propanol	2.472	223.960

Scottsdale Police Department Crime Lab Volatiles Analysis

Sample:	4081JS	Vial:	18
Description:	[REDACTED]	LIMS ID:	[REDACTED]
Method:	ethanol quant.M	Sequence:	19Apr22
Instrument:	US14173023 CN14160045	Injection date:	4/19/2022 12:49:58 PM
Data file:	C:\Chem32\1\Data\19Apr22\18.D	Analyst:	Brooke

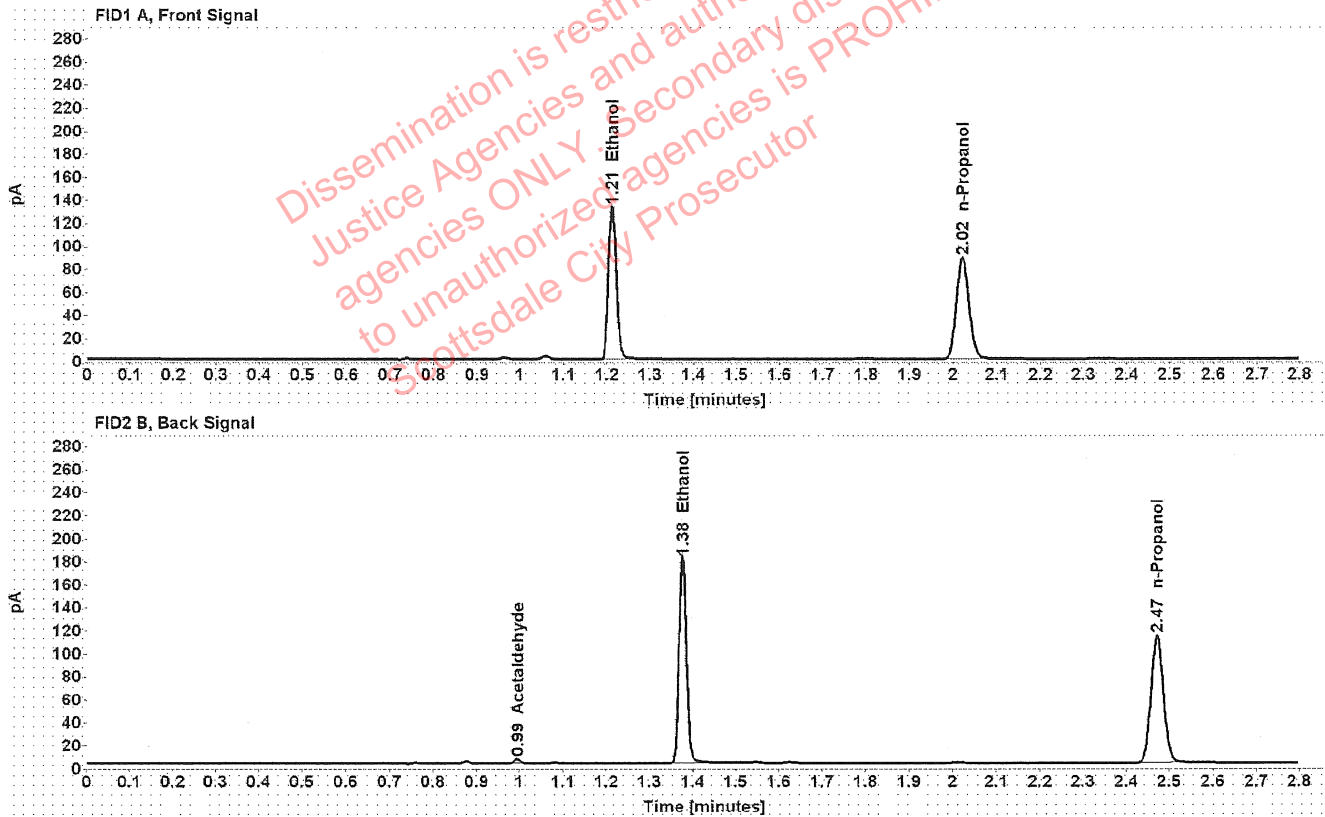


Table 1: FID 1 A (column DB-ALC1)

Compound	Amount (g/100mL)	Time (min)	Peak Area
>Ethanol	0.2636	1.212	169.502
n-Propanol	-----	2.021	175.130

Table 2: FID 2 B (column DB-ALC2)

Compound	Time (min)	Peak Area
Acetaldehyde	0.995	3.801
Ethanol	1.377	218.145
n-Propanol	2.472	223.764

Scottsdale Police Department Crime Lab Volatiles Analysis

Sample:	4081JS	Vial:	19
Description:	[REDACTED]	LIMS ID:	[REDACTED]
Method:	ethanol quant.M	Sequence:	19Apr22
Instrument:	US14173023 CN14160045	Injection date:	4/19/2022 12:54:14 PM
Data file:	C:\Chem32\1\Data\19Apr22\19.D	Analyst:	Brooke

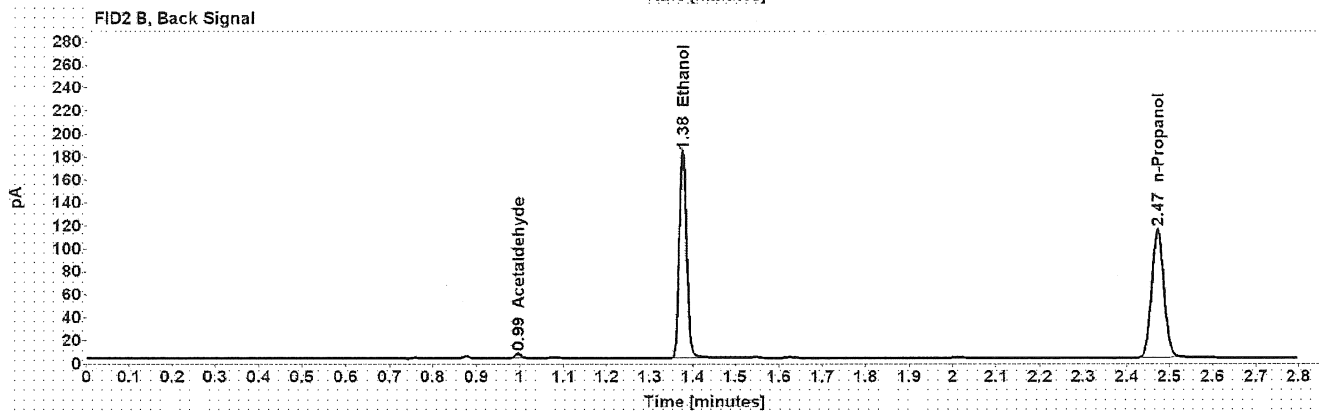
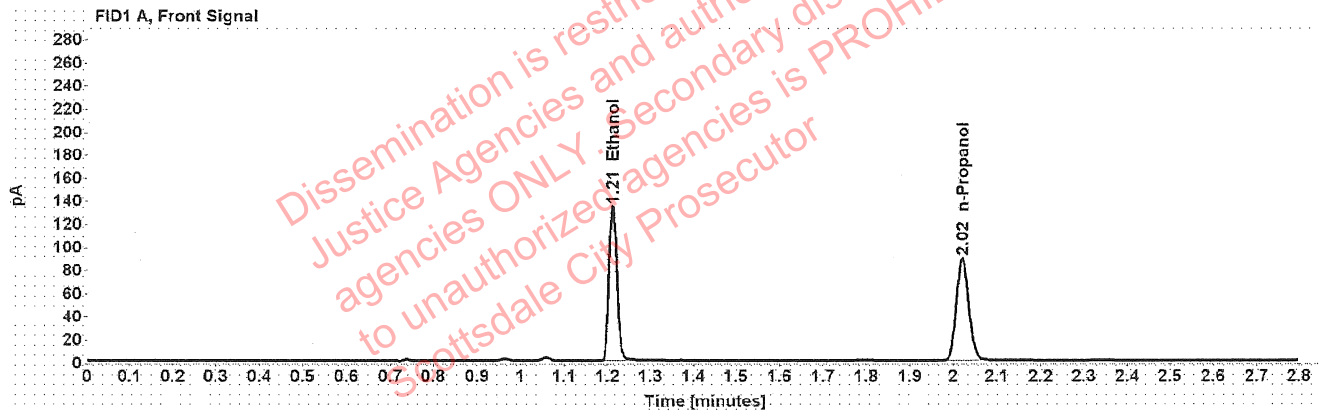


Table 1: FID 1 A (column DB-ALC1)

Compound	Amount (g/100mL)	Time (min)	Peak Area
>Ethanol	0.2640	1.212	171.002
n-Propanol	-----	2.020	176.462

Table 2: FID 2 B (column DB-ALC2)

Compound	Time (min)	Peak Area
Acetaldehyde	0.995	3.925
Ethanol	1.377	220.211
n-Propanol	2.472	225.330

Scottsdale Police Department Crime Lab Volatiles Analysis

Sample:	40601PH	Vial:	21
Description:	[REDACTED]	LIMS ID:	[REDACTED]
Method:	ethanol quant.M	Sequence:	19Apr22
Instrument:	US14173023 CN14160045	Injection date:	4/19/2022 1:02:14 PM
Data file:	C:\Chem32\1\Data\19Apr22\21.D	Analyst:	Brooke

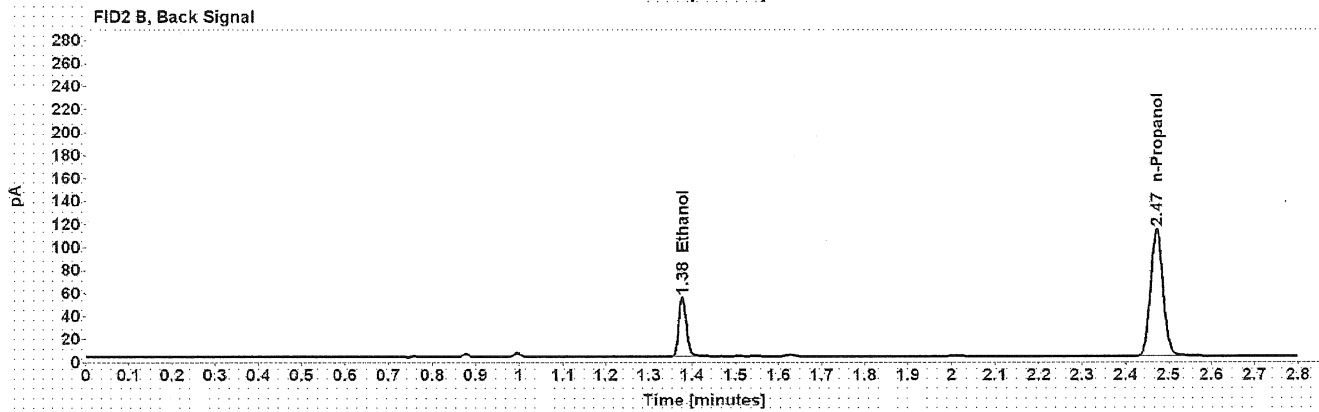
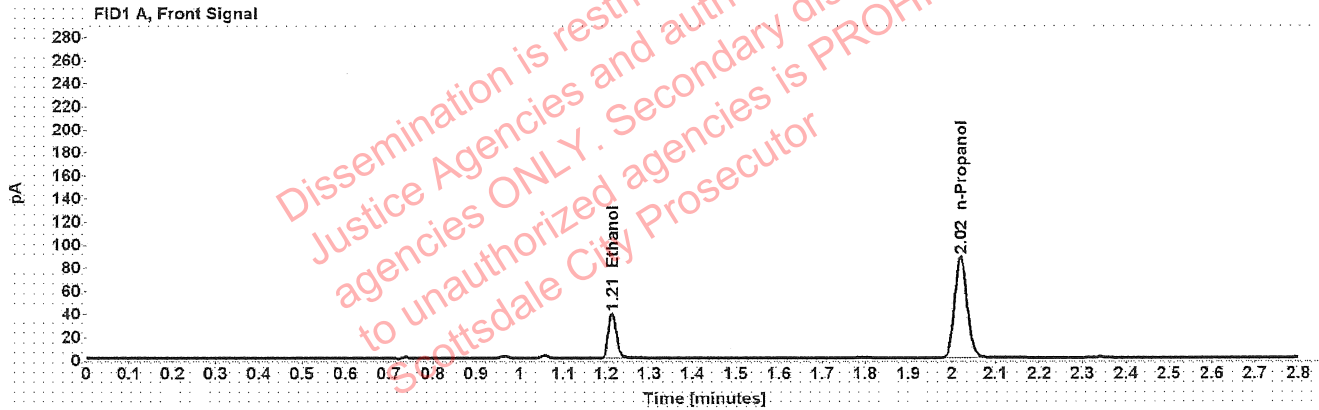


Table 1: FID 1 A (column DB-ALC1)

Compound	Amount (g/100mL)	Time (min)	Peak Area
>Ethanol	0.0787	1.214	49.835
n-Propanol	-----	2.020	174.491

Table 2: FID 2 B (column DB-ALC2)

Compound	Time (min)	Peak Area
Ethanol	1.377	63.474
n-Propanol	2.472	223.561

Scottsdale Police Department Crime Lab Volatiles Analysis

Sample:	40601PH	Vial:	22
Description:	[REDACTED]	LIMS ID:	[REDACTED]
Method:	ethanol quant.M	Sequence:	19Apr22
Instrument:	US14173023 CN14160045	Injection date:	4/19/2022 1:06:16 PM
Data file:	C:\Chem32\1\Data\19Apr22\22.D	Analyst:	Brooke

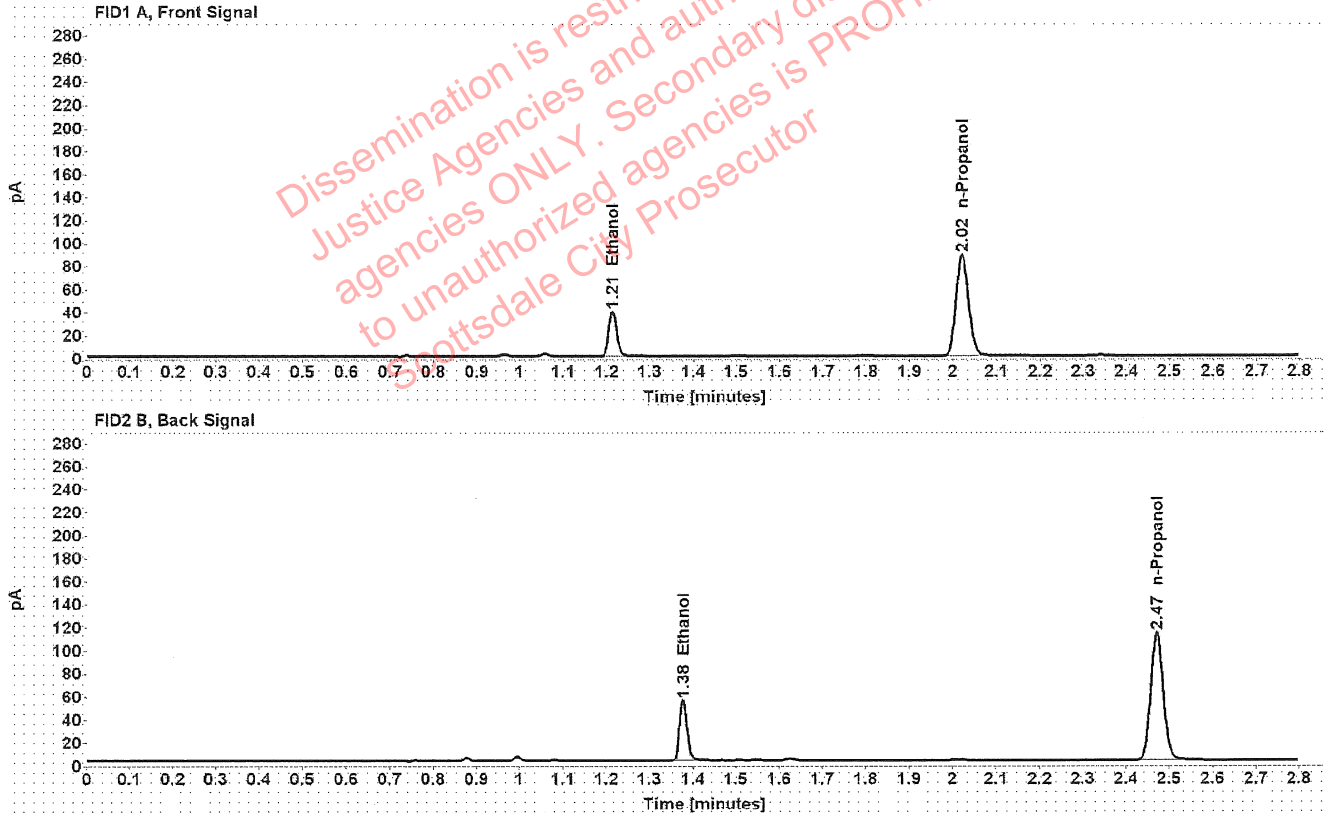


Table 1: FID 1 A (column DB-ALC1)

Compound	Amount (g/100mL)	Time (min)	Peak Area
>Ethanol	0.0792	1.214	50.281
n-Propanol	-----	2.020	174.948

Table 2: FID 2 B (column DB-ALC2)

Compound	Time (min)	Peak Area
Ethanol	1.377	63.917
n-Propanol	2.472	224.213

Scottsdale Police Department Crime Lab Volatiles Analysis

Sample:	32701VC	Vial:	23
Description:	[REDACTED]	LIMS ID:	[REDACTED]
Method:	ethanol quant.M	Sequence:	19Apr22
Instrument:	US14173023 CN14160045	Injection date:	4/19/2022 1:10:13 PM
Data file:	C:\Chem32\1\Data\19Apr22\23.D	Analyst:	Brooke

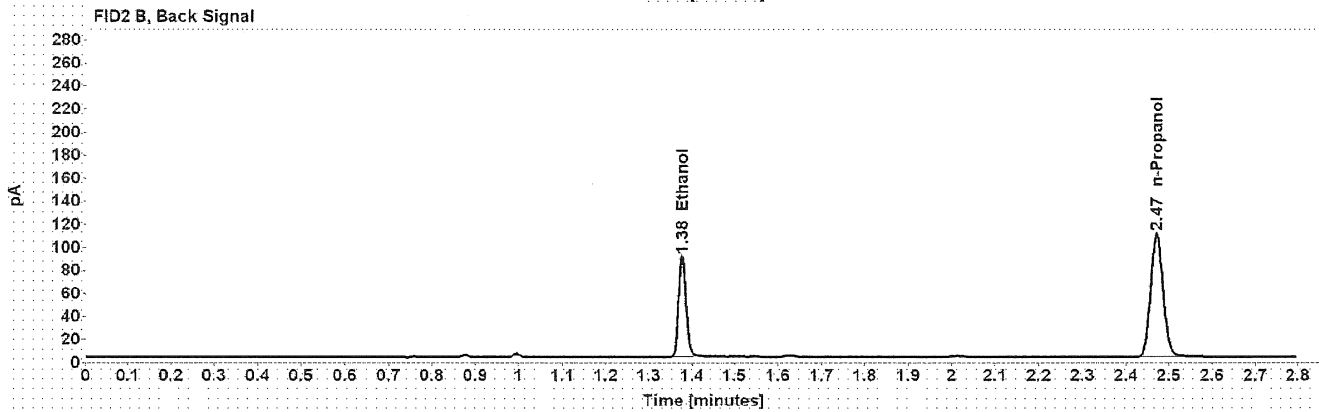
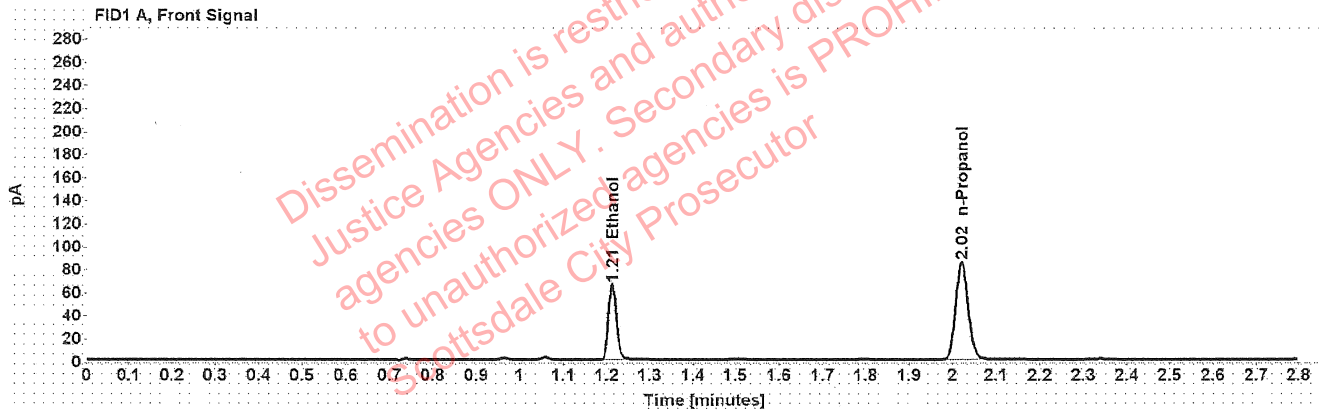


Table 1: FID 1 A (column DB-ALC1)

Compound	Amount (g/100mL)	Time (min)	Peak Area
>Ethanol	0.1352	1.213	83.519
n-Propanol	-----	2.021	168.995

Table 2: FID 2 B (column DB-ALC2)

Compound	Time (min)	Peak Area
Ethanol	1.377	106.880
n-Propanol	2.472	216.457

Scottsdale Police Department Crime Lab Volatiles Analysis

Sample:	32701VC	Vial:	24
Description:	[REDACTED]	LIMS ID:	[REDACTED]
Method:	ethanol quant.M	Sequence:	19Apr22
Instrument:	US14173023 CN14160045	Injection date:	4/19/2022 1:14:14 PM
Data file:	C:\Chem32\1\Data\19Apr22\24.D	Analyst:	Brooke

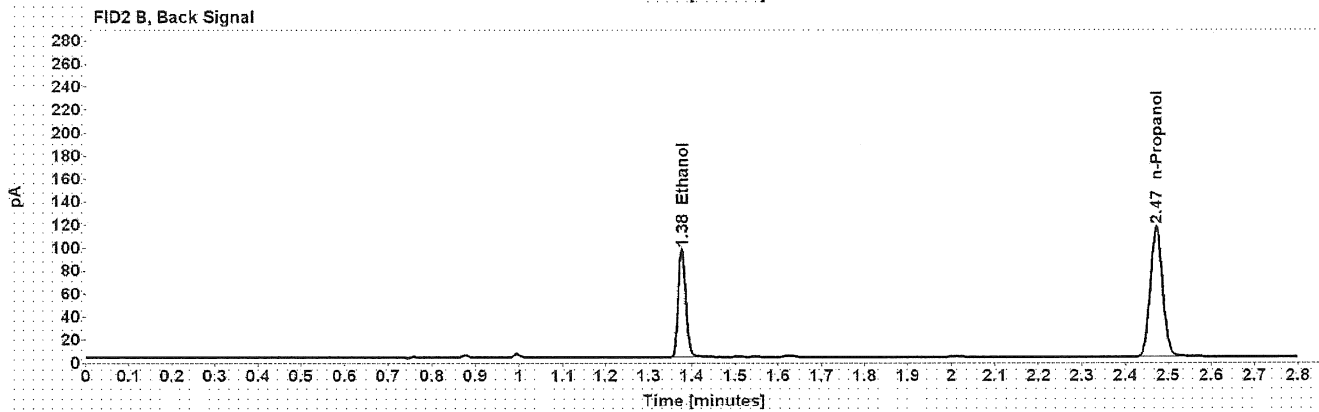
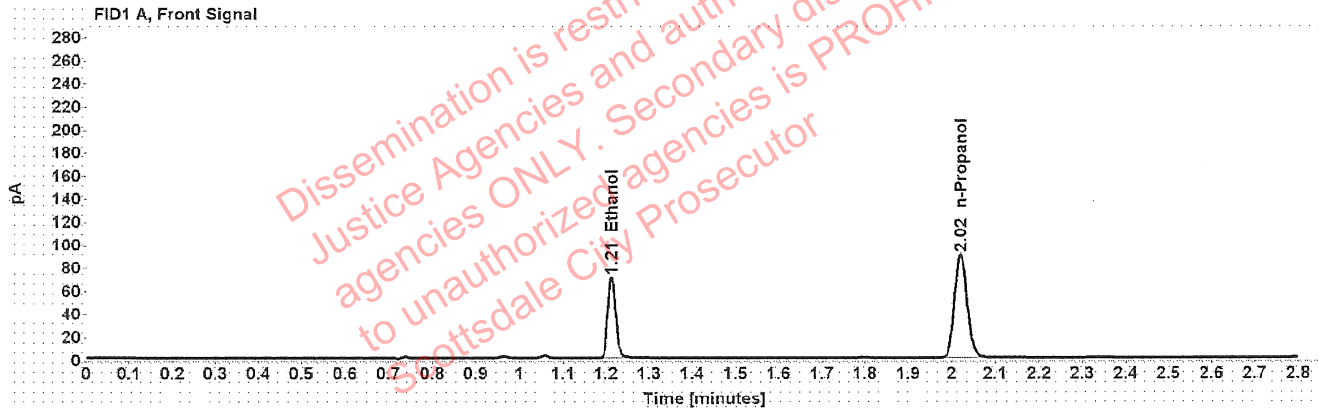


Table 1: FID 1 A (column DB-ALC1)

Compound	Amount (g/100mL)	Time (min)	Peak Area
>Ethanol	0.1375	1.213	89.618
n-Propanol	-----	2.020	178.388

Table 2: FID 2 B (column DB-ALC2)

Compound	Time (min)	Peak Area
Ethanol	1.377	114.351
n-Propanol	2.472	228.620

Scottsdale Police Department Crime Lab Volatiles Analysis

Sample:	4011LC	Vial:	25
Description:	[REDACTED]	LIMS ID:	[REDACTED]
Method:	ethanol quant.M	Sequence:	19Apr22
Instrument:	US14173023 CN14160045	Injection date:	4/19/2022 1:18:29 PM
Data file:	C:\Chem32\1\Data\19Apr22\25.D	Analyst:	Brooke

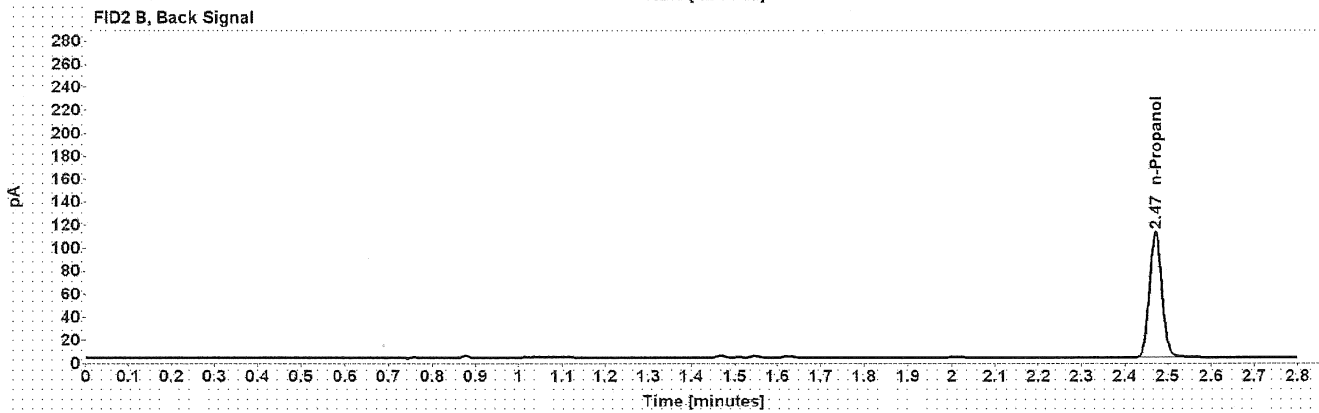
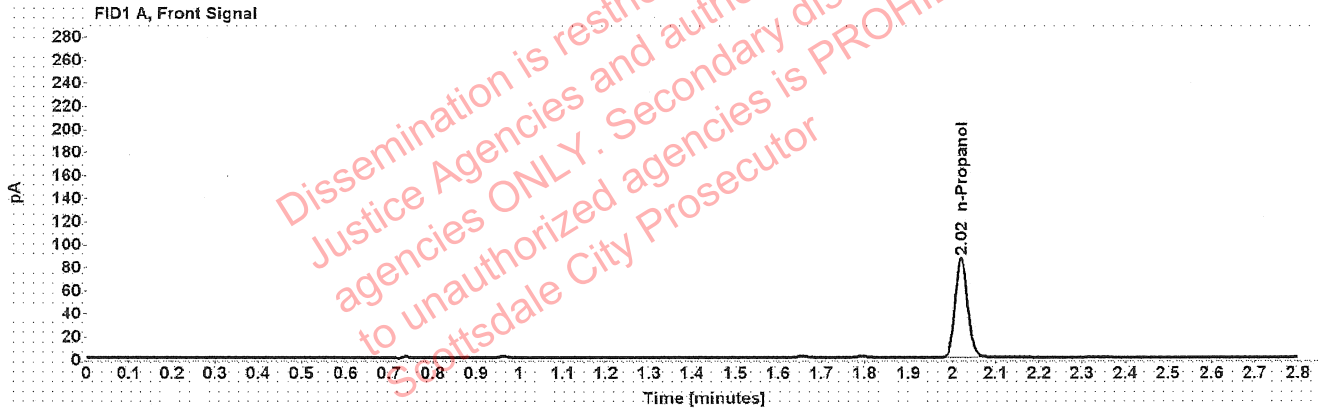


Table 1: FID 1 A (column DB-ALC1)

Compound	Amount (g/100mL)	Time (min)	Peak Area
n-Propanol	-----	2.020	172.218

Table 2: FID 2 B (column DB-ALC2)

Compound	Time (min)	Peak Area
n-Propanol	2.472	220.887

Scottsdale Police Department Crime Lab Volatiles Analysis

Sample:	4011LC	Vial:	26
Description:	[REDACTED]	LIMS ID:	[REDACTED]
Method:	ethanol quant.M	Sequence:	19Apr22
Instrument:	US14173023 CN14160045	Injection date:	4/19/2022 1:22:29 PM
Data file:	C:\Chem32\1\Data\19Apr22\26.D	Analyst:	Brooke

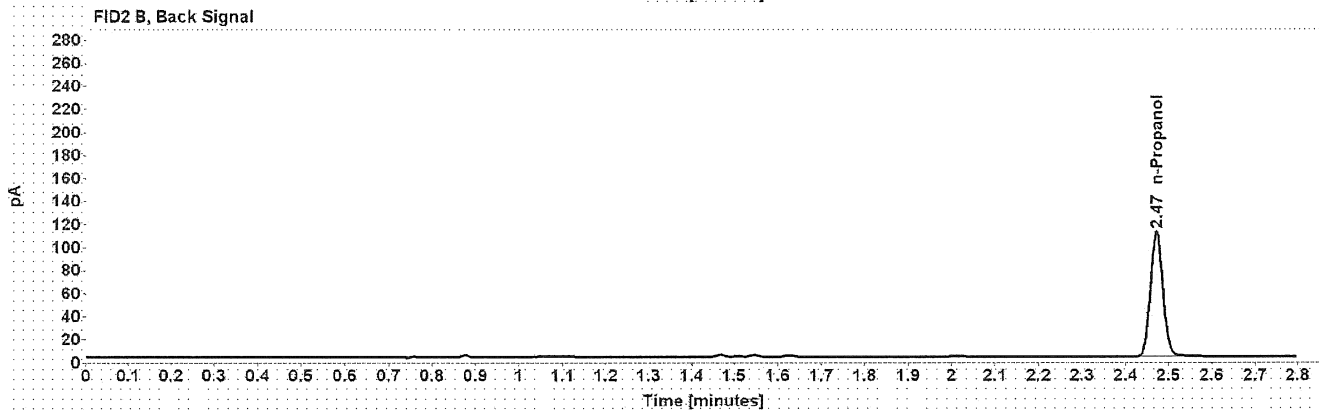



Table 1: FID 1 A (column DB-ALC1)

Compound	Amount (g/100mL)	Time (min)	Peak Area
n-Propanol	-----	2.020	171.637

Table 2: FID 2 B (column DB-ALC2)

Compound	Time (min)	Peak Area
n-Propanol	2.472	219.983

Scottsdale Police Department Crime Lab Volatiles Analysis

Sample:	40001MH	Vial:	27
Description:	██████████	LIMS ID:	██████████
Method:	ethanol quant.M	Sequence:	19Apr22
Instrument:	US14173023 CN14160045	Injection date:	4/19/2022 1:26:28 PM
Data file:	C:\Chem32\1\Data\19Apr22\27.D	Analyst:	Brooke

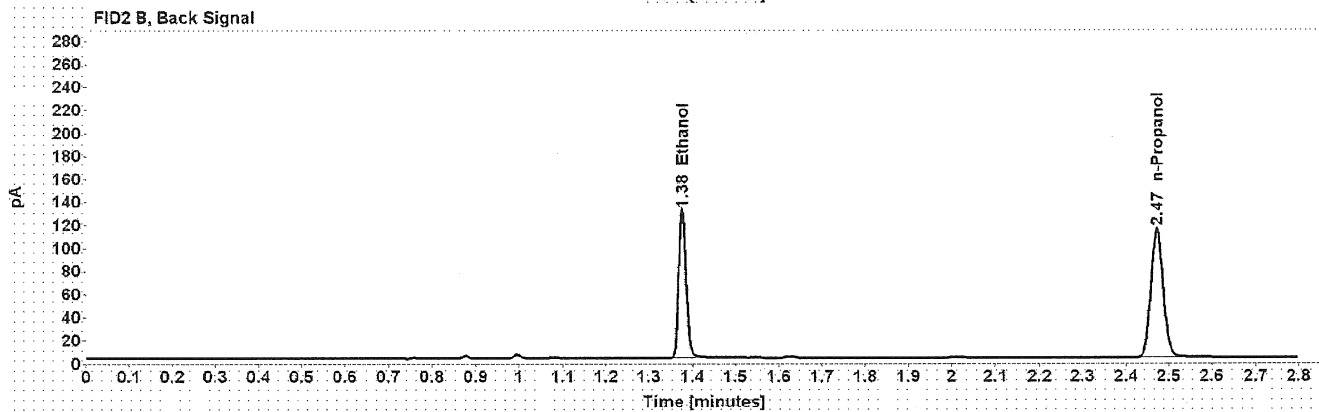
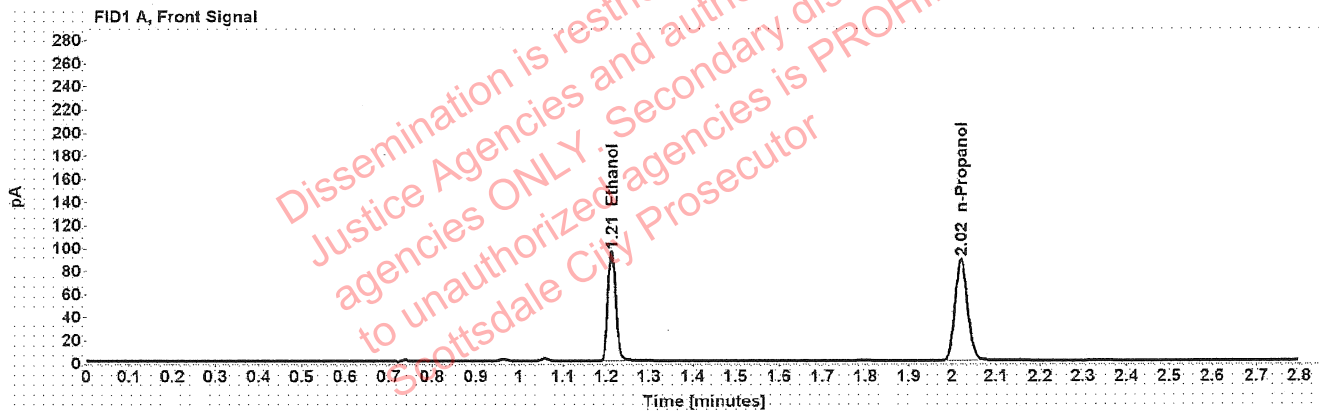


Table 1: FID 1 A (column DB-ALC1)

Compound	Amount (g/100mL)	Time (min)	Peak Area
>Ethanol	0.1886	1.213	121.787
n-Propanol	-----	2.020	176.217

Table 2: FID 2 B (column DB-ALC2)

Compound	Time (min)	Peak Area
Ethanol	1.377	155.861
n-Propanol	2.472	225.481

Scottsdale Police Department Crime Lab Volatiles Analysis

Sample:	40001MH	Vial:	28
Description:	[REDACTED]	LIMS ID:	[REDACTED]
Method:	ethanol quant.M	Sequence:	19Apr22
Instrument:	US14173023 CN14160045	Injection date:	4/19/2022 1:30:28 PM
Data file:	C:\Chem32\1\Data\19Apr22\28.D	Analyst:	Brooke

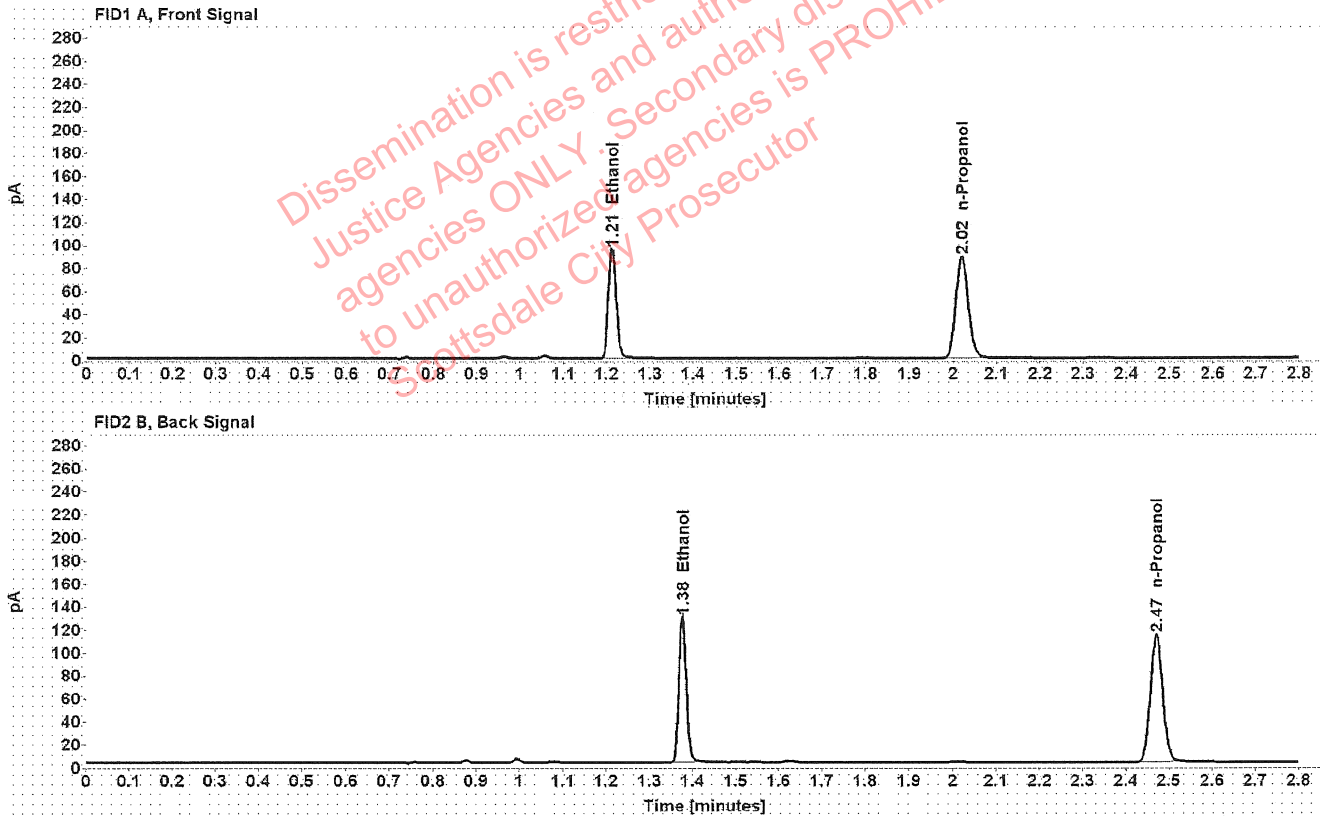


Table 1: FID 1 A (column DB-ALC1)

Compound	Amount (g/100mL)	Time (min)	Peak Area
>Ethanol	0.1885	1.212	121.180
n-Propanol	-----	2.020	175.474

Table 2: FID 2 B (column DB-ALC2)

Compound	Time (min)	Peak Area
Ethanol	1.376	154.769
n-Propanol	2.471	224.449

Scottsdale Police Department Crime Lab Volatiles Analysis

Sample:	37101AM	Vial:	29
Description:	[REDACTED]	LIMS ID:	[REDACTED]
Method:	ethanol quant.M	Sequence:	19Apr22
Instrument:	US14173023 CN14160045	Injection date:	4/19/2022 1:34:28 PM
Data file:	C:\Chem32\1\Data\19Apr22\29.D	Analyst:	Brooke

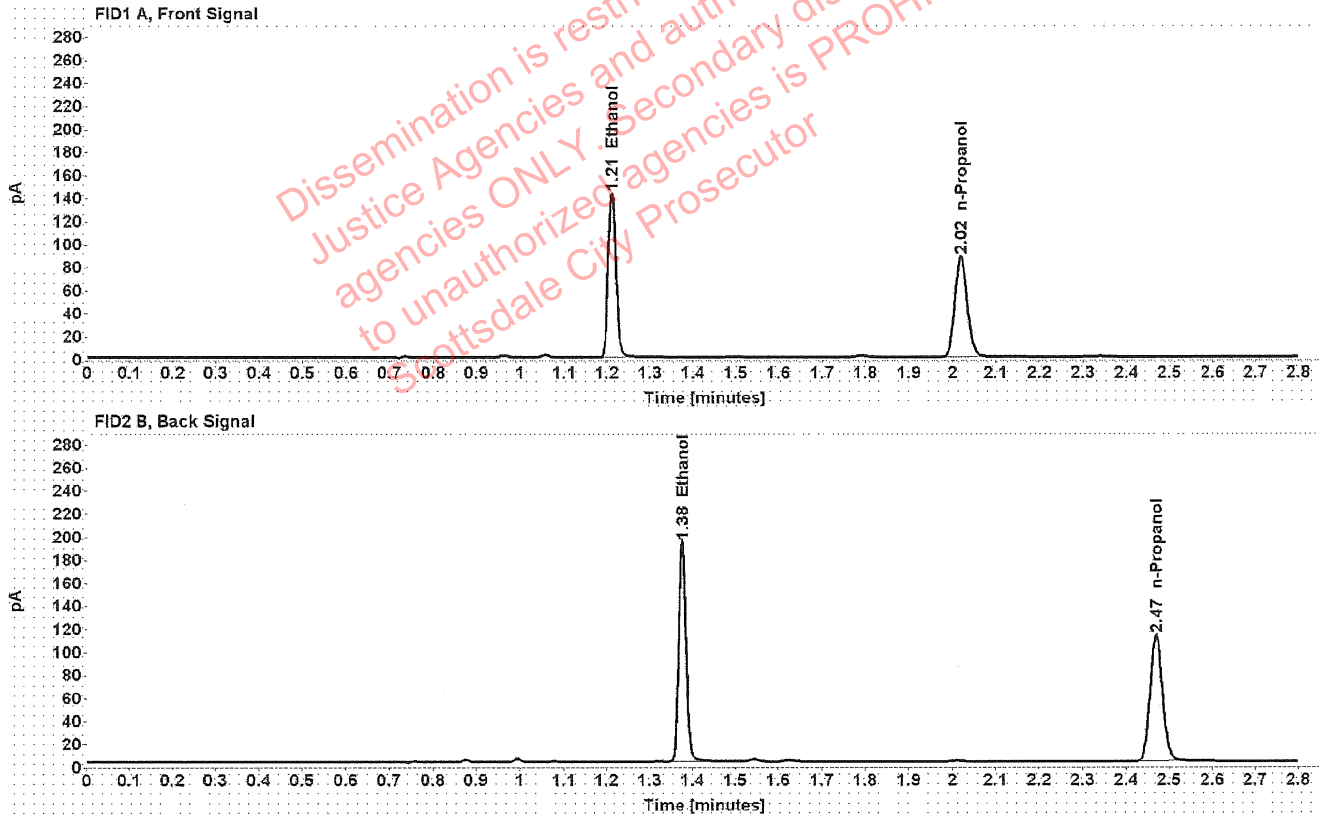


Table 1: FID 1 A (column DB-ALC1)

Compound	Amount (g/100mL)	Time (min)	Peak Area
>Ethanol	0.2851	1.211	181.654
n-Propanol	-----	2.019	173.487

Table 2: FID 2 B (column DB-ALC2)

Compound	Time (min)	Peak Area
Ethanol	1.375	234.023
n-Propanol	2.470	221.821

Scottsdale Police Department Crime Lab Volatiles Analysis

Sample:	37101AM	Vial:	30
Description:	[REDACTED]	LIMS ID:	[REDACTED]
Method:	ethanol quant.M	Sequence:	19Apr22
Instrument:	US14173023 CN14160045	Injection date:	4/19/2022 1:38:28 PM
Data file:	C:\Chem32\1\Data\19Apr22\30.D	Analyst:	Brooke

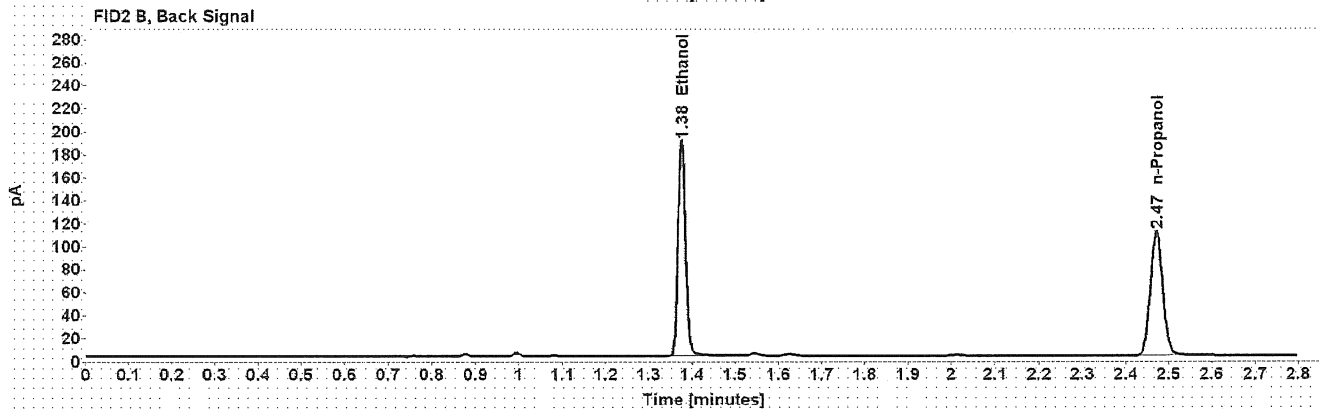
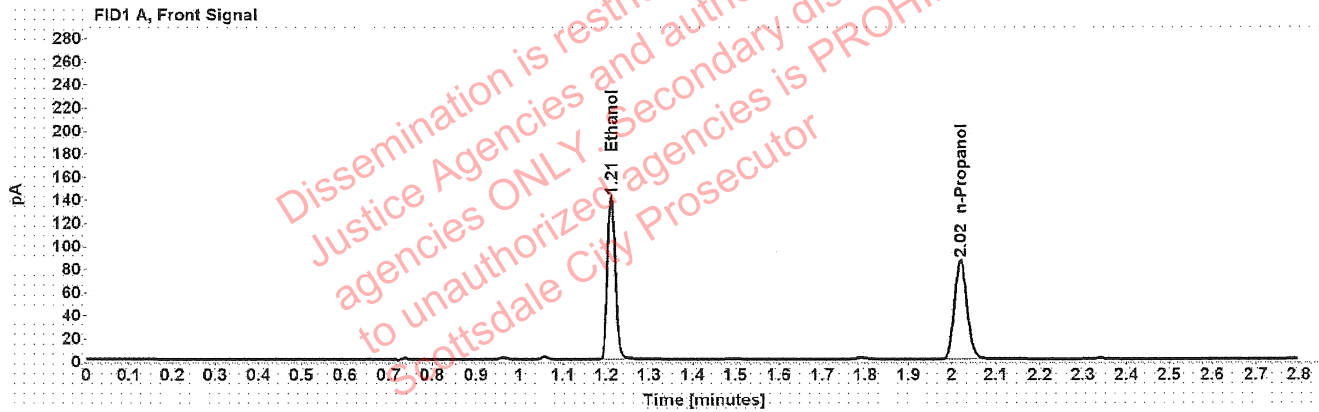


Table 1: FID 1 A (column DB-ALC1)

Compound	Amount (g/100mL)	Time (min)	Peak Area
>Ethanol	0.2847	1.212	178.428
n-Propanol	-----	2.020	170.660

Table 2: FID 2 B (column DB-ALC2)

Compound	Time (min)	Peak Area
Ethanol	1.376	229.584
n-Propanol	2.471	218.392

Scottsdale Police Department Crime Lab Volatiles Analysis

Sample:	40401JV	Vial:	32
Description:	[REDACTED]	LIMS ID:	[REDACTED]
Method:	ethanol quant.M	Sequence:	19Apr22
Instrument:	US14173023 CN14160045	Injection date:	4/19/2022 1:46:43 PM
Data file:	C:\Chem32\1\Data\19Apr22\32.D	Analyst:	Brooke

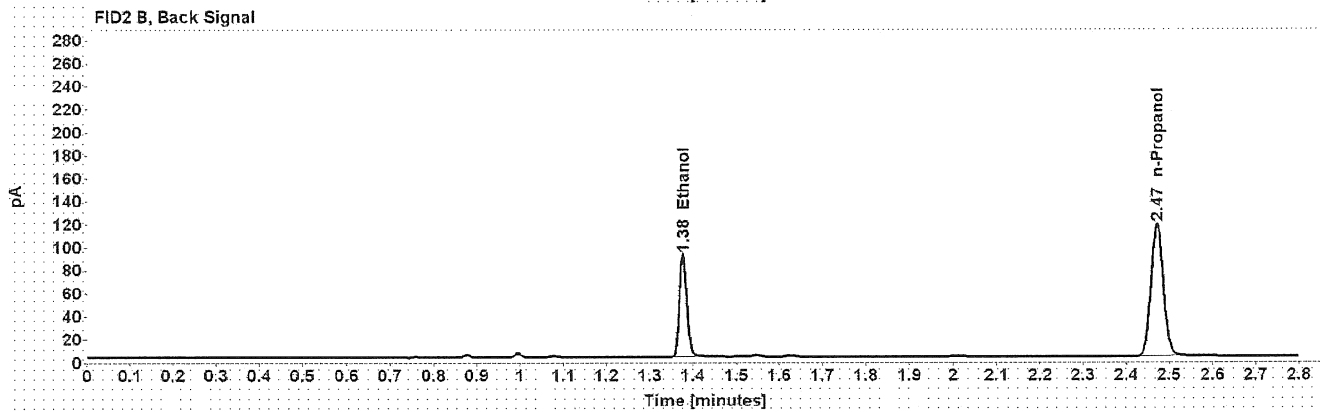
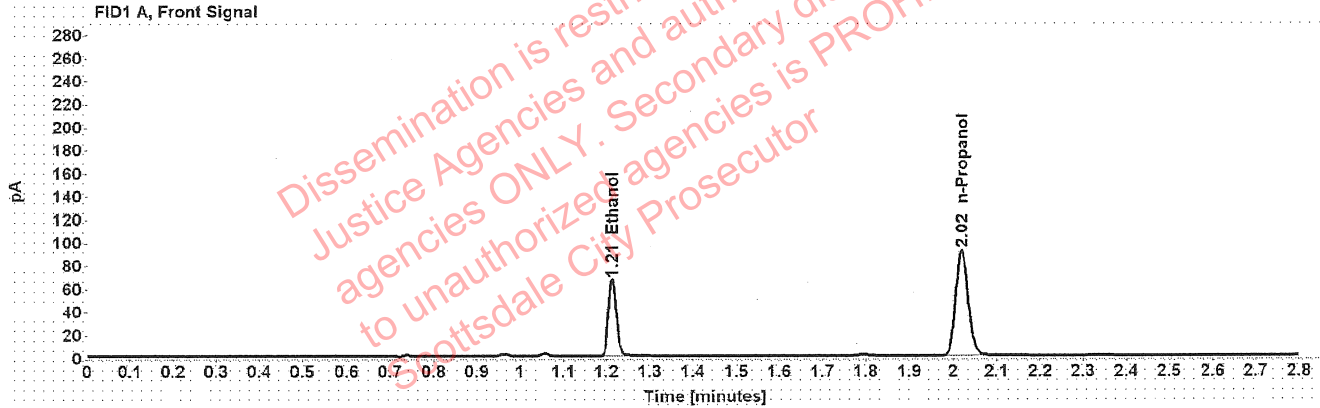


Table 1: FID 1 A (column DB-ALC1)

Compound	Amount (g/100mL)	Time (min)	Peak Area
>Ethanol	0.1280	1.213	84.734
n-Propanol	-----	2.020	181.195

Table 2: FID 2 B (column DB-ALC2)

Compound	Time (min)	Peak Area
Ethanol	1.377	108.164
n-Propanol	2.472	231.744

Scottsdale Police Department Crime Lab Volatiles Analysis

Sample:	40401JV	Vial:	33
Description:	██████████	LIMS ID:	██████████
Method:	ethanol quant.M	Sequence:	19Apr22
Instrument:	US14173023 CN14160045	Injection date:	4/19/2022 1:50:43 PM
Data file:	C:\Chem32\1\Data\19Apr22\33.D	Analyst:	Brooke

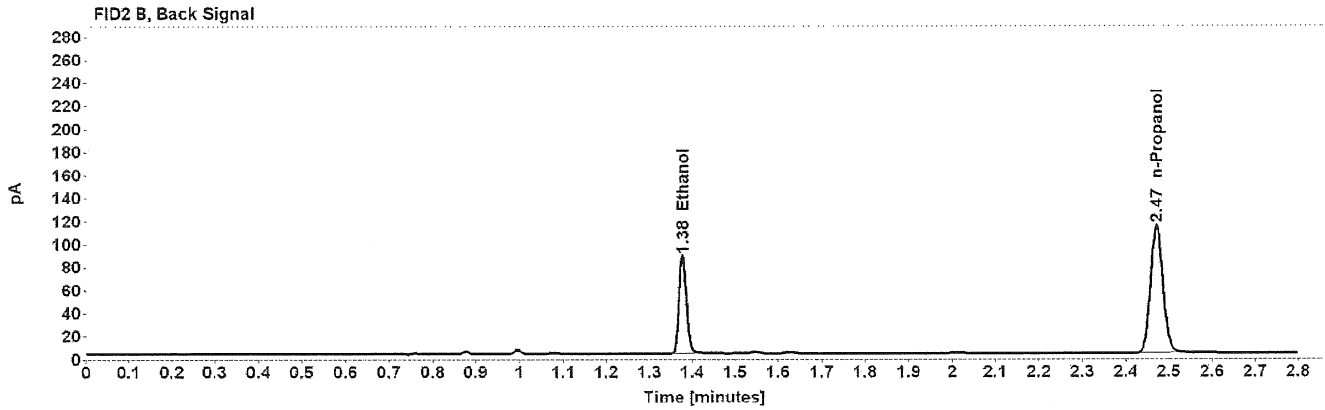
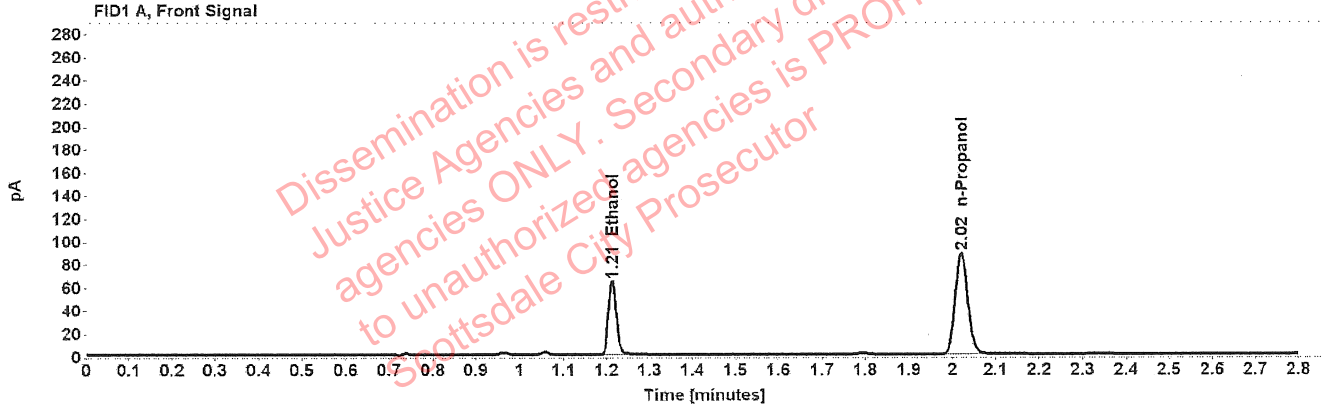


Table 1: FID 1 A (column DB-ALC1)

Compound	Amount (g/100mL)	Time (min)	Peak Area
>Ethanol	0.1275	1.213	81.544
n-Propanol	-----	2.020	175.185

Table 2: FID 2 B (column DB-ALC2)

Compound	Time (min)	Peak Area
Ethanol	1.377	104.038
n-Propanol	2.472	223.979

Scottsdale Police Department Crime Lab Volatiles Analysis

Sample:	40801SL	Vial:	34
Description:	[REDACTED]	LIMS ID:	[REDACTED]
Method:	ethanol quant.M	Sequence:	19Apr22
Instrument:	US14173023 CN14160045	Injection date:	4/19/2022 1:54:44 PM
Data file:	C:\Chem32\1\Data\19Apr22\34.D	Analyst:	Brooke

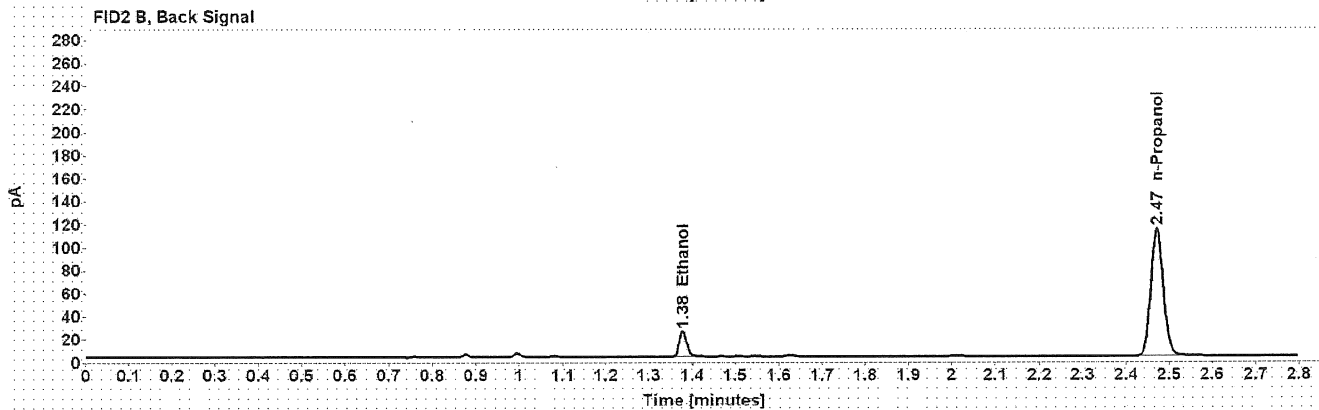
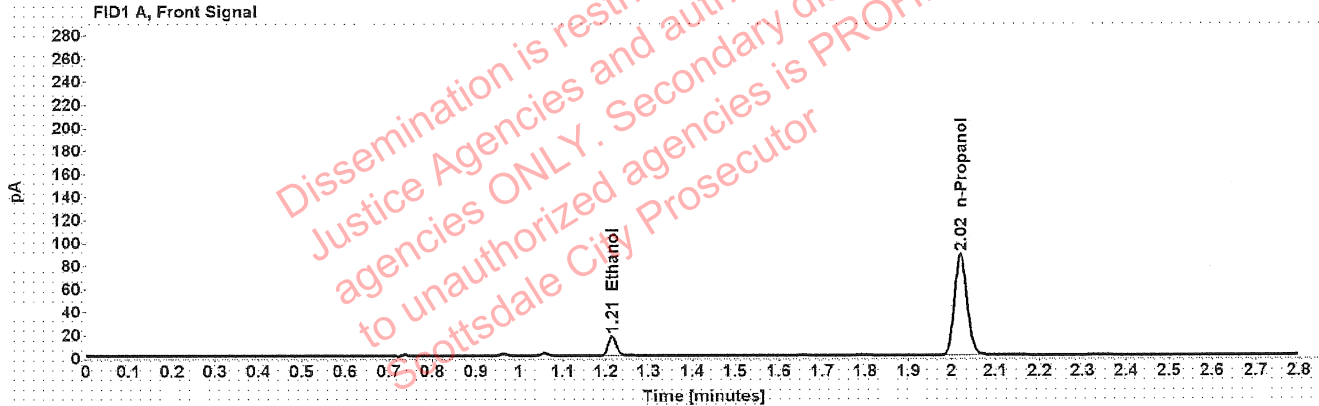


Table 1: FID 1 A (column DB-ALC1)

Compound	Amount (g/100mL)	Time (min)	Peak Area
>Ethanol	0.0341	1.215	21.258
n-Propanol	-----	2.020	175.361

Table 2: FID 2 B (column DB-ALC2)

Compound	Time (min)	Peak Area
Ethanol	1.378	27.735
n-Propanol	2.472	224.834

Scottsdale Police Department Crime Lab Volatiles Analysis

Sample:	40801SL	Vial:	35
Description:	[REDACTED]	LIMS ID:	[REDACTED]
Method:	ethanol quant.M	Sequence:	19Apr22
Instrument:	US14173023 CN14160045	Injection date:	4/19/2022 1:58:44 PM
Data file:	C:\Chem32\1\Data\19Apr22\35.D	Analyst:	Brooke

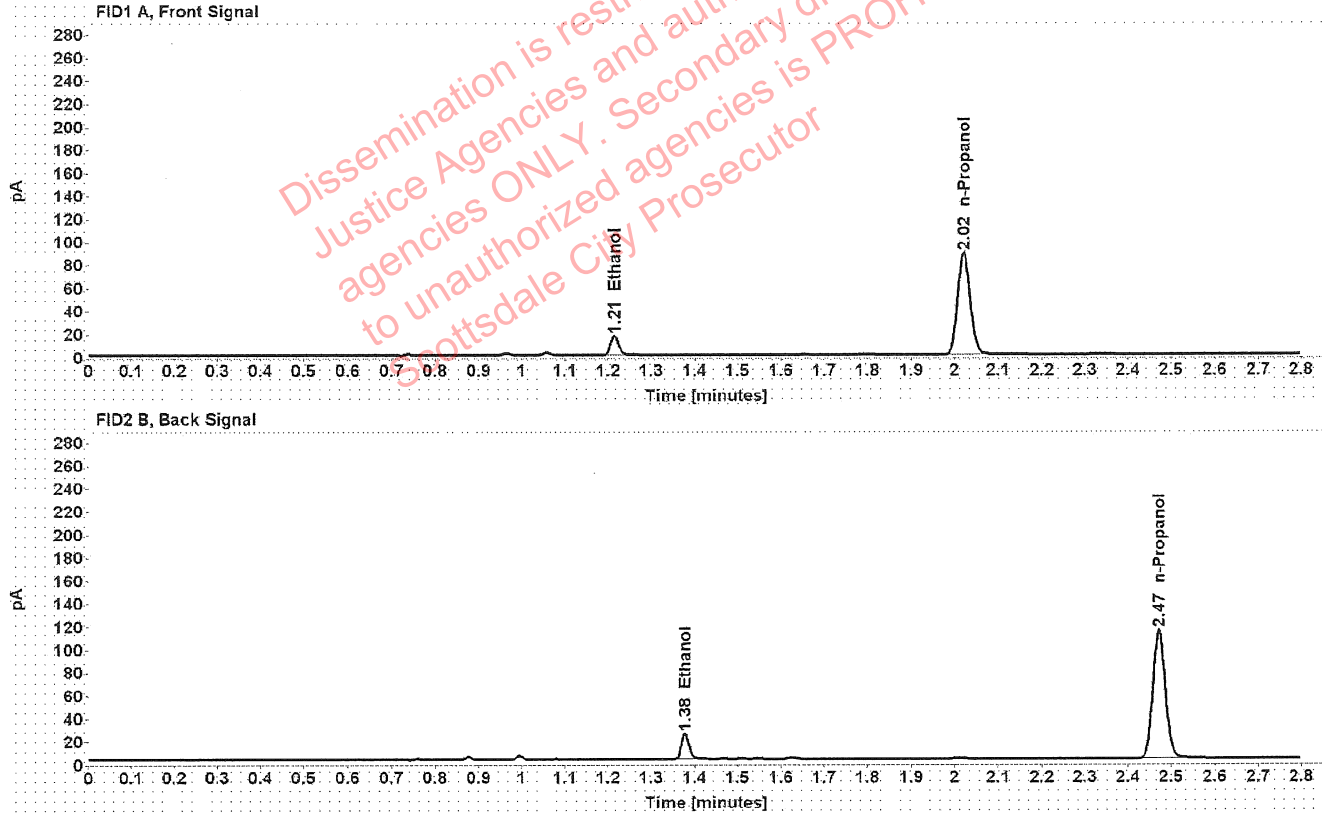


Table 1: FID 1 A (column DB-ALC1)

Compound	Amount (g/100mL)	Time (min)	Peak Area
>Ethanol	0.0339	1.215	21.153
n-Propanol	-----	2.020	175.855

Table 2: FID 2 B (column DB-ALC2)

Compound	Time (min)	Peak Area
Ethanol	1.378	27.559
n-Propanol	2.472	225.505

Scottsdale Police Department Crime Lab Volatiles Analysis

Sample:	1417867	Vial:	36
Description:	[REDACTED]	LIMS ID:	[REDACTED]
Method:	ethanol quant.M	Sequence:	19Apr22
Instrument:	US14173023 CN14160045	Injection date:	4/19/2022 2:02:43 PM
Data file:	C:\Chem32\1\Data\19Apr22\36.D	Analyst:	Brooke

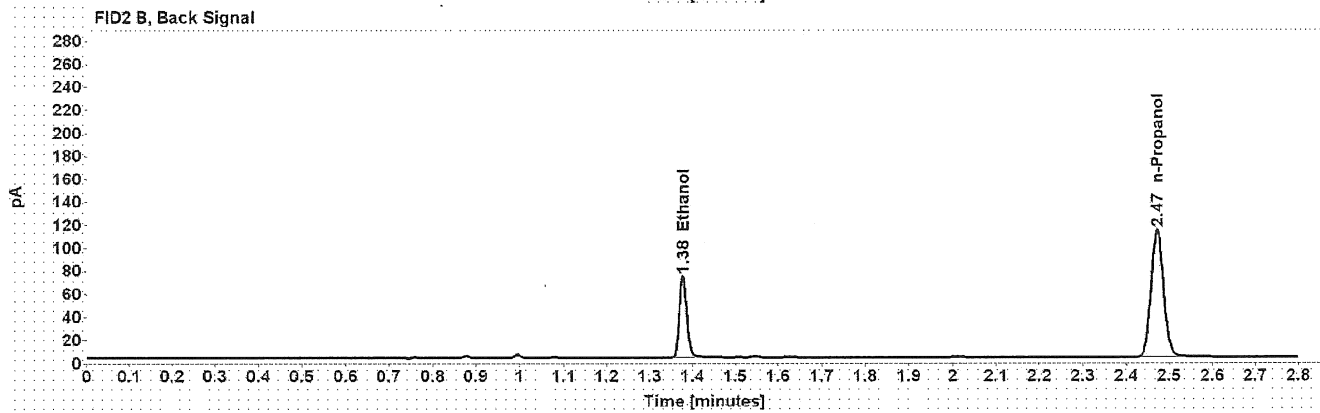
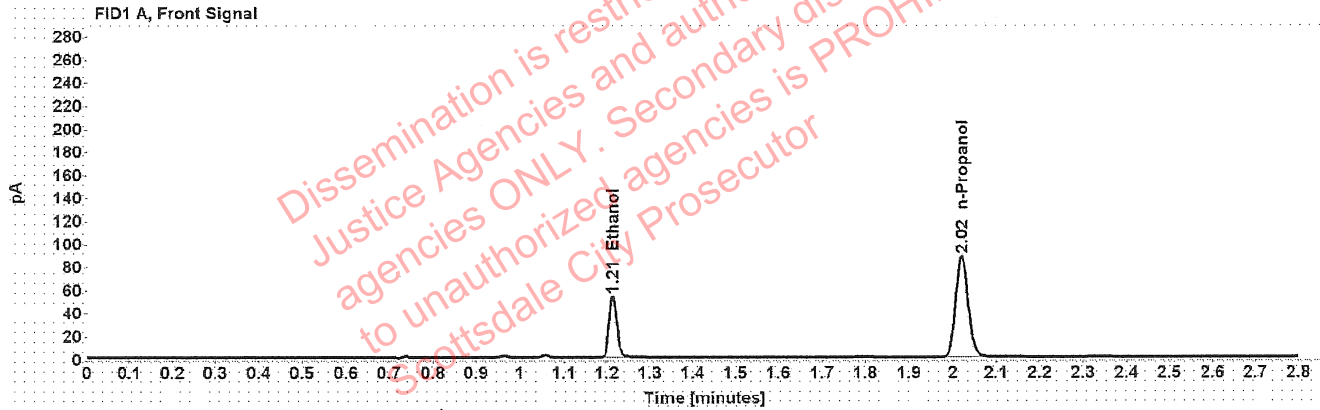


Table 1: FID 1 A (column DB-ALC1)

Compound	Amount (g/100mL)	Time (min)	Peak Area
>Ethanol	0.1066	1.213	67.886
n-Propanol	-----	2.020	174.685

Table 2: FID 2 B (column DB-ALC2)

Compound	Time (min)	Peak Area
Ethanol	1.377	86.492
n-Propanol	2.472	223.465

Scottsdale Police Department Crime Lab Volatiles Analysis

Sample:	1417867	Vial:	37
Description:	[REDACTED]	LIMS ID:	[REDACTED]
Method:	ethanol quant.M	Sequence:	19Apr22
Instrument:	US14173023 CN14160045	Injection date:	4/19/2022 2:06:59 PM
Data file:	C:\Chem32\1\Data\19Apr22\37.D	Analyst:	Brooke

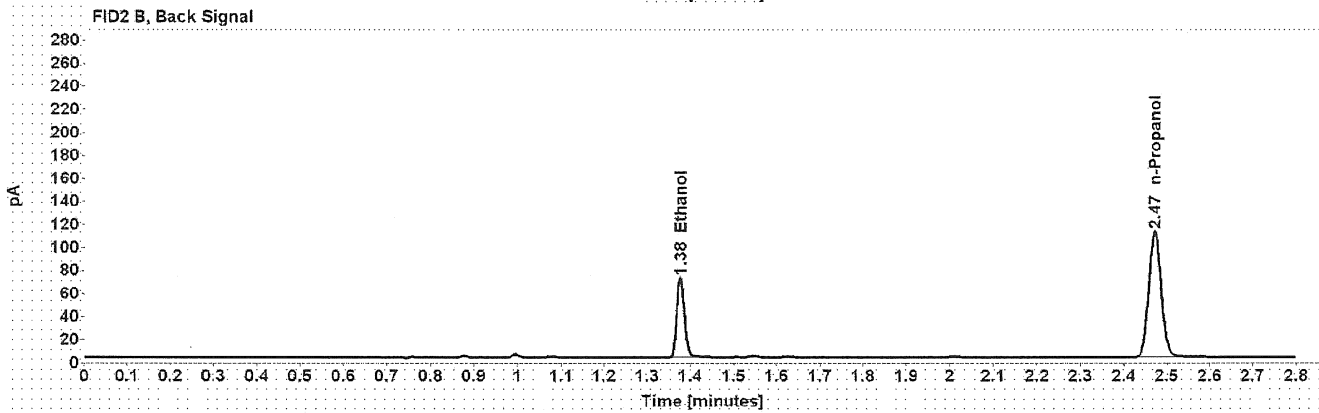
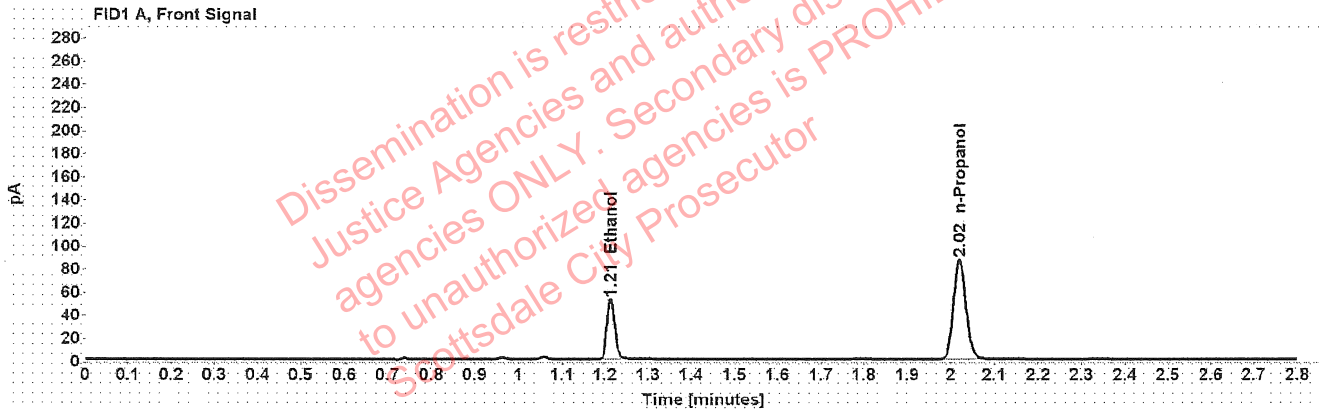


Table 1: FID 1 A (column DB-ALC1)

Compound	Amount (g/100mL)	Time (min)	Peak Area
>Ethanol	0.1060	1.213	66.552
n-Propanol	-----	2.020	172.269

Table 2: FID 2 B (column DB-ALC2)

Compound	Time (min)	Peak Area
Ethanol	1.377	84.535
n-Propanol	2.472	220.117

Scottsdale Police Department Crime Lab Volatiles Analysis

Sample:	1417996	Vial:	38
Description:	██████████	LIMS ID:	██████████
Method:	ethanol quant.M	Sequence:	19Apr22
Instrument:	US14173023 CN14160045	Injection date:	4/19/2022 2:10:59 PM
Data file:	C:\Chem32\1\Data\19Apr22\38.D	Analyst:	Brooke

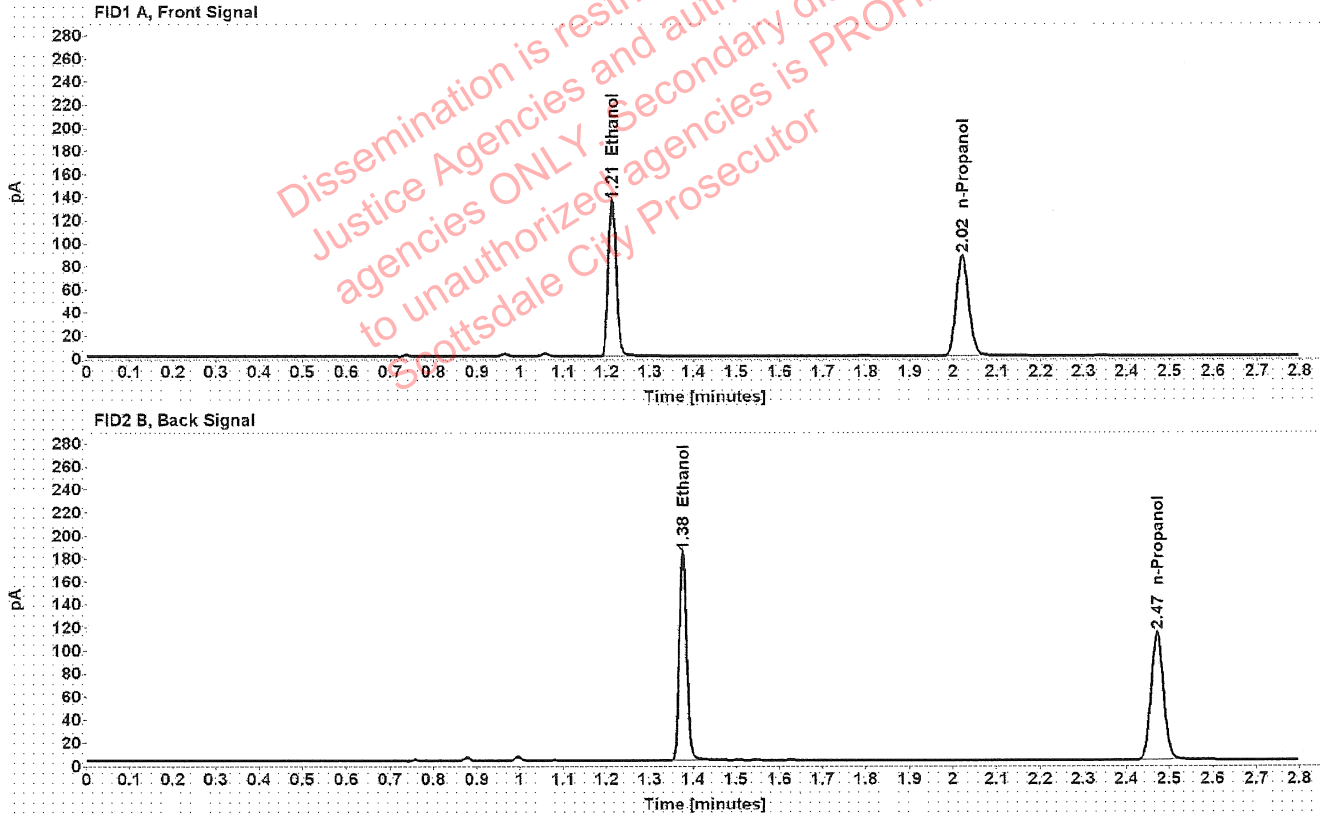


Table 1: FID 1 A (column DB-ALC1)

Compound	Amount (g/100mL)	Time (min)	Peak Area
>Ethanol	0.2688	1.212	172.119
n-Propanol	-----	2.020	174.368

Table 2: FID 2 B (column DB-ALC2)

Compound	Time (min)	Peak Area
Ethanol	1.377	221.499
n-Propanol	2.472	222.255

Scottsdale Police Department Crime Lab Volatiles Analysis

Sample:	1417996	Vial:	39
Description:	██████████	LIMS ID:	██████████
Method:	ethanol quant.M	Sequence:	19Apr22
Instrument:	US14173023 CN14160045	Injection date:	4/19/2022 2:14:58 PM
Data file:	C:\Chem32\1\Data\19Apr22\39.D	Analyst:	Brooke

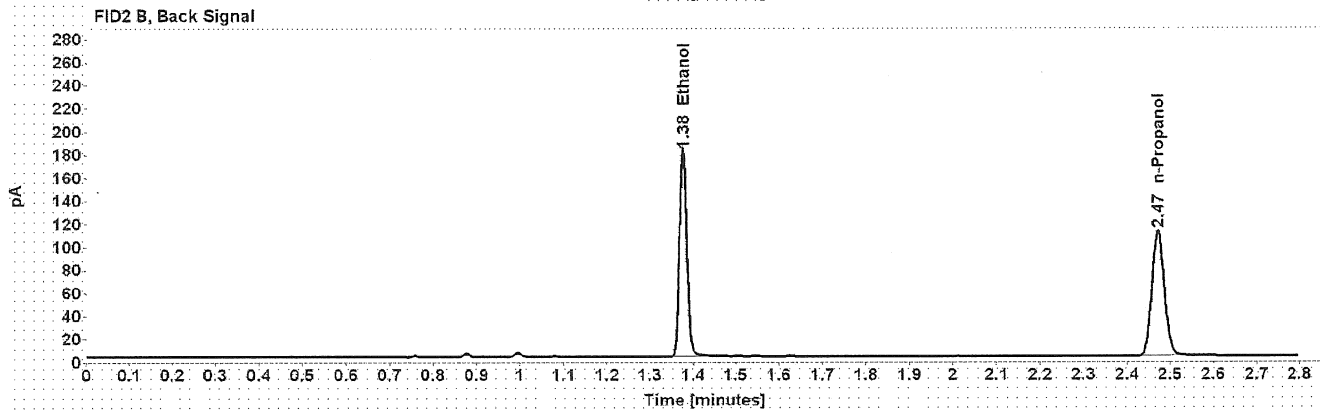
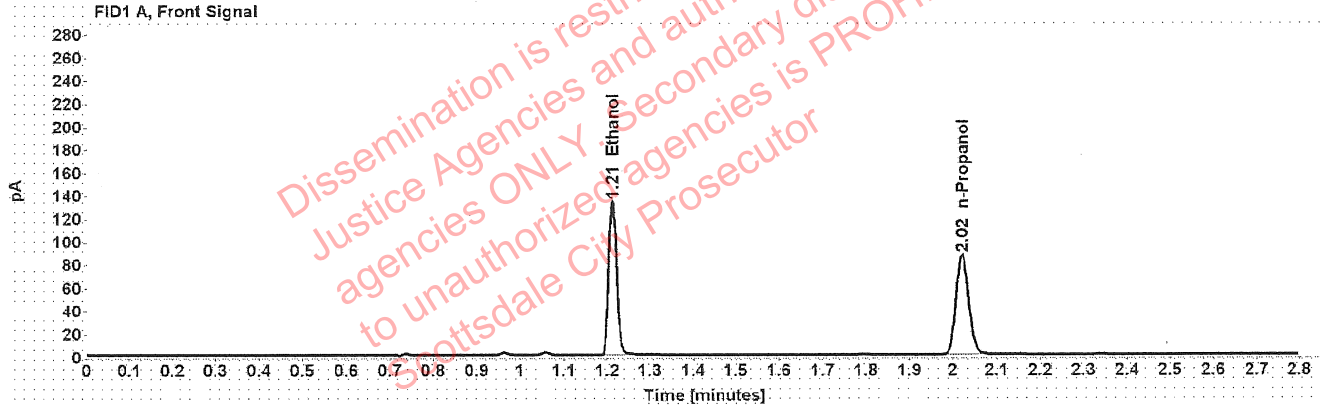


Table 1: FID 1 A (column DB-ALC1)

Compound	Amount (g/100mL)	Time (min)	Peak Area
>Ethanol	0.2683	1.212	170.154
n-Propanol	-----	2.020	172.732

Table 2: FID 2 B (column DB-ALC2)

Compound	Time (min)	Peak Area
Ethanol	1.376	217.999
n-Propanol	2.472	220.269

Scottsdale Police Department Crime Lab Volatiles Analysis

Sample:	1417932	Vial:	40
Description:	██████████	LIMS ID:	██████████
Method:	ethanol quant.M	Sequence:	19Apr22
Instrument:	US14173023 CN14160045	Injection date:	4/19/2022 2:18:59 PM
Data file:	C:\Chem32\1\Data\19Apr22\40.D	Analyst:	Brooke

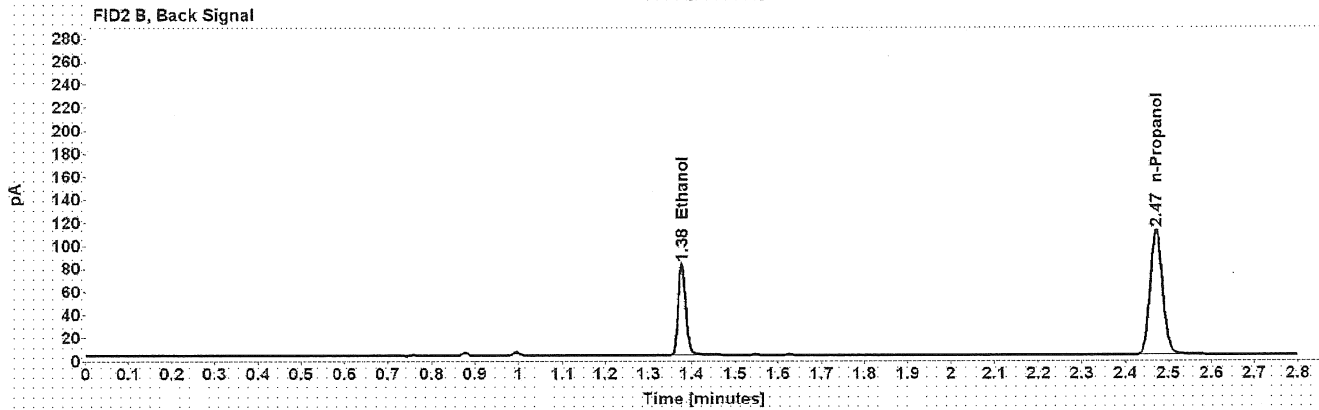
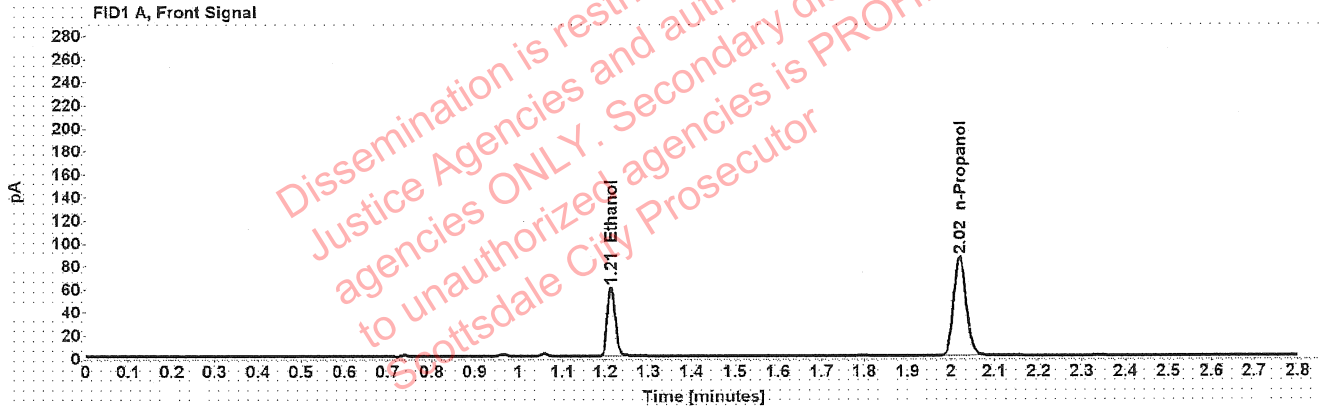


Table 1: FID 1 A (column DB-ALC1)

Compound	Amount (g/100mL)	Time (min)	Peak Area
>Ethanol	0.1215	1.213	76.139
n-Propanol	-----	2.020	171.653

Table 2: FID 2 B (column DB-ALC2)

Compound	Time (min)	Peak Area
Ethanol	1.377	97.077
n-Propanol	2.472	218.958

[REDACTED] : Brooke, Phillip - (20-Apr-2022)

Case: [REDACTED] User: pbrooke 4/20/2022

Scottsdale Police Department Crime Lab Volatiles Analysis

Sample:	1417932	Vial:	41
Description:	[REDACTED]	LIMS ID:	[REDACTED]
Method:	ethanol quant.M	Sequence:	19Apr22
Instrument:	US14173023 CN14160045	Injection date:	4/19/2022 2:22:58 PM
Data file:	C:\Chem32\1\Data\19Apr22\41.D	Analyst:	Brooke

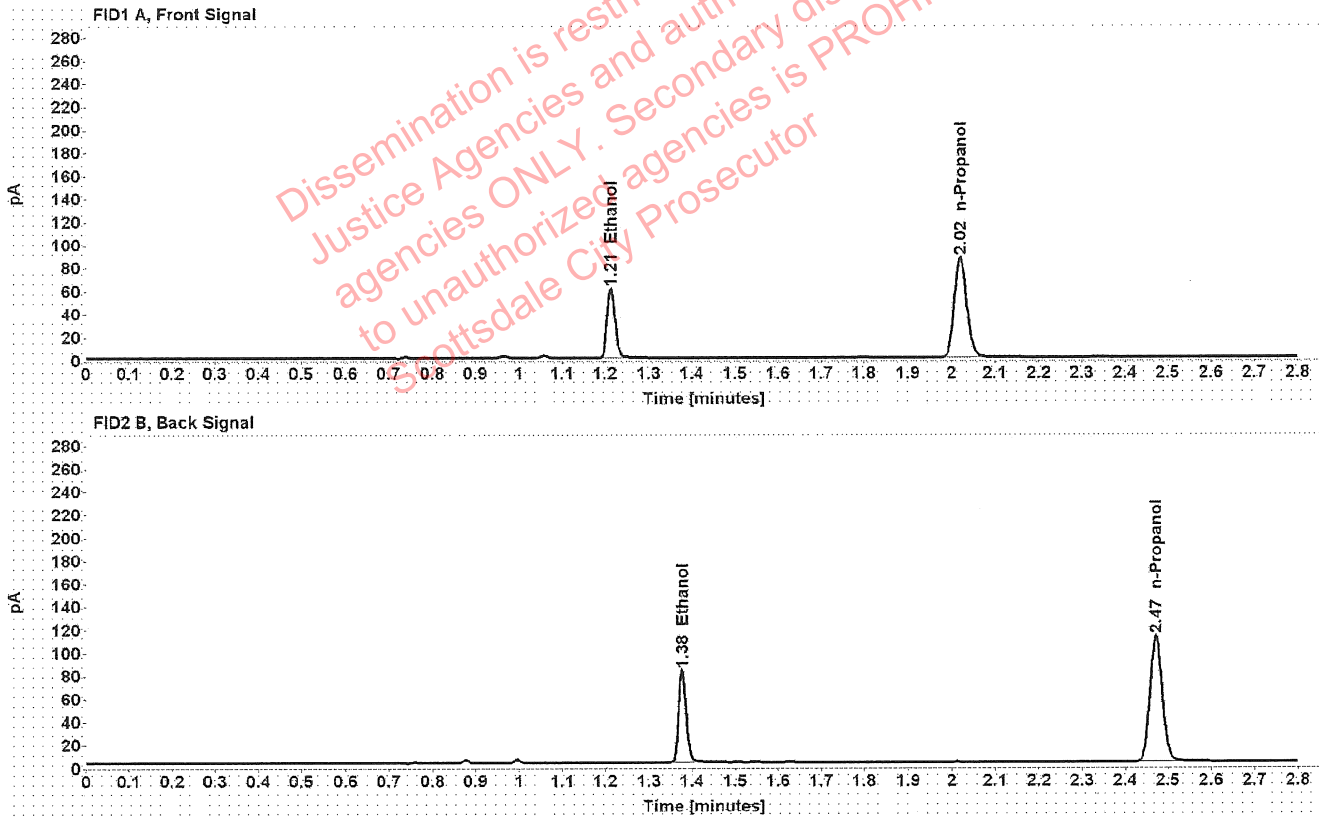


Table 1: FID 1 A (column DB-ALC1)

Compound	Amount (g/100mL)	Time (min)	Peak Area
>Ethanol	0.1215	1.213	76.556
n-Propanol	-----	2.021	172.606

Table 2: FID 2 B (column DB-ALC2)

Compound	Time (min)	Peak Area
Ethanol	1.377	97.696
n-Propanol	2.472	220.464

Scottsdale Police Department Crime Lab Volatiles Analysis

Sample:	1417923	Vial:	43
Description:	[REDACTED]	LIMS ID:	[REDACTED]
Method:	ethanol quant.M	Sequence:	19Apr22
Instrument:	US14173023 CN14160045	Injection date:	4/19/2022 2:31:15 PM
Data file:	C:\Chem32\1\Data\19Apr22\43.D	Analyst:	Brooke

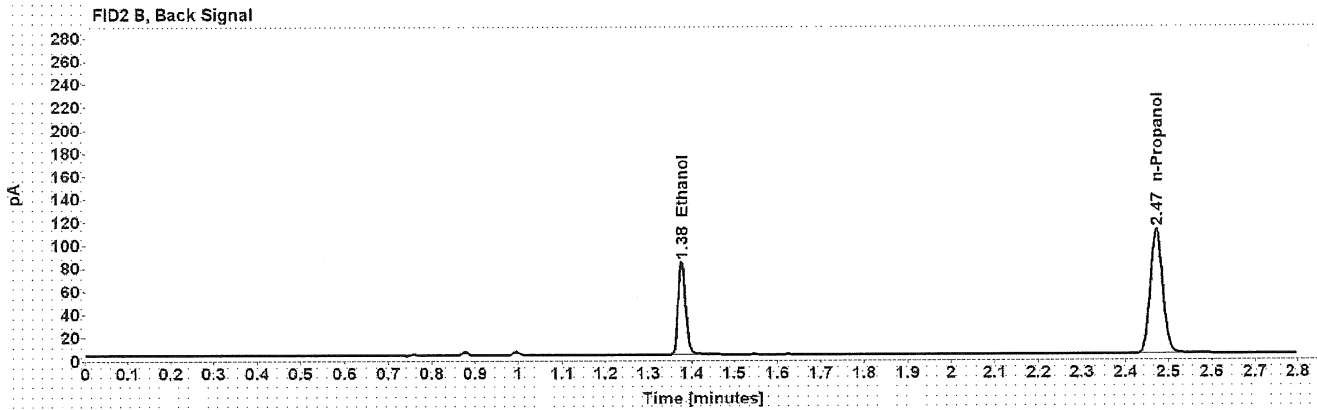
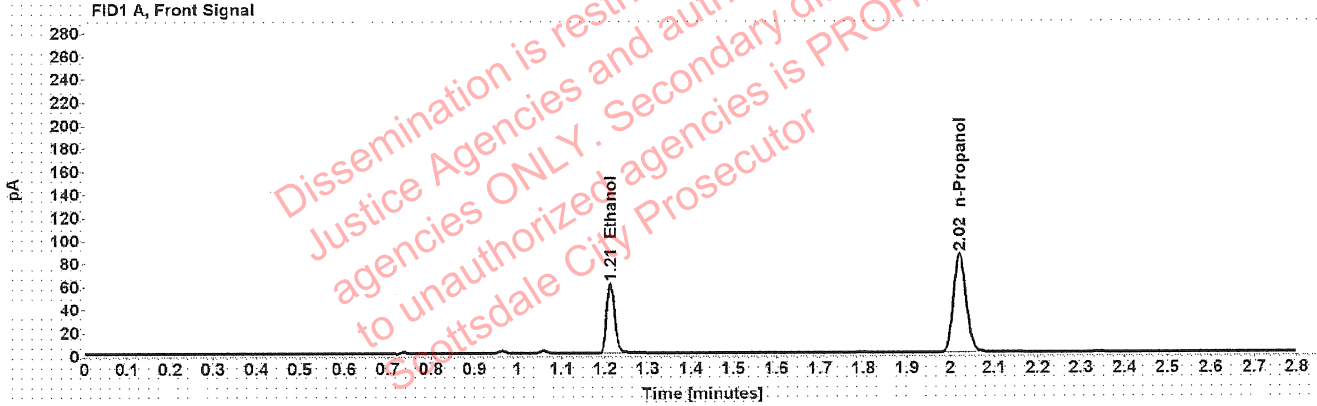


Table 1: FID 1 A (column DB-ALC1)

Compound	Amount (g/100mL)	Time (min)	Peak Area
>Ethanol	0.1232	1.213	76.901
n-Propanol	-----	2.021	170.921

Table 2: FID 2 B (column DB-ALC2)

Compound	Time (min)	Peak Area
Ethanol	1.377	98.124
n-Propanol	2.472	218.114

Scottsdale Police Department Crime Lab Volatiles Analysis

Sample:	1417923	Vial:	44
Description:	██████████	LIMS ID:	██████████
Method:	ethanol quant.M	Sequence:	19Apr22
Instrument:	US14173023 CN14160045	Injection date:	4/19/2022 2:35:13 PM
Data file:	C:\Chem32\1\Data\19Apr22\44.D	Analyst:	Brooke

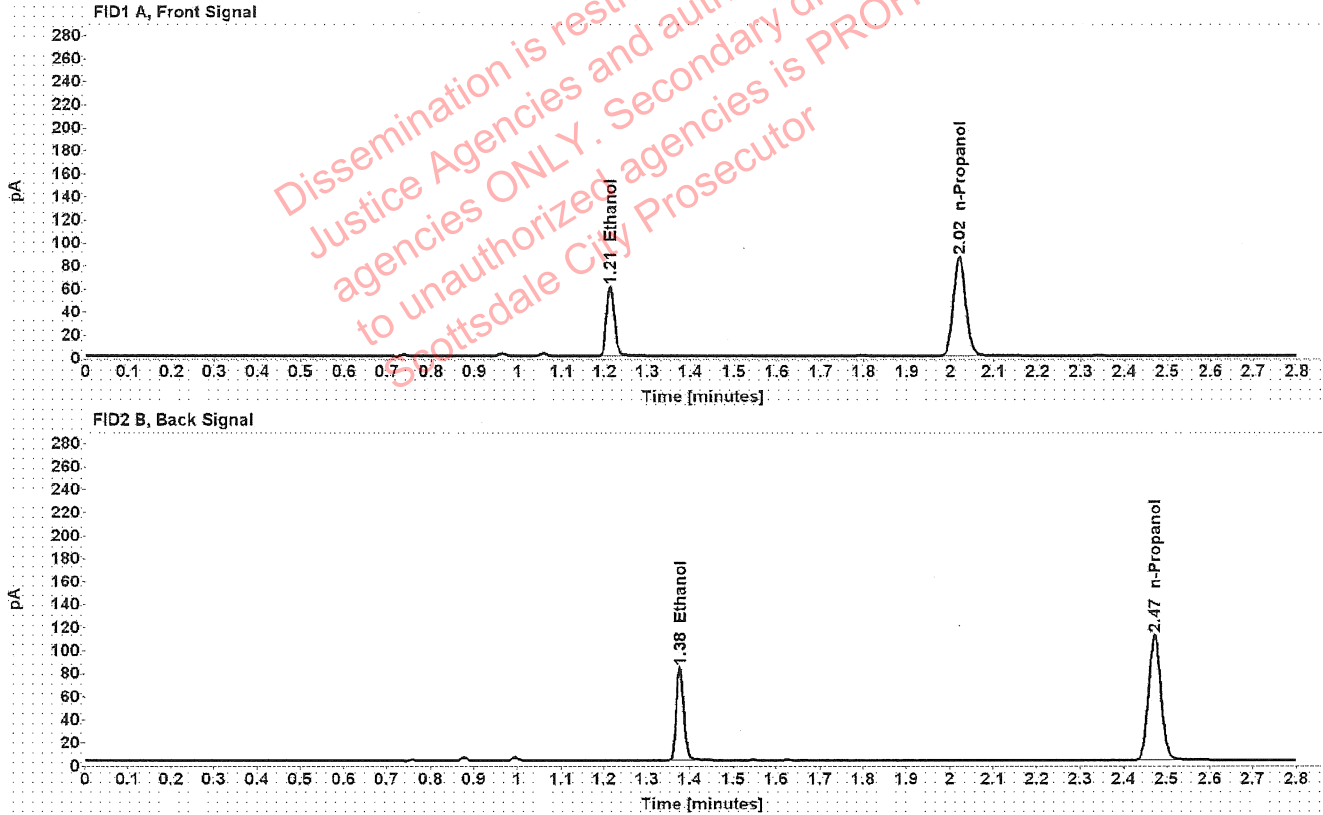


Table 1: FID 1 A (column DB-ALC1)

Compound	Amount (g/100mL)	Time (min)	Peak Area
>Ethanol	0.1226	1.213	76.786
n-Propanol	-----	2.021	171.522

Table 2: FID 2 B (column DB-ALC2)

Compound	Time (min)	Peak Area
Ethanol	1.377	98.089
n-Propanol	2.472	218.663

[REDACTED]: Brooke, Phillip - (20-Apr-2022)

Case: [REDACTED] User: pbrooke 4/20/2022

Scottsdale Police Department Crime Lab Volatiles Analysis

Sample:	1411963	Vial:	45
Description:	[REDACTED]	LIMS ID:	[REDACTED]
Method:	ethanol quant.M	Sequence:	19Apr22
Instrument:	US14173023 CN14160045	Injection date:	4/19/2022 2:39:15 PM
Data file:	C:\Chem32\1\Data\19Apr22\45.D	Analyst:	Brooke

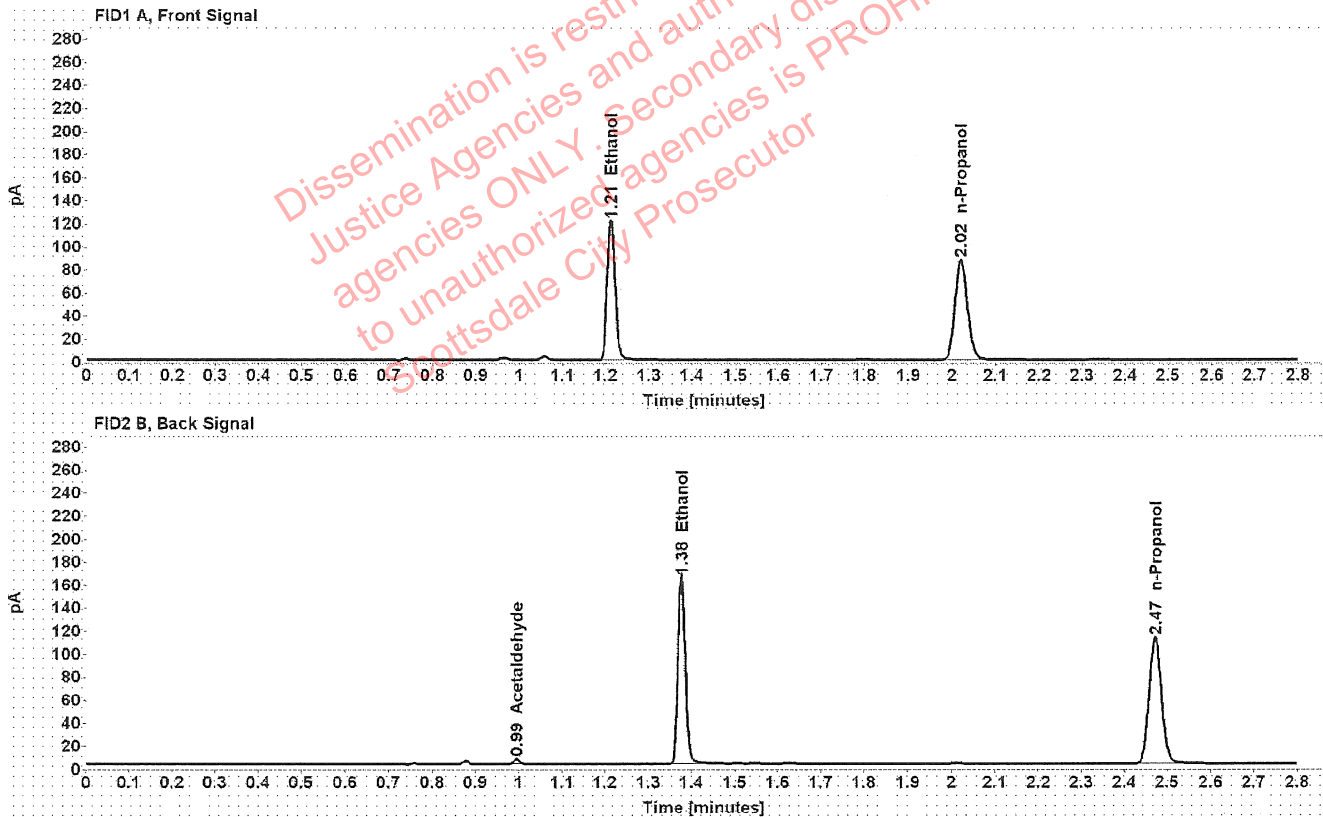


Table 1: FID 1 A (column DB-ALC1)

Compound	Amount (g/100mL)	Time (min)	Peak Area
>Ethanol	0.2428	1.212	154.218
n-Propanol	-----	2.021	173.073

Table 2: FID 2 B (column DB-ALC2)

Compound	Time (min)	Peak Area
Acetaldehyde	0.995	4.203
Ethanol	1.377	197.087
n-Propanol	2.472	221.311

Scottsdale Police Department Crime Lab Volatiles Analysis

Sample:	1411963	Vial:	46
Description:	[REDACTED]	LIMS ID:	[REDACTED]
Method:	ethanol quant.M	Sequence:	19Apr22
Instrument:	US14173023 CN14160045	Injection date:	4/19/2022 2:43:13 PM
Data file:	C:\Chem32\1\Data\19Apr22\46.D	Analyst:	Brooke

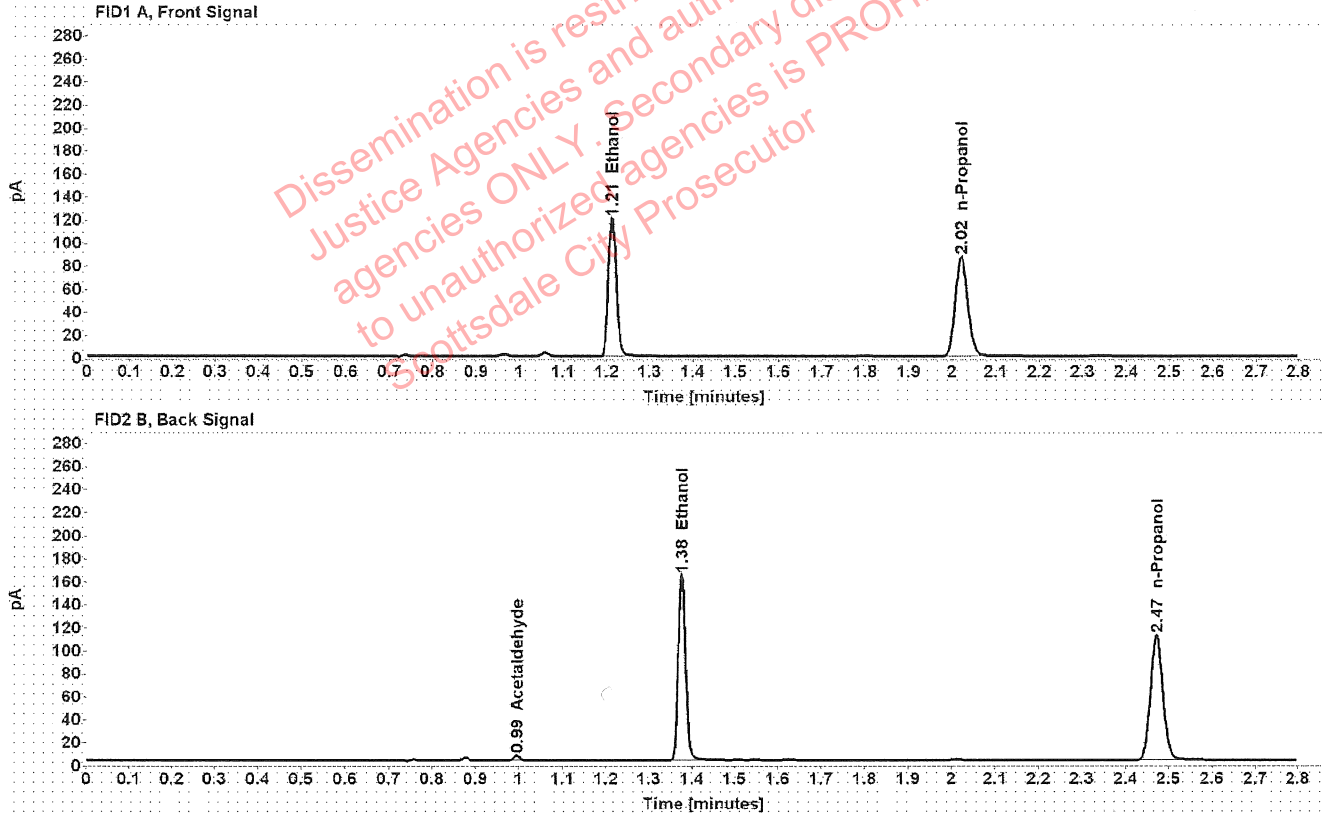


Table 1: FID 1 A (column DB-ALC1)

Compound	Amount (g/100mL)	Time (min)	Peak Area
>Ethanol	0.2424	1.212	153.249
n-Propanol	-----	2.021	172.294

Table 2: FID 2 B (column DB-ALC2)

Compound	Time (min)	Peak Area
Acetaldehyde	0.995	4.287
Ethanol	1.377	195.833
n-Propanol	2.472	220.272

Scottsdale Police Department Crime Lab Volatiles Analysis

Sample:	1418009	Vial:	47
Description:	[REDACTED]	LIMS ID:	[REDACTED]
Method:	ethanol quant.M	Sequence:	19Apr22
Instrument:	US14173023 CN14160045	Injection date:	4/19/2022 2:47:14 PM
Data file:	C:\Chem32\1\Data\19Apr22\47.D	Analyst:	Brooke

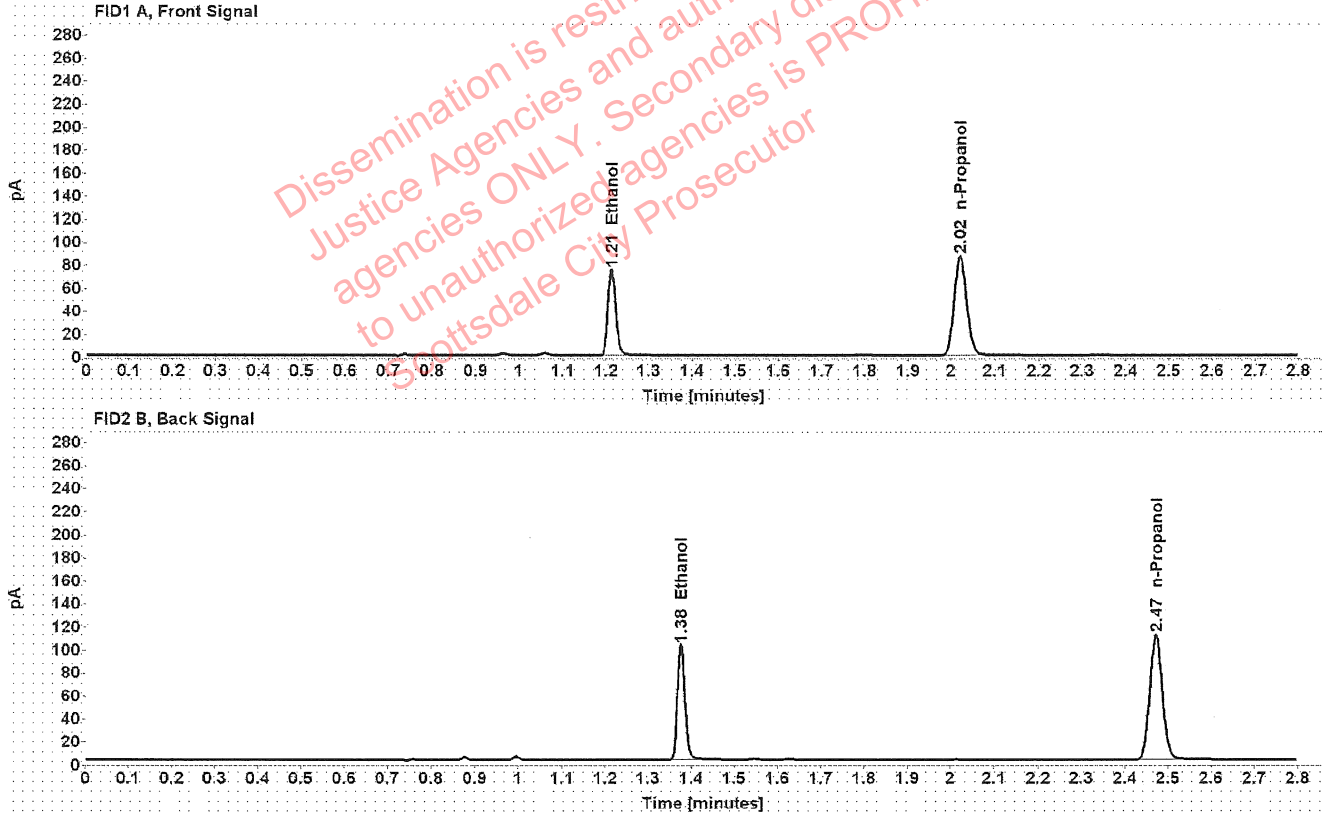


Table 1: FID 1 A (column DB-ALC1)

Compound	Amount (g/100mL)	Time (min)	Peak Area
>Ethanol	0.1514	1.213	95.251
n-Propanol	-----	2.021	171.959

Table 2: FID 2 B (column DB-ALC2)

Compound	Time (min)	Peak Area
Ethanol	1.377	121.786
n-Propanol	2.472	219.279

[REDACTED]: Brooke, Phillip - (20-Apr-2022)

Case: [REDACTED] User: pbrooke 4/20/2022

Scottsdale Police Department Crime Lab Volatiles Analysis

Sample:	1418009	Vial:	48
Description:	[REDACTED]	LIMS ID:	[REDACTED]
Method:	ethanol quant.M	Sequence:	19Apr22
Instrument:	US14173023 CN14160045	Injection date:	4/19/2022 2:51:14 PM
Data file:	C:\Chem32\1\Data\19Apr22\48.D	Analyst:	Brooke

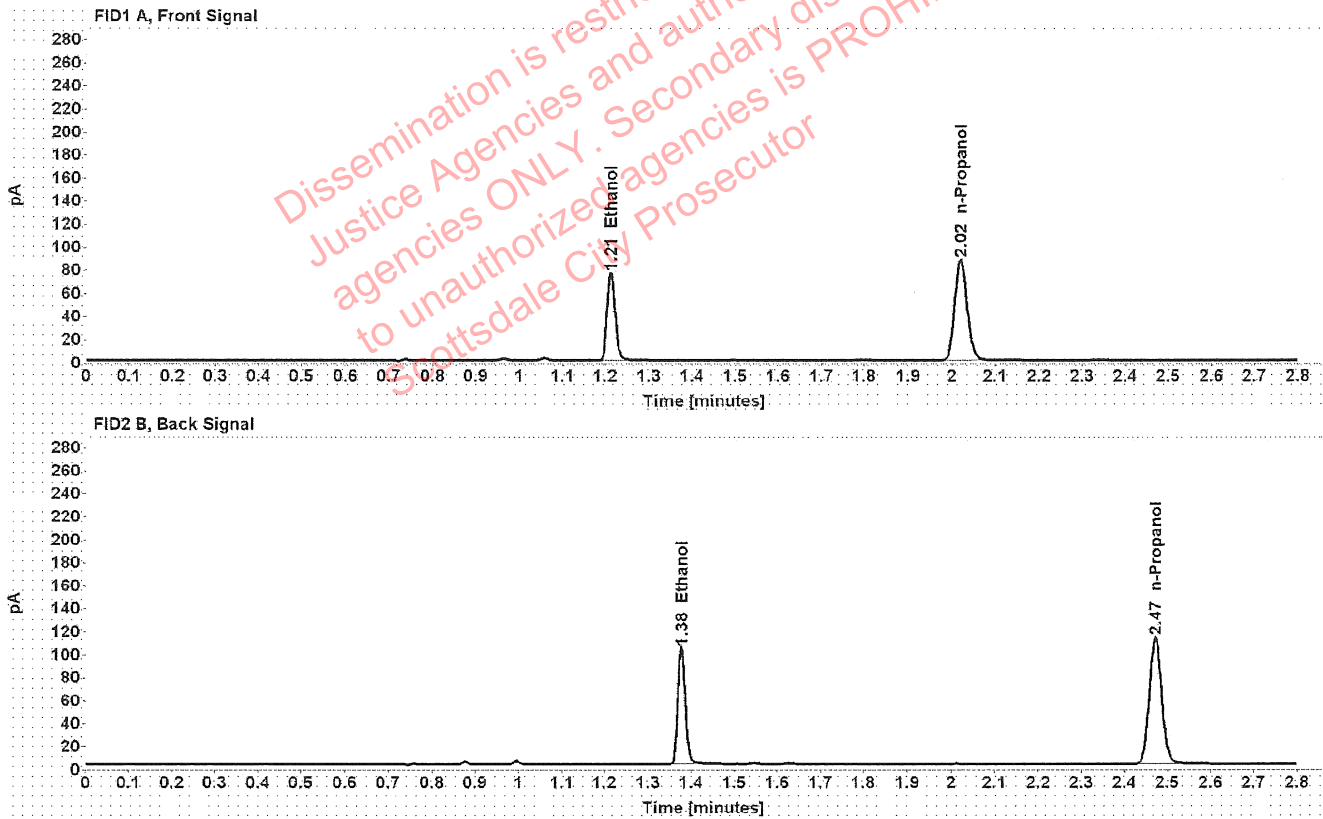


Table 1: FID 1 A (column DB-ALC1)

Compound	Amount (g/100mL)	Time (min)	Peak Area
>Ethanol	0.1520	1.213	96.560
n-Propanol	-----	2.020	173.637

Table 2: FID 2 B (column DB-ALC2)

Compound	Time (min)	Peak Area
Ethanol	1.377	123.338
n-Propanol	2.472	221.610

Scottsdale Police Department Crime Lab Volatiles Analysis

Sample: 1418336	Vial: 49
Description: [REDACTED]	LIMS ID: [REDACTED]
Method: ethanol quant.M	Sequence: 19Apr22
Instrument: US14173023 CN14160045	Injection date: 4/19/2022 2:55:29 PM
Data file: C:\Chem32\1\Data\19Apr22\49.D	Analyst: Brooke

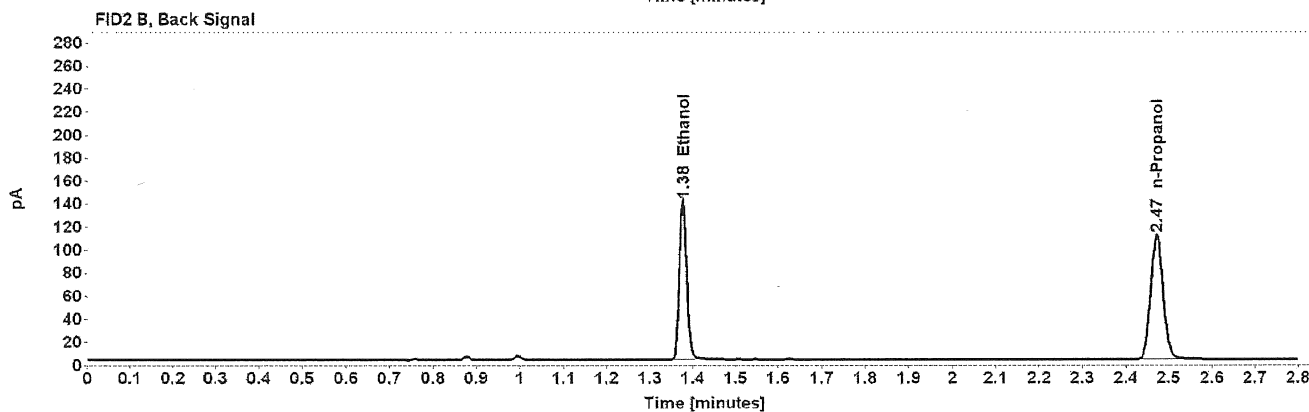
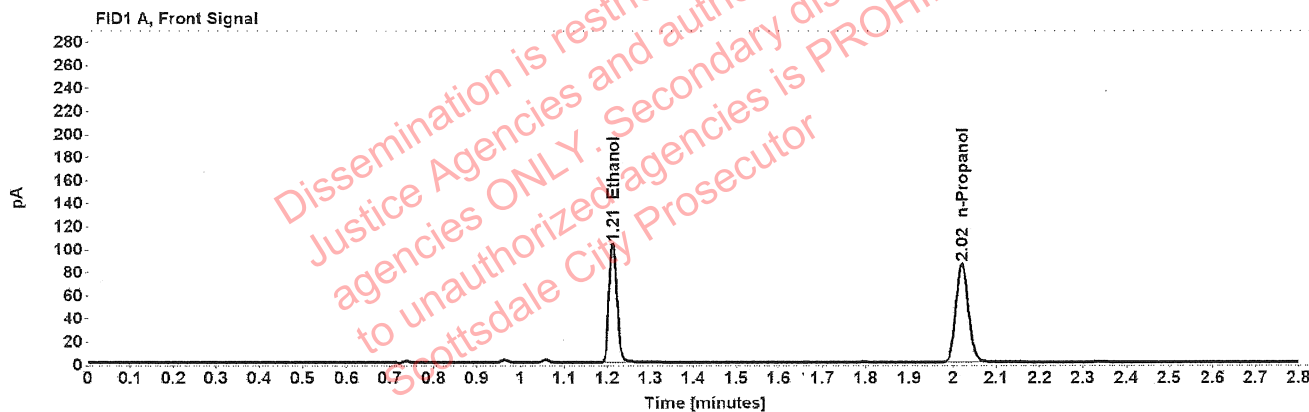


Table 1: FID 1 A (column DB-ALC1)

Compound	Amount (g/100mL)	Time (min)	Peak Area
>Ethanol	0.2101	1.212	131.367
n-Propanol	-----	2.020	170.557

Table 2: FID 2 B (column DB-ALC2)

Compound	Time (min)	Peak Area
Ethanol	1.377	167.193
n-Propanol	2.472	217.765

Scottsdale Police Department Crime Lab Volatiles Analysis

Sample:	1418336	Vial:	50
Description:	[REDACTED]	LIMS ID:	[REDACTED]
Method:	ethanol quant.M	Sequence:	19Apr22
Instrument:	US14173023 CN14160045	Injection date:	4/19/2022 2:59:29 PM
Data file:	C:\Chem32\1\Data\19Apr22\50.D	Analyst:	Brooke

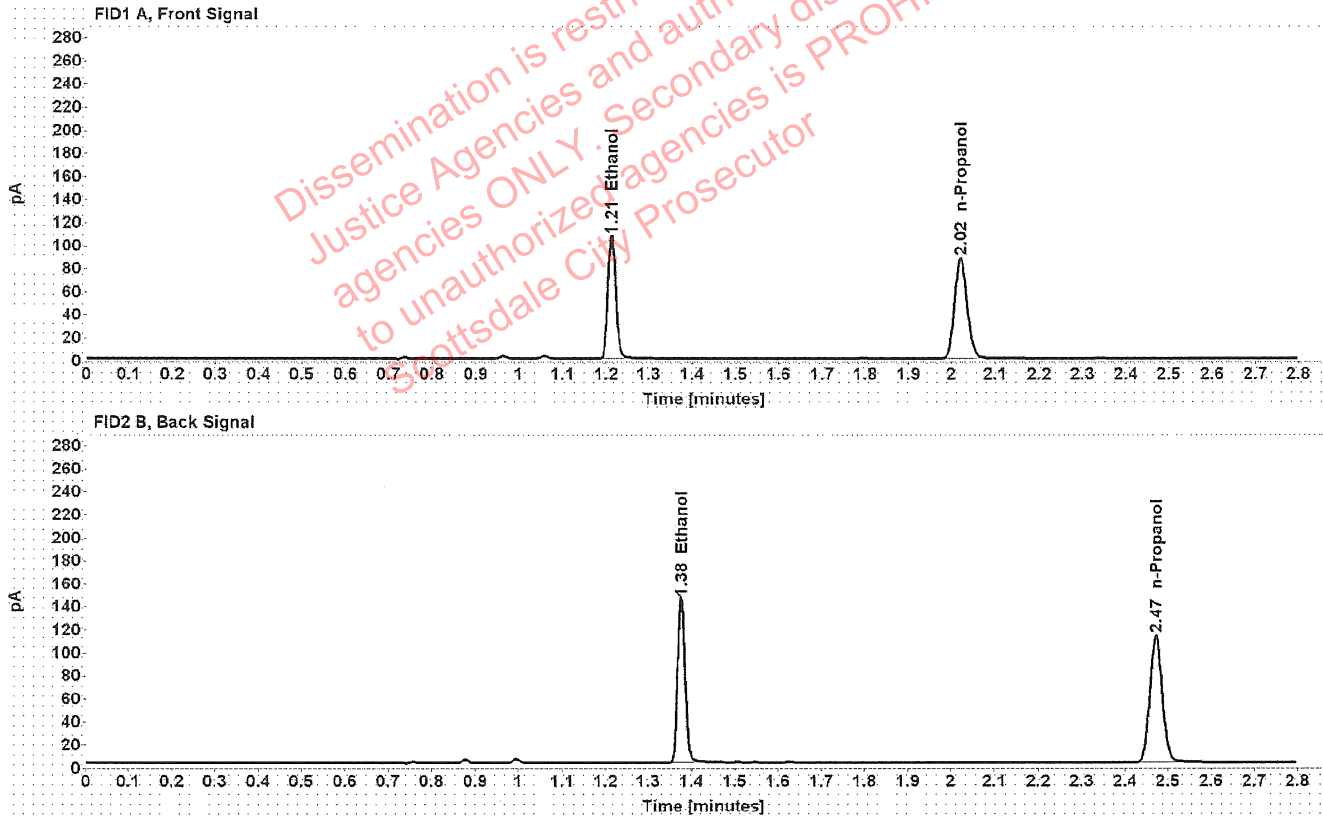


Table 1: FID 1 A (column DB-ALC1)

Compound	Amount (g/100mL)	Time (min)	Peak Area
>Ethanol	0.2128	1.212	135.999
n-Propanol	-----	2.020	174.309

Table 2: FID 2 B (column DB-ALC2)

Compound	Time (min)	Peak Area
Ethanol	1.377	173.880
n-Propanol	2.472	222.508

Scottsdale Police Department Crime Lab Volatiles Analysis

Sample:	1397421	Vial:	51
Description:	██████████	LIMS ID:	██████████
Method:	ethanol quant.M	Sequence:	19Apr22
Instrument:	US14173023 CN14160045	Injection date:	4/19/2022 3:03:28 PM
Data file:	C:\Chem32\1\Data\19Apr22\51.D	Analyst:	Brooke

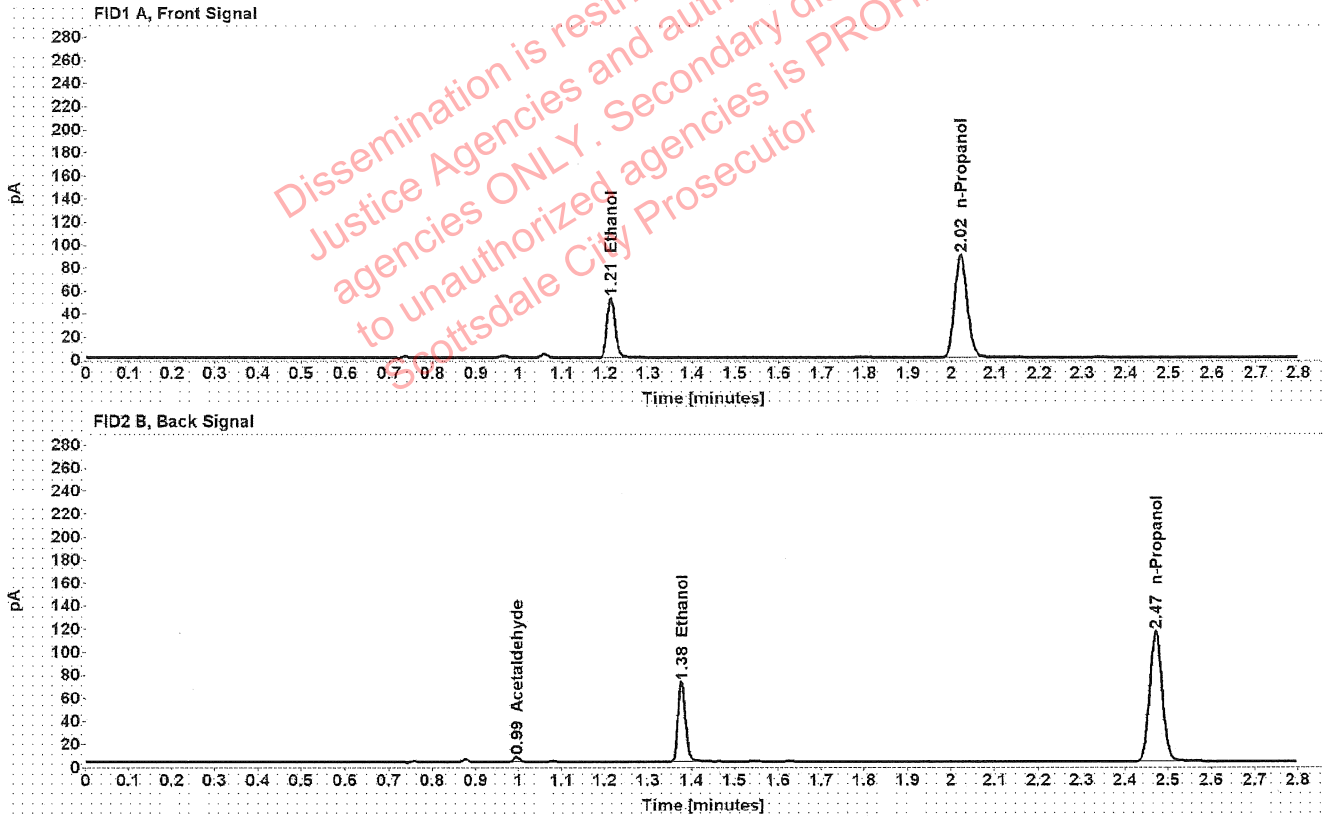


Table 1: FID 1 A (column DB-ALC1)

Compound	Amount (g/100mL)	Time (min)	Peak Area
>Ethanol	0.1024	1.213	66.652
n-Propanol	-----	2.020	178.593

Table 2: FID 2 B (column DB-ALC2)

Compound	Time (min)	Peak Area
Acetaldehyde	0.995	4.203
Ethanol	1.377	85.050
n-Propanol	2.472	228.217

Scottsdale Police Department Crime Lab Volatiles Analysis

Sample:	1397421	Vial:	52
Description:	[REDACTED]	LIMS ID:	[REDACTED]
Method:	ethanol quant.M	Sequence:	19Apr22
Instrument:	US14173023 CN14160045	Injection date:	4/19/2022 3:07:28 PM
Data file:	C:\Chem32\1\Data\19Apr22\52.D	Analyst:	Brooke

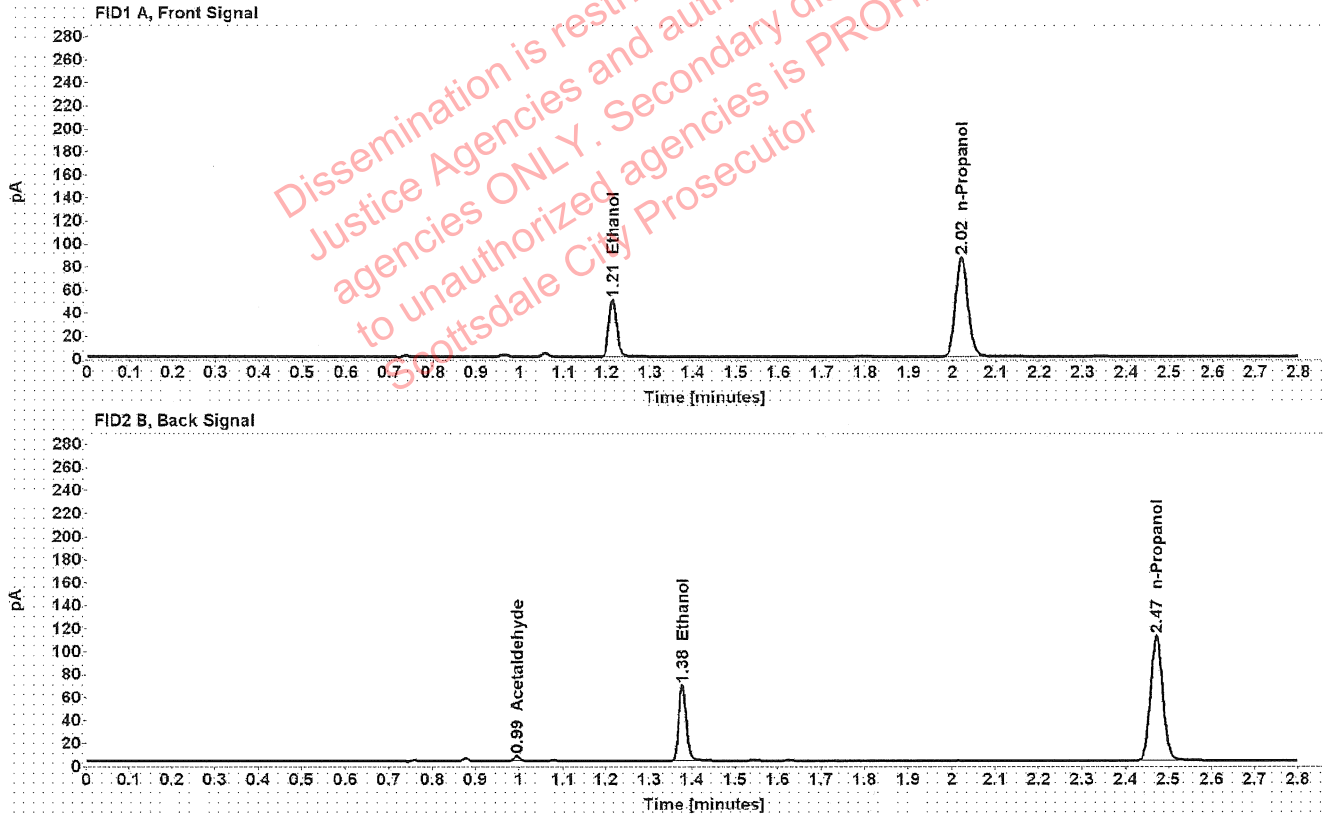


Table 1: FID 1 A (column DB-ALC1)

Compound	Amount (g/100mL)	Time (min)	Peak Area
>Ethanol	0.1016	1.213	63.683
n-Propanol	-----	2.021	172.070

Table 2: FID 2 B (column DB-ALC2)

Compound	Time (min)	Peak Area
Acetaldehyde	0.995	4.168
Ethanol	1.377	81.264
n-Propanol	2.472	219.672