

SCOTTSDALE POLICE DEPARTMENT CRIME LABORATORY BLOOD ALCOHOL FACE SHEET

ANALYSIS DATE 05/17/2022 SEQUENCE NAME 17May22

EQUIPMENT

Pipettor Hamilton ML600EH7497 Hamilton ML600GJ10749
 Gas Chromatograph Agilent US14173023

INSTRUMENT CALIBRATION

Vial 1 0.02 calibrator Lot FN06141806 Coefficient of determination (r²)
 Vial 2 0.10 calibrator Lot FN05311902 0.99997
 Vial 3 0.20 calibrator Lot FN05101903
 Vial 4 0.40 calibrator Lot FN10051906

CALIBRATION VERIFICATION AND RESOLUTION TEST

Vial	Sample	Expected result	Measured result	Manufacturer/lot
5	Blank	Not detected	Not detected	SPD lab 032922AQ
6	Volatiles mixture	6 compounds	6 compounds	SPD lab 050721MIX
7	Aqueous control	0.400 g/dL	0.405 g/dL	Lipomed 11092018-A
8	Aqueous control	0.040 g/dL	0.041 g/dL	Lipomed 14082019-B
9	Blood control	0.199 g/dL	0.205 g/dL	ACQ 4110320133/8
20	Aqueous control	0.080 g/dL	0.080 g/dL	Lipomed 20012020-B
31	Blood control	0.199 g/dL	0.203 g/dL	ACQ 4110320133/8
42	Aqueous control	0.080 g/dL	0.080 g/dL	Lipomed 20012020-B
53	Aqueous control	0.080 g/dL	0.081 g/dL	Lipomed 20012020-B
64	Aqueous control	0.400 g/dL	0.408 g/dL	Lipomed 11092018-A
65	Aqueous control	0.040 g/dL	0.041 g/dL	Lipomed 14082019-B
66	Blood control	0.199 g/dL	0.204 g/dL	ACQ 4110320133/8
67	Blank	Not detected	Not detected	SPD lab 101921WB

SUBJECT SAMPLES

Subjects in the sequence 21 Subjects requiring reanalysis 0

ADDITIONAL NOTES: All testing proceeded as expected. The run included four proficiency samples.

Run valid Run invalid Erika Canonico Analyst
 Run valid Run invalid Philip Brook Technical Reviewer

Scottsdale Police Department Crime Laboratory Sequence Quality Assurance Summary

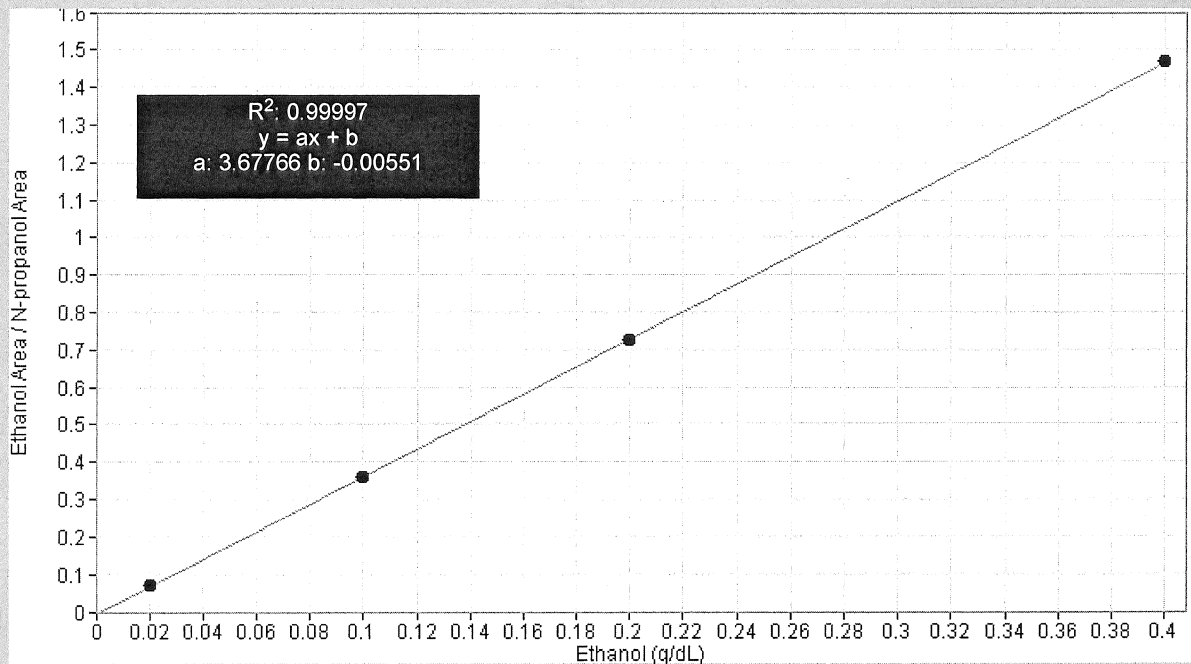
SEQUENCE NAME: 17May22

ANALYST: Canonico ec

Sample Name	Vial	Measured Value (g/dL)	Expected Value (g/dL)	Percent Difference	Absolute Difference (g/dL)
blank 032922AQ	5	negative	negative	-	-
0.400 11092018-A	7	0.405	0.400	1.25	0.005
0.040 14082019-B	8	0.041	0.040	2.50	0.001
0.199 4110320133/8	9	0.205	0.199	3.02	0.006
0.080 20012020-B	20	0.080	0.080	0.00	0.000
0.199 4110320133/8	31	0.203	0.199	2.01	0.004
0.080 20012020-B	42	0.080	0.080	0.00	0.000
0.080 20012020-B	53	0.081	0.080	1.25	0.001
0.400 11092018-A	64	0.408	0.400	2.00	0.008
0.040 14082019-B	65	0.041	0.040	2.50	0.001
0.199 4110320133/8	66	0.204	0.199	2.51	0.005
blank 101921WB	67	negative	negative	-	-

Calibrator	Ethanol Area	N-propanol Area	Ratio
0.020	11.623	163.885	0.071
0.100	58.580	162.203	0.361
0.200	118.903	163.730	0.726
0.400	240.312	163.746	1.468

Calibration Line



Scottsdale Police Department Crime Lab Volatiles Analysis

Sample: FN06141806	Vial: 1
Description: 0.020 calibrator	Sequence: 17May22
Method: ethanol quant.M	Injection date: 5/17/2022 2:06:17 PM
Instrument: US14173023 CN14160045	Analyst: Canonico EE
Data file: C:\Chem32\1\Data\17May22\1.D	

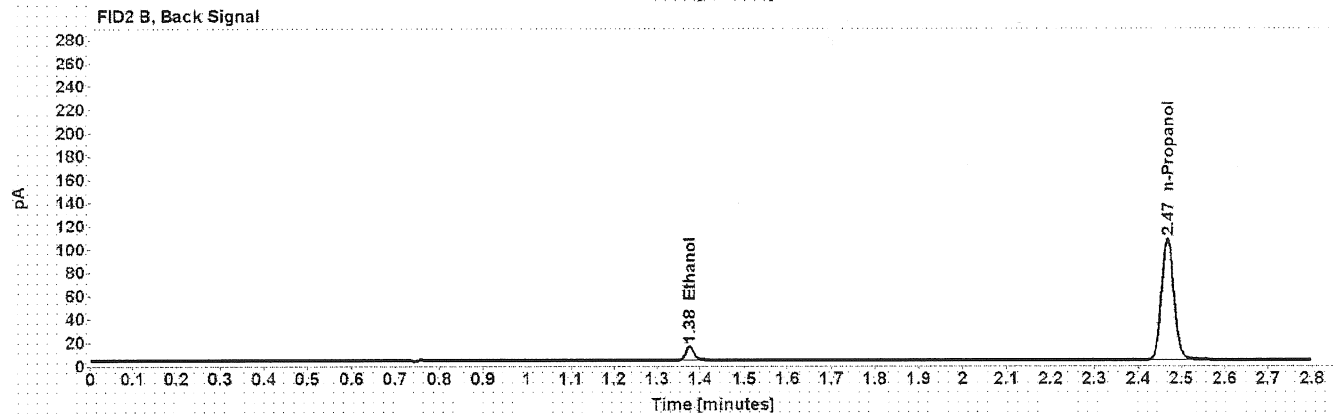


Table 1: FID 1 A (column DB-ALC1)

Compound	Time (min)	Peak Area
Ethanol	1.214	11.623
n-Propanol	2.018	163.885

Table 2: FID 2 B (column DB-ALC2)

Compound	Time (min)	Peak Area
Ethanol	1.376	14.732
n-Propanol	2.468	208.835

Scottsdale Police Department Crime Lab Volatiles Analysis

Sample: FN05311902	Vial: 2
Description: 0.100 calibrator	Sequence: 17May22
Method: ethanol quant.M	Injection date: 5/17/2022 2:10:17 PM
Instrument: US14173023 CN14160045	Analyst: Canonico ec
Data file: C:\Chem32\1\Data\17May22\2.D	

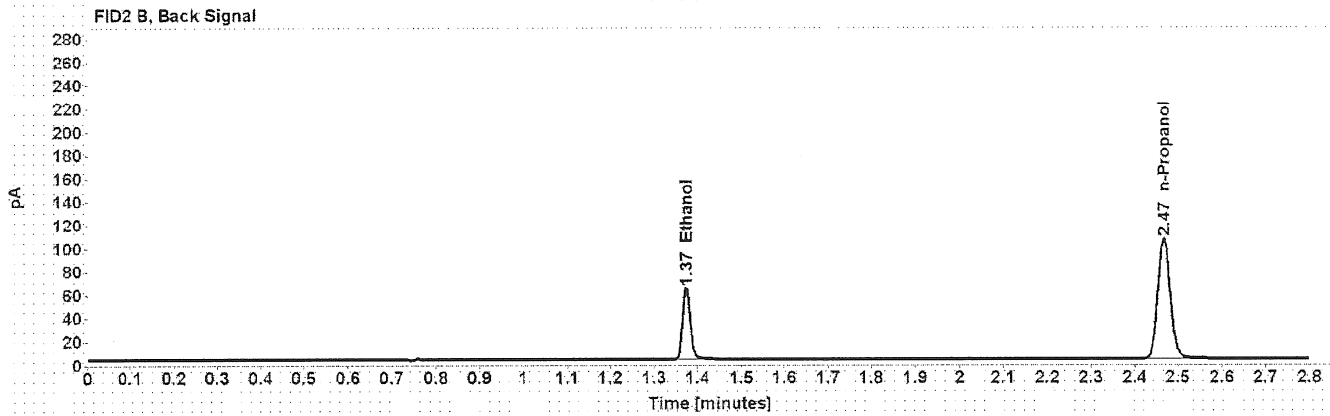
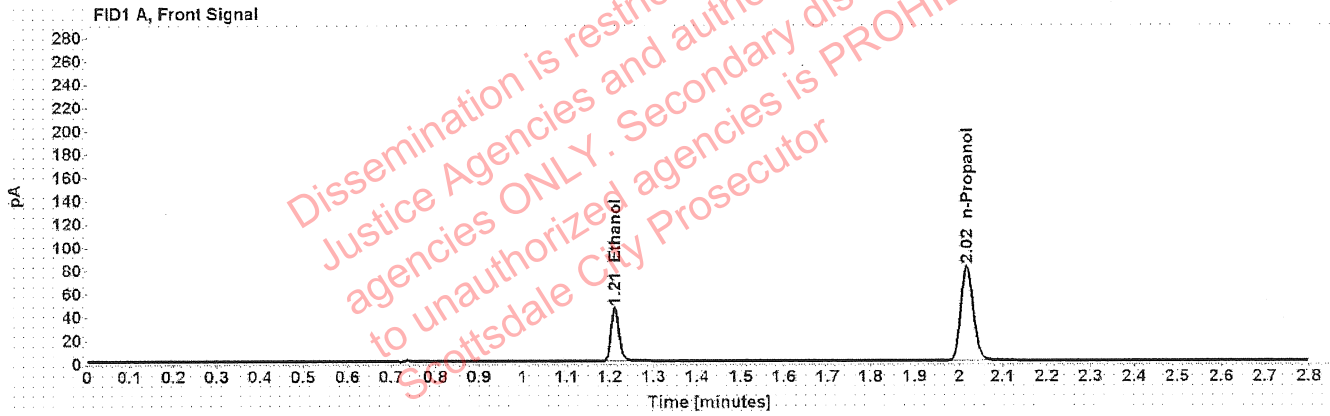


Table 1: FID 1 A (column DB-ALC1)

Compound	Time (min)	Peak Area
Ethanol	1.211	58.580
n-Propanol	2.018	162.203

Table 2: FID 2 B (column DB-ALC2)

Compound	Time (min)	Peak Area
Ethanol	1.374	74.945
n-Propanol	2.468	206.747

Scottsdale Police Department Crime Lab Volatiles Analysis

Sample: FN05101903	Vial: 3
Description: 0.200 calibrator	Sequence: 17May22
Method: ethanol quant.M	Injection date: 5/17/2022 2:14:17 PM
Instrument: US14173023 CN14160045	Analyst: Canonico ee
Data file: C:\Chem32\1\Data\17May22\3.D	

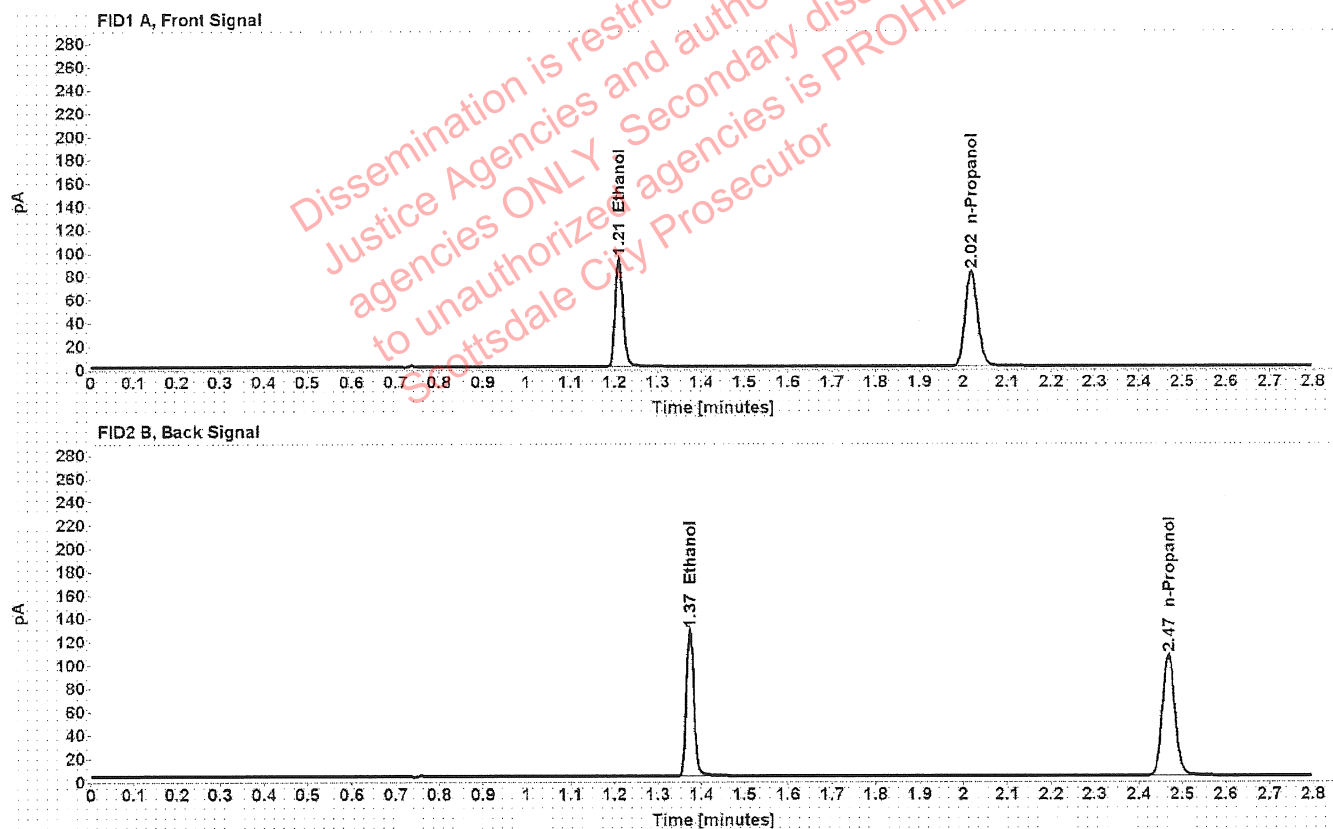


Table 1: FID 1 A (column DB-ALC1)

Compound	Time (min)	Peak Area
Ethanol	1.210	118.903
n-Propanol	2.018	163.730

Table 2: FID 2 B (column DB-ALC2)

Compound	Time (min)	Peak Area
Ethanol	1.373	151.996
n-Propanol	2.468	208.606

Scottsdale Police Department Crime Lab Volatiles Analysis

Sample: FN10051906	Vial: 4
Description: 0.400 calibrator	Sequence: 17May22
Method: ethanol quant.M	Injection date: 5/17/2022 2:18:17 PM
Instrument: US14173023 CN14160045	Analyst: Canonico ee
Data file: C:\Chem32\1\Data\17May22\4.D	

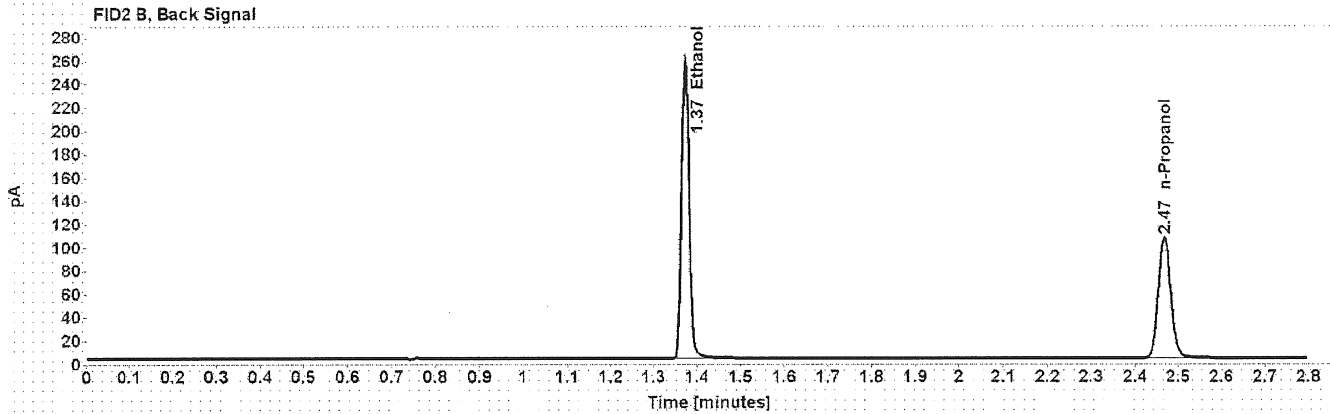
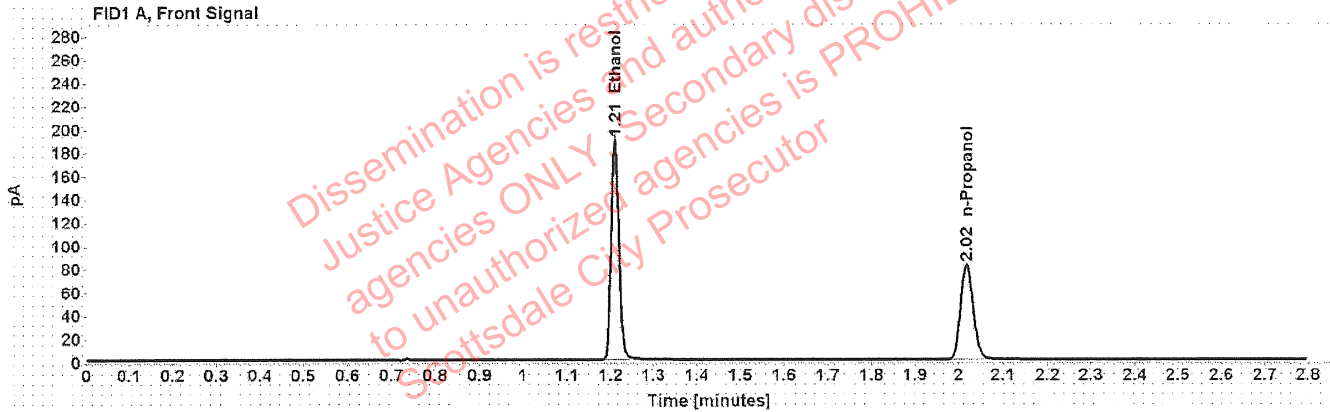


Table 1: FID 1 A (column DB-ALC1)

Compound	Time (min)	Peak Area
Ethanol	1.210	240.312
n-Propanol	2.018	163.746

Table 2: FID 2 B (column DB-ALC2)

Compound	Time (min)	Peak Area
Ethanol	1.374	307.692
n-Propanol	2.468	208.491

Scottsdale Police Department Crime Lab Volatiles Analysis

Sample:	032922AQ	Vial:	5
Description:	Negative	LIMS ID:	
Method:	ethanol quant.M	Sequence:	17May22
Instrument:	US14173023 CN14160045	Injection date:	5/17/2022 2:22:17 PM
Data file:	C:\Chem32\1\Data\17May22\5.D	Analyst:	Canonico EC

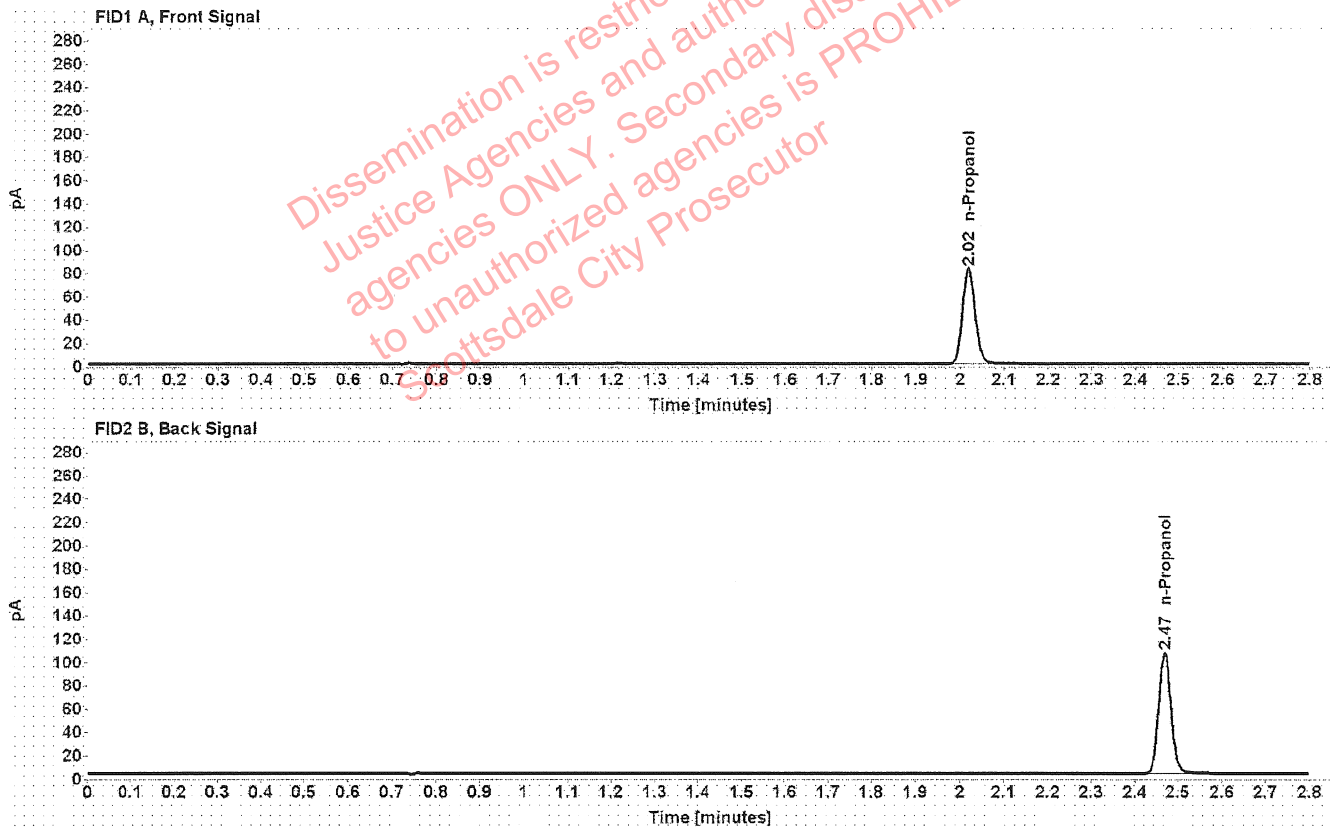


Table 1: FID 1 A (column DB-ALC1)

Compound	Amount (g/100mL)	Time (min)	Peak Area
n-Propanol	-----	2.019	164.472

Table 2: FID 2 B (column DB-ALC2)

Compound	Time (min)	Peak Area
n-Propanol	2.470	209.228

Scottsdale Police Department Crime Lab Volatiles Analysis

Sample:	050721MIX	Vial:	6
Description:	Volatiles mix	LIMS ID:	
Method:	ethanol quant.M	Sequence:	17May22
Instrument:	US14173023 CN14160045	Injection date:	5/17/2022 2:26:17 PM
Data file:	C:\Chem32\1\Data\17May22\6.D	Analyst:	Canonico <i>ee</i>

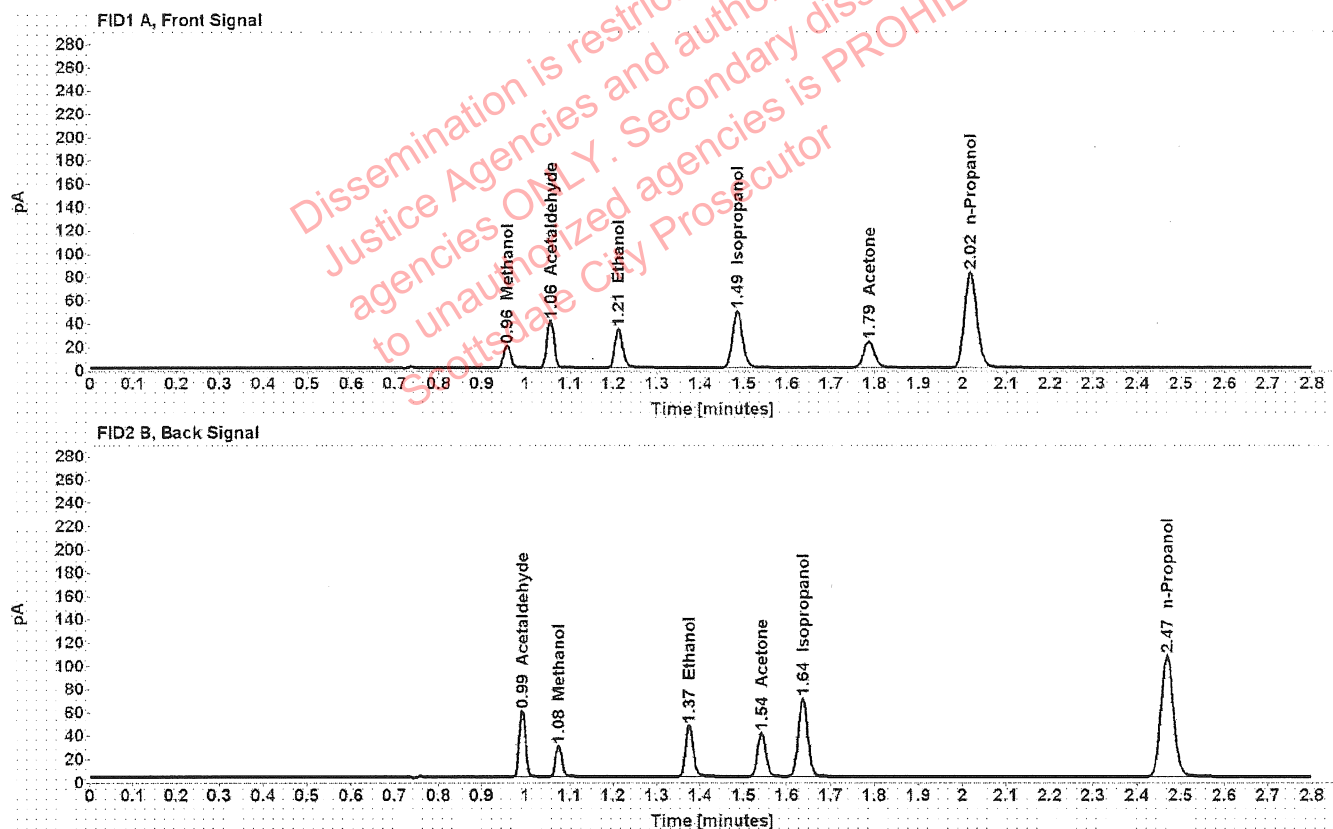


Table 1: FID 1 A (column DB-ALC1)

Compound	Amount (g/100mL)	Time (min)	Peak Area
Methanol	-----	0.958	21.461
Acetaldehyde	-----	1.056	44.507
>Ethanol	0.0721	1.212	42.576
Isopropanol	-----	1.485	78.303
Acetone	-----	1.786	38.877
n-Propanol	-----	2.018	163.940

Table 2: FID 2 B (column DB-ALC2)

Compound	Time (min)	Peak Area
Acetaldehyde	0.992	57.768
Methanol	1.075	27.994
Ethanol	1.375	54.318
Acetone	1.542	49.350
Isopropanol	1.636	101.301
n-Propanol	2.468	208.517

Scottsdale Police Department Crime Lab Volatiles Analysis

Sample:	11092018-A	Vial:	7
Description:	0.400	LIMS ID:	
Method:	ethanol quant.M	Sequence:	17May22
Instrument:	US14173023 CN14160045	Injection date:	5/17/2022 2:30:32 PM
Data file:	C:\Chem32\1\Data\17May22\7.D	Analyst:	Canonico ee

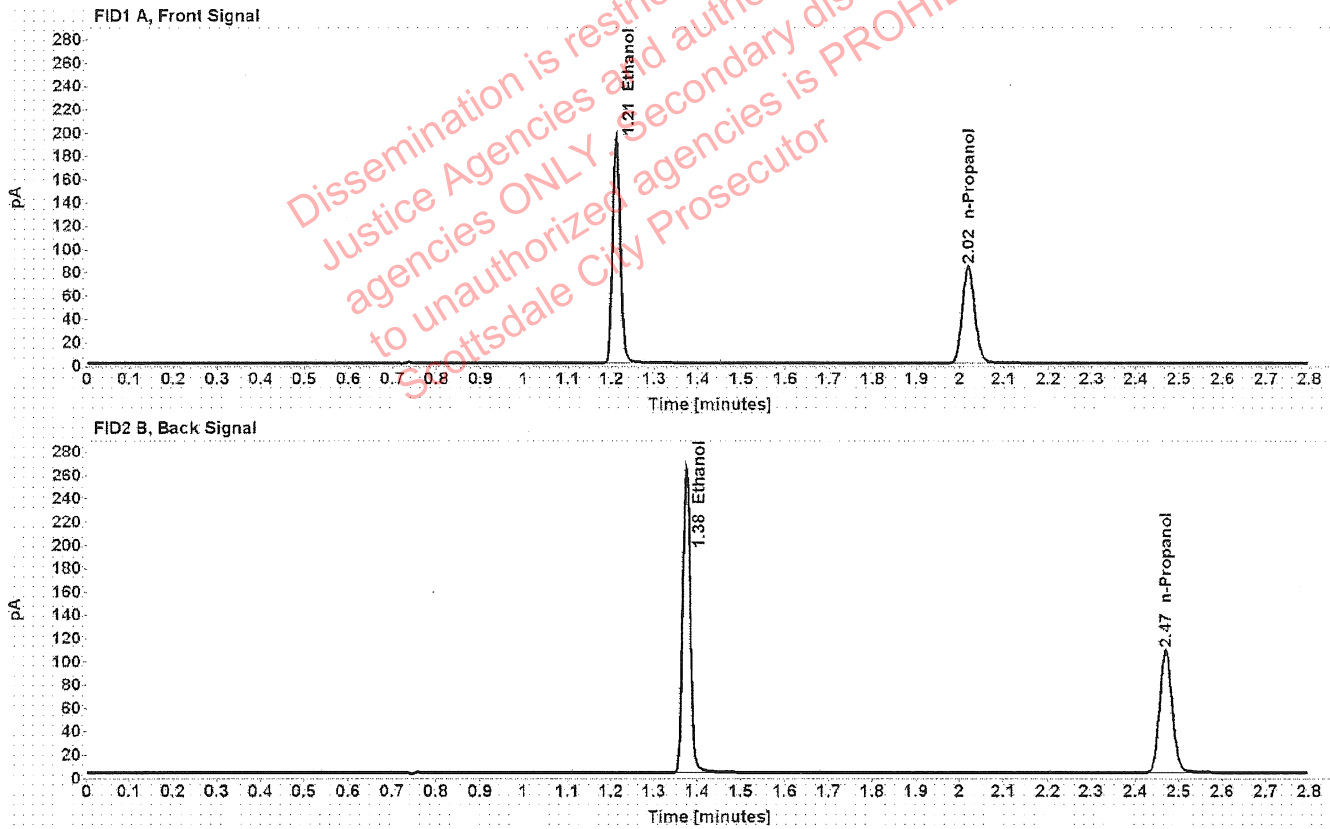


Table 1: FID 1 A (column DB-ALC1)

Compound	Amount (g/100mL)	Time (min)	Peak Area
>Ethanol	0.4054	1.211	247.545
n-Propanol	-----	2.019	166.638

Table 2: FID 2 B (column DB-ALC2)

Compound	Time (min)	Peak Area
Ethanol	1.376	316.909
n-Propanol	2.470	211.877

Scottsdale Police Department Crime Lab Volatiles Analysis

Sample:	14082019-B	Vial:	8
Description:	0.040	LIMS ID:	
Method:	ethanol quant.M	Sequence:	17May22
Instrument:	US14173023 CN14160045	Injection date:	5/17/2022 2:34:32 PM
Data file:	C:\Chem32\1\Data\17May22\8.D	Analyst:	Canonico <i>ec</i>

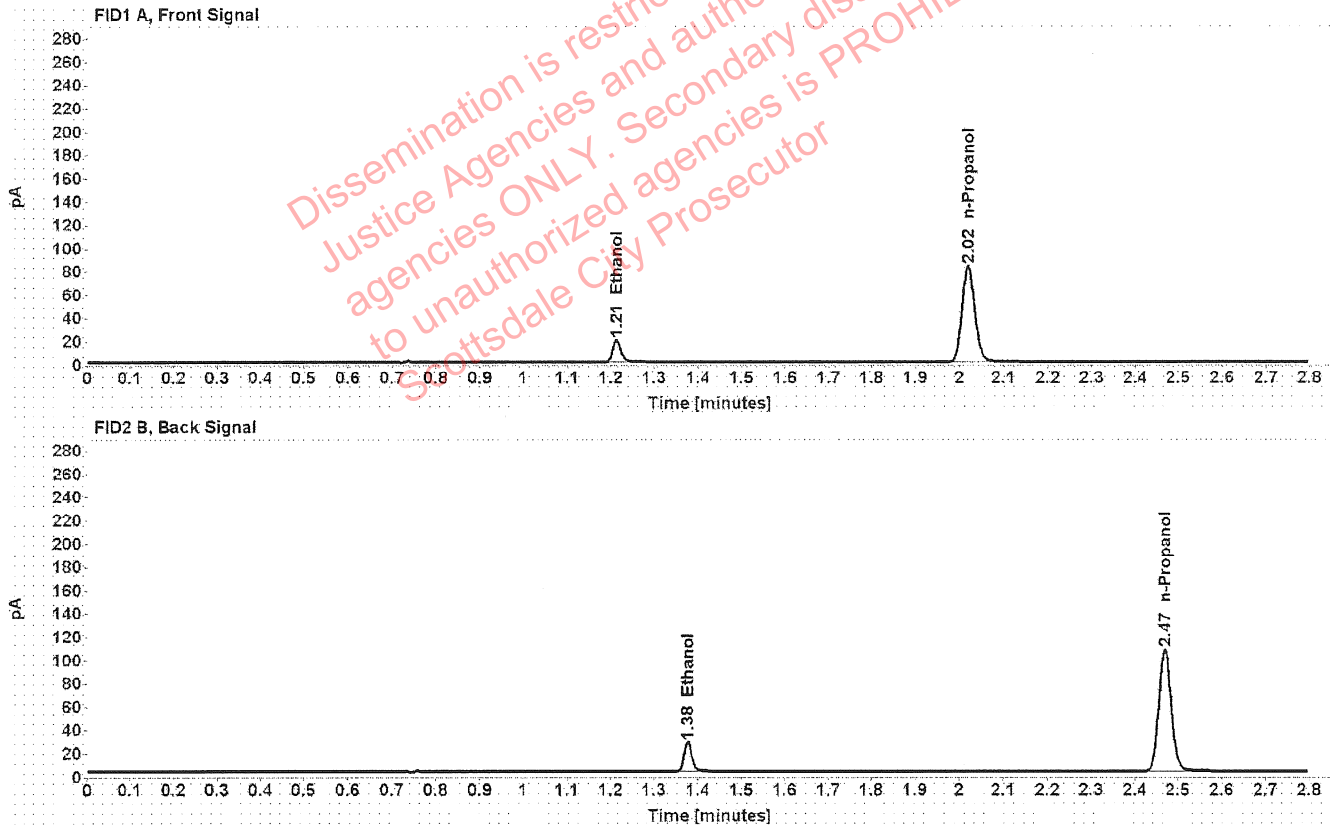


Table 1: FID 1 A (column DB-ALC1)

Compound	Amount (g/100mL)	Time (min)	Peak Area
>Ethanol	0.0415	1.214	24.254
n-Propanol	-----	2.019	164.930

Table 2: FID 2 B (column DB-ALC2)

Compound	Time (min)	Peak Area
Ethanol	1.377	30.898
n-Propanol	2.470	210.026

Scottsdale Police Department Crime Lab Volatiles Analysis

Sample:	4110320133/8	Vial:	9
Description:	0.199	LIMS ID:	
Method:	ethanol quant.M	Sequence:	17May22
Instrument:	US14173023 CN14160045	Injection date:	5/17/2022 2:38:32 PM
Data file:	C:\Chem32\1\Data\17May22\9.D	Analyst:	Canonico <i>EC</i>

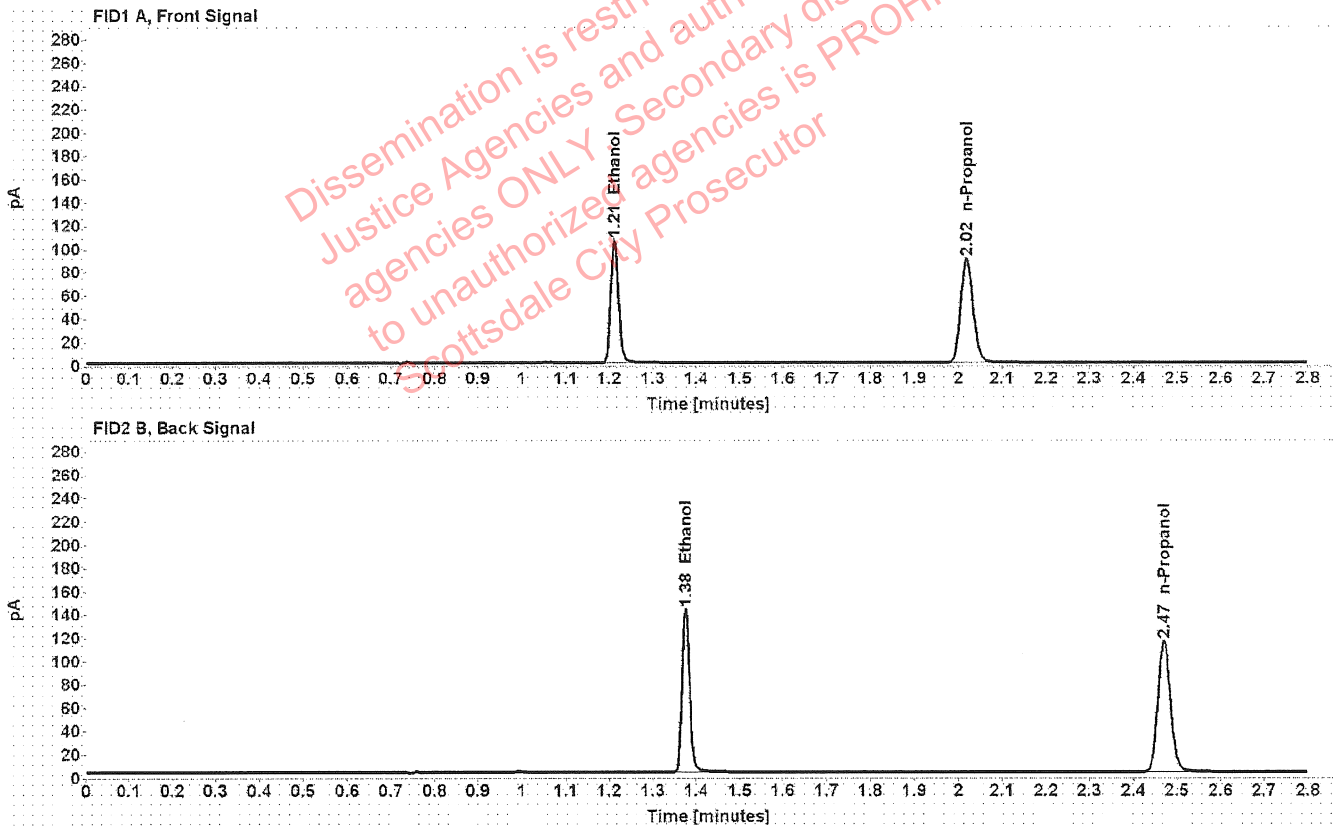


Table 1: FID 1 A (column DB-ALC1)

Compound	Amount (g/100mL)	Time (min)	Peak Area
>Ethanol	0.2057	1.212	133.517
n-Propanol	-----	2.019	177.816

Table 2: FID 2 B (column DB-ALC2)

Compound	Time (min)	Peak Area
Ethanol	1.376	171.024
n-Propanol	2.470	226.555

Scottsdale Police Department Crime Lab Volatiles Analysis

Sample:	20012020-B	Vial:	20
Description:	0.080	LIMS ID:	
Method:	ethanol quant.M	Sequence:	17May22
Instrument:	US14173023 CN14160045	Injection date:	5/17/2022 3:23:02 PM
Data file:	C:\Chem32\1\Data\17May22\20.D	Analyst:	Canonico <i>ee</i>

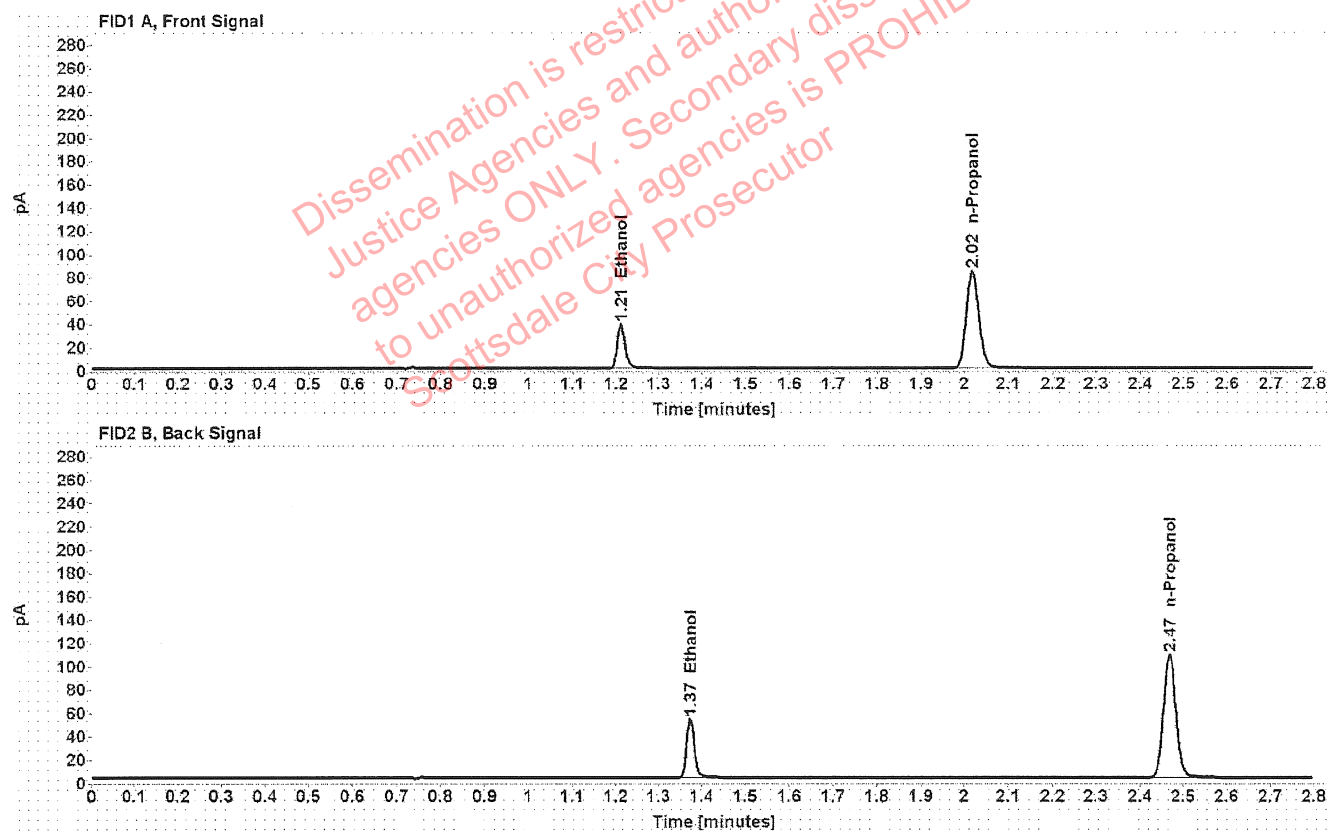


Table 1: FID 1 A (column DB-ALC1)

Compound	Amount (g/100mL)	Time (min)	Peak Area
>Ethanol	0.0805	1.211	48.503
n-Propanol	-----	2.018	167.041

Table 2: FID 2 B (column DB-ALC2)

Compound	Time (min)	Peak Area
Ethanol	1.374	61.906
n-Propanol	2.468	213.034

Scottsdale Police Department Crime Lab Volatiles Analysis

Sample:	4110320133/8	Vial:	31
Description:	0.199	LIMS ID:	
Method:	ethanol quant.M	Sequence:	17May22
Instrument:	US14173023 CN14160045	Injection date:	5/17/2022 4:07:33 PM
Data file:	C:\Chem32\1\Data\17May22\31.D	Analyst:	Canonico <i>EC</i>

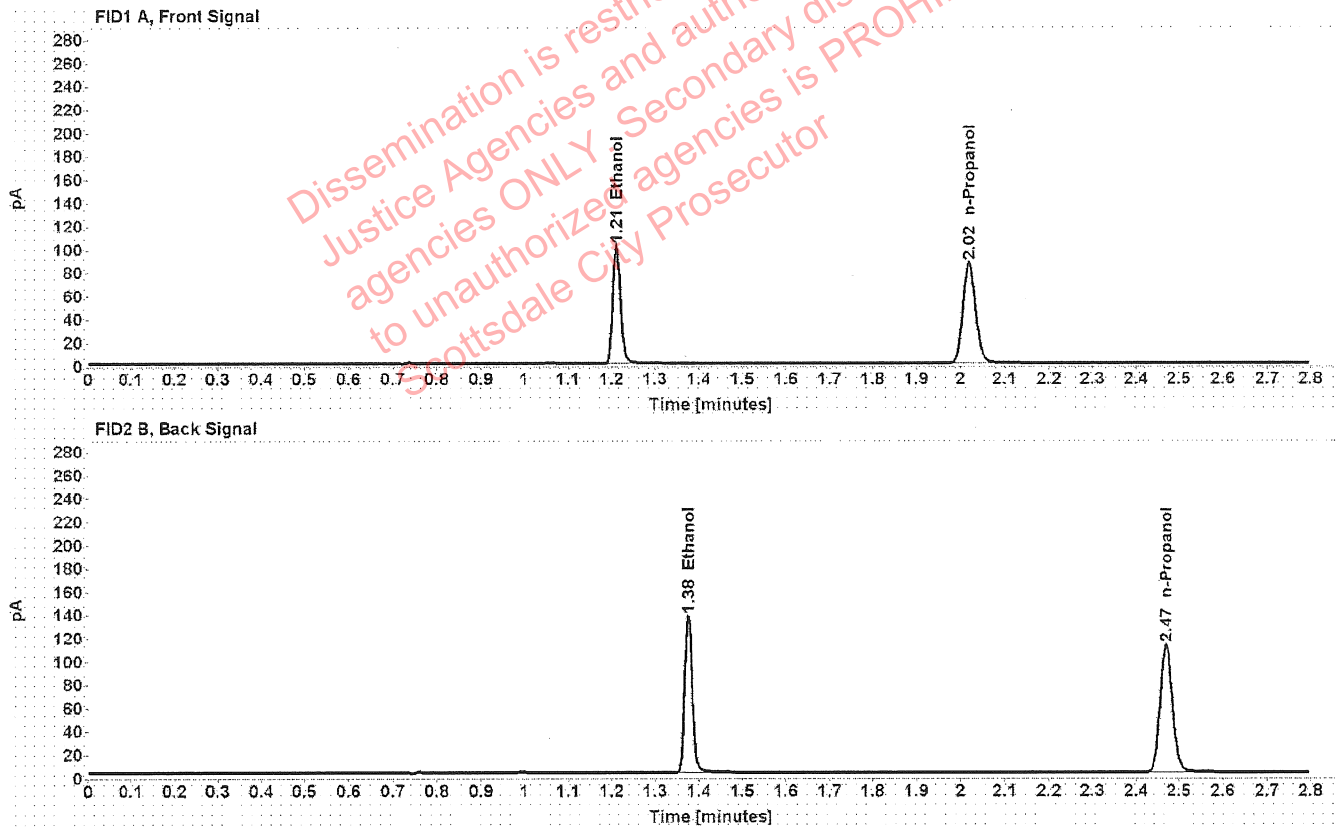


Table 1: FID 1 A (column DB-ALC1)

Compound	Amount (g/100mL)	Time (min)	Peak Area
>Ethanol	0.2037	1.212	128.790
n-Propanol	-----	2.019	173.204

Table 2: FID 2 B (column DB-ALC2)

Compound	Time (min)	Peak Area
Ethanol	1.376	164.955
n-Propanol	2.470	220.575

Scottsdale Police Department Crime Lab Volatiles Analysis

Sample:	20012020-B	Vial:	42
Description:	0.080	LIMS ID:	
Method:	ethanol quant.M	Sequence:	17May22
Instrument:	US14173023 CN14160045	Injection date:	5/17/2022 4:51:48 PM
Data file:	C:\Chem32\1\Data\17May22\42.D	Analyst:	Canonico ee

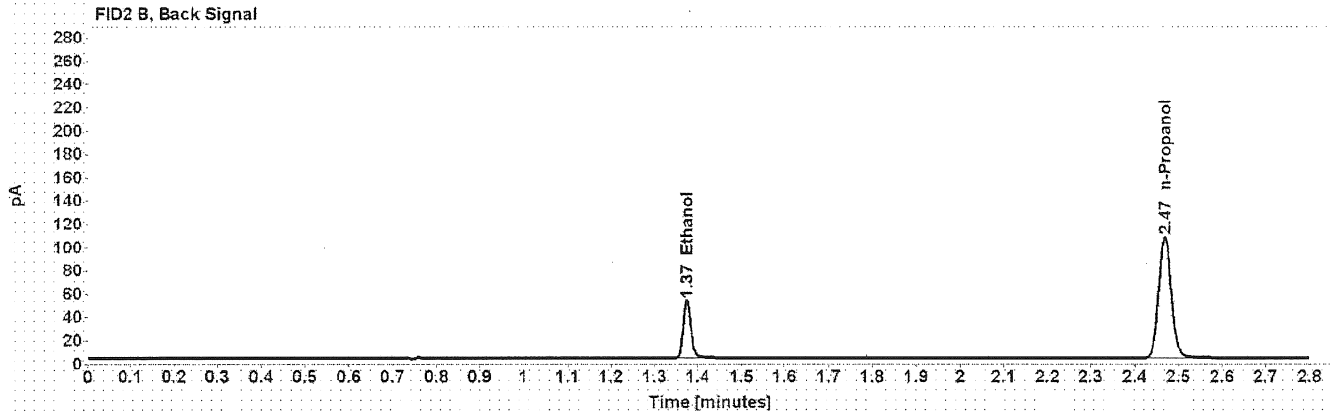
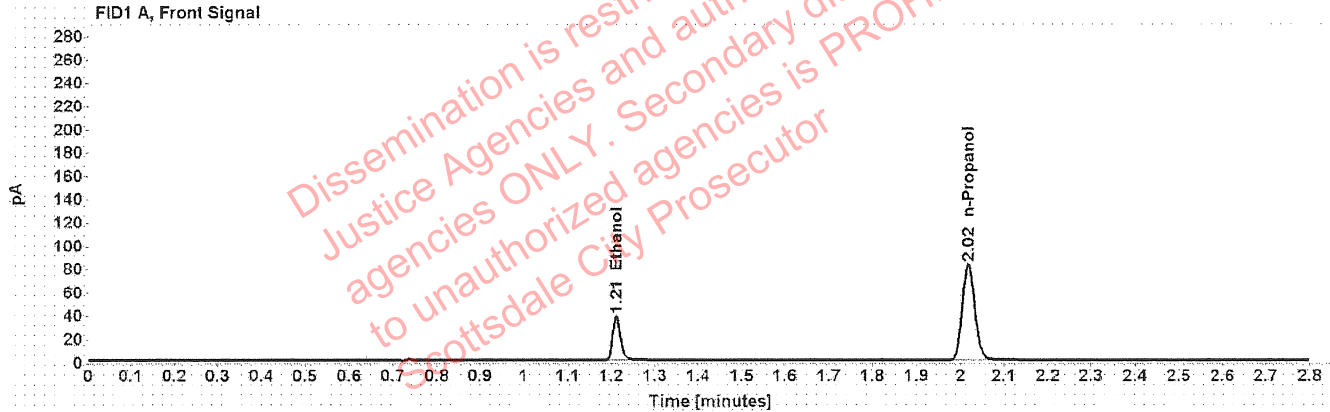


Table 1: FID 1 A (column DB-ALC1)

Compound	Amount (g/100mL)	Time (min)	Peak Area
>Ethanol	0.0807	1.212	47.912
n-Propanol	-----	2.018	164.575

Table 2: FID 2 B (column DB-ALC2)

Compound	Time (min)	Peak Area
Ethanol	1.374	61.171
n-Propanol	2.468	209.760

Scottsdale Police Department Crime Lab Volatiles Analysis

Sample: 20012020-B	Vial: 53
Description: 0.080	LIMS ID:
Method: ethanol quant.M	Sequence: 17May22
Instrument: US14173023 CN14160045	Injection date: 5/17/2022 5:36:17 PM
Data file: C:\Chem32\1\Data\17May22\53.D	Analyst: Canonico <i>ec</i>

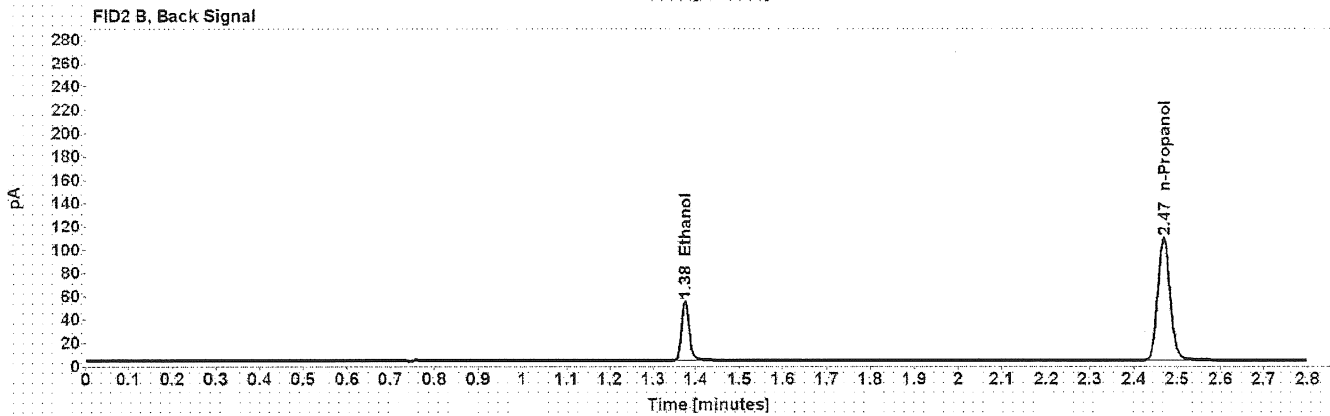
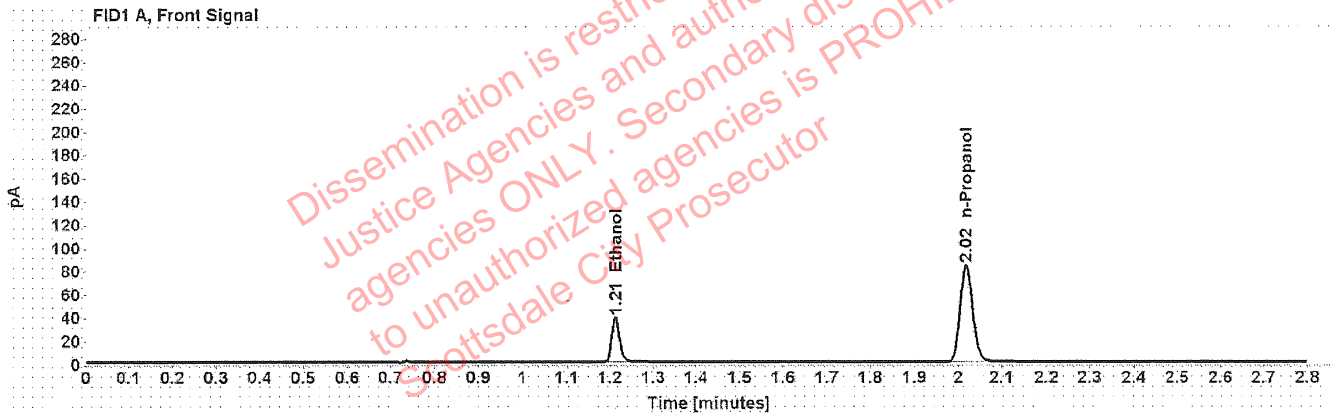


Table 1: FID 1 A (column DB-ALC1)

Compound	Amount (g/100mL)	Time (min)	Peak Area
>Ethanol	0.0816	1.212	49.024
n-Propanol	-----	2.018	166.379

Table 2: FID 2 B (column DB-ALC2)

Compound	Time (min)	Peak Area
Ethanol	1.376	62.360
n-Propanol	2.469	211.934

Scottsdale Police Department Crime Lab Volatiles Analysis

Sample:	11092018-A	Vial:	64
Description:	0.400	LIMS ID:	
Method:	ethanol quant.M	Sequence:	17May22
Instrument:	US14173023 CN14160045	Injection date:	5/17/2022 6:20:46 PM
Data file:	C:\Chem32\1\Data\17May22\64.D	Analyst:	Canonico <i>ee</i>

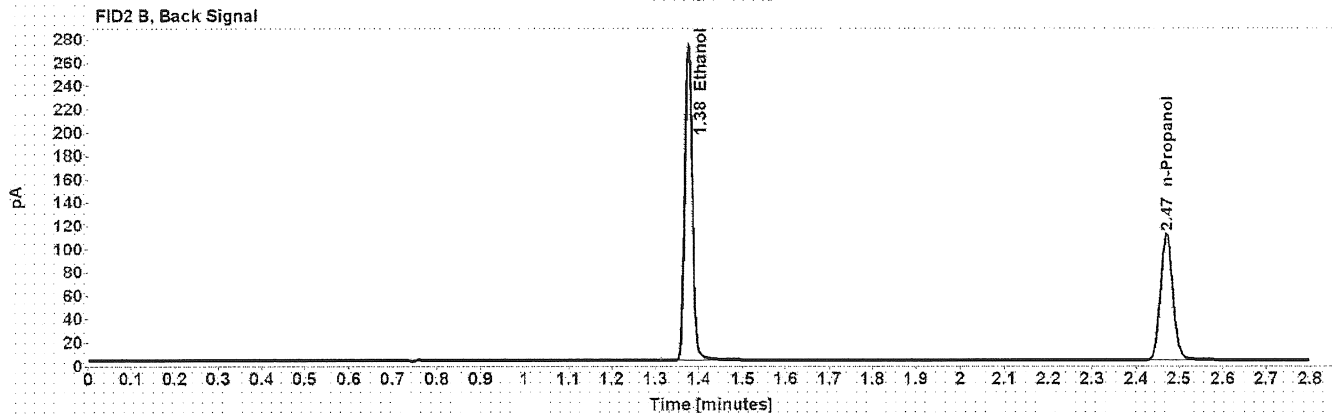
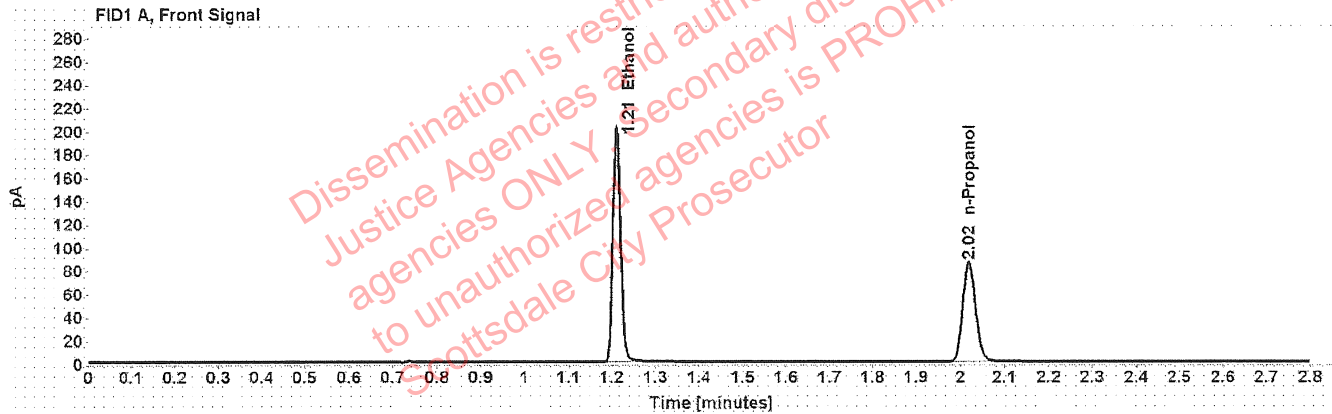


Table 1: FID 1 A (column DB-ALC1)

Compound	Amount (g/100mL)	Time (min)	Peak Area
>Ethanol	0.4086	1.211	255.850
n-Propanol	-----	2.019	170.895

Table 2: FID 2 B (column DB-ALC2)

Compound	Time (min)	Peak Area
Ethanol	1.376	327.762
n-Propanol	2.471	217.785

Scottsdale Police Department Crime Lab Volatiles Analysis

Sample:	14082019-B	Vial:	65
Description:	0.040	LIMS ID:	
Method:	ethanol quant.M	Sequence:	17May22
Instrument:	US14173023 CN14160045	Injection date:	5/17/2022 6:24:47 PM
Data file:	C:\Chem32\1\Data\17May22\65.D	Analyst:	Canonico <i>ec</i>

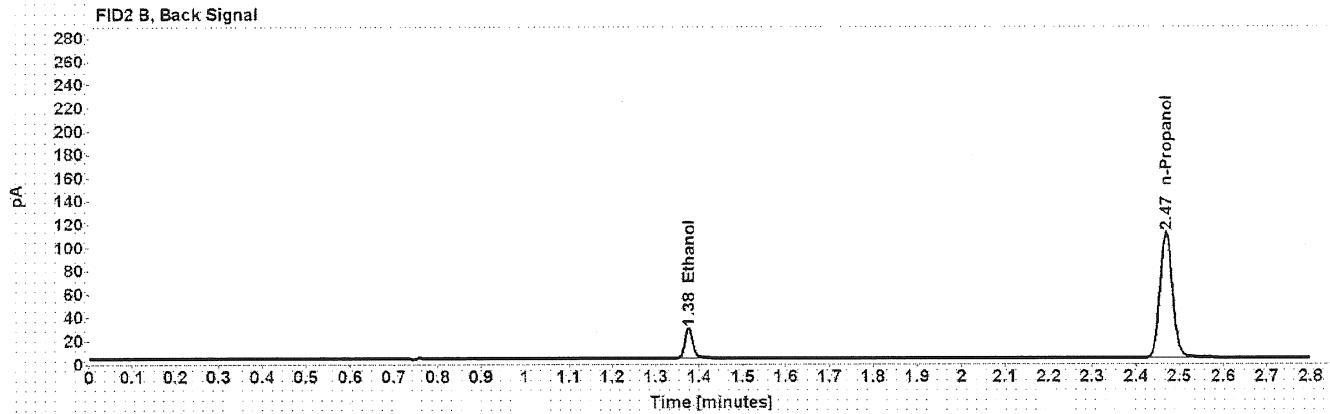
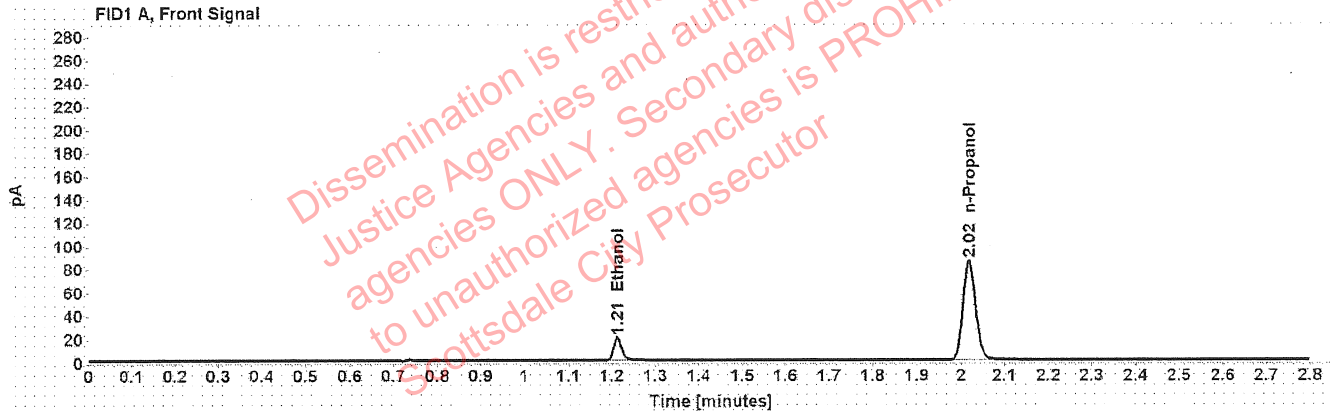


Table 1: FID 1 A (column DB-ALC1)

Compound	Amount (g/100mL)	Time (min)	Peak Area
>Ethanol	0.0411	1.213	24.853
n-Propanol	-----	2.018	170.431

Table 2: FID 2 B (column DB-ALC2)

Compound	Time (min)	Peak Area
Ethanol	1.375	31.754
n-Propanol	2.469	217.291

Scottsdale Police Department Crime Lab Volatiles Analysis

Sample:	4110320133/8	Vial:	66
Description:	0.199	LIMS ID:	
Method:	ethanol quant.M	Sequence:	17May22
Instrument:	US14173023 CN14160045	Injection date:	5/17/2022 6:28:47 PM
Data file:	C:\Chem32\1\Data\17May22\66.D	Analyst:	Canonico <i>ee</i>

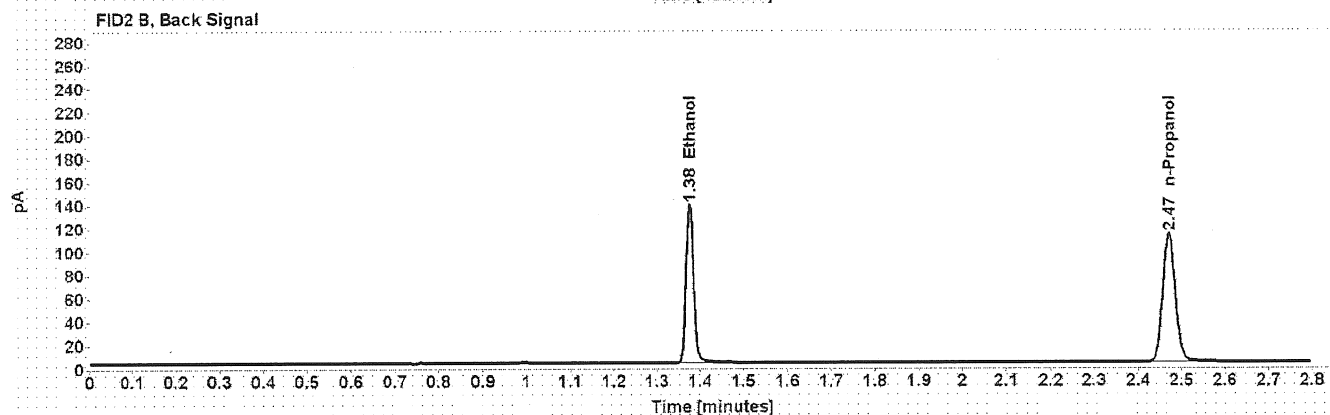
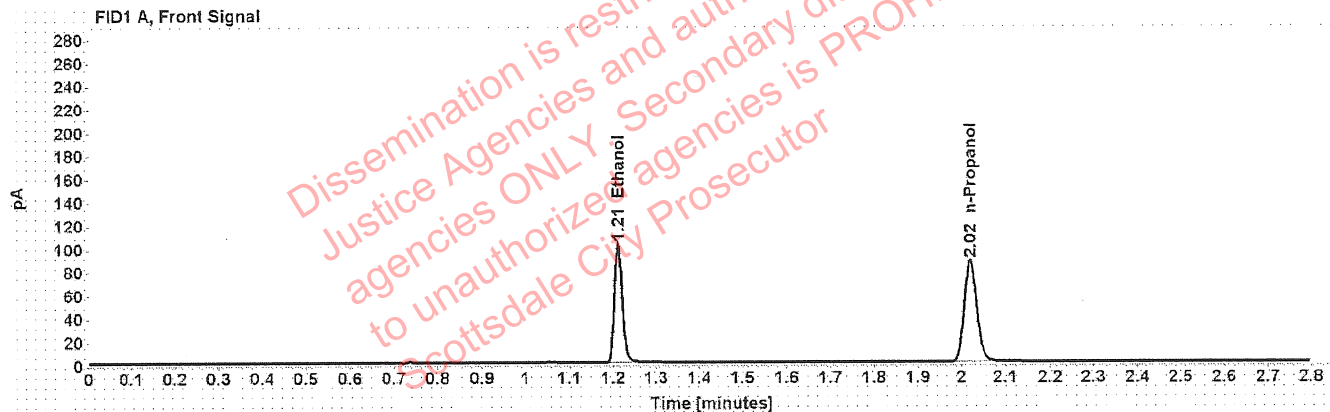


Table 1: FID 1 A (column DB-ALC1)

Compound	Amount (g/100mL)	Time (min)	Peak Area
>Ethanol	0.2044	1.212	129.844
n-Propanol	-----	2.019	174.041

Table 2: FID 2 B (column DB-ALC2)

Compound	Time (min)	Peak Area
Ethanol	1.376	166.508
n-Propanol	2.471	221.802

Scottsdale Police Department Crime Lab Volatiles Analysis

Sample:	101921WB	Vial:	67
Description:	Negative	LIMS ID:	
Method:	ethanol quant.M	Sequence:	17May22
Instrument:	US14173023 CN14160045	Injection date:	5/17/2022 6:33:02 PM
Data file:	C:\Chem32\1\Data\17May22\67.D	Analyst:	Canonico <i>ec</i>

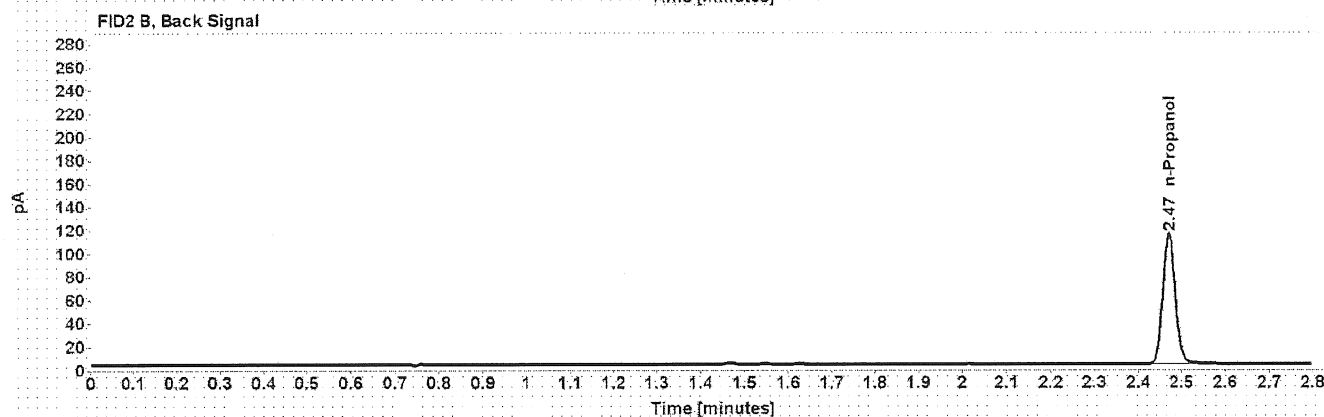


Table 1: FID 1 A (column DB-ALC1)

Compound	Amount (g/100mL)	Time (min)	Peak Area
n-Propanol	-----	2.019	177.026

Table 2: FID 2 B (column DB-ALC2)

Compound	Time (min)	Peak Area
n-Propanol	2.470	225.954

Sequence Summary

Sequence name: 17May22 Instrument: US14173023 CN14160045 Analyst: Canonico *ee*

Vial	Sample	Description	Type	LIMS ID	Method
1	FN06141806	0.020 calibrator	Calibration		ethanol quant.M
2	FN05311902	0.100 calibrator	Calibration		ethanol quant.M
3	FN05101903	0.200 calibrator	Calibration		ethanol quant.M
4	FN10051906	0.400 calibrator	Calibration		ethanol quant.M
5	032922AQ	Negative	Control		ethanol quant.M
6	050721MIX	Volatiles mix	Control		ethanol quant.M
7	11092018-A	0.400	Control		ethanol quant.M
8	14082019-B	0.040	Control		ethanol quant.M
9	4110320133/8	0.199	Control		ethanol quant.M
10	1420514		Sample		ethanol quant.M
11	1420514		Sample		ethanol quant.M
12	38101HB		Sample		ethanol quant.M
13	38101HB		Sample		ethanol quant.M
14	40001AM		Sample		ethanol quant.M
15	40001AM		Sample		ethanol quant.M
16	32701YB		Sample		ethanol quant.M
17	32701YB		Sample		ethanol quant.M
18	35301JS		Sample		ethanol quant.M
19	35301JS		Sample		ethanol quant.M
20	20012020-B	0.080	Control		ethanol quant.M
21	35301TC		Sample		ethanol quant.M
22	35301TC		Sample		ethanol quant.M
23	35301JC		Sample		ethanol quant.M
24	35301JC		Sample		ethanol quant.M
25	1420951		Sample		ethanol quant.M
26	1420951		Sample		ethanol quant.M
27	VIAL246		Sample		ethanol quant.M
28	VIAL246		Sample		ethanol quant.M
29	VIAL154		Sample		ethanol quant.M
30	VIAL154		Sample		ethanol quant.M
31	4110320133/8	0.199	Control		ethanol quant.M
32	VIAL126		Sample		ethanol quant.M
33	VIAL126		Sample		ethanol quant.M
34	VIAL200		Sample		ethanol quant.M
35	VIAL200		Sample		ethanol quant.M
36	1421547		Sample		ethanol quant.M
37	1421547		Sample		ethanol quant.M
38	1421427		Sample		ethanol quant.M
39	1421427		Sample		ethanol quant.M
40	1420923		Sample		ethanol quant.M
41	1420923		Sample		ethanol quant.M
42	20012020-B	0.080	Control		ethanol quant.M
43	1421715		Sample		ethanol quant.M
44	1421715		Sample		ethanol quant.M
45	1421976		Sample		ethanol quant.M
46	1421976		Sample		ethanol quant.M
47	1422035		Sample		ethanol quant.M

Dissemination is restricted to Criminal Justice Agencies and authorized agencies ONLY. Secondary dissemination to unauthorized agencies is PROHIBITED. Scottsdale City Prosecutor

Sequence Summary

ee

48	1422035		Sample		ethanol quant.M
49	1419306		Sample		ethanol quant.M
50	1419306		Sample		ethanol quant.M
51	1394244		Sample		ethanol quant.M
52	1394244		Sample		ethanol quant.M
53	20012020-B	0.080	Control		ethanol quant.M
54	1422172		Sample		ethanol quant.M
55	1422172		Sample		ethanol quant.M
56	1421738		Sample		ethanol quant.M
57	1421738		Sample		ethanol quant.M
58	1422000		Sample		ethanol quant.M
59	1422000		Sample		ethanol quant.M
60	1422481		Sample		ethanol quant.M
61	1422481		Sample		ethanol quant.M
62	1411955		Sample		ethanol quant.M
63	1411955		Sample		ethanol quant.M
64	11092018-A	0.400	Control		ethanol quant.M
65	14082019-B	0.040	Control		ethanol quant.M
66	4110320133/8	0.199	Control		ethanol quant.M
67	101921WB	Negative	Control		ethanol quant.M

Dissemination is restricted to Criminal Justice Agencies and authorized agencies ONLY. Secondary dissemination to unauthorized agencies is PROHIBITED. Scottsdale City Prosecutor

Scottsdale Police Department Crime Laboratory Summary of Cases

SEQUENCE NAME: 17May22

ANALYST: Canonico

82

Vials	Test 1 (g/dL)	Test 2 (g/dL)	Mean (g/dL)	Percent Difference*	Absolute Difference (g/dL)*
10 11	0.1485	0.1478	0.14815	0.24	0.00035
12 13	0.1312	0.1319	0.13155	0.27	0.00035
14 15	0.1982	0.2006	0.19940	0.60	0.00120
16 17	0.1673	0.1668	0.16705	0.15	0.00025
18 19	0.1683	0.1695	0.16890	0.36	0.00060
21 22	0.0973	0.0982	0.09775	0.46	0.00045
23 24	0.1654	0.1648	0.16510	0.18	0.00030
25 26	0.2246	0.2253	0.22495	0.16	0.00035
27 28	0.2122	0.2095	0.21085	0.64	0.00135
29 30	0.0857	0.0868	0.08625	0.64	0.00055
32 33	0.0448	0.0448	0.04480	0.00	0.00000
34 35	0.1275	0.1267	0.12710	0.31	0.00040
36 37	0.1910	0.1901	0.19055	0.24	0.00045
38 39	0.2207	0.2206	0.22065	0.02	0.00005
40 41	0.1459	0.1473	0.14660	0.48	0.00070
43 44	0.0755	0.0760	0.07575	0.33	0.00025
45 46	0.1854	0.1852	0.18530	0.05	0.00010
47 48	0.2097	0.2095	0.20960	0.05	0.00010
49 50	0.0000	0.0000	0.00000	0.00	0.00000
51 52	0.1694	0.1681	0.16875	0.39	0.00065
54 55	0.1295	0.1301	0.12980	0.23	0.00030
56 57	0.1722	0.1722	0.17220	0.00	0.00000
58 59	0.2199	0.2207	0.22030	0.18	0.00040
60 61	0.2653	0.2638	0.26455	0.28	0.00075
62 63	0.2126	0.2122	0.21240	0.09	0.00020

*Calculated differences are differences from the mean of the two results.

Scottsdale Police Department Crime Lab Volatiles Analysis

Sample:	1420514	Vial:	10
Description:	██████████	LIMS ID:	██████████
Method:	ethanol quant.M	Sequence:	17May22
Instrument:	US14173023 CN14160045	Injection date:	5/17/2022 2:42:32 PM
Data file:	C:\Chem32\1\Data\17May22\10.D	Analyst:	Canonico

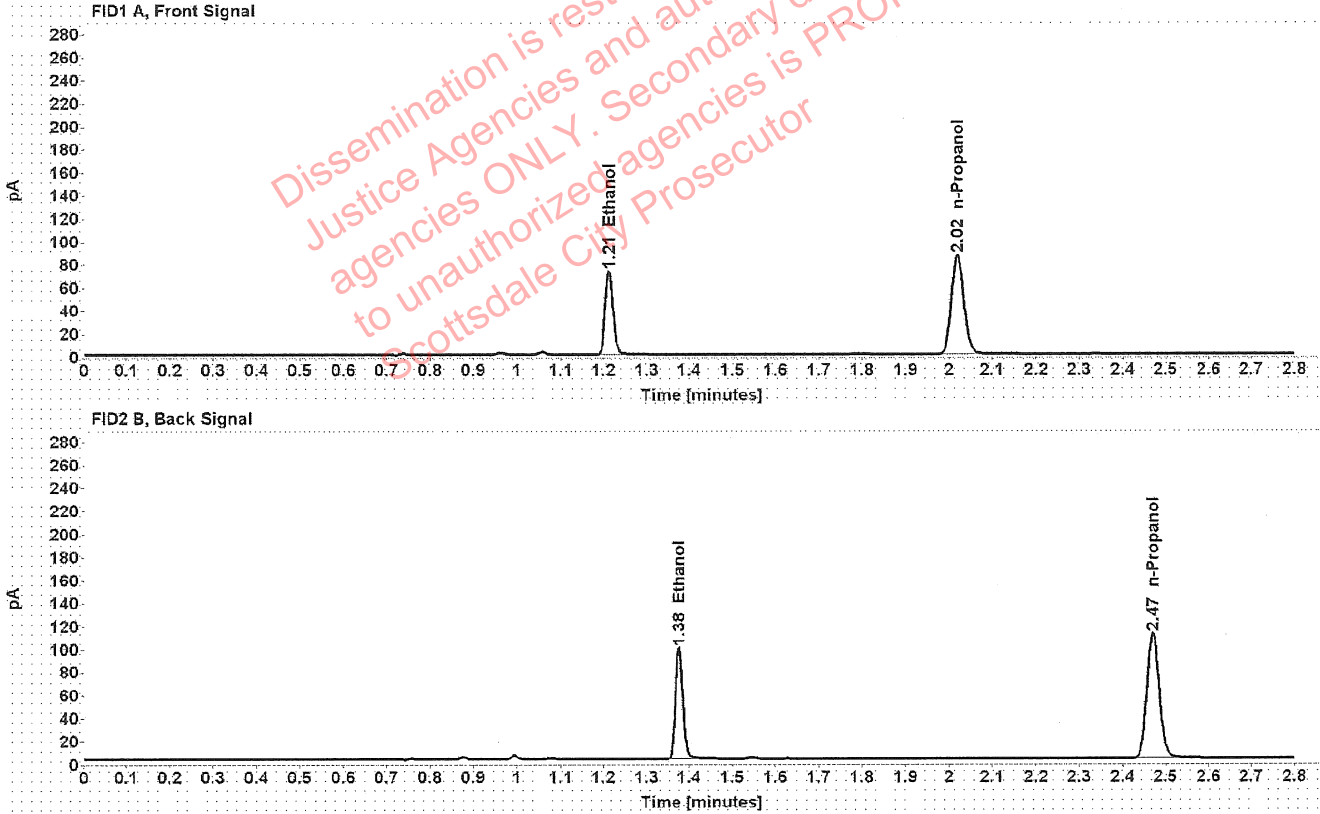


Table 1: FID 1 A (column DB-ALC1)

Compound	Amount (g/100mL)	Time (min)	Peak Area
>Ethanol	0.1485	1.212	92.505
n-Propanol	-----	2.019	171.101

Table 2: FID 2 B (column DB-ALC2)

Compound	Time (min)	Peak Area
Ethanol	1.376	117.685
n-Propanol	2.470	218.021

██████████: Canonico, Erika - (18-May-2022)

Case: ██████████ User: ecanonico 5/18/2022

Scottsdale Police Department Crime Lab Volatiles Analysis

Sample:	1420514	Vial:	11
Description:	██████████	LIMS ID:	██████████
Method:	ethanol quant.M	Sequence:	17May22
Instrument:	US14173023 CN14160045	Injection date:	5/17/2022 2:46:33 PM
Data file:	C:\Chem32\1\Data\17May22\11.D	Analyst:	Canonico

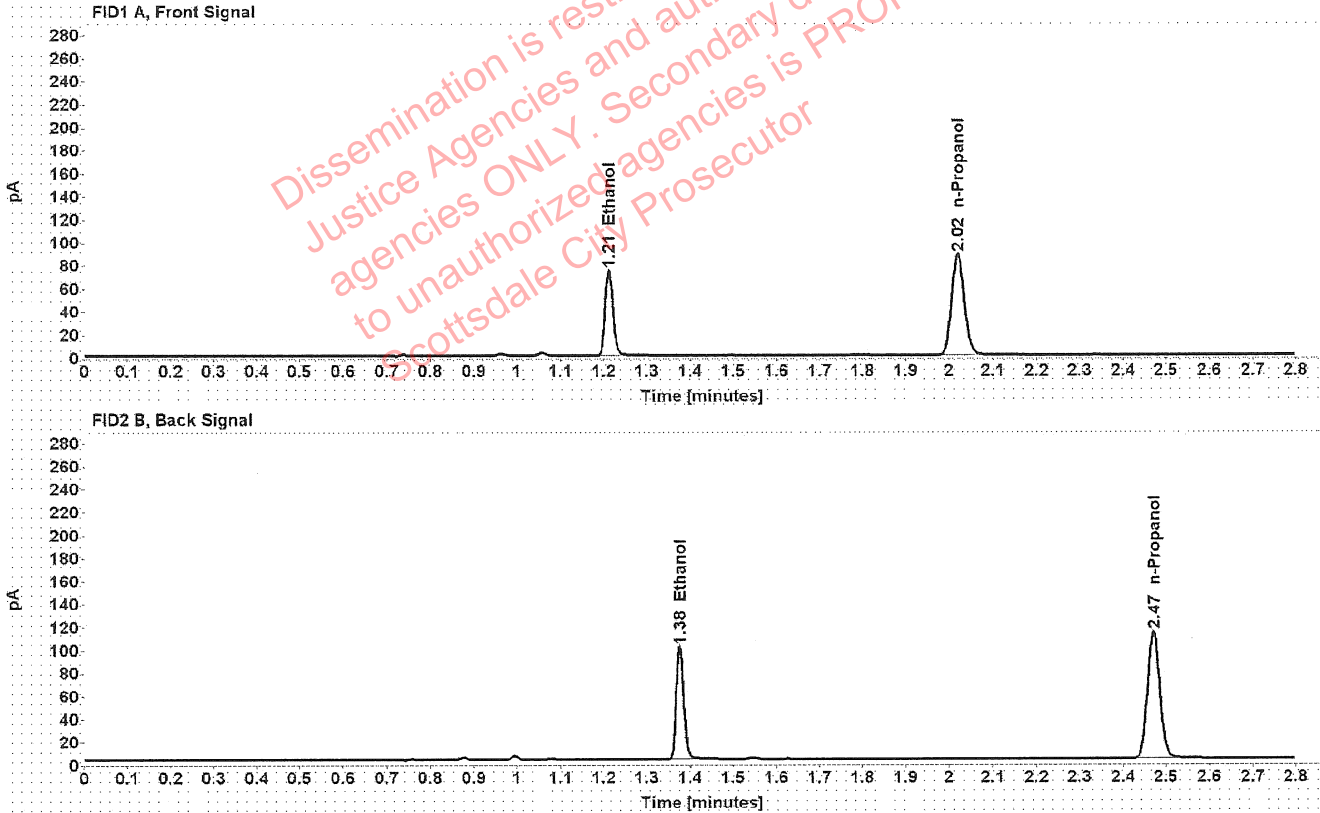


Table 1: FID 1 A (column DB-ALC1)

Compound	Amount (g/100mL)	Time (min)	Peak Area
>Ethanol	0.1478	1.212	94.170
n-Propanol	-----	2.019	174.980

Table 2: FID 2 B (column DB-ALC2)

Compound	Time (min)	Peak Area
Ethanol	1.376	120.104
n-Propanol	2.470	222.861

Scottsdale Police Department Crime Lab Volatiles Analysis

Sample:	38101HB	Vial:	12
Description:	██████████	LIMS ID:	██████████
Method:	ethanol quant.M	Sequence:	17May22
Instrument:	US14173023 CN14160045	Injection date:	5/17/2022 2:50:32 PM
Data file:	C:\Chem32\1\Data\17May22\12.D	Analyst:	Canonico

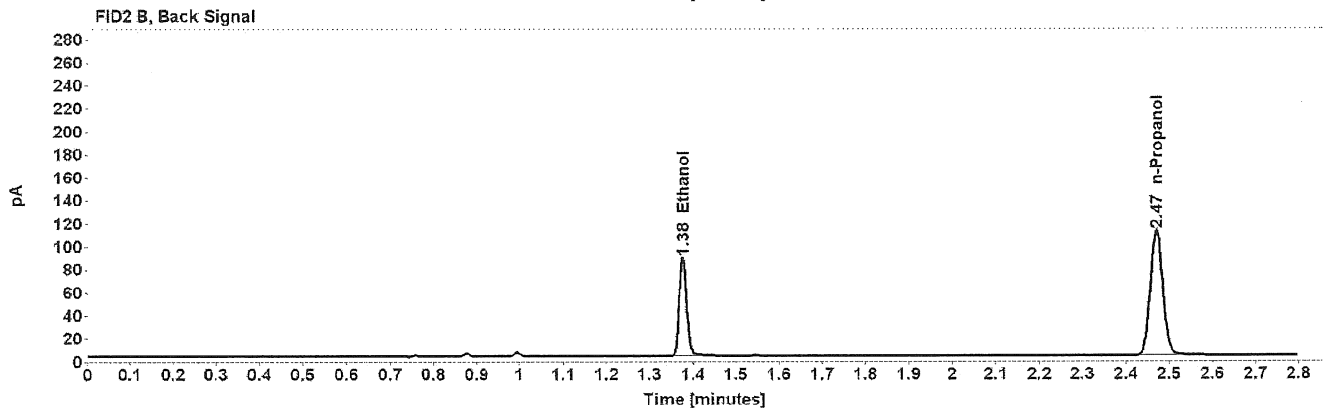
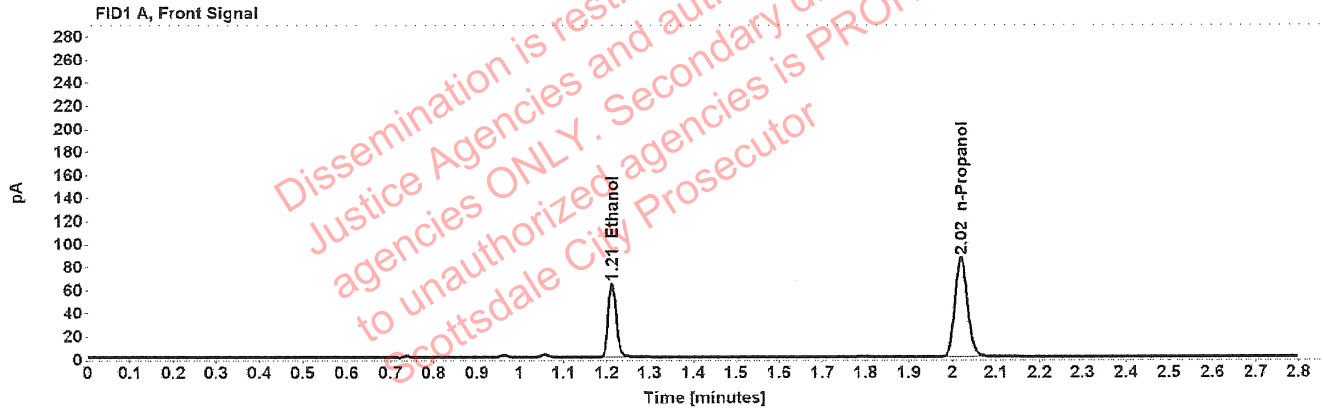


Table 1: FID 1 A (column DB-ALC1)

Compound	Amount (g/100mL)	Time (min)	Peak Area
>Ethanol	0.1312	1.212	81.570
n-Propanol	-----	2.019	171.068

Table 2: FID 2 B (column DB-ALC2)

Compound	Time (min)	Peak Area
Ethanol	1.376	103.947
n-Propanol	2.470	217.712

Scottsdale Police Department Crime Lab Volatiles Analysis

Sample:	38101HB	Vial:	13
Description:	[REDACTED]	LIMS ID:	[REDACTED]
Method:	ethanol quant.M	Sequence:	17May22
Instrument:	US14173023 CN14160045	Injection date:	5/17/2022 2:54:47 PM
Data file:	C:\Chem32\1\Data\17May22\13.D	Analyst:	Canonico

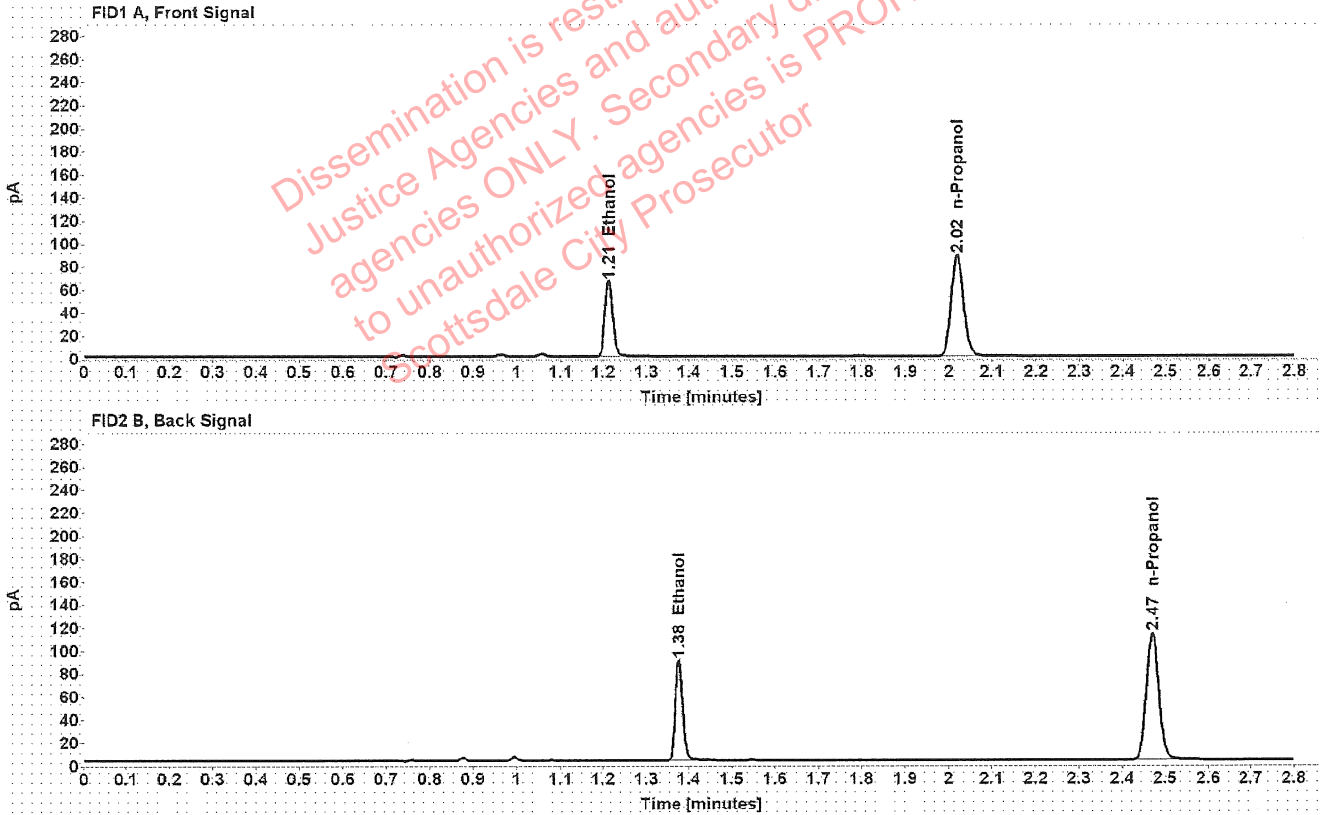


Table 1: FID 1 A (column DB-ALC1)

Compound	Amount (g/100mL)	Time (min)	Peak Area
>Ethanol	0.1319	1.212	83.678
n-Propanol	-----	2.019	174.441

Table 2: FID 2 B (column DB-ALC2)

Compound	Time (min)	Peak Area
Ethanol	1.376	106.396
n-Propanol	2.470	222.100

[REDACTED]: Canonico, Erika - (18-May-2022)

Case: [REDACTED] User: ecanonico 5/18/2022

Scottsdale Police Department Crime Lab Volatiles Analysis

Sample:	40001AM	Vial:	14
Description:	[REDACTED]	LIMS ID:	[REDACTED]
Method:	ethanol quant.M	Sequence:	17May22
Instrument:	US14173023 CN14160045	Injection date:	5/17/2022 2:58:47 PM
Data file:	C:\Chem32\1\Data\17May22\14.D	Analyst:	Canonico

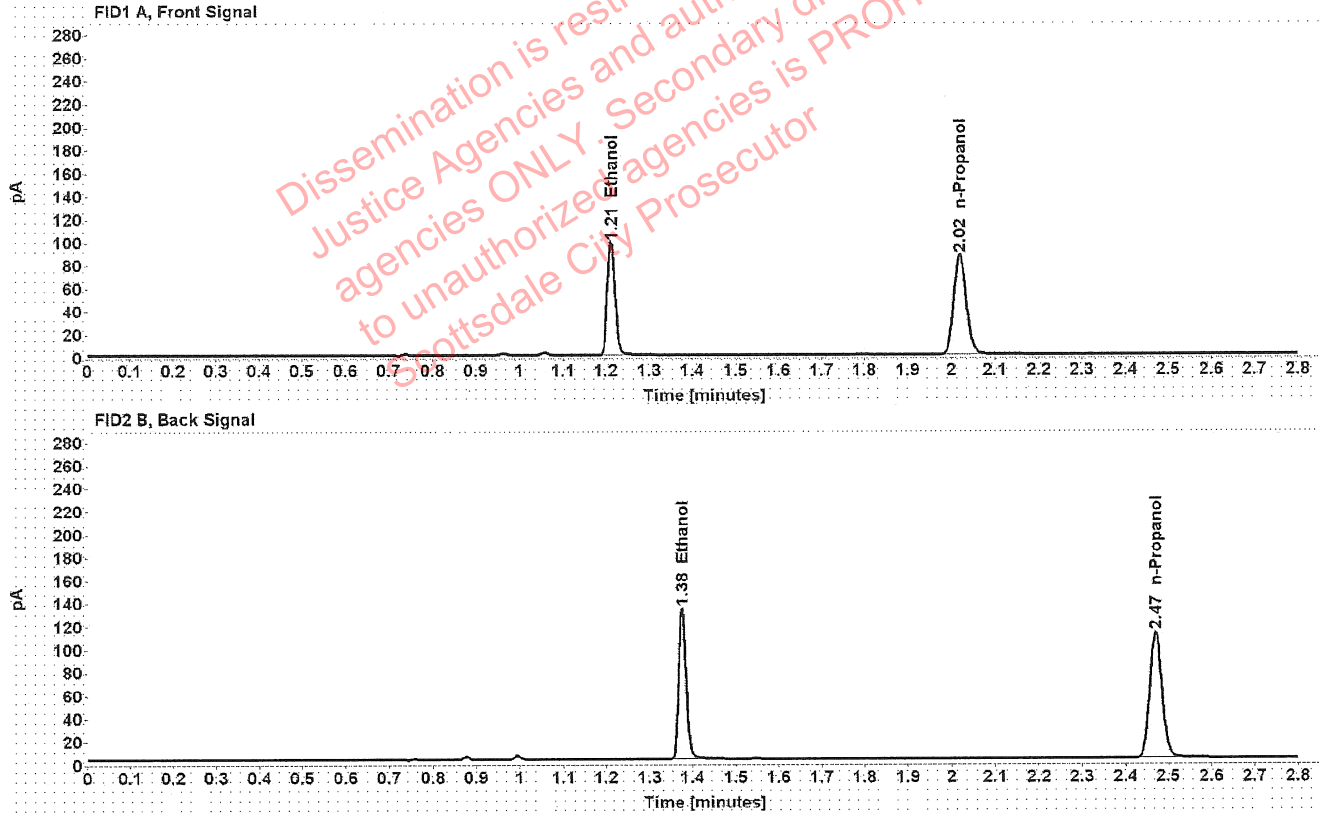


Table 1: FID 1 A (column DB-ALC1)

Compound	Amount (g/100mL)	Time (min)	Peak Area
>Ethanol	0.1982	1.212	124.811
n-Propanol	-----	2.019	172.550

Table 2: FID 2 B (column DB-ALC2)

Compound	Time (min)	Peak Area
Ethanol	1.376	159.274
n-Propanol	2.470	219.630

Scottsdale Police Department Crime Lab Volatiles Analysis

Sample:	40001AM	Vial:	15
Description:	██████████	LIMS ID:	██████████
Method:	ethanol quant.M	Sequence:	17May22
Instrument:	US14173023 CN14160045	Injection date:	5/17/2022 3:02:47 PM
Data file:	C:\Chem32\1\Data\17May22\15.D	Analyst:	Canonico

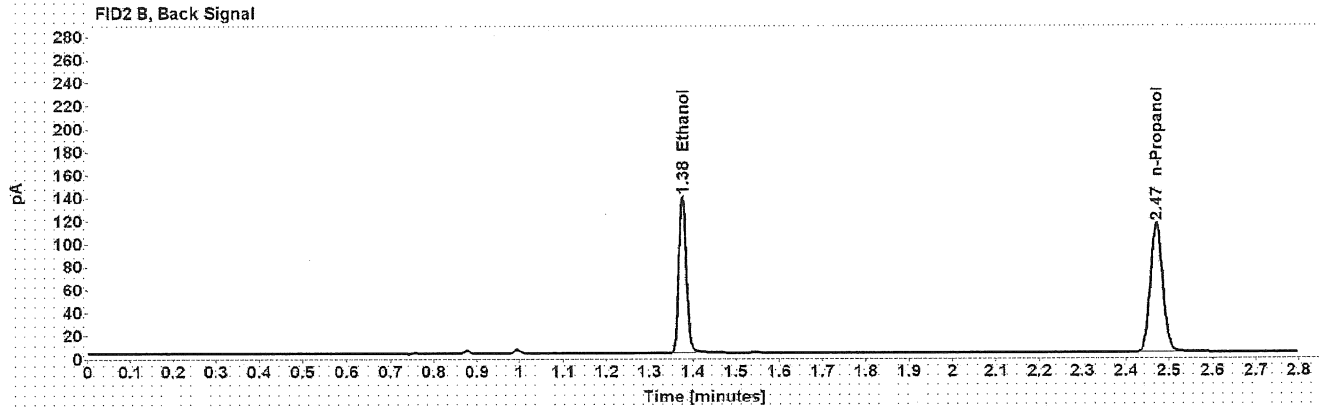
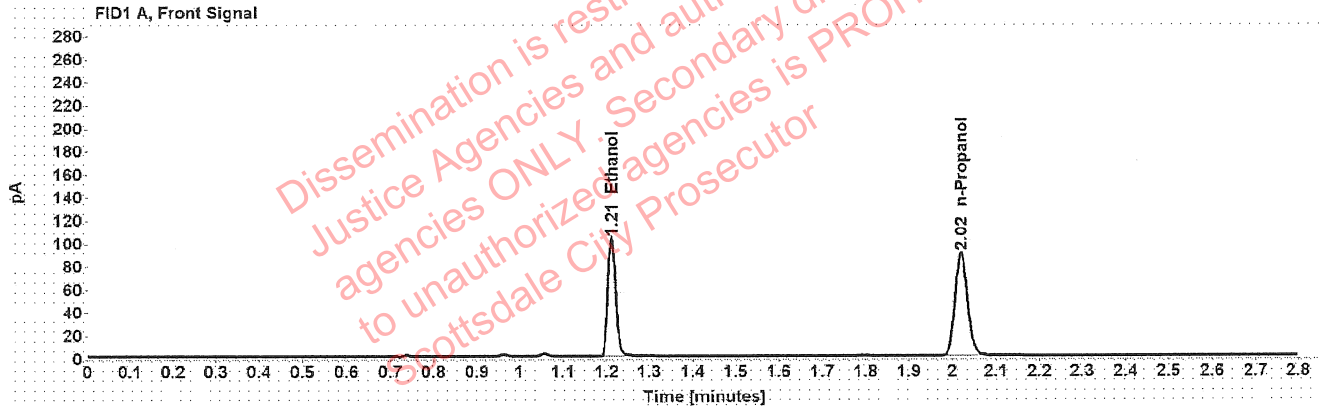


Table 1: FID 1 A (column DB-ALC1)

Compound	Amount (g/100mL)	Time (min)	Peak Area
>Ethanol	0.2006	1.212	130.226
n-Propanol	-----	2.019	177.864

Table 2: FID 2 B (column DB-ALC2)

Compound	Time (min)	Peak Area
Ethanol	1.376	166.302
n-Propanol	2.470	226.332

Scottsdale Police Department Crime Lab Volatiles Analysis

Sample:	32701YB	Vial:	16
Description:	██████████	LIMS ID:	██████████
Method:	ethanol quant.M	Sequence:	17May22
Instrument:	US14173023 CN14160045	Injection date:	5/17/2022 3:06:49 PM
Data file:	C:\Chem32\1\Data\17May22\16.D	Analyst:	Canonico

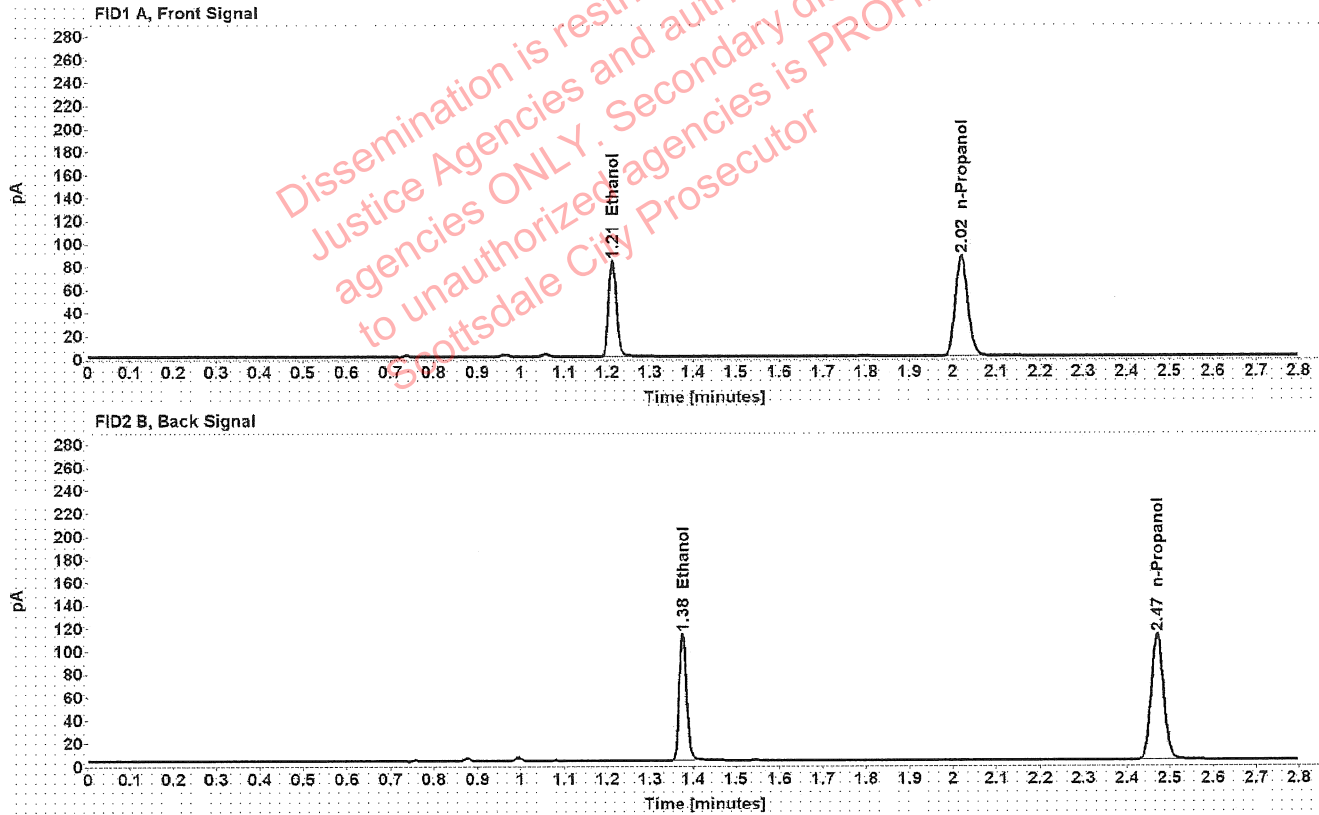


Table 1: FID 1 A (column DB-ALC1)

Compound	Amount (g/100mL)	Time (min)	Peak Area
>Ethanol	0.1673	1.212	105.525
n-Propanol	-----	2.019	173.092

Table 2: FID 2 B (column DB-ALC2)

Compound	Time (min)	Peak Area
Ethanol	1.376	134.455
n-Propanol	2.470	220.383

Scottsdale Police Department Crime Lab Volatiles Analysis

Sample:	32701YB	Vial:	17
Description:	[REDACTED]	LIMS ID:	[REDACTED]
Method:	ethanol quant.M	Sequence:	17May22
Instrument:	US14173023 CN14160045	Injection date:	5/17/2022 3:10:48 PM
Data file:	C:\Chem32\1\Data\17May22\17.D	Analyst:	Canonico

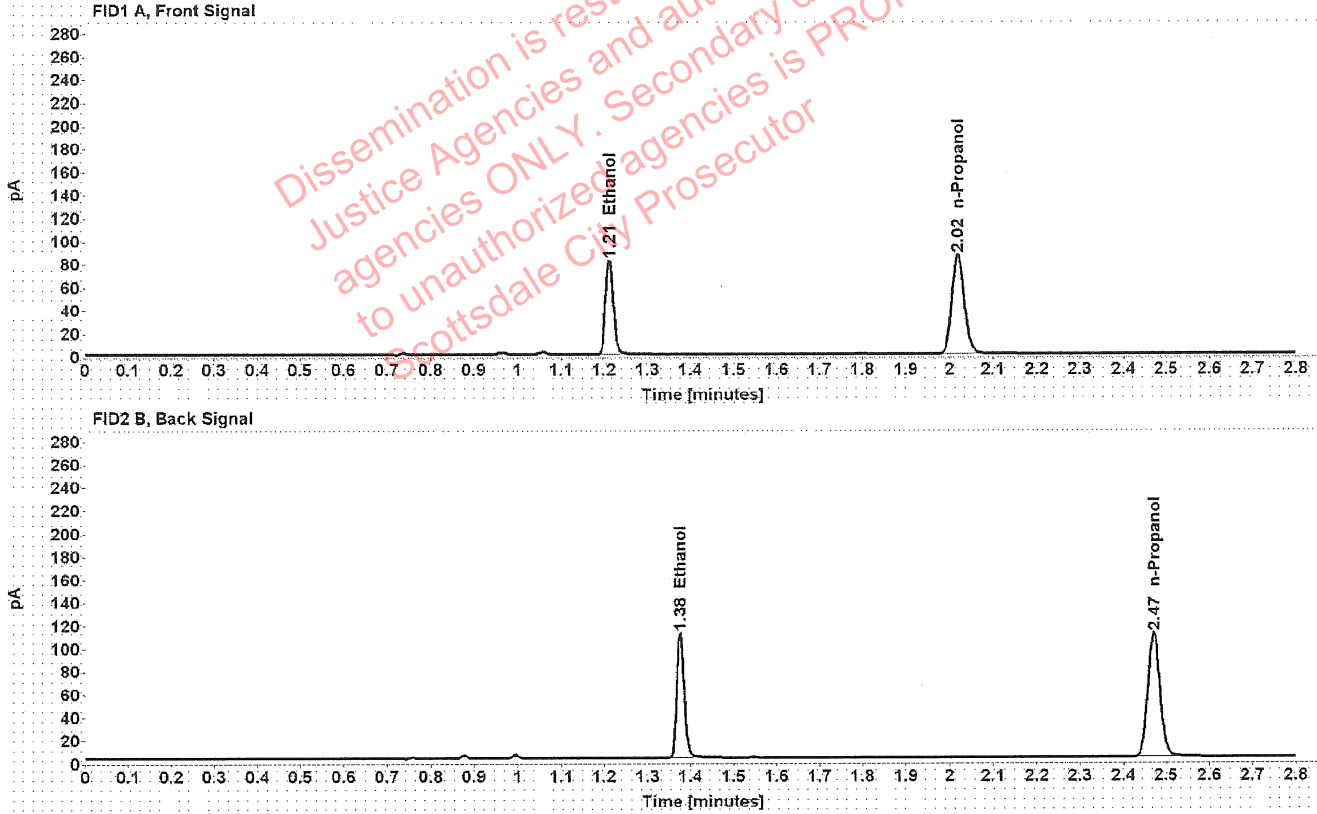


Table 1: FID 1 A (column DB-ALC1)

Compound	Amount (g/100mL)	Time (min)	Peak Area
>Ethanol	0.1668	1.212	103.774
n-Propanol	-----	2.019	170.696

Table 2: FID 2 B (column DB-ALC2)

Compound	Time (min)	Peak Area
Ethanol	1.376	132.217
n-Propanol	2.471	217.419

Scottsdale Police Department Crime Lab Volatiles Analysis

Sample:	35301JS	Vial:	18
Description:	██████████	LIMS ID:	██████████
Method:	ethanol quant.M	Sequence:	17May22
Instrument:	US14173023 CN14160045	Injection date:	5/17/2022 3:14:47 PM
Data file:	C:\Chem32\1\Data\17May22\18.D	Analyst:	Canonico

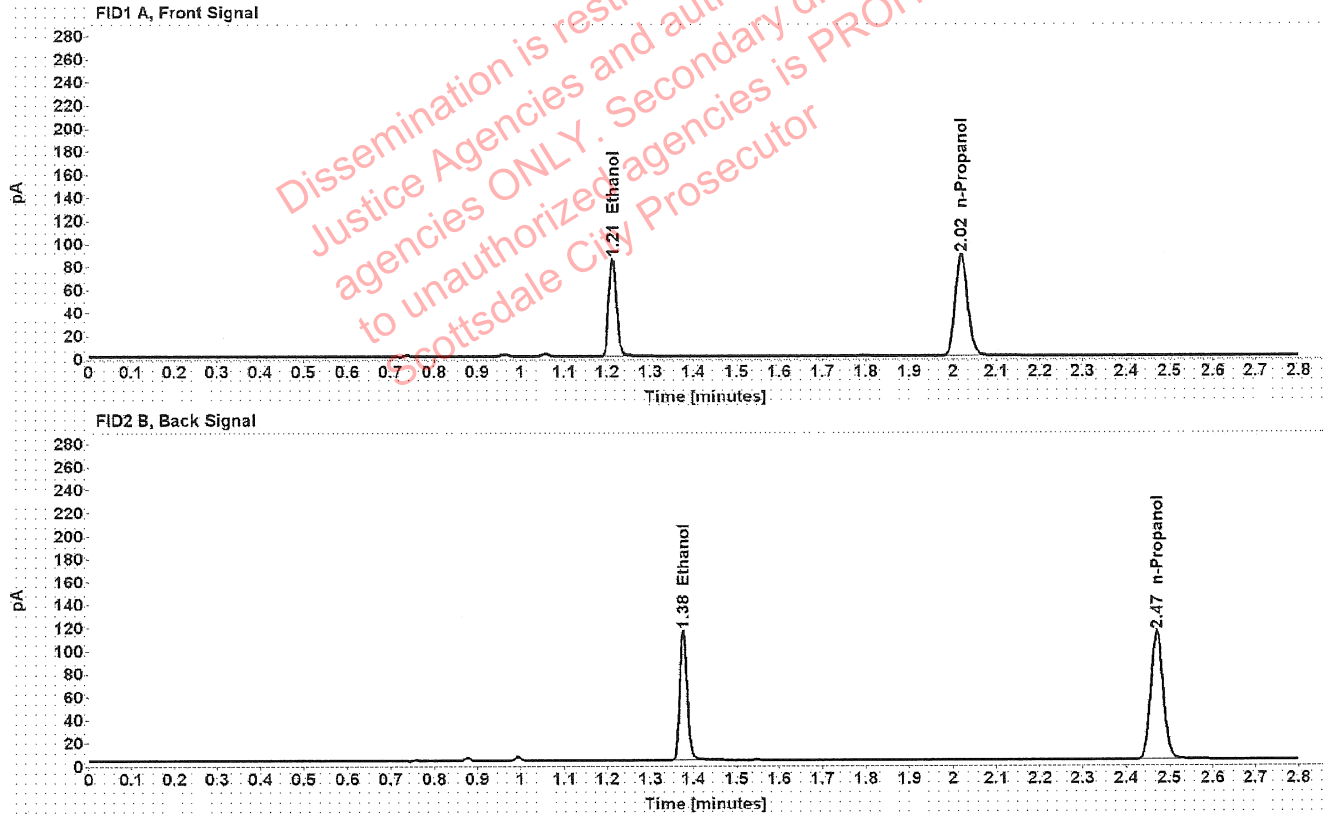


Table 1: FID 1 A (column DB-ALC1)

Compound	Amount (g/100mL)	Time (min)	Peak Area
>Ethanol	0.1683	1.212	107.512
n-Propanol	-----	2.019	175.264

Table 2: FID 2 B (column DB-ALC2)

Compound	Time (min)	Peak Area
Ethanol	1.376	137.220
n-Propanol	2.470	223.176

Scottsdale Police Department Crime Lab Volatiles Analysis

Sample:	35301JS	Vial:	19
Description:	██████████	LIMS ID:	██████████
Method:	ethanol quant.M	Sequence:	17May22
Instrument:	US14173023 CN14160045	Injection date:	5/17/2022 3:19:02 PM
Data file:	C:\Chem32\1\Data\17May22\19.D	Analyst:	Canonico

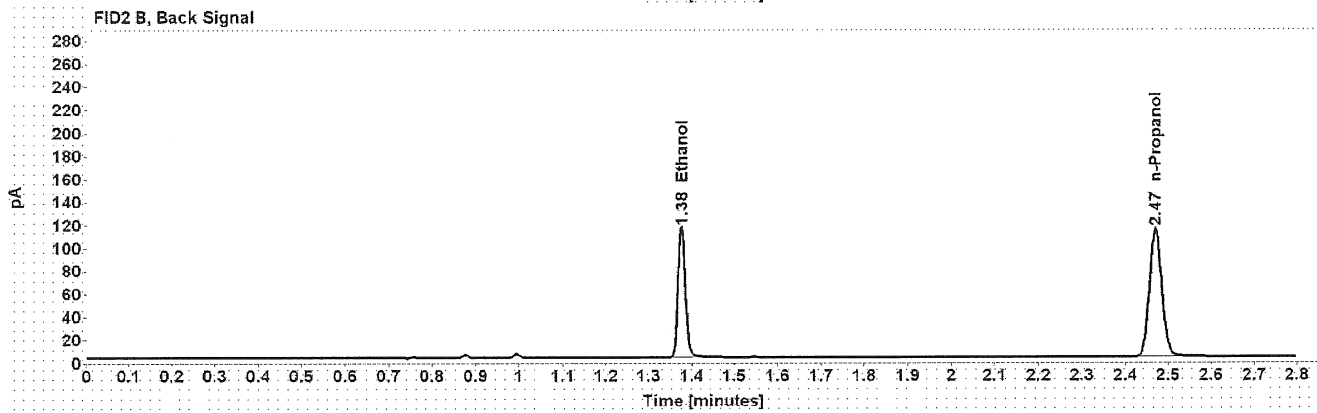
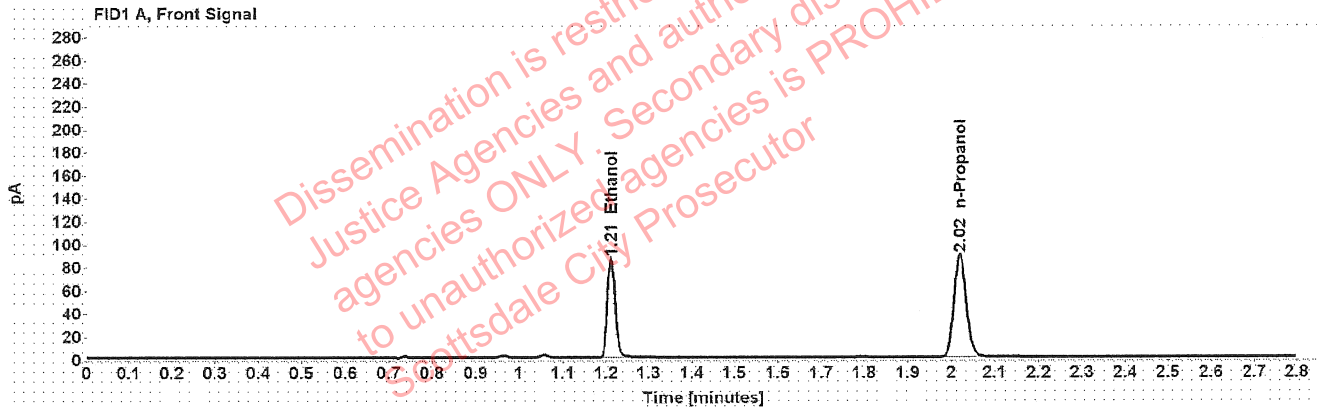


Table 1: FID 1 A (column DB-ALC1)

Compound	Amount (g/100mL)	Time (min)	Peak Area
>Ethanol	0.1695	1.212	109.047
n-Propanol	-----	2.019	176.483

Table 2: FID 2 B (column DB-ALC2)

Compound	Time (min)	Peak Area
Ethanol	1.376	138.692
n-Propanol	2.470	224.546

██████████: Canonico, Erika - (18-May-2022)

Case: ██████████ User: ecanonico 5/18/2022

Scottsdale Police Department Crime Lab Volatiles Analysis

Sample:	35301TC	Vial:	21
Description:	██████████	LIMS ID:	██████████
Method:	ethanol quant.M	Sequence:	17May22
Instrument:	US14173023 CN14160045	Injection date:	5/17/2022 3:27:04 PM
Data file:	C:\Chem32\1\Data\17May22\21.D	Analyst:	Canonico

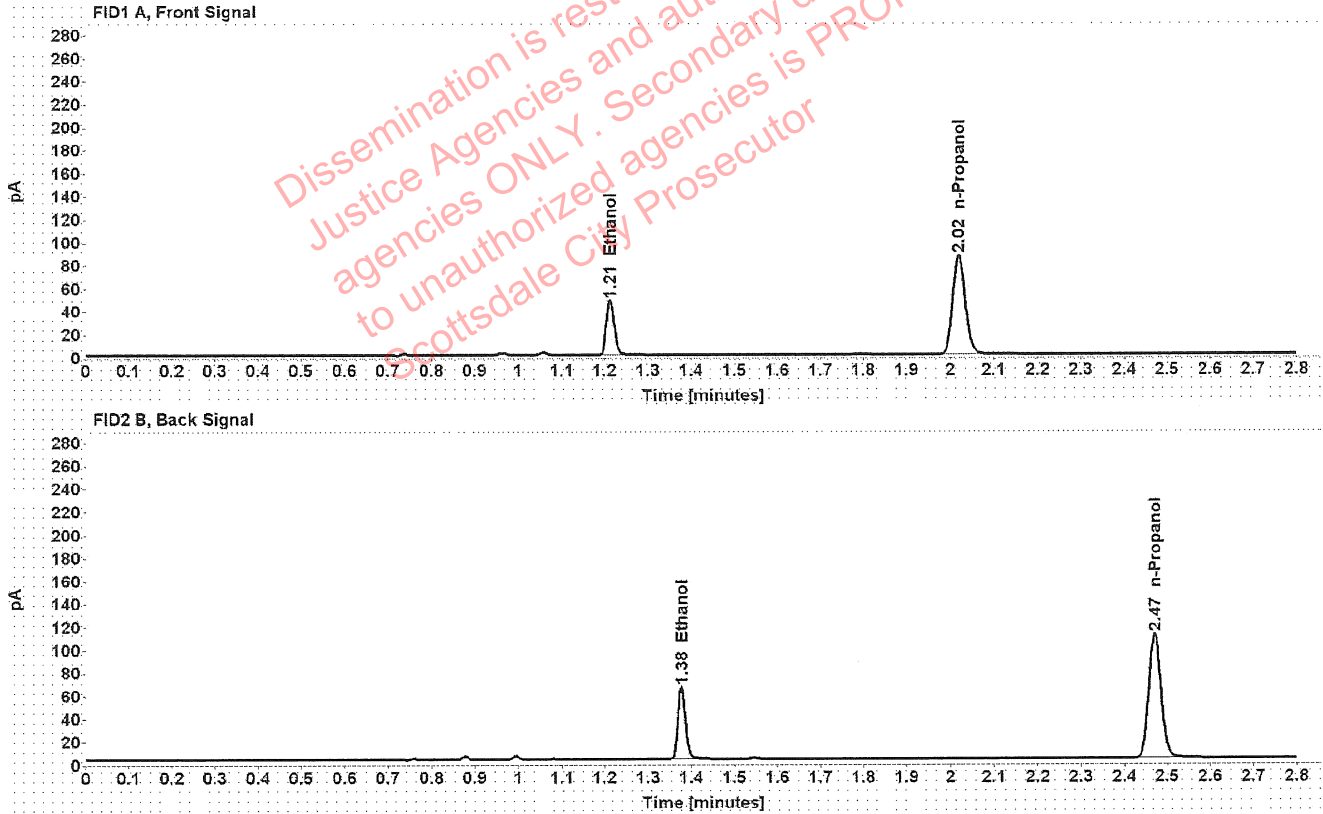


Table 1: FID 1 A (column DB-ALC1)

Compound	Amount (g/100mL)	Time (min)	Peak Area
>Ethanol	0.0973	1.213	60.313
n-Propanol	-----	2.019	171.109

Table 2: FID 2 B (column DB-ALC2)

Compound	Time (min)	Peak Area
Ethanol	1.377	76.797
n-Propanol	2.471	217.939

██████████ : Canonico, Erika - (18-May-2022)

Case: ██████████ User: ecanonico 5/18/2022

Scottsdale Police Department Crime Lab Volatiles Analysis

Sample:	35301TC	Vial:	22
Description:	██████████	LIMS ID:	██████████
Method:	ethanol quant.M	Sequence:	17May22
Instrument:	US14173023 CN14160045	Injection date:	5/17/2022 3:31:03 PM
Data file:	C:\Chem32\1\Data\17May22\22.D	Analyst:	Canonico

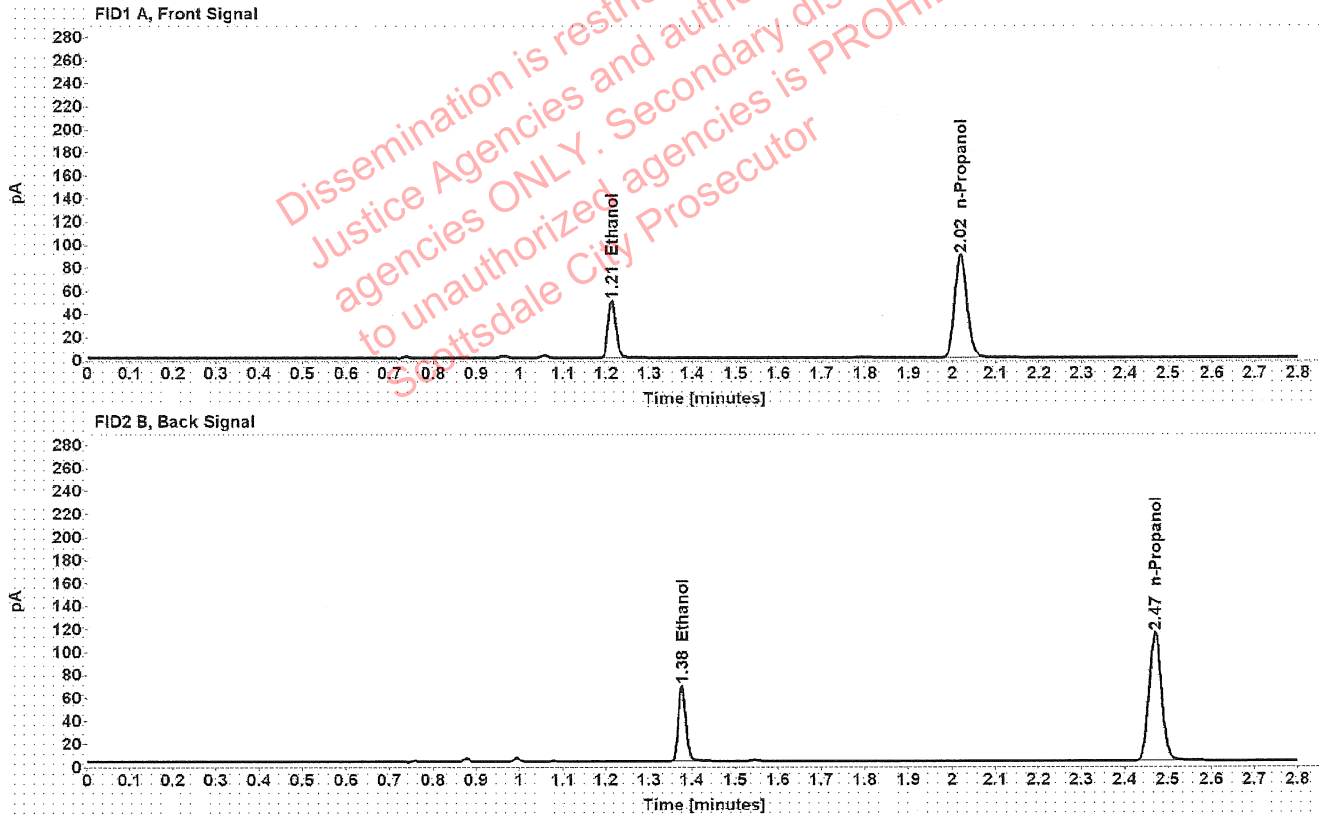


Table 1: FID 1 A (column DB-ALC1)

Compound	Amount (g/100mL)	Time (min)	Peak Area
>Ethanol	0.0982	1.213	62.825
n-Propanol	-----	2.019	176.613

Table 2: FID 2 B (column DB-ALC2)

Compound	Time (min)	Peak Area
Ethanol	1.376	79.968
n-Propanol	2.470	224.961

[REDACTED]: Canonico, Erika - (18-May-2022)

Case: [REDACTED] User: ecanonico 5/18/2022

Scottsdale Police Department Crime Lab Volatiles Analysis

Sample:	35301JC	Vial:	23
Description:	[REDACTED]	LIMS ID:	[REDACTED]
Method:	ethanol quant.M	Sequence:	17May22
Instrument:	US14173023 CN14160045	Injection date:	5/17/2022 3:35:02 PM
Data file:	C:\Chem32\1\Data\17May22\23.D	Analyst:	Canonico

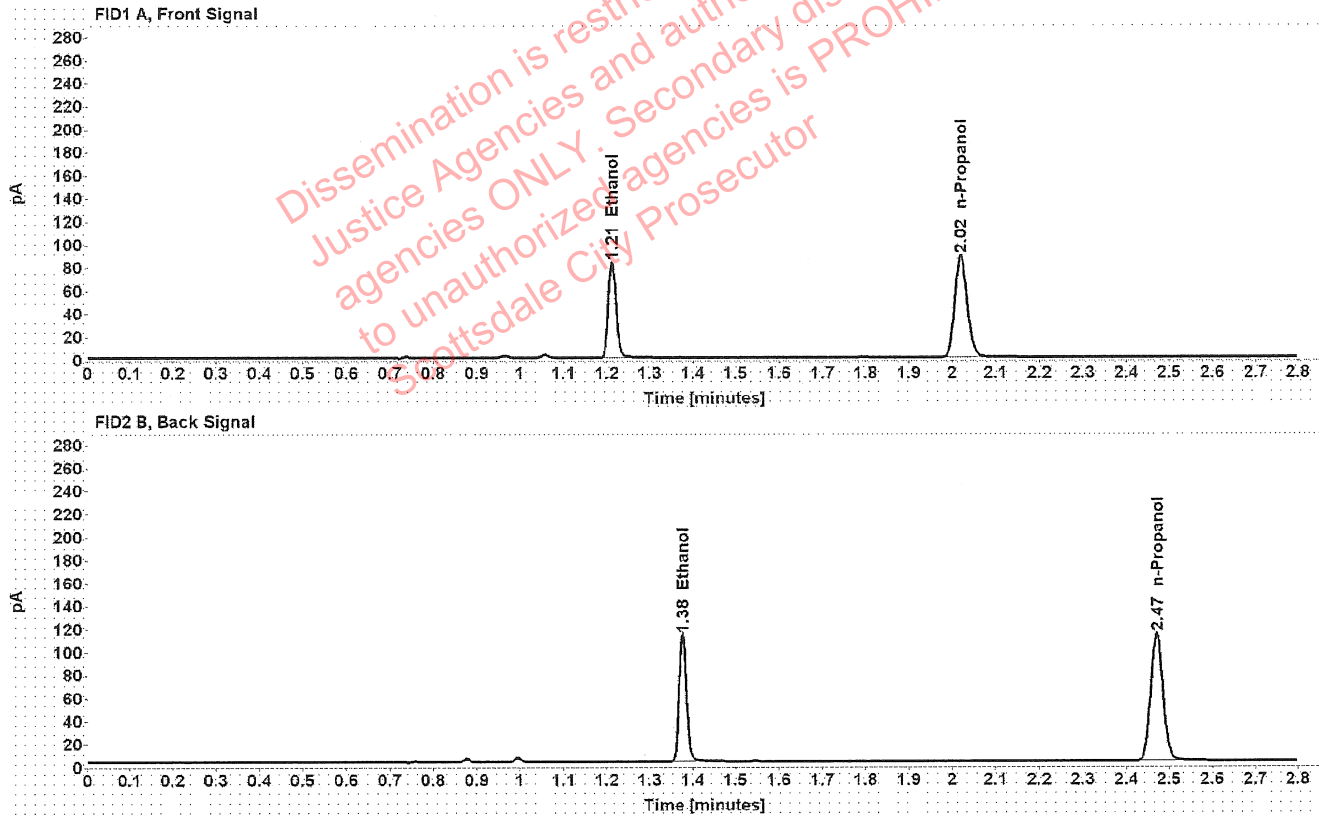


Table 1: FID 1 A (column DB-ALC1)

Compound	Amount (g/100mL)	Time (min)	Peak Area
>Ethanol	0.1654	1.212	105.770
n-Propanol	-----	2.019	175.523

Table 2: FID 2 B (column DB-ALC2)

Compound	Time (min)	Peak Area
Ethanol	1.376	134.555
n-Propanol	2.470	223.537

Case: [REDACTED] : Canonico, Erika - (18-May-2022)

User: ecanonico 5/18/2022

Scottsdale Police Department Crime Lab Volatiles Analysis

Sample:	35301JC	Vial:	24
Description:	[REDACTED]	LIMS ID:	[REDACTED]
Method:	ethanol quant.M	Sequence:	17May22
Instrument:	US14173023 CN14160045	Injection date:	5/17/2022 3:39:03 PM
Data file:	C:\Chem32\1\Data\17May22\24.D	Analyst:	Canonico

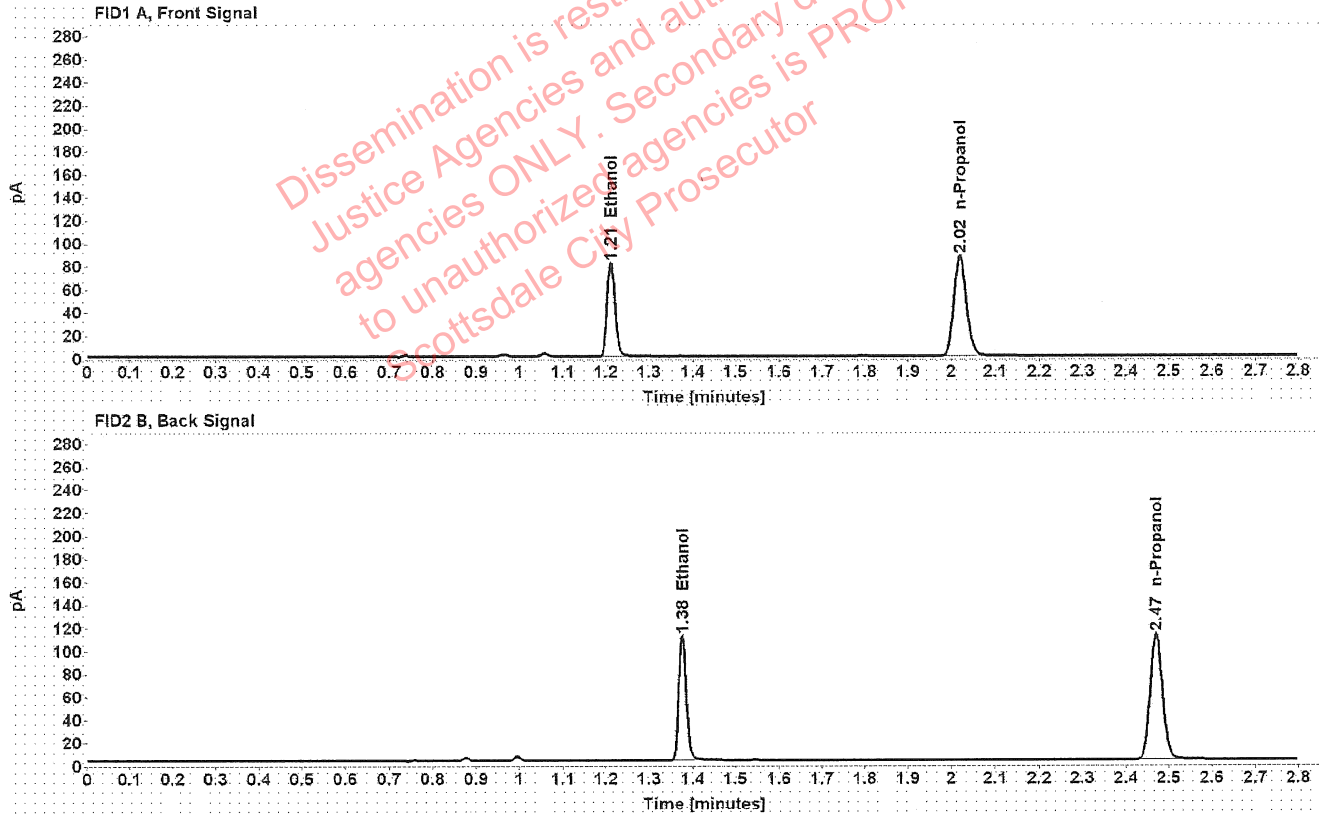


Table 1: FID 1 A (column DB-ALC1)

Compound	Amount (g/100mL)	Time (min)	Peak Area
>Ethanol	0.1648	1.212	104.181
n-Propanol	-----	2.019	173.476

Table 2: FID 2 B (column DB-ALC2)

Compound	Time (min)	Peak Area
Ethanol	1.376	132.334
n-Propanol	2.470	221.036

[REDACTED] : Canonico, Erika - (18-May-2022)

Case: [REDACTED] User: ecanonico 5/18/2022

Scottsdale Police Department Crime Lab Volatiles Analysis

Sample:	1420951	Vial:	25
Description:	[REDACTED]	LIMS ID:	[REDACTED]
Method:	ethanol quant.M	Sequence:	17May22
Instrument:	US14173023 CN14160045	Injection date:	5/17/2022 3:43:18 PM
Data file:	C:\Chem32\1\Data\17May22\25.D	Analyst:	Canonico

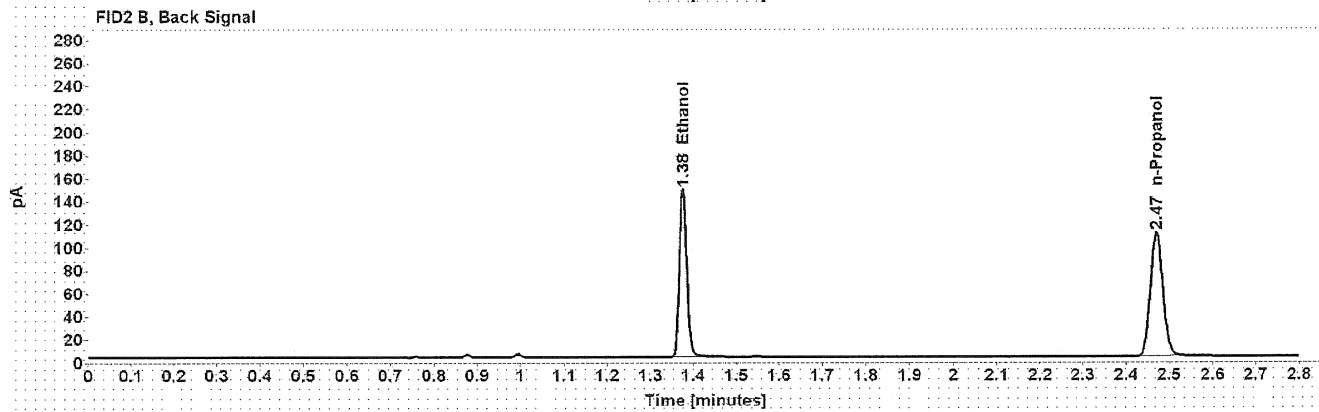
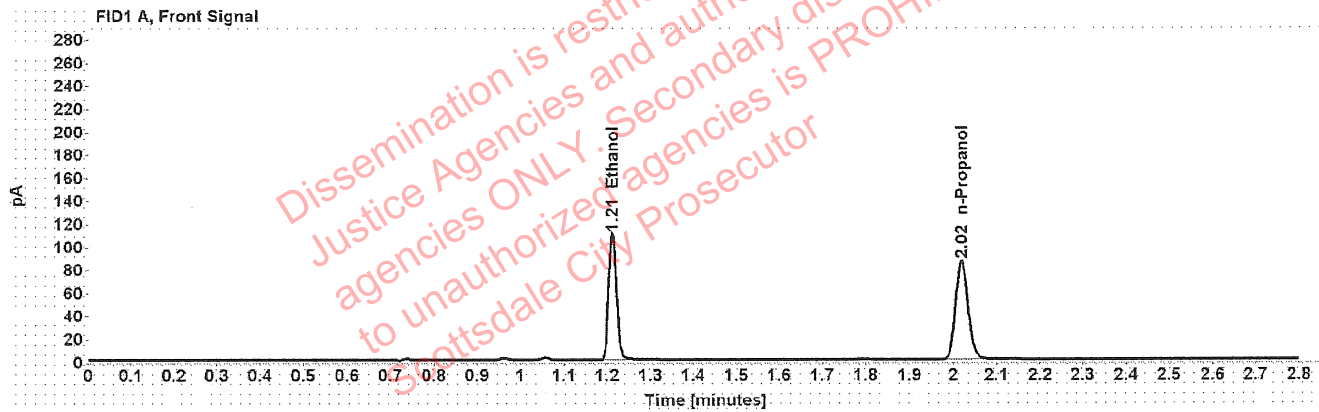


Table 1: FID 1 A (column DB-ALC1)

Compound	Amount (g/100mL)	Time (min)	Peak Area
>Ethanol	0.2246	1.212	139.675
n-Propanol	-----	2.019	170.245

Table 2: FID 2 B (column DB-ALC2)

Compound	Time (min)	Peak Area
Ethanol	1.376	178.326
n-Propanol	2.470	216.497

[REDACTED]: Canonico, Erika - (18-May-2022)

Case: [REDACTED] User: ecanonico 5/18/2022

Scottsdale Police Department Crime Lab Volatiles Analysis

Sample:	1420951	Vial:	26
Description:	[REDACTED]	LIMS ID:	[REDACTED]
Method:	ethanol quant.M	Sequence:	17May22
Instrument:	US14173023 CN14160045	Injection date:	5/17/2022 3:47:18 PM
Data file:	C:\Chem32\1\Data\17May22\26.D	Analyst:	Canonico

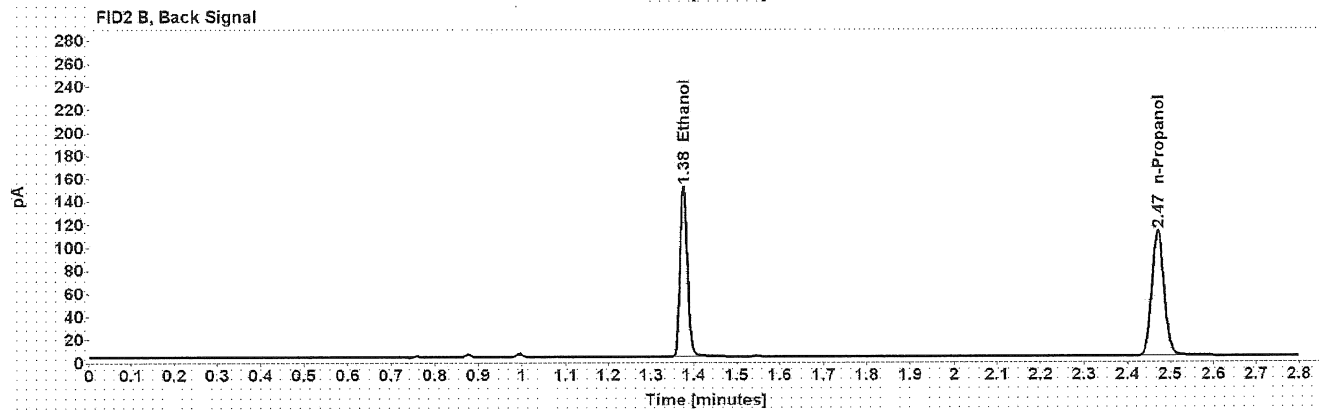
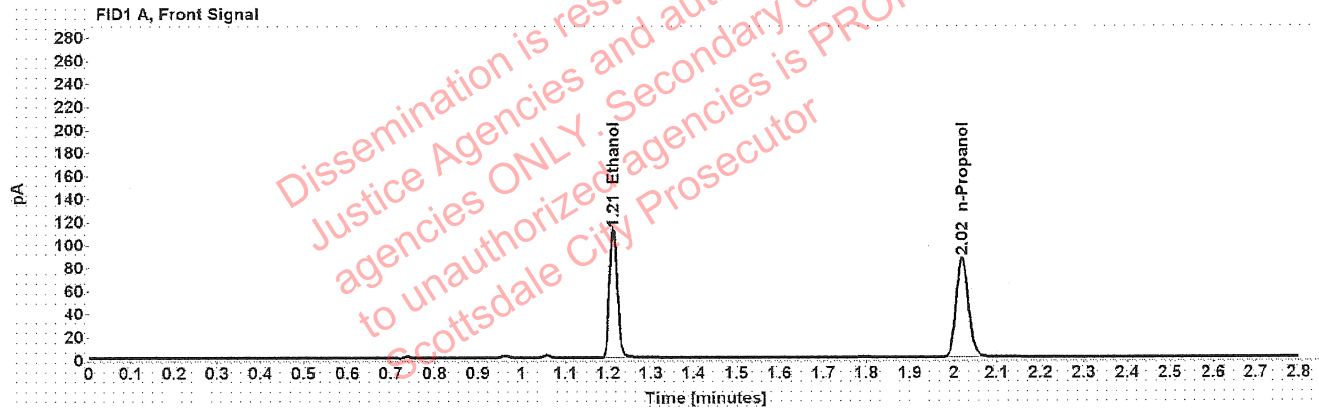


Table 1: FID 1 A (column DB-ALC1)

Compound	Amount (g/100mL)	Time (min)	Peak Area
>Ethanol	0.2253	1.212	141.594
n-Propanol	-----	2.019	172.018

Table 2: FID 2 B (column DB-ALC2)

Compound	Time (min)	Peak Area
Ethanol	1.376	180.891
n-Propanol	2.471	218.866

Scottsdale Police Department Crime Lab Volatiles Analysis

Sample:	VIAL246	Vial:	27
Description:	██████████	LIMS ID:	██████████
Method:	ethanol quant.M	Sequence:	17May22
Instrument:	US14173023 CN14160045	Injection date:	5/17/2022 3:51:18 PM
Data file:	C:\Chem32\1\Data\17May22\27.D		

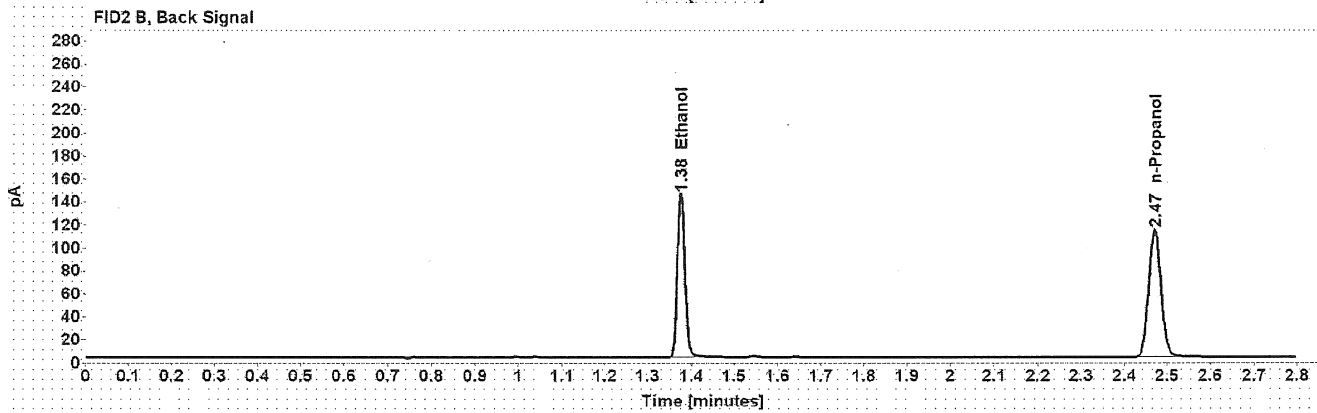
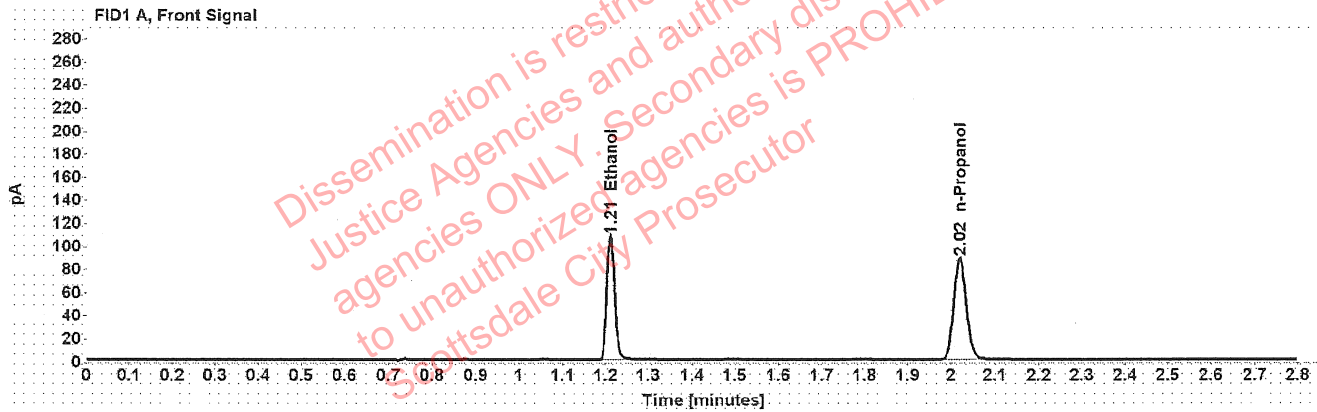


Table 1: FID 1 A (column DB-ALC1)

Compound	Amount (g/100mL)	Time (min)	Peak Area
>Ethanol	0.2122	1.212	135.819
n-Propanol	-----	2.019	175.245

Table 2: FID 2 B (column DB-ALC2)

Compound	Time (min)	Peak Area
Ethanol	1.376	172.982
n-Propanol	2.471	223.361

Scottsdale Police Department Crime Lab Volatiles Analysis

Sample:	VIAL246	Vial:	28
Description:	██████████	LIMS ID:	██████████
Method:	ethanol quant.M	Sequence:	17May22
Instrument:	US14173023 CN14160045	Injection date:	5/17/2022 3:55:18 PM
Data file:	C:\Chem32\1\Data\17May22\28.D		

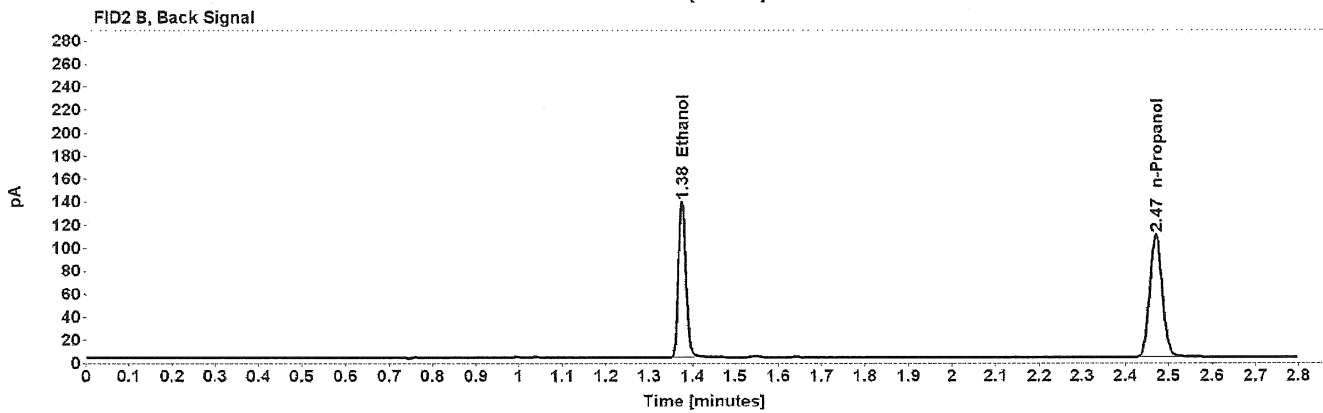
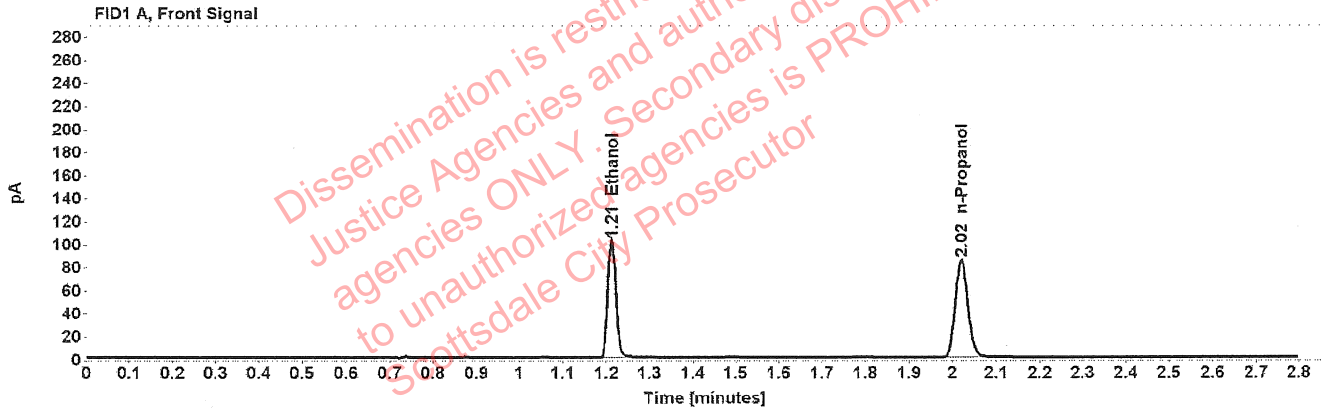


Table 1: FID 1 A (column DB-ALC1)

Compound	Amount (g/100mL)	Time (min)	Peak Area
>Ethanol	0.2095	1.212	129.493
n-Propanol	-----	2.020	169.245

Table 2: FID 2 B (column DB-ALC2)

Compound	Time (min)	Peak Area
Ethanol	1.376	164.989
n-Propanol	2.471	215.724

Scottsdale Police Department Crime Lab Volatiles Analysis

Sample:	VIAL154	Vial:	29
Description:	██████████	LIMS ID:	██████████
Method:	ethanol quant.M	Sequence:	17May22
Instrument:	US14173023 CN14160045	Injection date:	5/17/2022 3:59:17 PM
Data file:	C:\Chem32\1\Data\17May22\29.D	Analyst:	Canonico

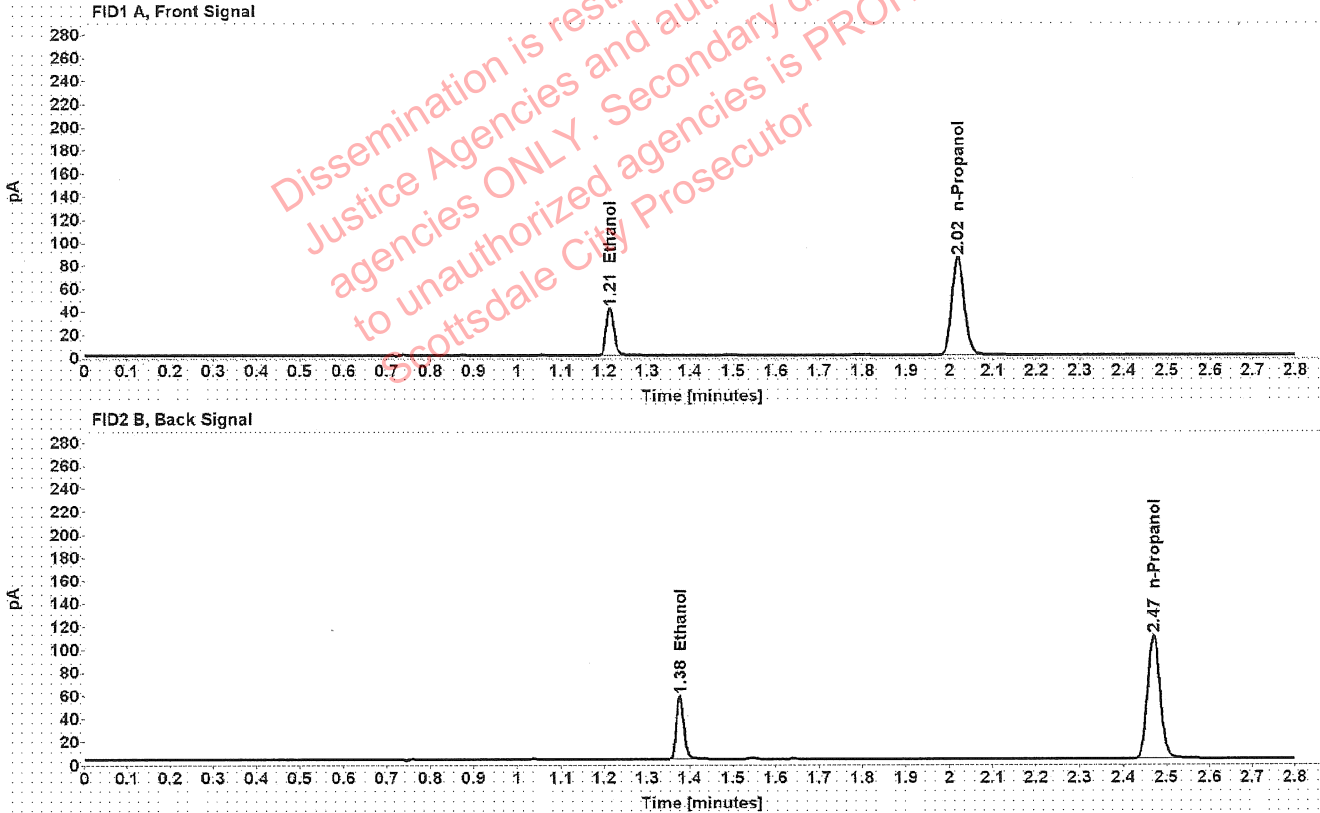


Table 1: FID 1 A (column DB-ALC1)

Compound	Amount (g/100mL)	Time (min)	Peak Area
>Ethanol	0.0857	1.213	52.550
n-Propanol	-----	2.019	169.597

Table 2: FID 2 B (column DB-ALC2)

Compound	Time (min)	Peak Area
Ethanol	1.376	66.825
n-Propanol	2.470	216.134

: Canonico, Erika - (18-May-2022)

Case: [REDACTED] User: ecanonico 5/18/2022

Scottsdale Police Department Crime Lab Volatiles Analysis

Sample:	VIAL154	Vial:	30
Description:	[REDACTED]	LIMS ID:	[REDACTED]
Method:	ethanol quant.M	Sequence:	17May22
Instrument:	US14173023 CN14160045	Injection date:	5/17/2022 4:03:17 PM
Data file:	C:\Chem32\1\Data\17May22\30.D	Analyst:	Canonico

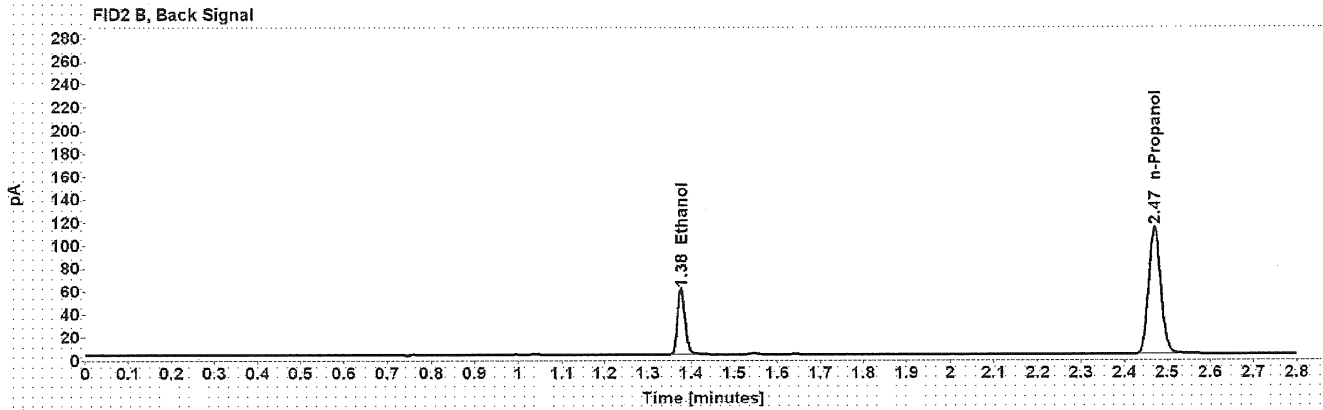
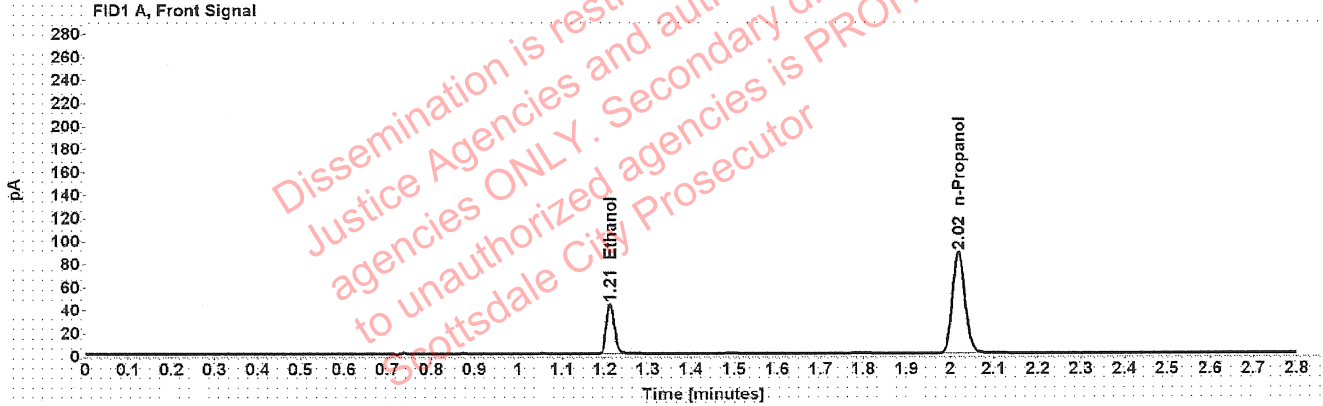


Table 1: FID 1 A (column DB-ALC1)

Compound	Amount (g/100mL)	Time (min)	Peak Area
>Ethanol	0.0868	1.213	54.952
n-Propanol	-----	2.019	175.208

Table 2: FID 2 B (column DB-ALC2)

Compound	Time (min)	Peak Area
Ethanol	1.376	69.822
n-Propanol	2.470	223.258

Scottsdale Police Department Crime Lab Volatiles Analysis

Sample:	VIAL126	Vial:	32
Description:	[REDACTED]	LIMS ID:	[REDACTED]
Method:	ethanol quant.M	Sequence:	17May22
Instrument:	US14173023 CN14160045	Injection date:	5/17/2022 4:11:32 PM
Data file:	C:\Chem32\1\Data\17May22\32.D	Analyst:	Canonico

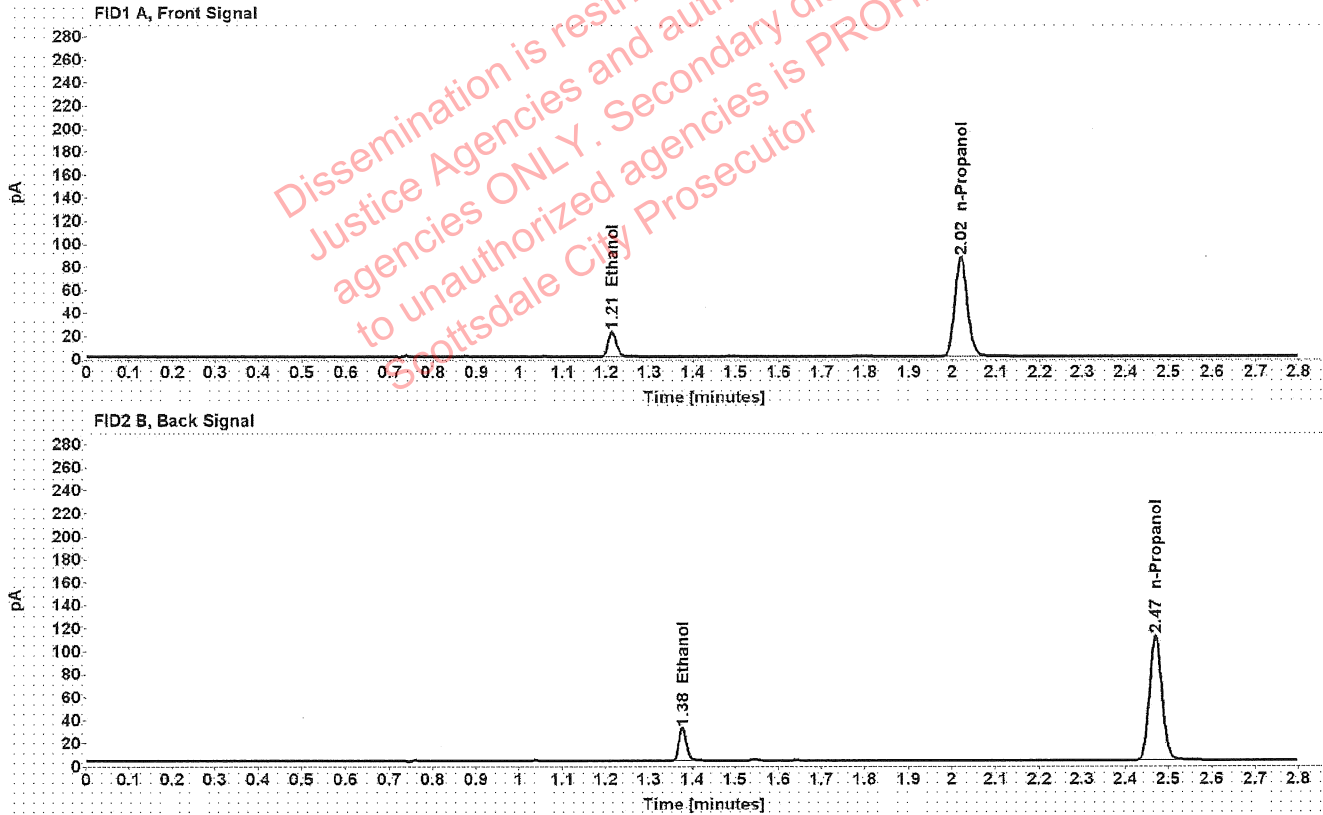


Table 1: FID 1 A (column DB-ALC1)

Compound	Amount (g/100mL)	Time (min)	Peak Area
>Ethanol	0.0448	1.214	27.453
n-Propanol	-----	2.019	172.332

Table 2: FID 2 B (column DB-ALC2)

Compound	Time (min)	Peak Area
Ethanol	1.377	34.739
n-Propanol	2.470	219.463

Scottsdale Police Department Crime Lab Volatiles Analysis

Sample:	VIAL126	Vial:	33
Description:	[REDACTED]	LIMS ID:	[REDACTED]
Method:	ethanol quant.M	Sequence:	17May22
Instrument:	US14173023 CN14160045	Injection date:	5/17/2022 4:15:32 PM
Data file:	C:\Chem32\1\Data\17May22\33.D	Analyst:	Canonico

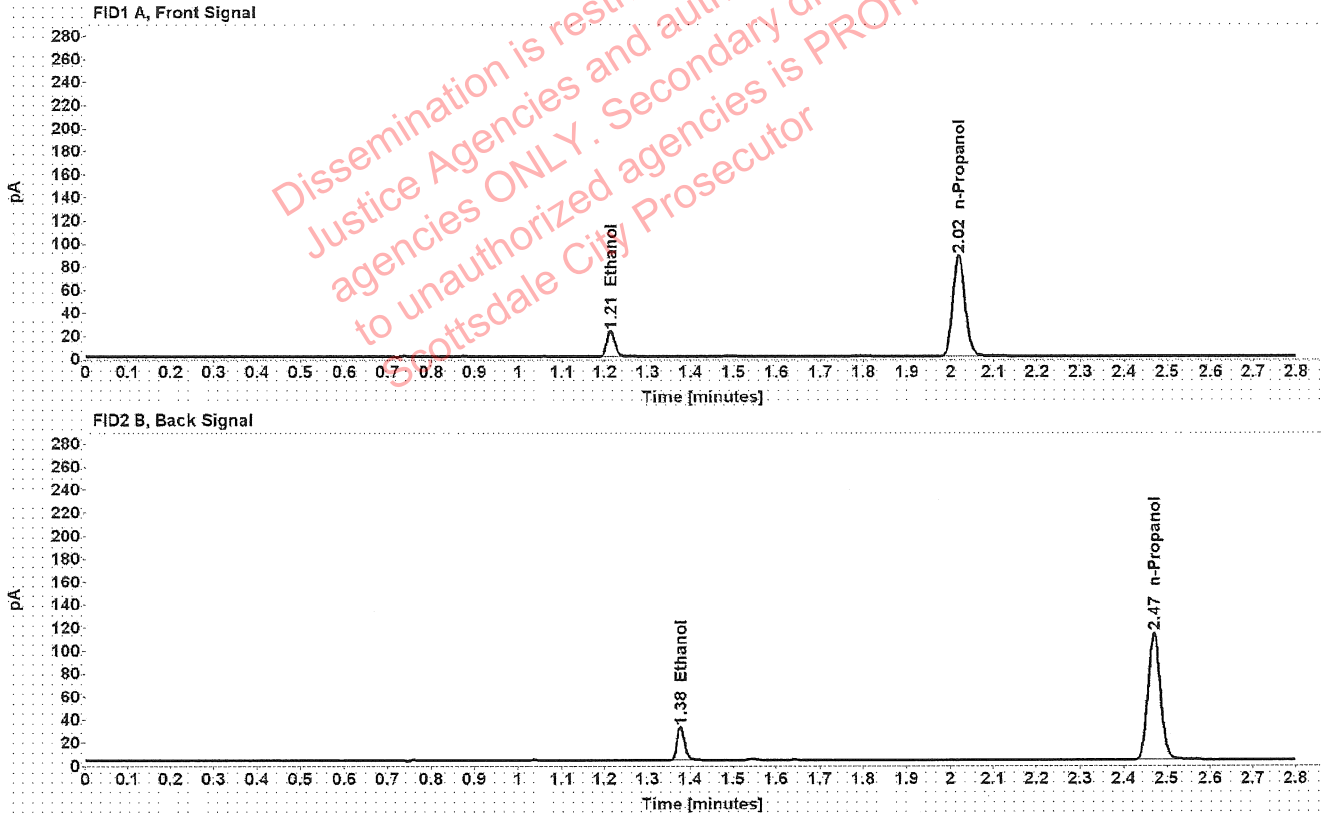


Table 1: FID 1 A (column DB-ALC1)

Compound	Amount (g/100mL)	Time (min)	Peak Area
>Ethanol	0.0448	1.214	27.787
n-Propanol	-----	2.019	174.325

Table 2: FID 2 B (column DB-ALC2)

Compound	Time (min)	Peak Area
Ethanol	1.377	35.340
n-Propanol	2.470	222.184

[REDACTED] : Canonico, Erika - (18-May-2022)

Case: [REDACTED] User: ecanonico 5/18/2022

Scottsdale Police Department Crime Lab Volatiles Analysis

Sample:	VIAL200	Vial:	34
Description:	[REDACTED]	LIMS ID:	[REDACTED]
Method:	ethanol quant.M	Sequence:	17May22
Instrument:	US14173023 CN14160045	Injection date:	5/17/2022 4:19:33 PM
Data file:	C:\Chem32\1\Data\17May22\34.D	Analyst:	Canonico

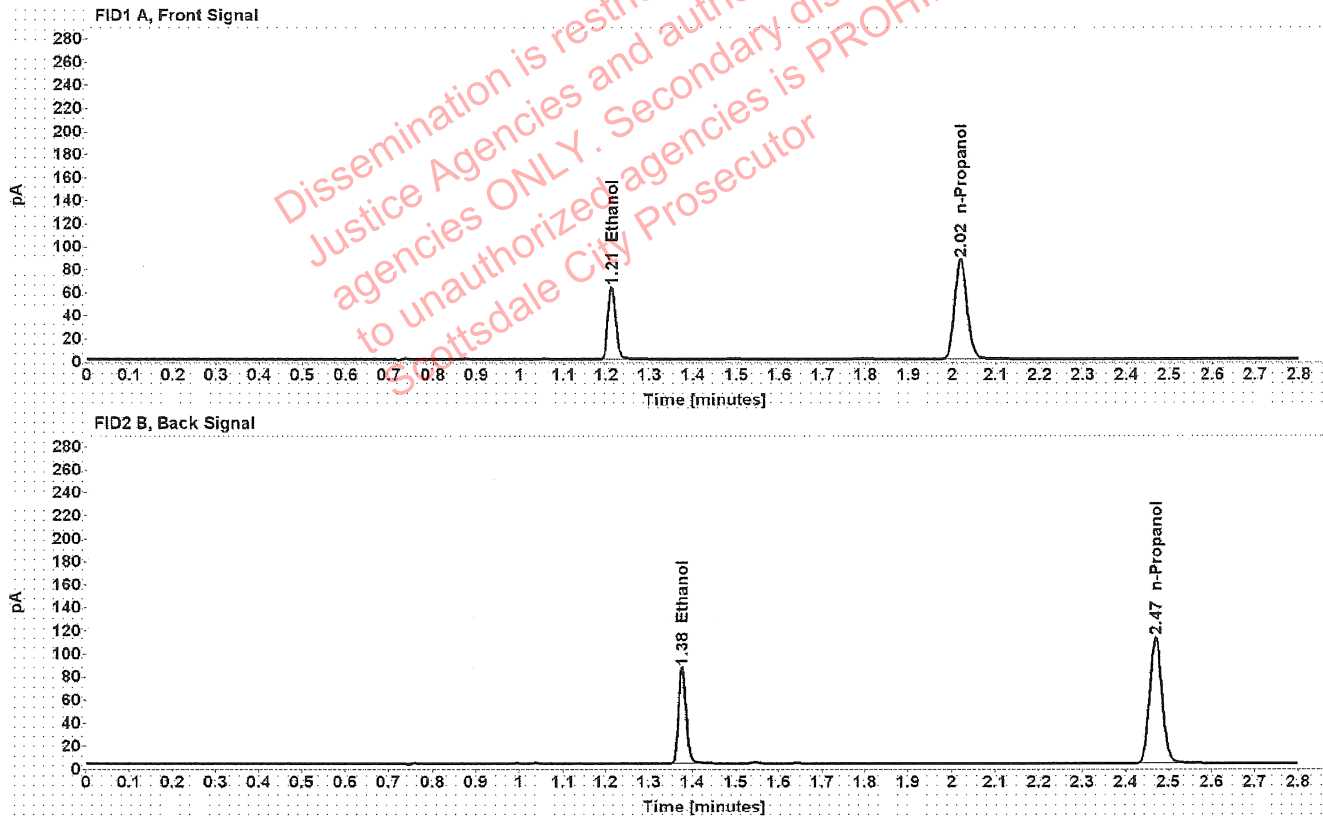


Table 1: FID 1 A (column DB-ALC1)

Compound	Amount (g/100mL)	Time (min)	Peak Area
>Ethanol	0.1275	1.212	80.055
n-Propanol	-----	2.019	172.746

Table 2: FID 2 B (column DB-ALC2)

Compound	Time (min)	Peak Area
Ethanol	1.376	101.638
n-Propanol	2.470	220.162

[REDACTED]: Canonico, Erika - (18-May-2022)

Case: [REDACTED] User: ecanonico 5/18/2022

Scottsdale Police Department Crime Lab Volatiles Analysis

Sample:	VIAL200	Vial:	35
Description:	[REDACTED]	LIMS ID:	[REDACTED]
Method:	ethanol quant.M	Sequence:	17May22
Instrument:	US14173023 CN14160045	Injection date:	5/17/2022 4:23:33 PM
Data file:	C:\Chem32\1\Data\17May22\35.D	Analyst:	Canonico

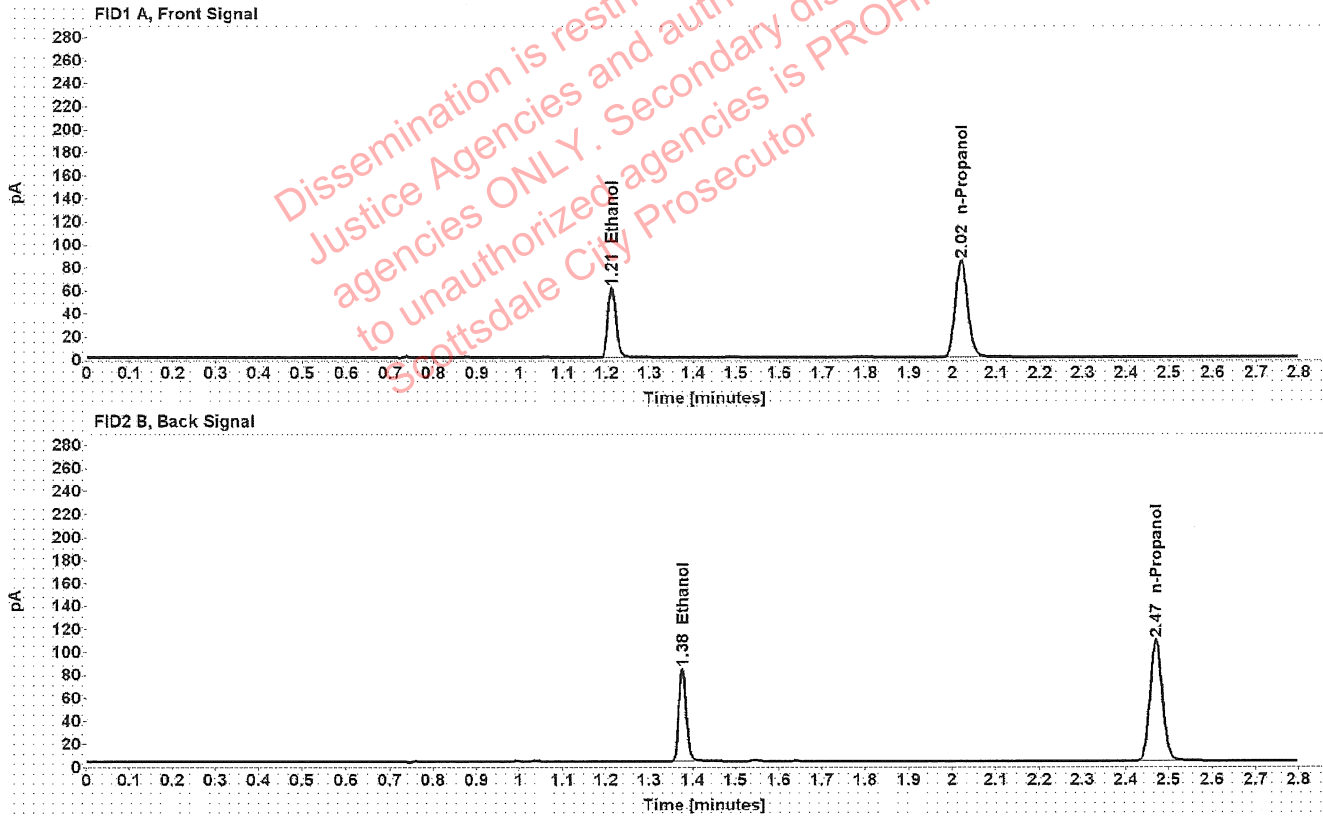


Table 1: FID 1 A (column DB-ALC1)

Compound	Amount (g/100mL)	Time (min)	Peak Area
>Ethanol	0.1267	1.212	77.223
n-Propanol	-----	2.019	167.751

Table 2: FID 2 B (column DB-ALC2)

Compound	Time (min)	Peak Area
Ethanol	1.376	98.045
n-Propanol	2.470	213.767

██████████: Canonico, Erika - (18-May-2022)

Case: ██████████ User: ecanonico 5/18/2022

Scottsdale Police Department Crime Lab Volatiles Analysis

Sample:	1421547	Vial:	36
Description:	██████████	LIMS ID:	██████████
Method:	ethanol quant.M	Sequence:	17May22
Instrument:	US14173023 CN14160045	Injection date:	5/17/2022 4:27:32 PM
Data file:	C:\Chem32\1\Data\17May22\36.D	Analyst:	Canonico

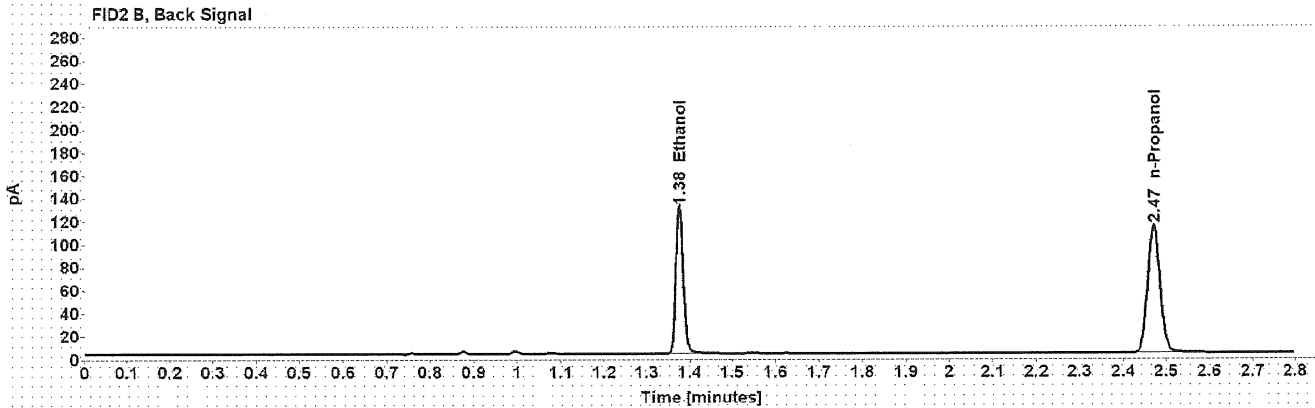
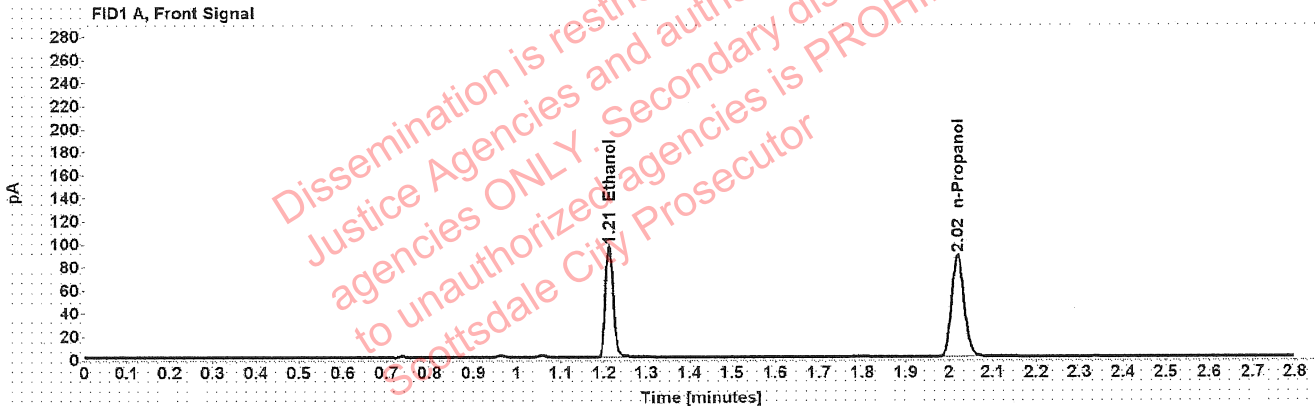


Table 1: FID 1 A (column DB-ALC1)

Compound	Amount (g/100mL)	Time (min)	Peak Area
>Ethanol	0.1910	1.212	122.410
n-Propanol	-----	2.020	175.663

Table 2: FID 2 B (column DB-ALC2)

Compound	Time (min)	Peak Area
Ethanol	1.376	156.134
n-Propanol	2.471	223.796

Scottsdale Police Department Crime Lab Volatiles Analysis

Sample:	1421547	Vial:	37
Description:	██████████	LIMS ID:	██████████
Method:	ethanol quant.M	Sequence:	17May22
Instrument:	US14173023 CN14160045	Injection date:	5/17/2022 4:31:47 PM
Data file:	C:\Chem32\1\Data\17May22\37.D	Analyst:	Canonico

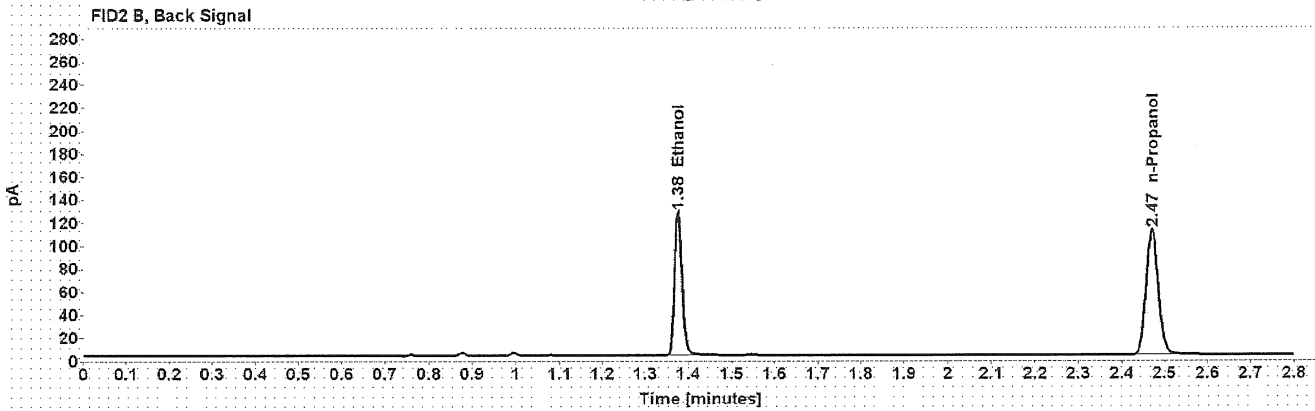
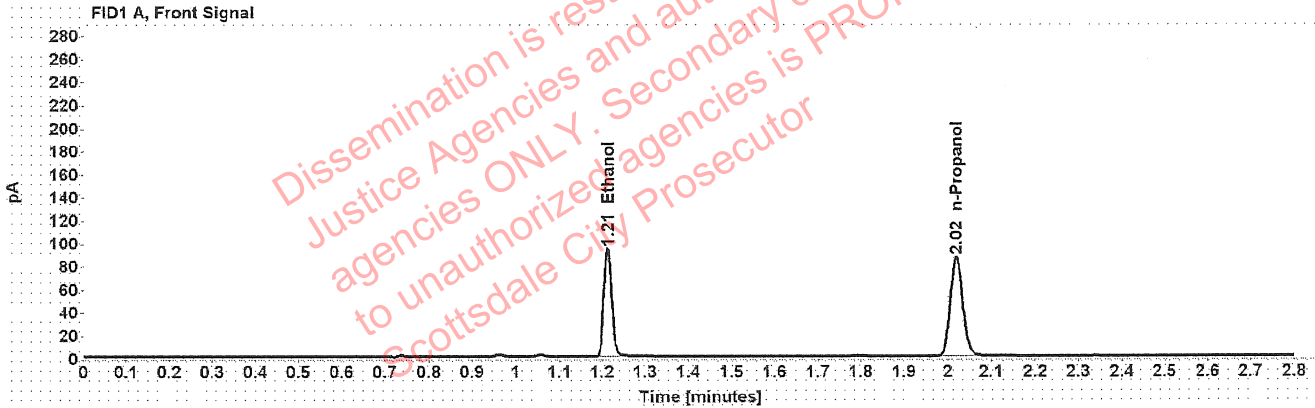


Table 1: FID 1 A (column DB-ALC1)

Compound	Amount (g/100mL)	Time (min)	Peak Area
>Ethanol	0.1901	1.212	119.189
n-Propanol	-----	2.020	171.820

Table 2: FID 2 B (column DB-ALC2)

Compound	Time (min)	Peak Area
Ethanol	1.376	152.076
n-Propanol	2.471	218.739

[REDACTED]: Canonico, Erika - (18-May-2022)

Case: [REDACTED] User: ecanonico 5/18/2022

Scottsdale Police Department Crime Lab Volatiles Analysis

Sample:	1421427	Vial:	38
Description:	[REDACTED]	LIMS ID:	[REDACTED]
Method:	ethanol quant.M	Sequence:	17May22
Instrument:	US14173023 CN14160045	Injection date:	5/17/2022 4:35:48 PM
Data file:	C:\Chem32\1\Data\17May22\38.D	Analyst:	Canonico

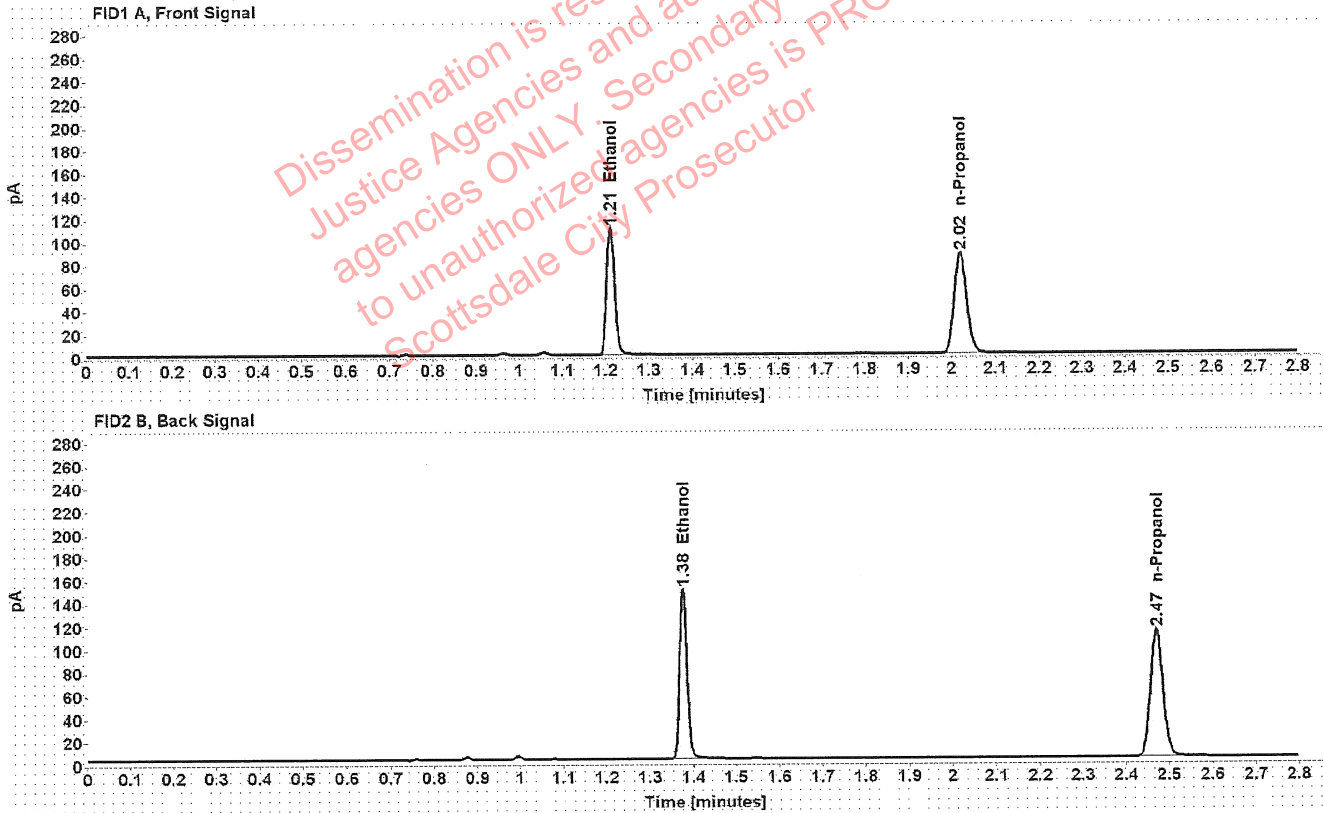


Table 1: FID 1 A (column DB-ALC1)

Compound	Amount (g/100mL)	Time (min)	Peak Area
>Ethanol	0.2207	1.212	140.696
n-Propanol	-----	2.020	174.528

Table 2: FID 2 B (column DB-ALC2)

Compound	Time (min)	Peak Area
Ethanol	1.376	180.173
n-Propanol	2.471	222.117

Scottsdale Police Department Crime Lab Volatiles Analysis

Sample:	1421427	Vial:	39
Description:	[REDACTED]	LIMS ID:	[REDACTED]
Method:	ethanol quant.M	Sequence:	17May22
Instrument:	US14173023 CN14160045	Injection date:	5/17/2022 4:39:48 PM
Data file:	C:\Chem32\1\Data\17May22\39.D	Analyst:	Canonico

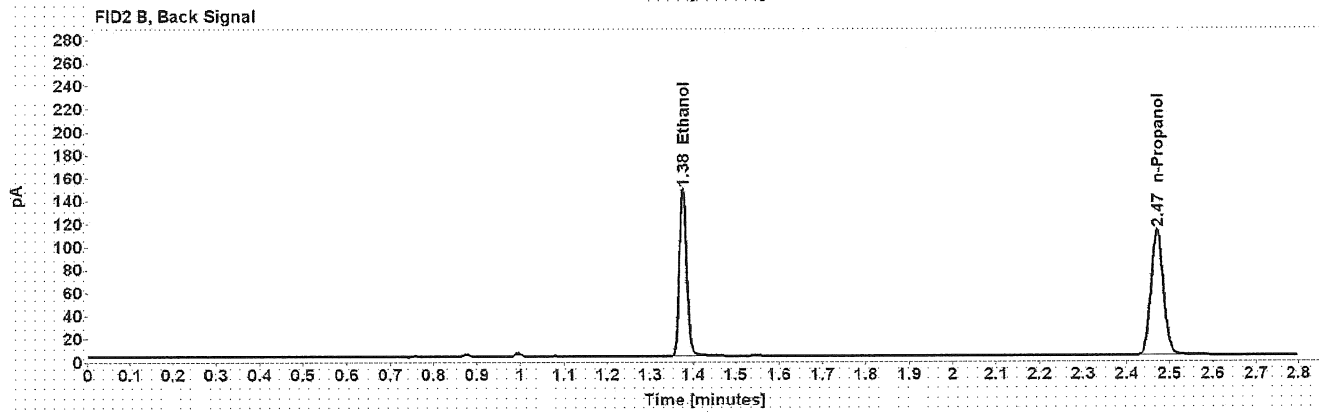
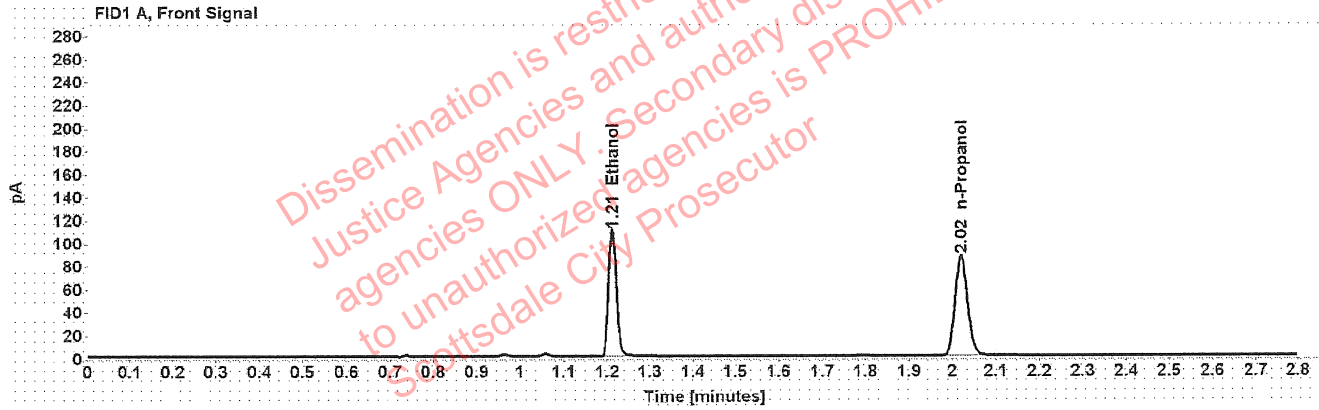


Table 1: FID 1 A (column DB-ALC1)

Compound	Amount (g/100mL)	Time (min)	Peak Area
>Ethanol	0.2206	1.212	139.010
n-Propanol	-----	2.020	172.480

Table 2: FID 2 B (column DB-ALC2)

Compound	Time (min)	Peak Area
Ethanol	1.376	177.483
n-Propanol	2.471	219.650

Scottsdale Police Department Crime Lab Volatiles Analysis

Sample:	1420923	Vial:	40
Description:	[REDACTED]	LIMS ID:	[REDACTED]
Method:	ethanol quant.M	Sequence:	17May22
Instrument:	US14173023 CN14160045	Injection date:	5/17/2022 4:43:48 PM
Data file:	C:\Chem32\1\Data\17May22\40.D	Analyst:	Canonico

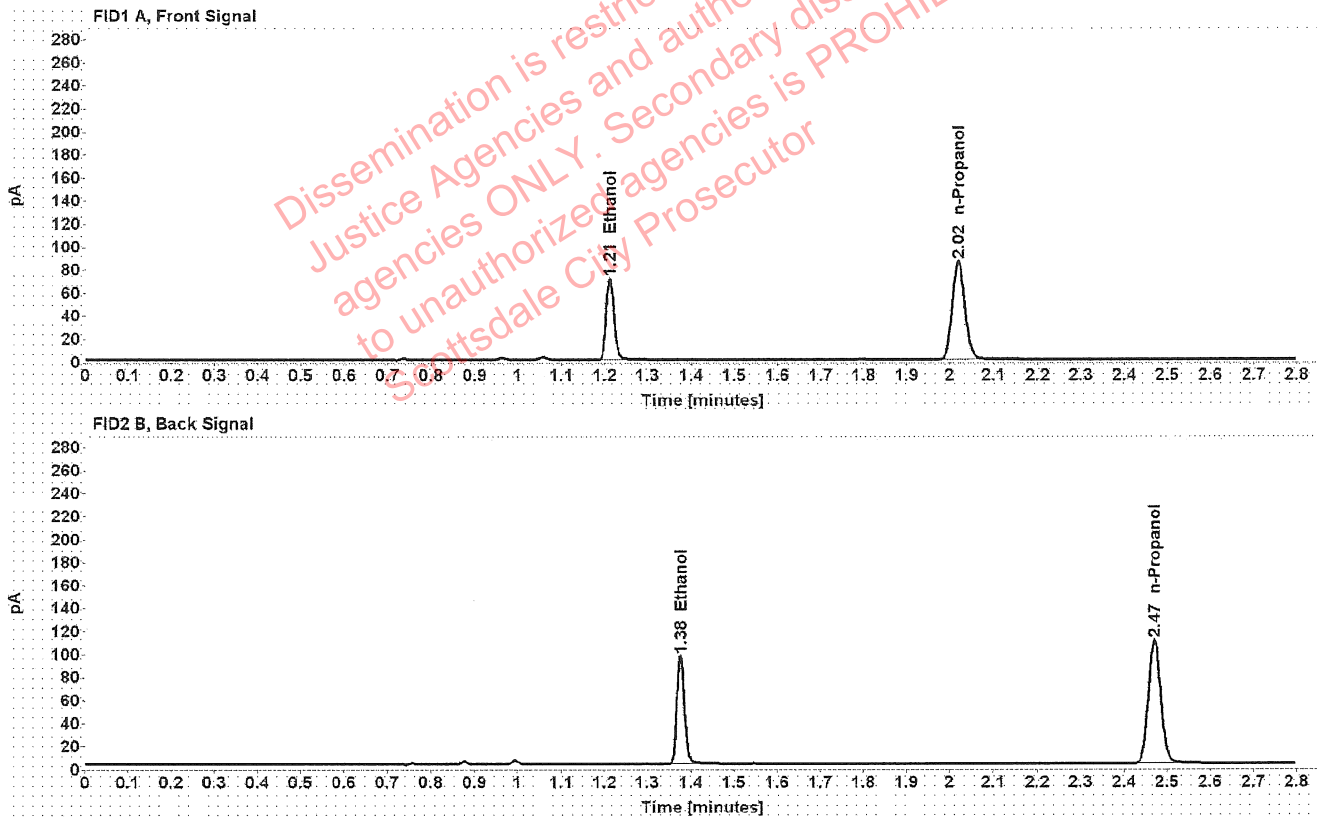


Table 1: FID 1 A (column DB-ALC1)

Compound	Amount (g/100mL)	Time (min)	Peak Area
>Ethanol	0.1459	1.212	90.321
n-Propanol	-----	2.019	170.069

Table 2: FID 2 B (column DB-ALC2)

Compound	Time (min)	Peak Area
Ethanol	1.376	114.742
n-Propanol	2.470	216.551

[REDACTED]: Canonico, Erika - (18-May-2022)

Case: [REDACTED] User: ecanonico 5/18/2022

Scottsdale Police Department Crime Lab Volatiles Analysis

Sample:	1420923	Vial:	41
Description:	[REDACTED]	LIMS ID:	[REDACTED]
Method:	ethanol quant.M	Sequence:	17May22
Instrument:	US14173023 CN14160045	Injection date:	5/17/2022 4:47:48 PM
Data file:	C:\Chem32\1\Data\17May22\41.D	Analyst:	Canonico

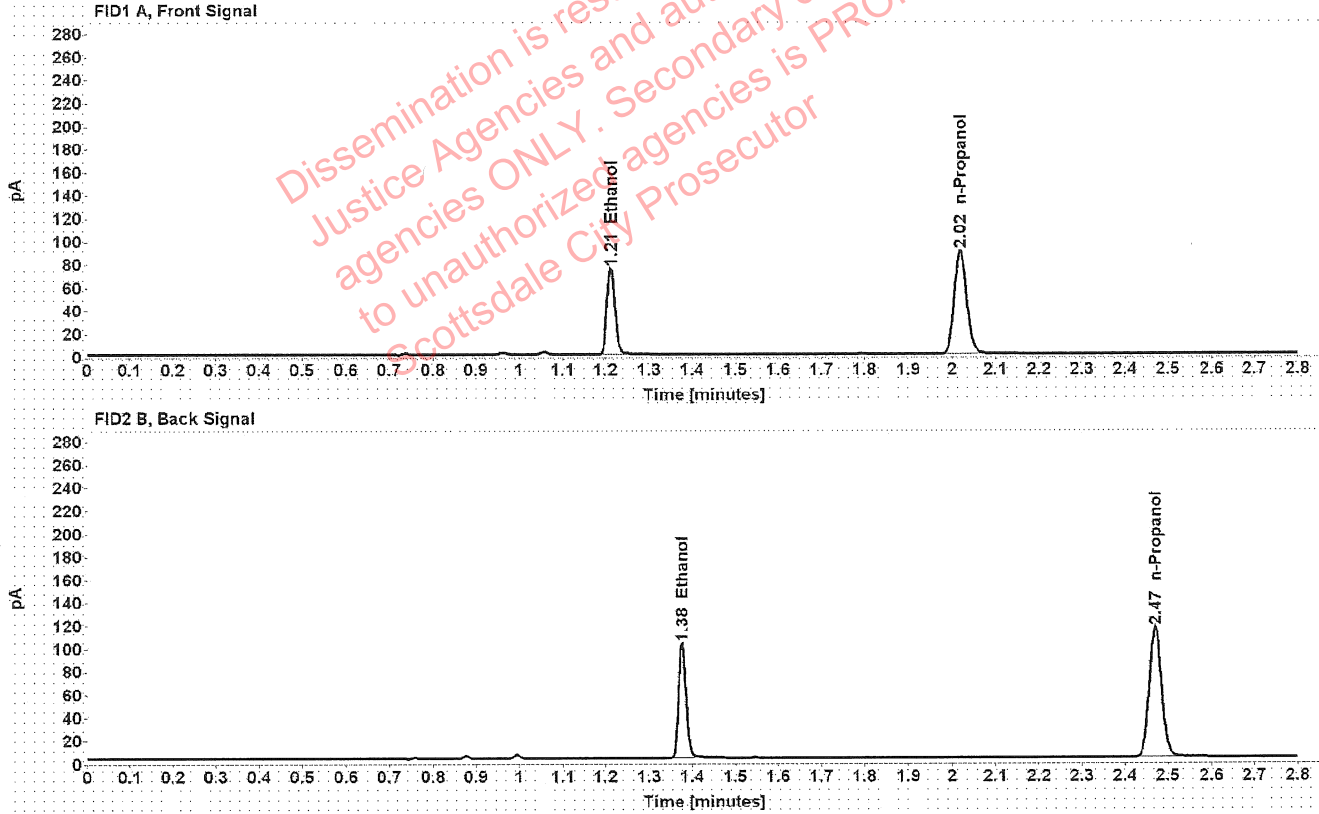


Table 1: FID 1 A (column DB-ALC1)

Compound	Amount (g/100mL)	Time (min)	Peak Area
>Ethanol	0.1473	1.212	95.412
n-Propanol	-----	2.019	177.959

Table 2: FID 2 B (column DB-ALC2)

Compound	Time (min)	Peak Area
Ethanol	1.376	121.278
n-Propanol	2.470	226.605

Case: [REDACTED] : Canonico, Erika - (18-May-2022)

User: ecanonico 5/18/2022

Scottsdale Police Department Crime Lab Volatiles Analysis

Sample:	1421715	Vial:	43
Description:	[REDACTED]	LIMS ID:	[REDACTED]
Method:	ethanol quant.M	Sequence:	17May22
Instrument:	US14173023 CN14160045	Injection date:	5/17/2022 4:56:02 PM
Data file:	C:\Chem32\1\Data\17May22\43.D	Analyst:	Canonico

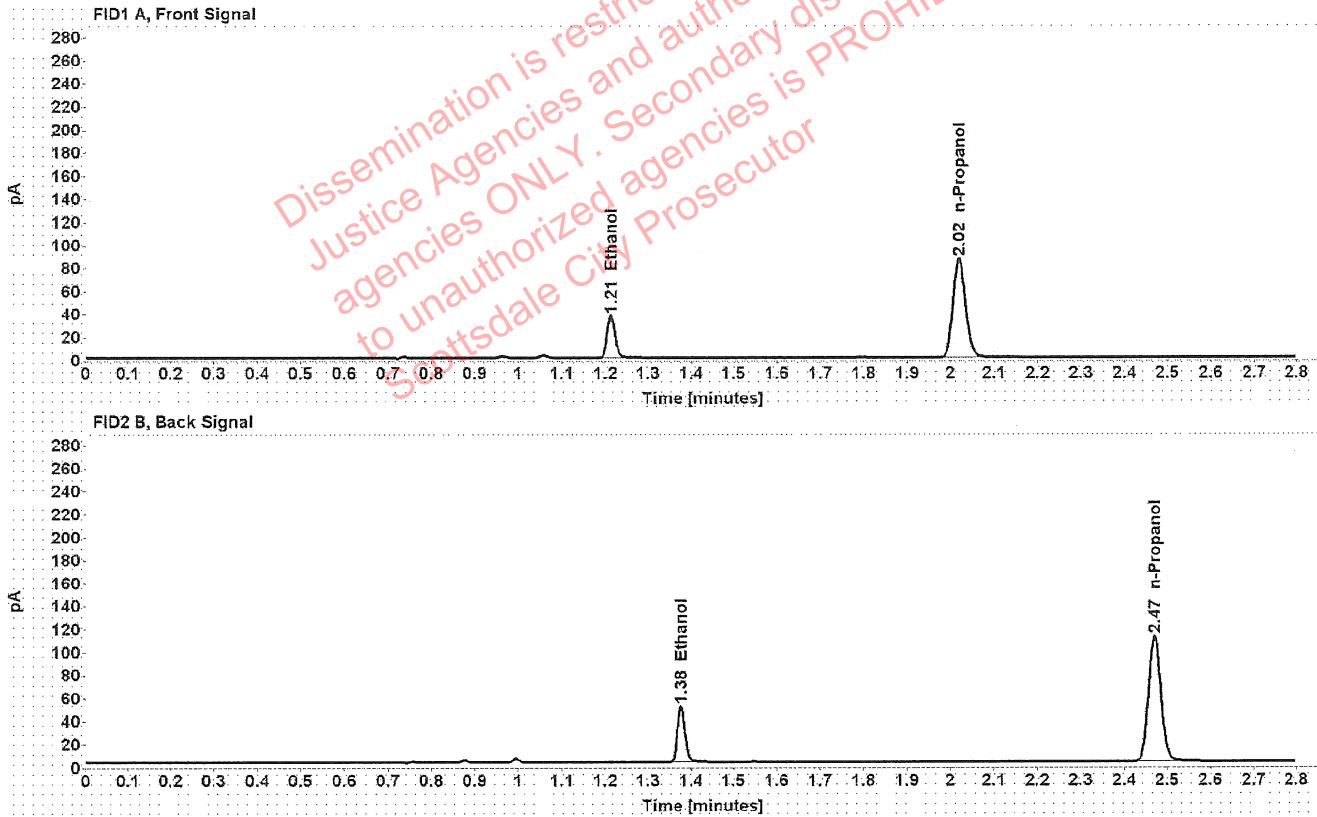


Table 1: FID 1 A (column DB-ALC1)

Compound	Amount (g/100mL)	Time (min)	Peak Area
>Ethanol	0.0755	1.213	46.756
n-Propanol	-----	2.019	171.820

Table 2: FID 2 B (column DB-ALC2)

Compound	Time (min)	Peak Area
Ethanol	1.376	59.437
n-Propanol	2.470	218.970

[REDACTED] : Canonico, Erika - (18-May-2022)

Case [REDACTED] User: ecanonico 5/18/2022

Scottsdale Police Department Crime Lab Volatiles Analysis

Sample:	1421715	Vial:	44
Description:	[REDACTED]	LIMS ID:	[REDACTED]
Method:	ethanol quant.M	Sequence:	17May22
Instrument:	US14173023 CN14160045	Injection date:	5/17/2022 5:00:03 PM
Data file:	C:\Chem32\1\Data\17May22\44.D	Analyst:	Canonico

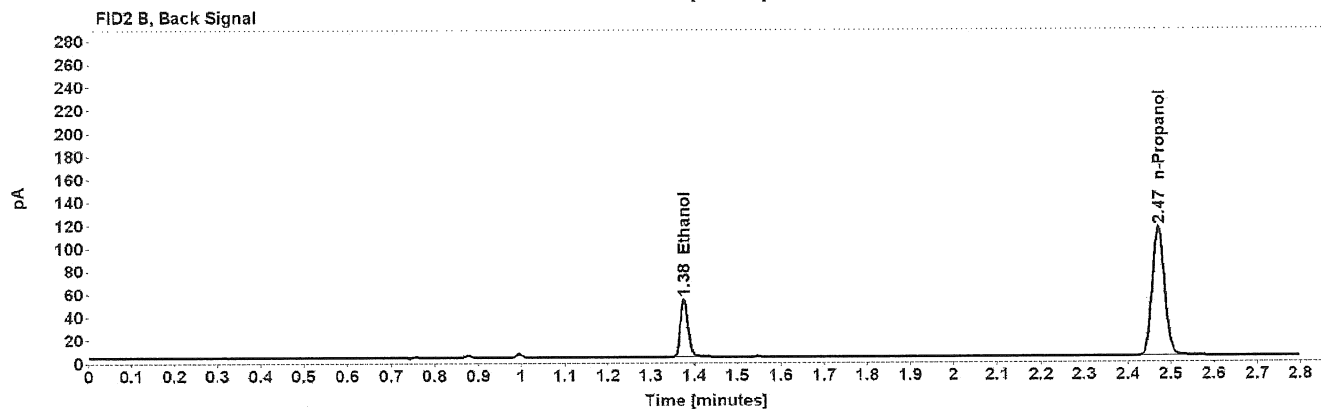
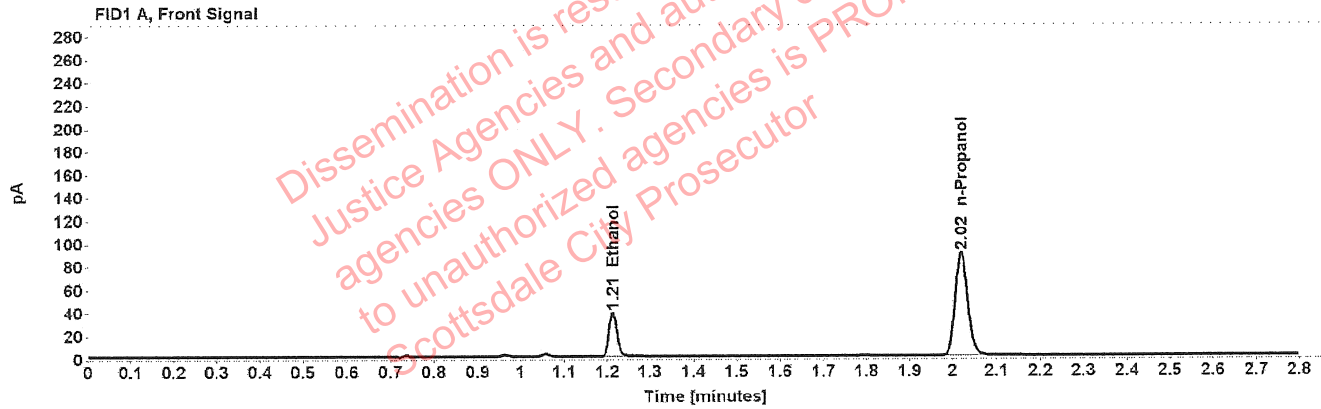


Table 1: FID 1 A (column DB-ALC1)

Compound	Amount (g/100mL)	Time (min)	Peak Area
>Ethanol	0.0760	1.213	48.722
n-Propanol	-----	2.019	177.849

Table 2: FID 2 B (column DB-ALC2)

Compound	Time (min)	Peak Area
Ethanol	1.377	61.958
n-Propanol	2.471	226.648

Scottsdale Police Department Crime Lab Volatiles Analysis

Sample:	1421976	Vial:	45
Description:	[REDACTED]	LIMS ID:	[REDACTED]
Method:	ethanol quant.M	Sequence:	17May22
Instrument:	US14173023 CN14160045	Injection date:	5/17/2022 5:04:03 PM
Data file:	C:\Chem32\1\Data\17May22\45.D	Analyst:	Canonico

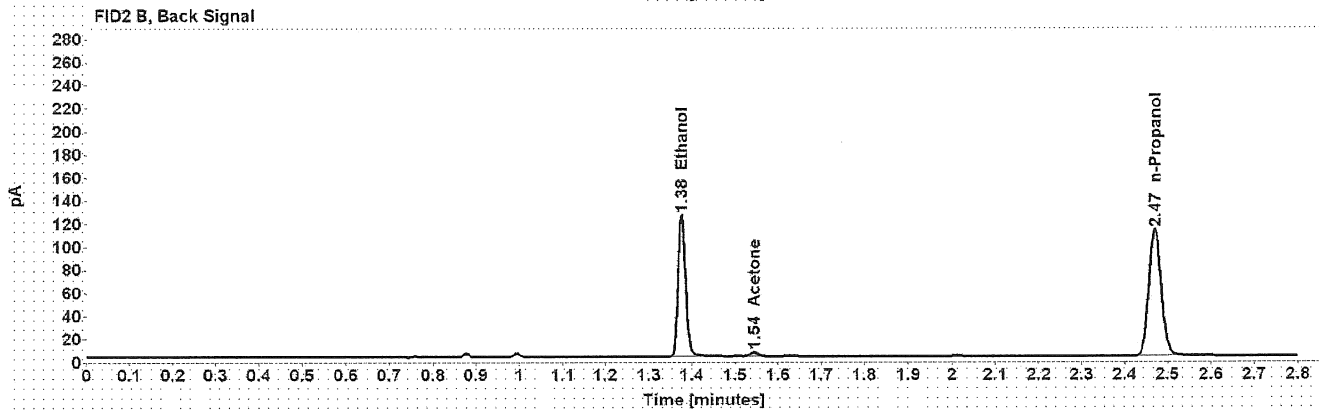
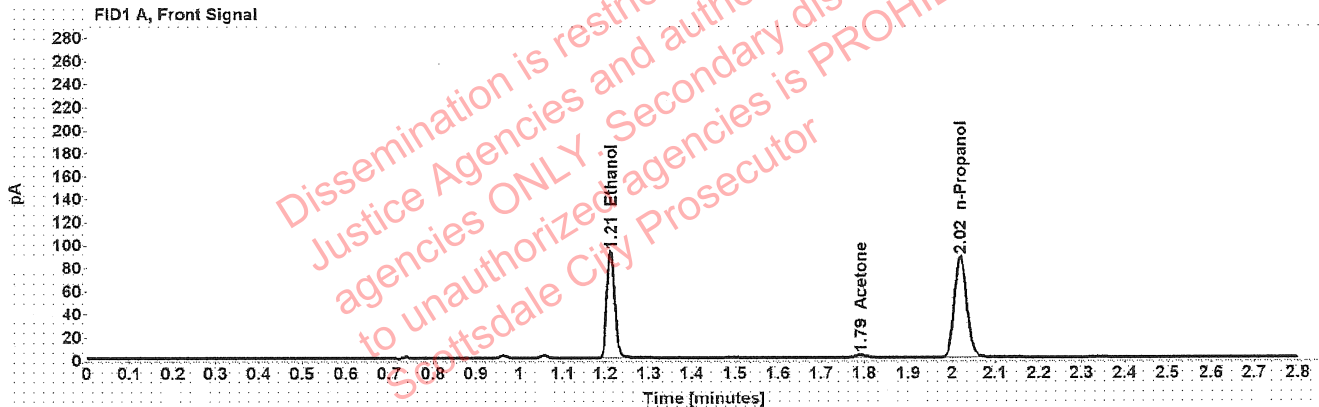


Table 1: FID 1 A (column DB-ALC1)

Compound	Amount (g/100mL)	Time (min)	Peak Area
>Ethanol	0.1854	1.212	117.603
Acetone	-----	1.791	3.855
n-Propanol	-----	2.020	173.903

Table 2: FID 2 B (column DB-ALC2)

Compound	Time (min)	Peak Area
Ethanol	1.376	150.057
Acetone	1.545	4.769
n-Propanol	2.471	221.454

Scottsdale Police Department Crime Lab Volatiles Analysis

Sample:	1421976	Vial:	46
Description:	██████████	LIMS ID:	██████████
Method:	ethanol quant.M	Sequence:	17May22
Instrument:	US14173023 CN14160045	Injection date:	5/17/2022 5:08:03 PM
Data file:	C:\Chem32\1\Data\17May22\46.D	Analyst:	Canonico

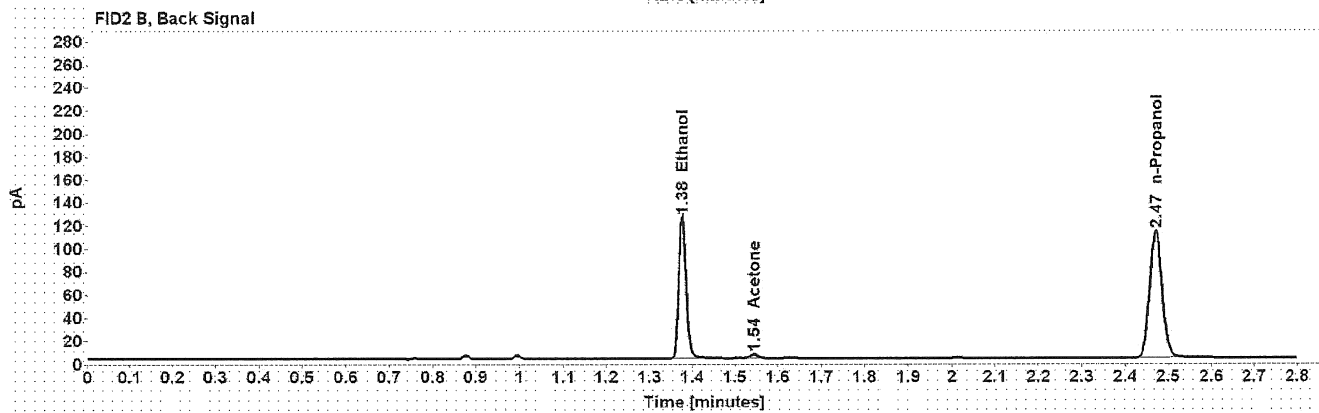
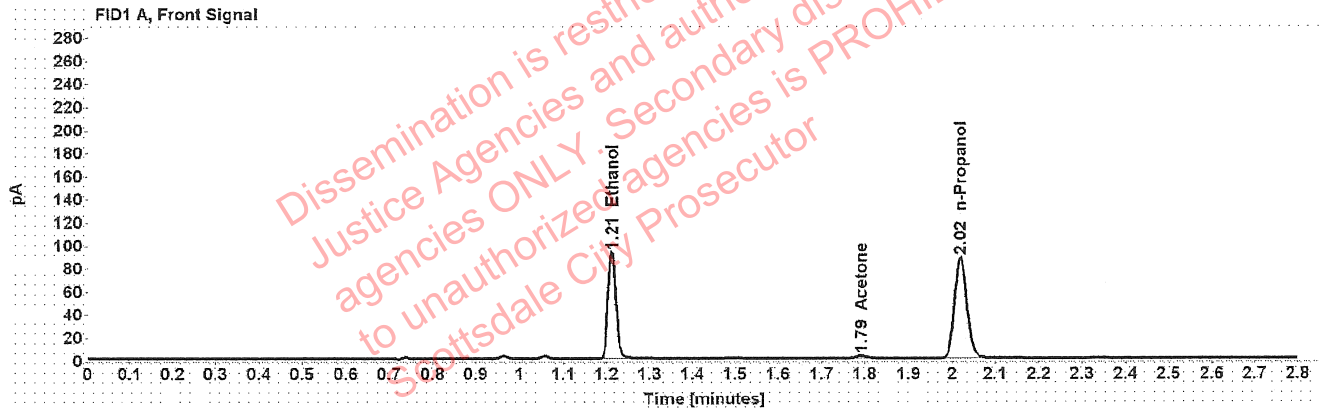


Table 1: FID 1 A (column DB-ALC1)

Compound	Amount (g/100mL)	Time (min)	Peak Area
>Ethanol	0.1852	1.212	117.889
Acetone	-----	1.791	3.883
n-Propanol	-----	2.020	174.465

Table 2: FID 2 B (column DB-ALC2)

Compound	Time (min)	Peak Area
Ethanol	1.376	150.487
Acetone	1.545	4.830
n-Propanol	2.471	222.363

Case: [REDACTED]: Canonico, Erika - (18-May-2022)

User: ecanonico 5/18/2022

Scottsdale Police Department Crime Lab Volatiles Analysis

Sample:	1422035	Vial:	47
Description:	[REDACTED]	LIMS ID:	[REDACTED]
Method:	ethanol quant.M	Sequence:	17May22
Instrument:	US14173023 CN14160045	Injection date:	5/17/2022 5:12:02 PM
Data file:	C:\Chem32\1\Data\17May22\47.D	Analyst:	Canonico

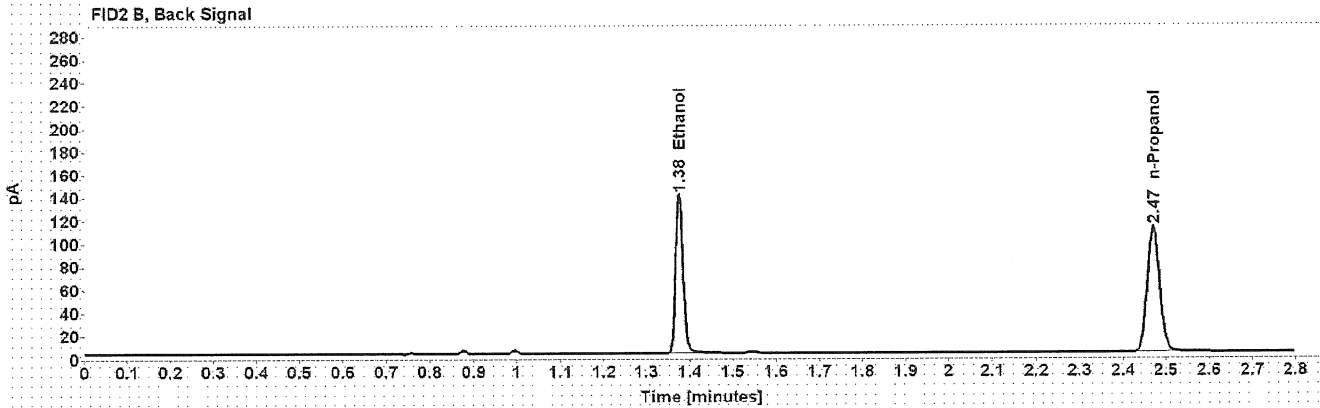
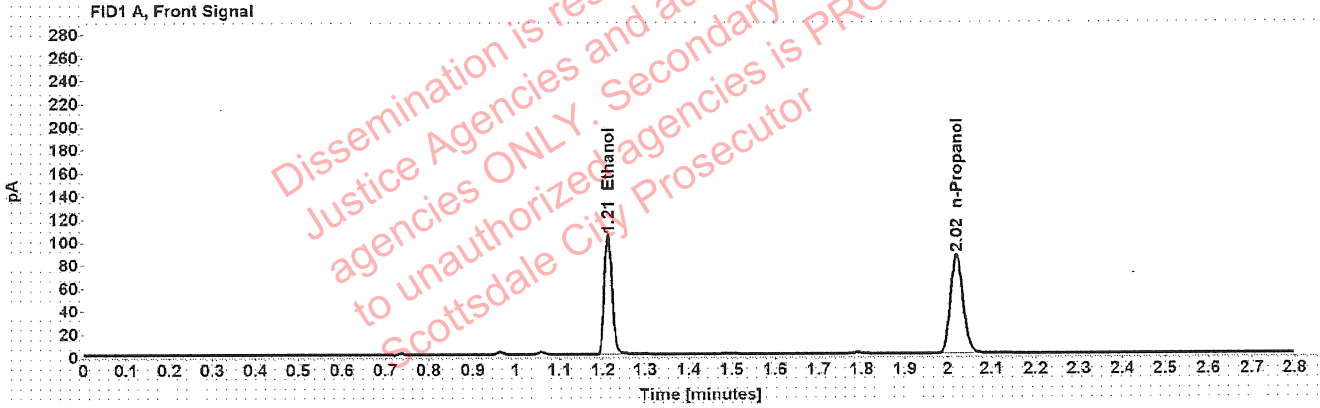


Table 1: FID 1 A (column DB-ALC1)

Compound	Amount (g/100mL)	Time (min)	Peak Area
>Ethanol	0.2097	1.212	131.634
n-Propanol	-----	2.020	171.890

Table 2: FID 2 B (column DB-ALC2)

Compound	Time (min)	Peak Area
Ethanol	1.376	168.001
n-Propanol	2.471	218.635

Scottsdale Police Department Crime Lab Volatiles Analysis

Sample:	1422035	Vial:	48
Description:	[REDACTED]	LIMS ID:	[REDACTED]
Method:	ethanol quant.M	Sequence:	17May22
Instrument:	US14173023 CN14160045	Injection date:	5/17/2022 5:16:03 PM
Data file:	C:\Chem32\1\Data\17May22\48.D	Analyst:	Canonico

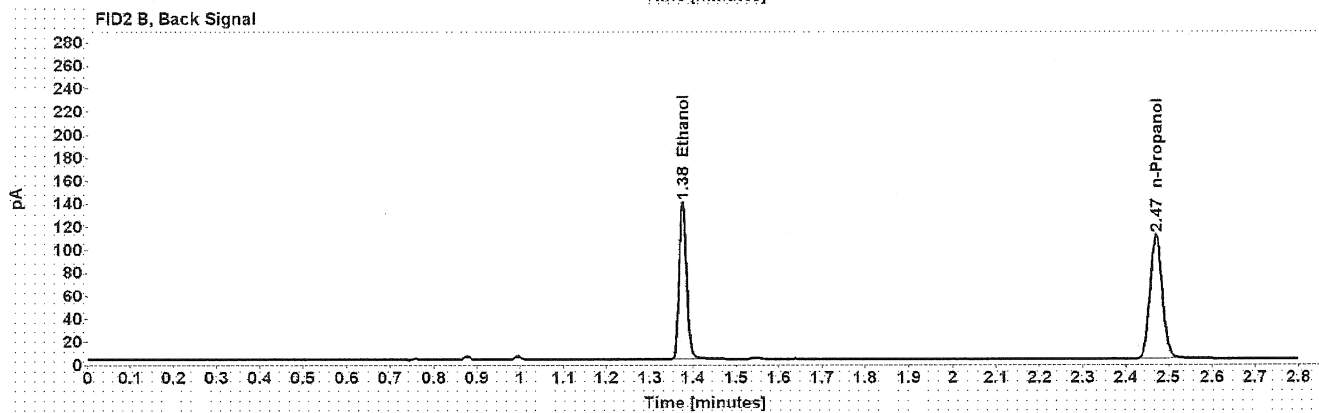
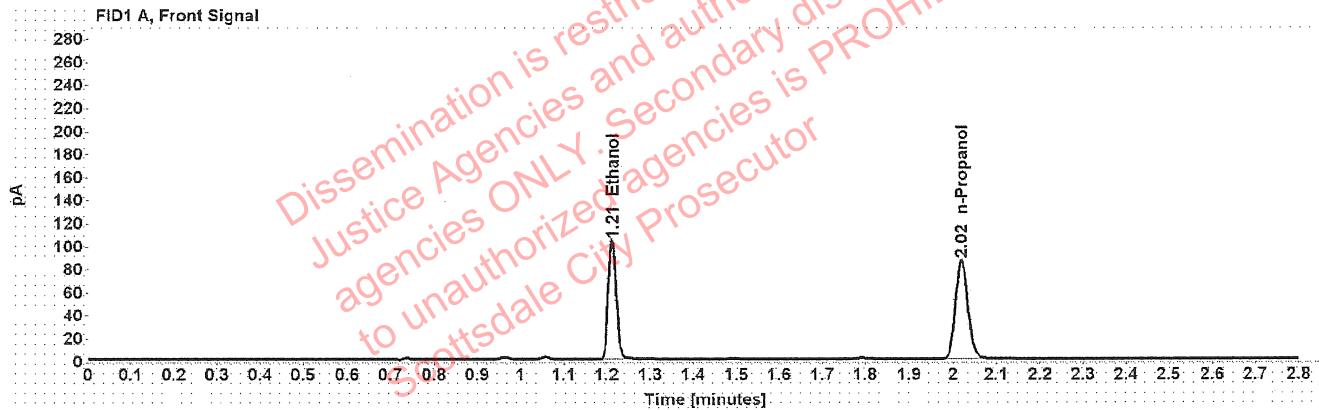


Table 1: FID 1 A (column DB-ALC1)

Compound	Amount (g/100mL)	Time (min)	Peak Area
>Ethanol	0.2095	1.212	130.807
n-Propanol	-----	2.020	171.021

Table 2: FID 2 B (column DB-ALC2)

Compound	Time (min)	Peak Area
Ethanol	1.376	167.299
n-Propanol	2.471	217.541

[REDACTED] : Canonico, Erika - (18-May-2022)

Case: [REDACTED] User: ecanonico 5/18/2022

Scottsdale Police Department Crime Lab Volatiles Analysis

Sample:	1419306	Vial:	49
Description:	[REDACTED]	LIMS ID:	[REDACTED]
Method:	ethanol quant.M	Sequence:	17May22
Instrument:	US14173023 CN14160045	Injection date:	5/17/2022 5:20:17 PM
Data file:	C:\Chem32\1\Data\17May22\49.D	Analyst:	Canonico

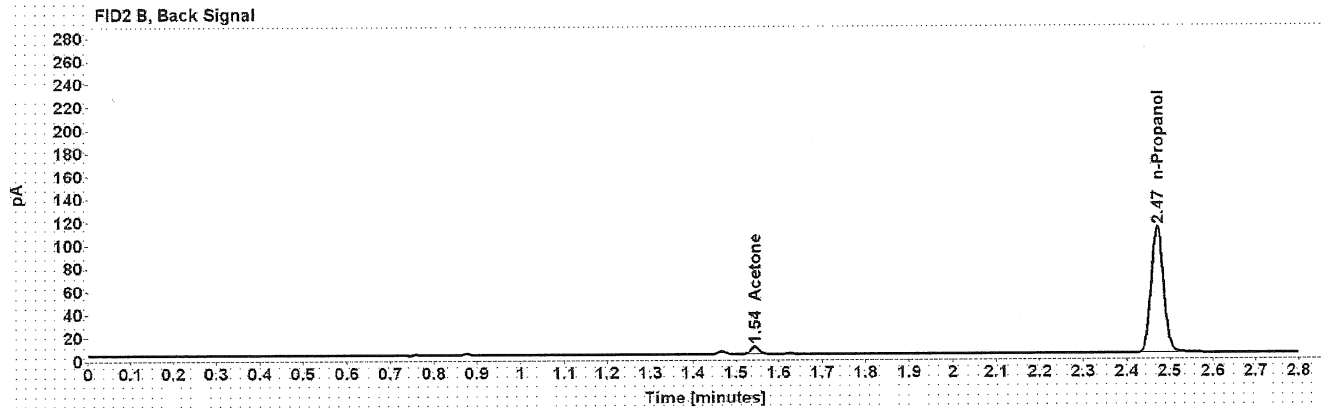
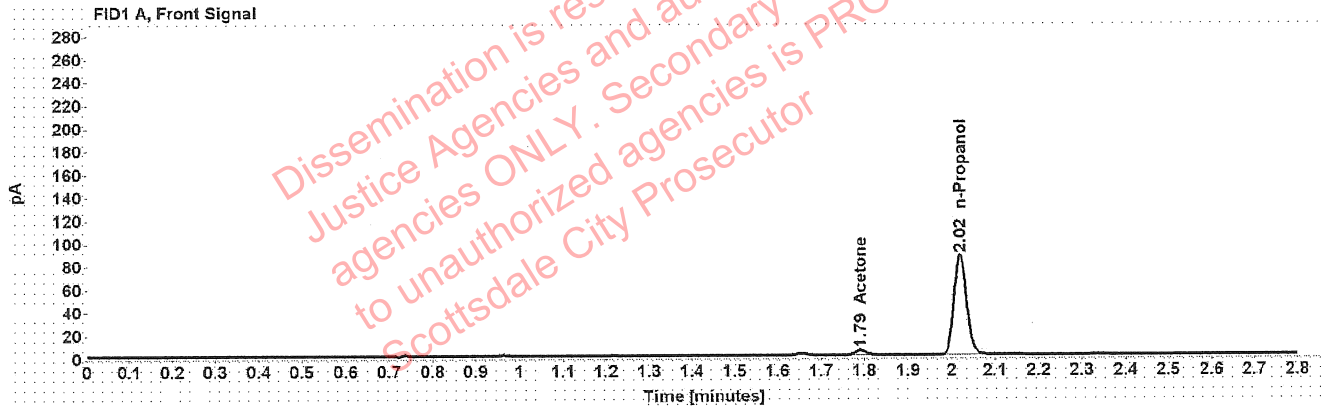


Table 1: FID 1 A (column DB-ALC1)

Compound	Amount (g/100mL)	Time (min)	Peak Area
Acetone	-----	1.790	7.004
n-Propanol	-----	2.020	172.680

Table 2: FID 2 B (column DB-ALC2)

Compound	Time (min)	Peak Area
Acetone	1.544	9.384
n-Propanol	2.471	220.667

[REDACTED]: Canonico, Erika - (18-May-2022)

Case: [REDACTED] User: ecanonico 5/18/2022

Scottsdale Police Department Crime Lab Volatiles Analysis

Sample:	1419306	Vial:	50
Description:	[REDACTED]	LIMS ID:	[REDACTED]
Method:	ethanol quant.M	Sequence:	17May22
Instrument:	US14173023 CN14160045	Injection date:	5/17/2022 5:24:18 PM
Data file:	C:\Chem32\1\Data\17May22\50.D	Analyst:	Canonico

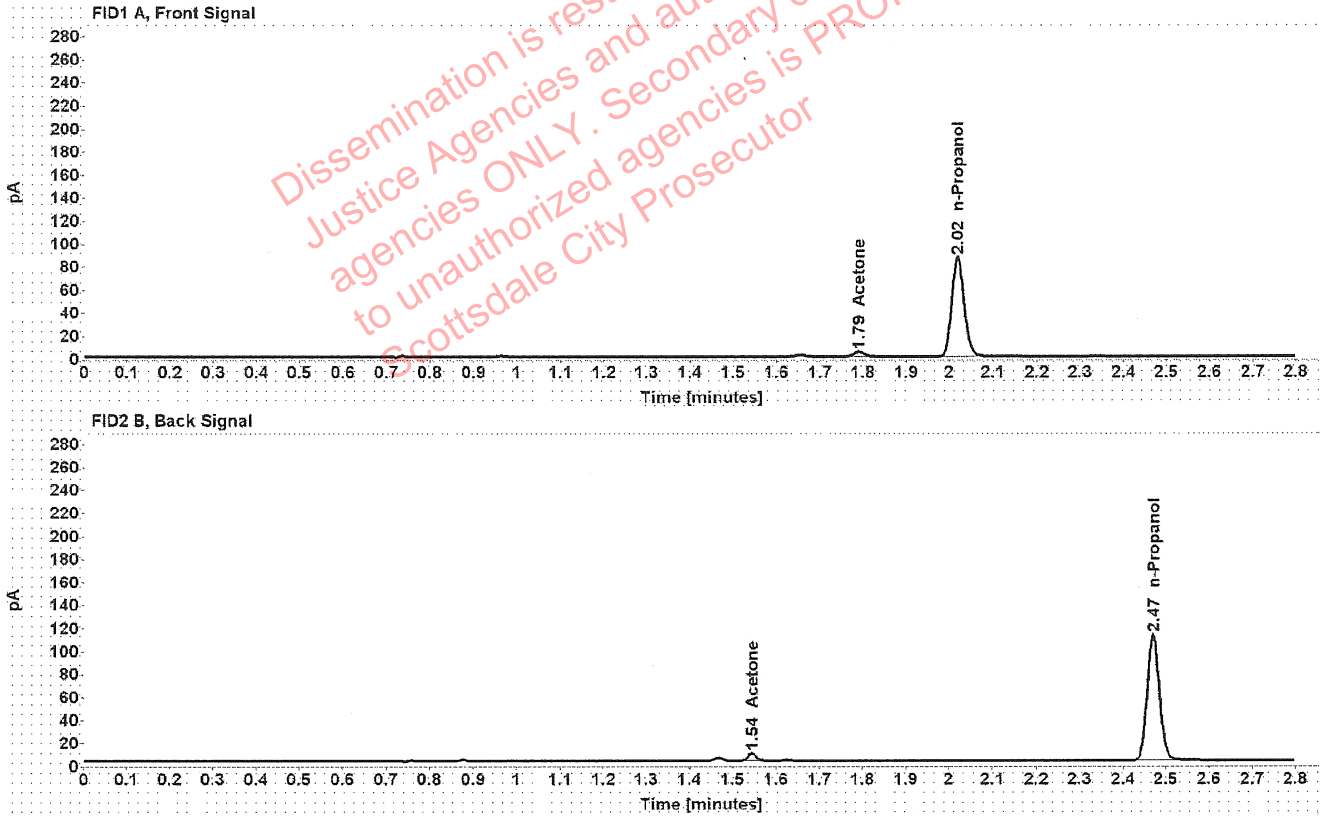


Table 1: FID 1 A (column DB-ALC1)

Compound	Amount (g/100mL)	Time (min)	Peak Area
Acetone	-----	1.790	6.984
n-Propanol	-----	2.020	172.671

Table 2: FID 2 B (column DB-ALC2)

Compound	Time (min)	Peak Area
Acetone	1.544	8.971
n-Propanol	2.471	220.573

Scottsdale Police Department Crime Lab Volatiles Analysis

Sample:	1394244	Vial:	51
Description:	[REDACTED]	LIMS ID:	[REDACTED]
Method:	ethanol quant.M	Sequence:	17May22
Instrument:	US14173023 CN14160045	Injection date:	5/17/2022 5:28:17 PM
Data file:	C:\Chem32\1\Data\17May22\51.D	Analyst:	Canonico

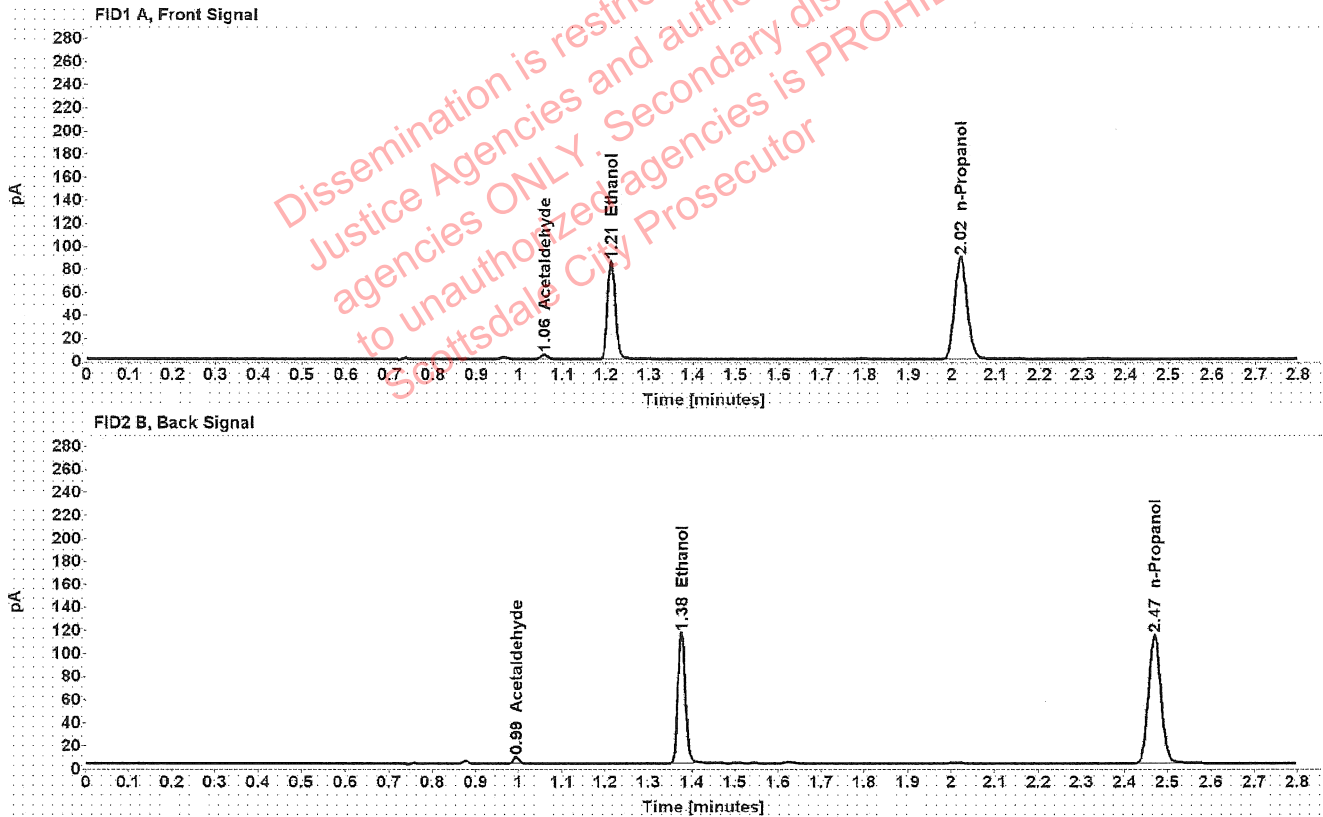


Table 1: FID 1 A (column DB-ALC1)

Compound	Amount (g/100mL)	Time (min)	Peak Area
Acetaldehyde	-----	1.057	4.045
>Ethanol	0.1694	1.212	108.682
n-Propanol	-----	2.019	176.047

Table 2: FID 2 B (column DB-ALC2)

Compound	Time (min)	Peak Area
Acetaldehyde	0.994	5.341
Ethanol	1.376	138.554
n-Propanol	2.470	225.170

Scottsdale Police Department Crime Lab Volatiles Analysis

Sample:	1394244	Vial:	52
Description:	██████████	LIMS ID:	██████████
Method:	ethanol quant.M	Sequence:	17May22
Instrument:	US14173023 CN14160045	Injection date:	5/17/2022 5:32:18 PM
Data file:	C:\Chem32\1\Data\17May22\52.D	Analyst:	Canonico

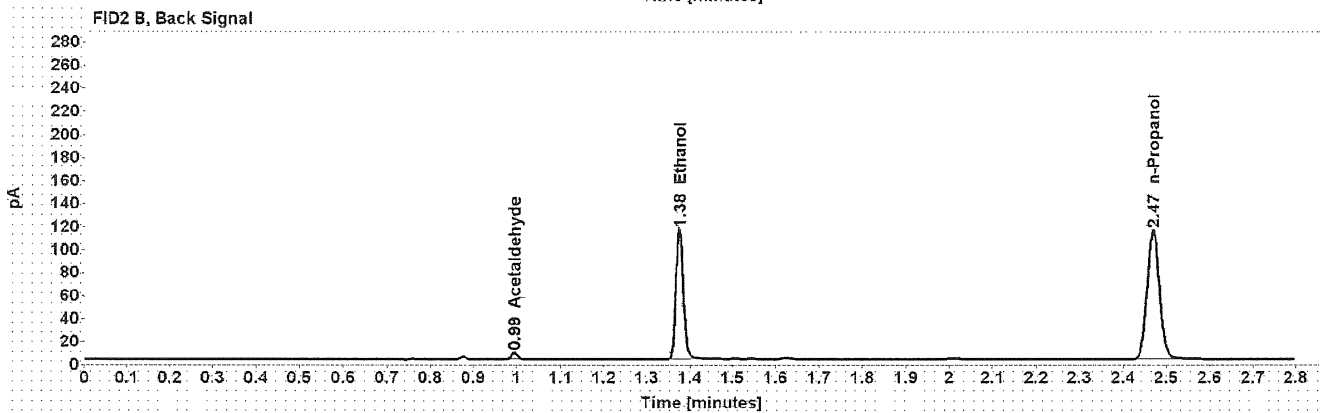
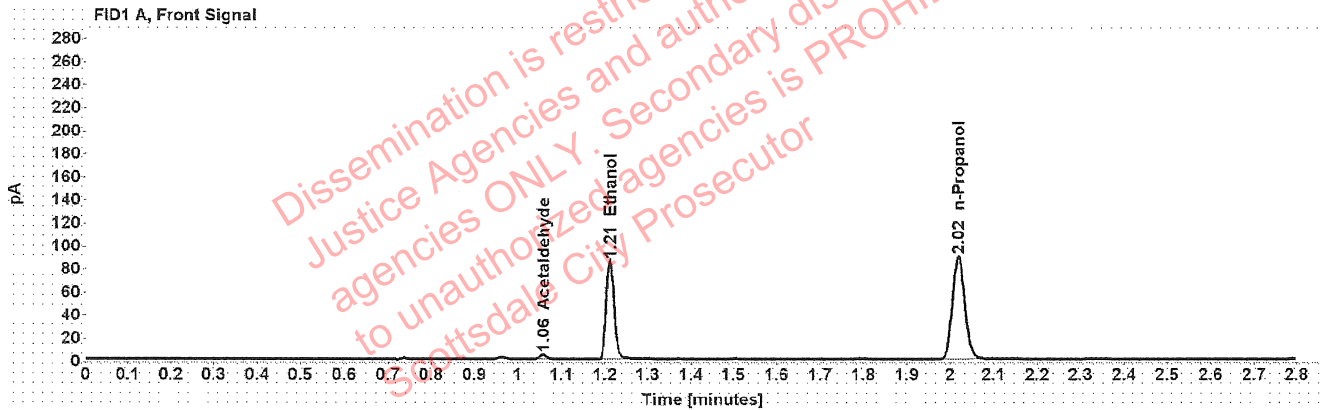


Table 1: FID 1 A (column DB-ALC1)

Compound	Amount (g/100mL)	Time (min)	Peak Area
Acetaldehyde	-----	1.057	4.070
>Ethanol	0.1681	1.212	108.776
n-Propanol	-----	2.018	177.529

Table 2: FID 2 B (column DB-ALC2)

Compound	Time (min)	Peak Area
Acetaldehyde	0.994	5.366
Ethanol	1.375	138.400
n-Propanol	2.469	226.916

Case: [REDACTED]: Canonico, Erika - (18-May-2022)

User: ecanonico 5/18/2022

Scottsdale Police Department Crime Lab Volatiles Analysis

Sample:	1422172	Vial:	54
Description:	[REDACTED]	LIMS ID:	[REDACTED]
Method:	ethanol quant.M	Sequence:	17May22
Instrument:	US14173023 CN14160045	Injection date:	5/17/2022 5:40:19 PM
Data file:	C:\Chem32\1\Data\17May22\54.D	Analyst:	Canonico

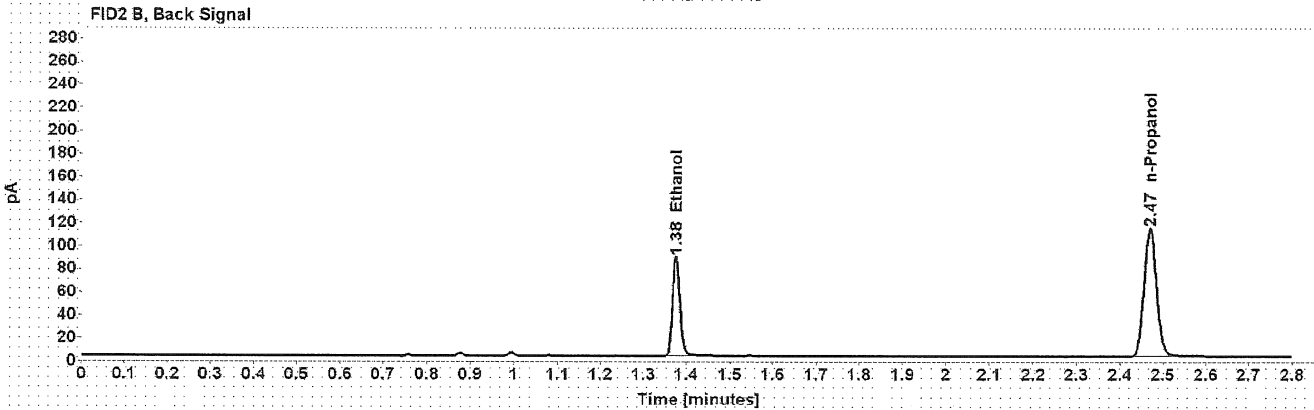
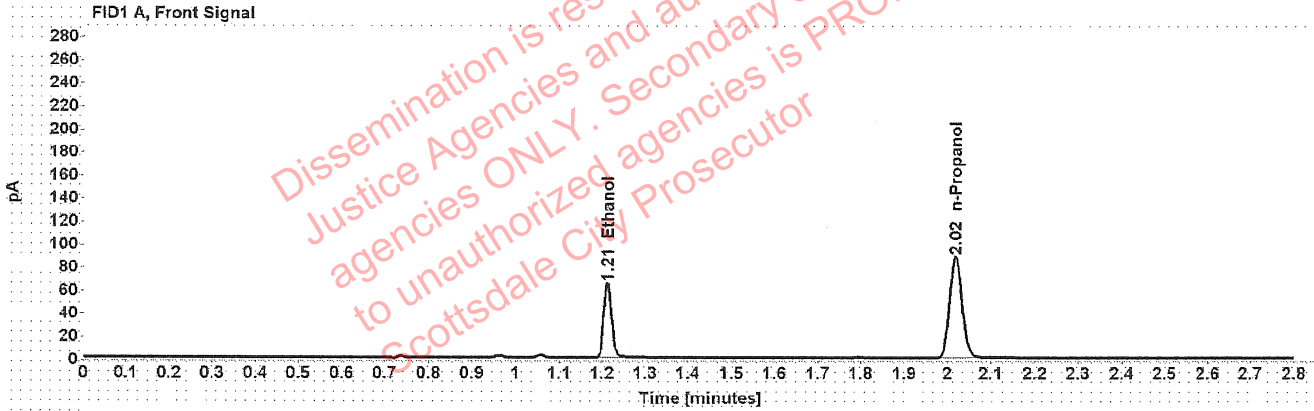


Table 1: FID 1 A (column DB-ALC1)

Compound	Amount (g/100mL)	Time (min)	Peak Area
>Ethanol	0.1295	1.212	82.478
n-Propanol	-----	2.019	175.210

Table 2: FID 2 B (column DB-ALC2)

Compound	Time (min)	Peak Area
Ethanol	1.376	104.788
n-Propanol	2.470	223.138

[REDACTED] : Canonico, Erika - (18-May-2022)

Case: [REDACTED] User: ecanonico 5/18/2022

Scottsdale Police Department Crime Lab Volatiles Analysis

Sample:	1422172	Vial:	55
Description:	[REDACTED]	LIMS ID:	[REDACTED]
Method:	ethanol quant.M	Sequence:	17May22
Instrument:	US14173023 CN14160045	Injection date:	5/17/2022 5:44:32 PM
Data file:	C:\Chem32\1\Data\17May22\55.D	Analyst:	Canonico

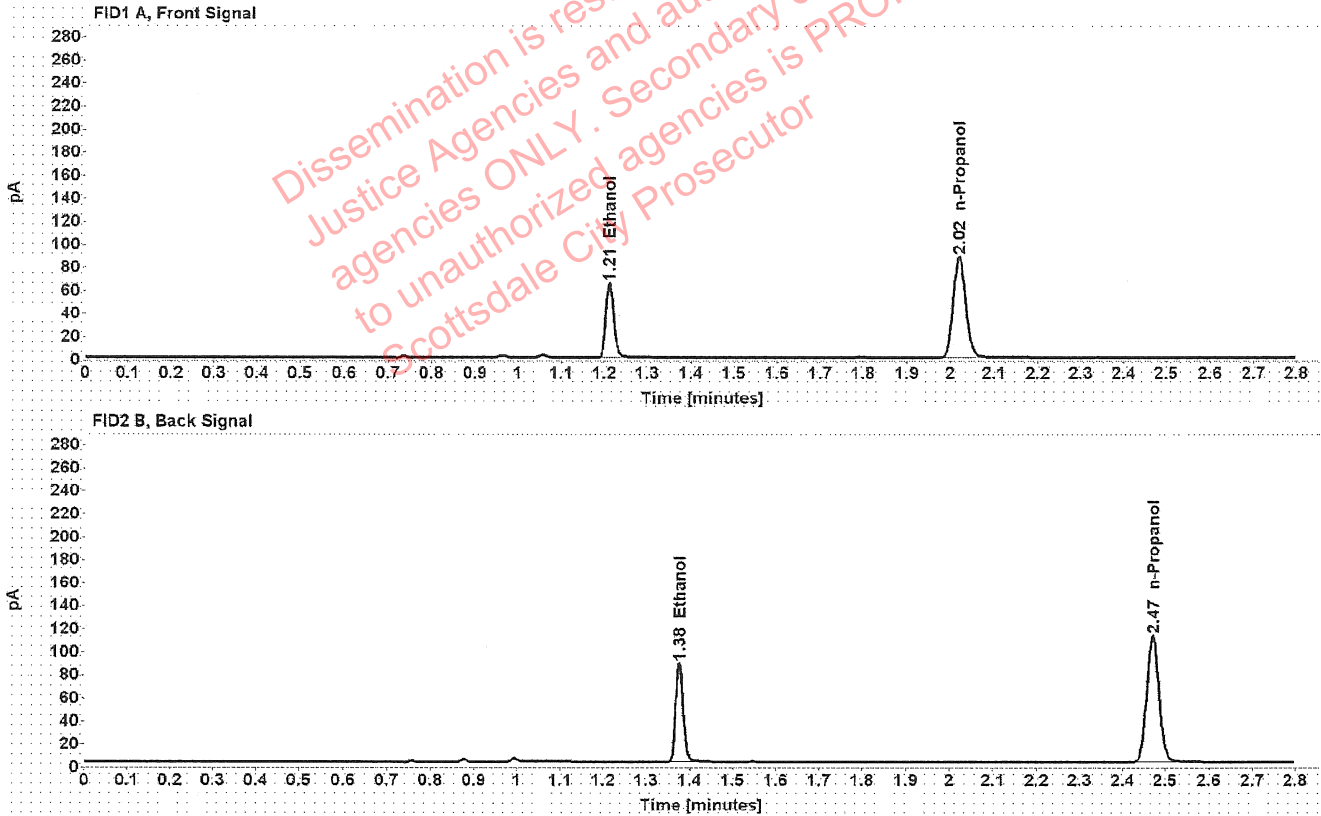


Table 1: FID 1 A (column DB-ALC1)

Compound	Amount (g/100mL)	Time (min)	Peak Area
>Ethanol	0.1301	1.212	82.330
n-Propanol	-----	2.020	174.094

Table 2: FID 2 B (column DB-ALC2)

Compound	Time (min)	Peak Area
Ethanol	1.376	104.619
n-Propanol	2.471	221.336

[REDACTED]: Canonico, Erika - (18-May-2022)

Case: [REDACTED] User: ecanonico 5/18/2022

Scottsdale Police Department Crime Lab Volatiles Analysis

Sample:	1421738	Vial:	56
Description:	[REDACTED]	LIMS ID:	[REDACTED]
Method:	ethanol quant.M	Sequence:	17May22
Instrument:	US14173023 CN14160045	Injection date:	5/17/2022 5:48:32 PM
Data file:	C:\Chem32\1\Data\17May22\56.D	Analyst:	Canonico

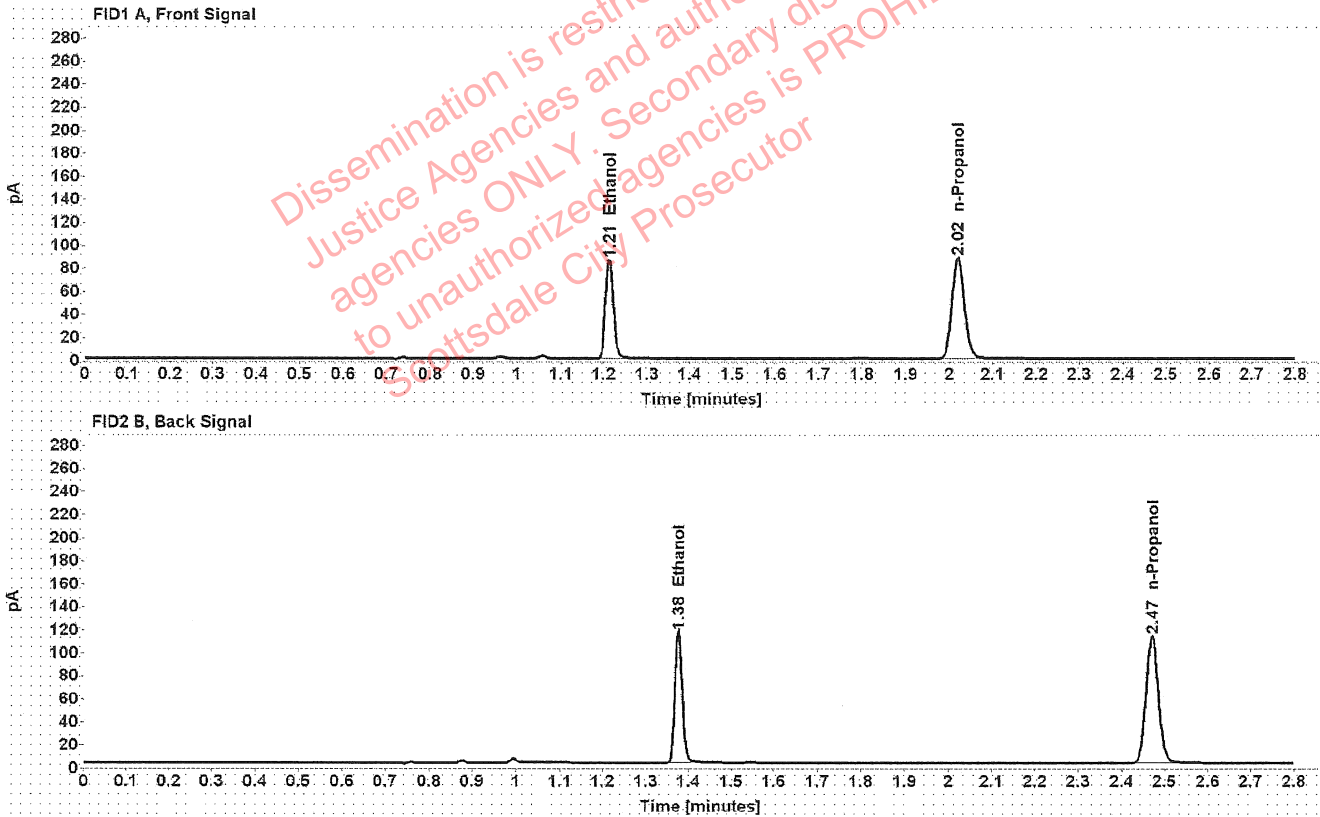


Table 1: FID 1 A (column DB-ALC1)

Compound	Amount (g/100mL)	Time (min)	Peak Area
>Ethanol	0.1722	1.212	109.368
n-Propanol	-----	2.020	174.230

Table 2: FID 2 B (column DB-ALC2)

Compound	Time (min)	Peak Area
Ethanol	1.376	139.236
n-Propanol	2.471	221.585

Scottsdale Police Department Crime Lab Volatiles Analysis

Sample:	1421738	Vial:	57
Description:	██████████	LIMS ID:	██████████
Method:	ethanol quant.M	Sequence:	17May22
Instrument:	US14173023 CN14160045	Injection date:	5/17/2022 5:52:33 PM
Data file:	C:\Chem32\1\Data\17May22\57.D	Analyst:	Canonico

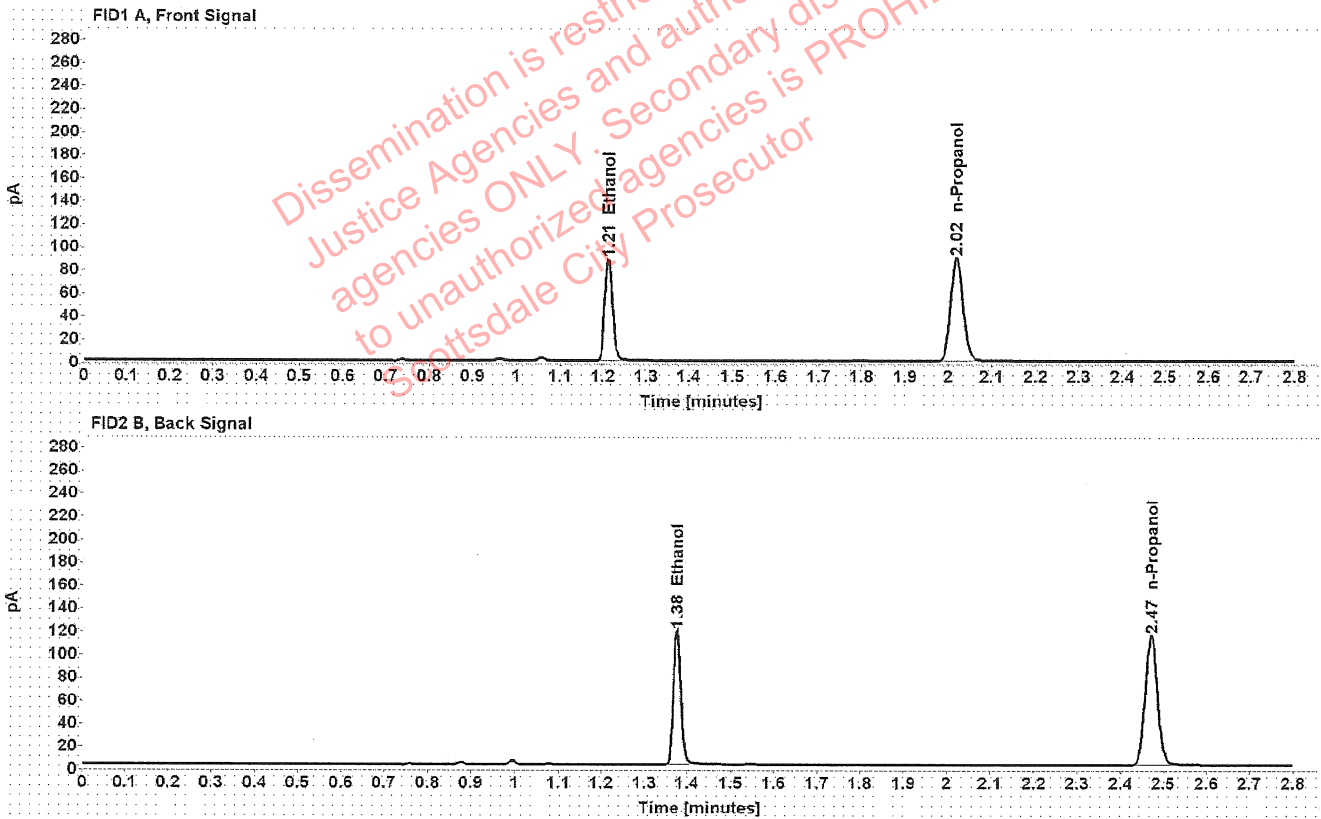


Table 1: FID 1 A (column DB-ALC1)

Compound	Amount (g/100mL)	Time (min)	Peak Area
>Ethanol	0.1722	1.212	111.805
n-Propanol	-----	2.020	178.101

Table 2: FID 2 B (column DB-ALC2)

Compound	Time (min)	Peak Area
Ethanol	1.376	142.681
n-Propanol	2.471	226.777

[REDACTED]: Canonico, Erika - (18-May-2022)

Case: [REDACTED] User: ecanonico 5/18/2022

Scottsdale Police Department Crime Lab Volatiles Analysis

Sample:	1422000	Vial:	58
Description:	[REDACTED]	LIMS ID:	[REDACTED]
Method:	ethanol quant.M	Sequence:	17May22
Instrument:	US14173023 CN14160045	Injection date:	5/17/2022 5:56:32 PM
Data file:	C:\Chem32\1\Data\17May22\58.D	Analyst:	Canonico

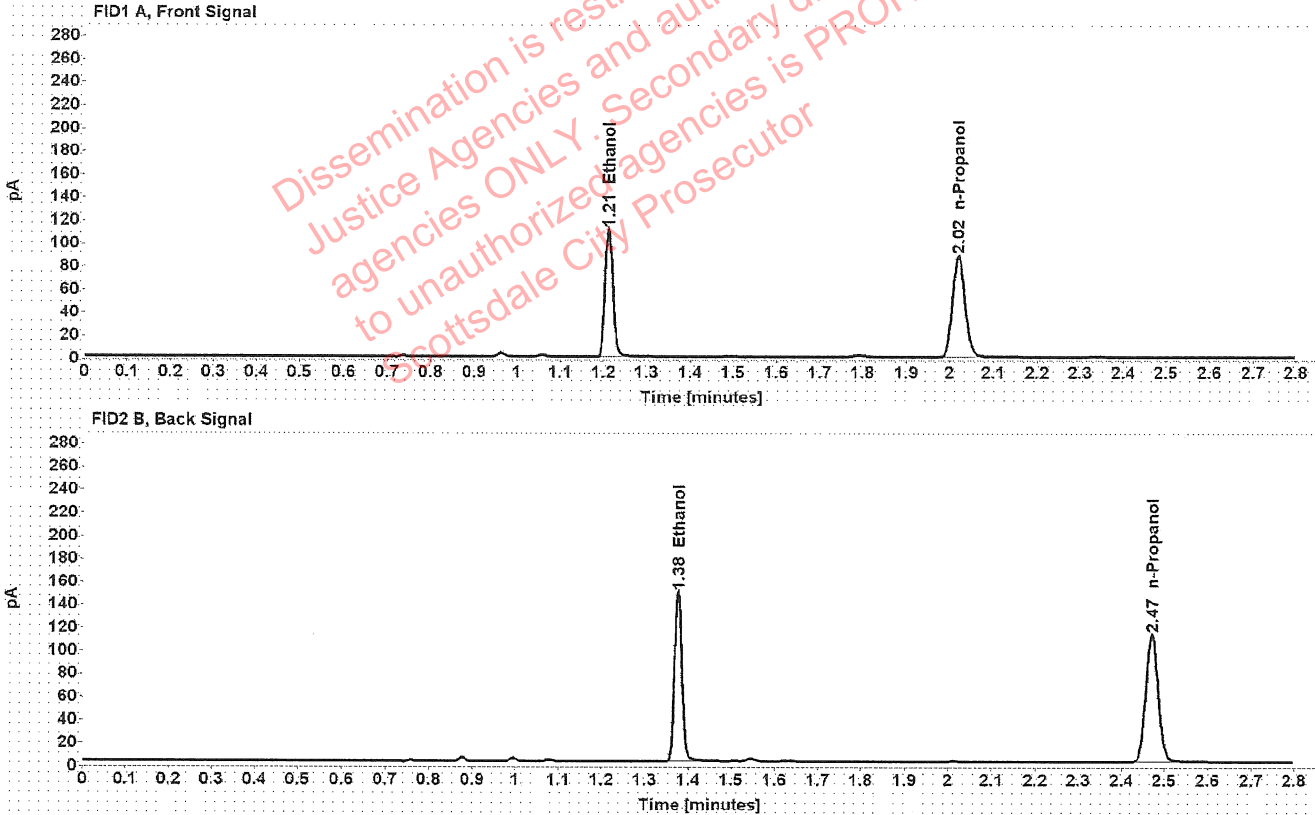


Table 1: FID 1 A (column DB-ALC1)

Compound	Amount (g/100mL)	Time (min)	Peak Area
>Ethanol	0.2199	1.212	140.720
n-Propanol	-----	2.020	175.219

Table 2: FID 2 B (column DB-ALC2)

Compound	Time (min)	Peak Area
Ethanol	1.376	179.860
n-Propanol	2.471	223.374

Scottsdale Police Department Crime Lab Volatiles Analysis

Sample:	1422000	Vial:	59
Description:	██████████	LIMS ID:	██████████
Method:	ethanol quant.M	Sequence:	17May22
Instrument:	US14173023 CN14160045	Injection date:	5/17/2022 6:00:32 PM
Data file:	C:\Chem32\1\Data\17May22\59.D	Analyst:	Canonico

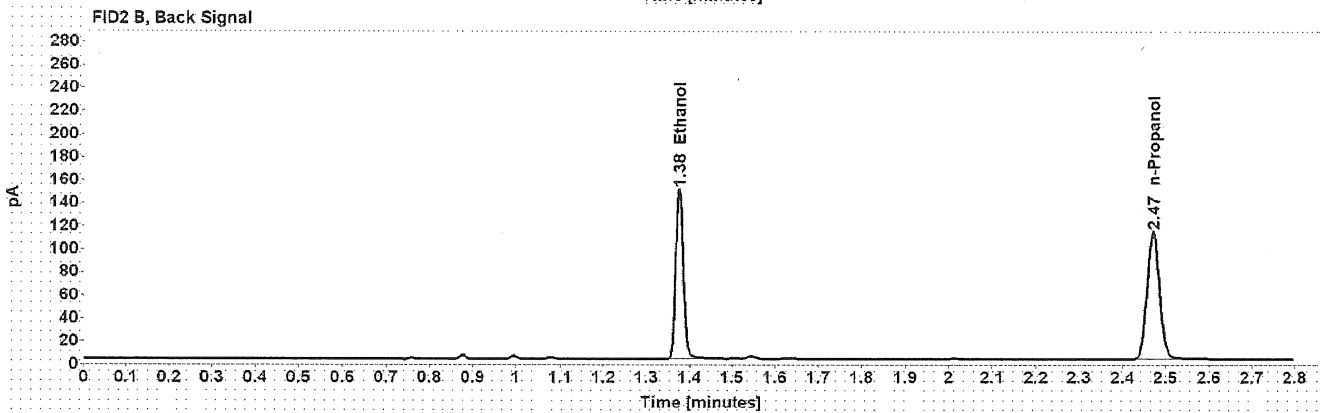
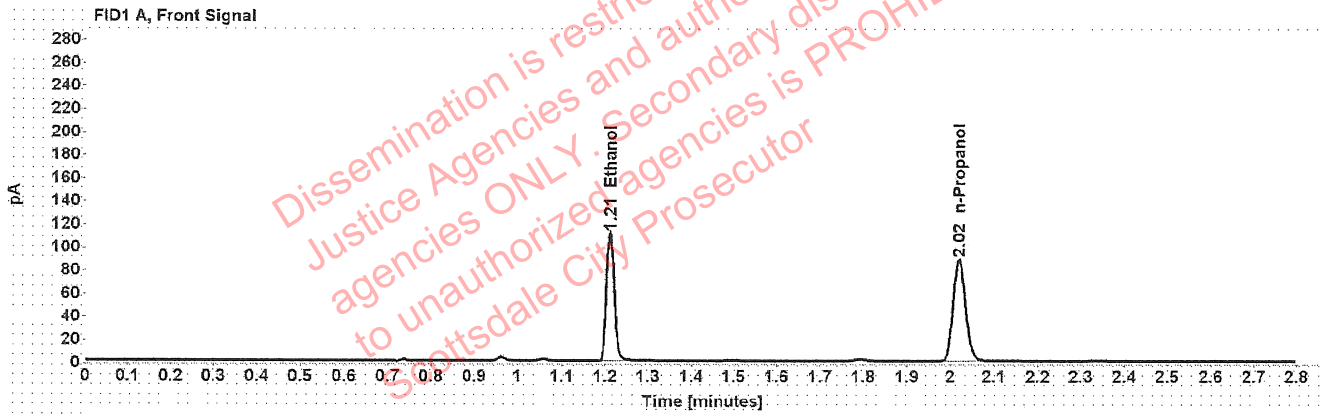


Table 1: FID 1 A (column DB-ALC1)

Compound	Amount (g/100mL)	Time (min)	Peak Area
>Ethanol	0.2207	1.212	141.217
n-Propanol	-----	2.019	175.193

Table 2: FID 2 B (column DB-ALC2)

Compound	Time (min)	Peak Area
Ethanol	1.376	181.867
n-Propanol	2.471	223.373

Scottsdale Police Department Crime Lab Volatiles Analysis

Sample:	1422481	Vial:	60
Description:	[REDACTED]	LIMS ID:	[REDACTED]
Method:	ethanol quant.M	Sequence:	17May22
Instrument:	US14173023 CN14160045	Injection date:	5/17/2022 6:04:33 PM
Data file:	C:\Chem32\1\Data\17May22\60.D	Analyst:	Canonico

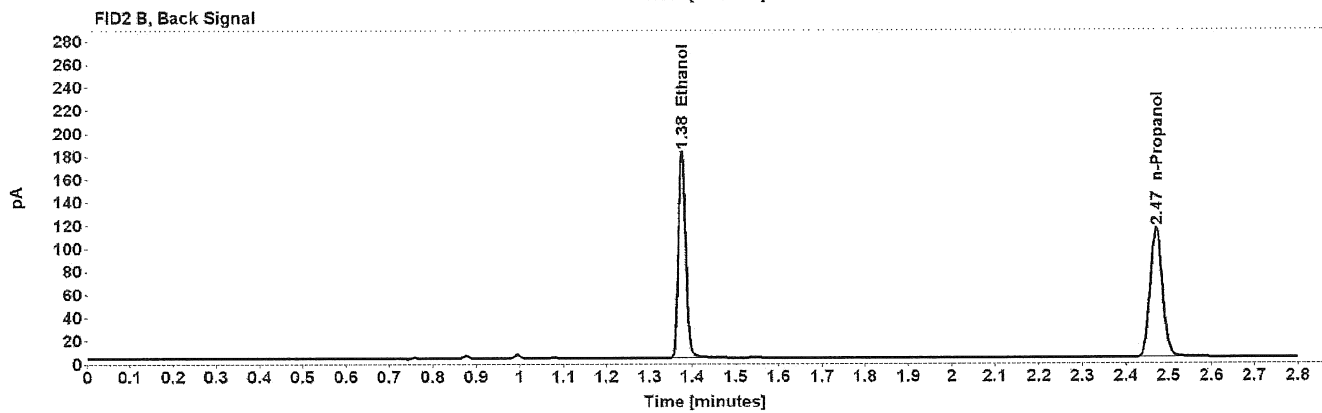
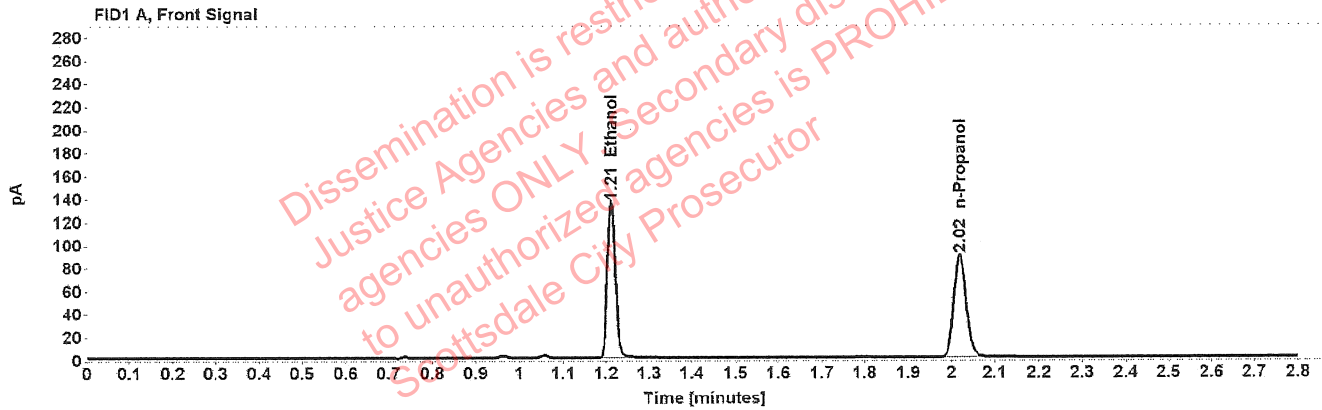


Table 1: FID 1 A (column DB-ALC1)

Compound	Amount (g/100mL)	Time (min)	Peak Area
>Ethanol	0.2653	1.212	171.440
n-Propanol	-----	2.019	176.702

Table 2: FID 2 B (column DB-ALC2)

Compound	Time (min)	Peak Area
Ethanol	1.376	219.354
n-Propanol	2.471	225.121

Scottsdale Police Department Crime Lab Volatiles Analysis

Sample:	1422481	Vial:	61
Description:	[REDACTED]	LIMS ID:	[REDACTED]
Method:	ethanol quant.M	Sequence:	17May22
Instrument:	US14173023 CN14160045	Injection date:	5/17/2022 6:08:49 PM
Data file:	C:\Chem32\1\Data\17May22\61.D	Analyst:	Canonico

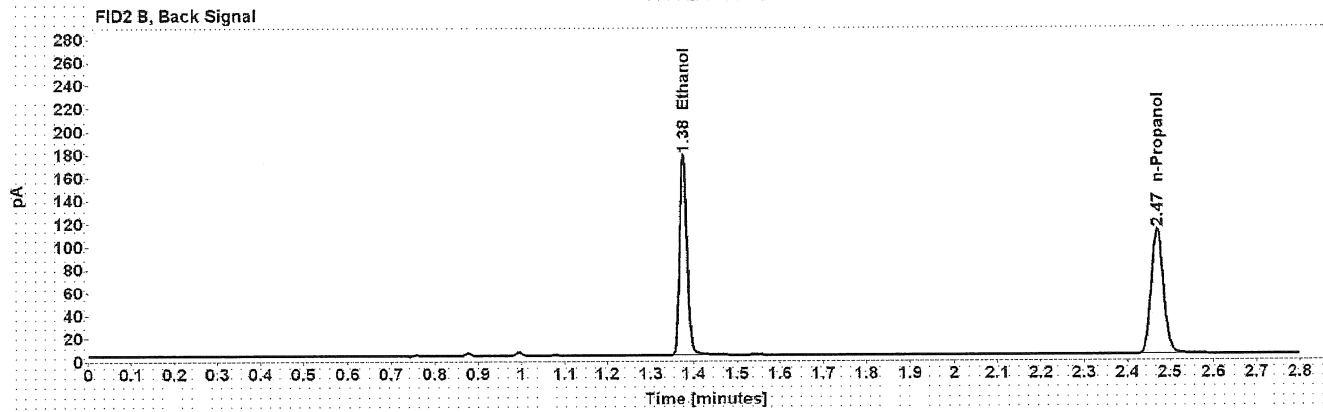
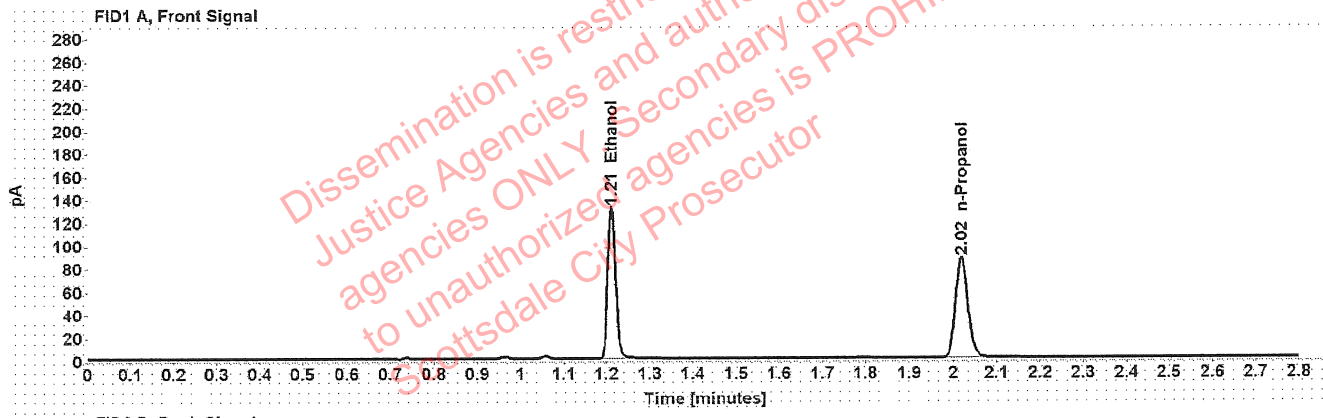


Table 1: FID 1 A (column DB-ALC1)

Compound	Amount (g/100mL)	Time (min)	Peak Area
>Ethanol	0.2638	1.212	166.385
n-Propanol	-----	2.019	172.500

Table 2: FID 2 B (column DB-ALC2)

Compound	Time (min)	Peak Area
Ethanol	1.376	212.942
n-Propanol	2.470	219.663

Scottsdale Police Department Crime Lab Volatiles Analysis

Sample:	1411955	Vial:	62
Description:	██████████	LIMS ID:	██████████
Method:	ethanol quant.M	Sequence:	17May22
Instrument:	US14173023 CN14160045	Injection date:	5/17/2022 6:12:47 PM
Data file:	C:\Chem32\1\Data\17May22\62.D	Analyst:	Canonico

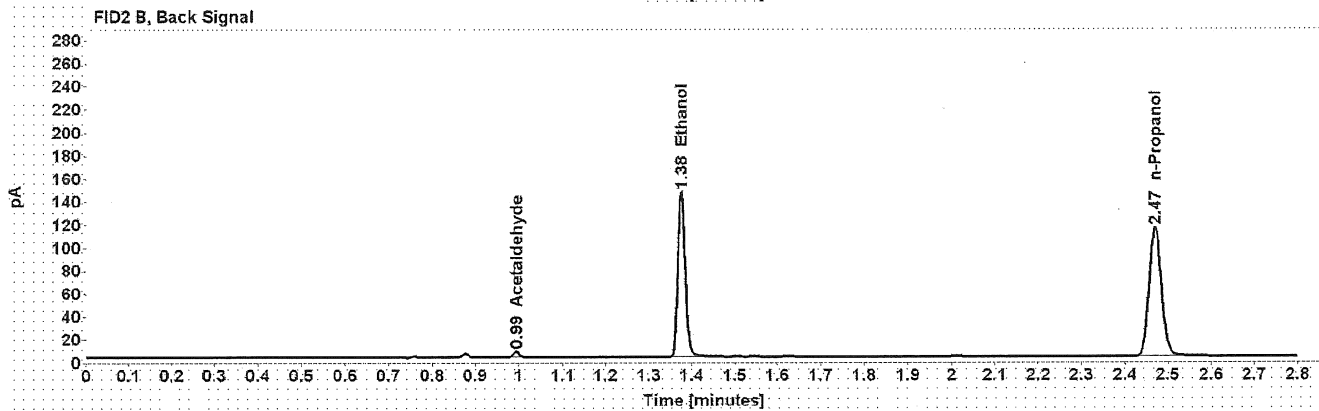
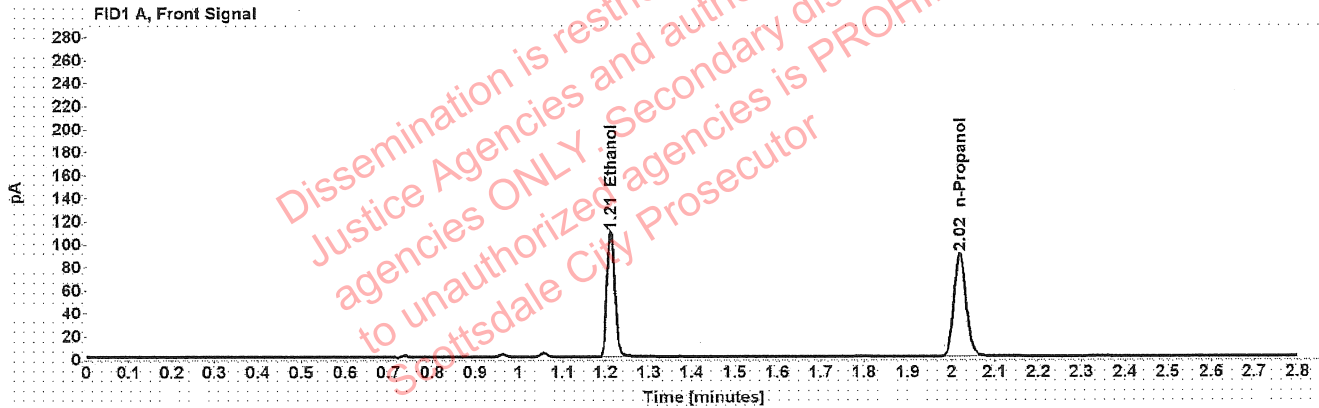


Table 1: FID 1 A (column DB-ALC1)

Compound	Amount (g/100mL)	Time (min)	Peak Area
>Ethanol	0.2126	1.212	137.794
n-Propanol	-----	2.019	177.473

Table 2: FID 2 B (column DB-ALC2)

Compound	Time (min)	Peak Area
Acetaldehyde	0.994	4.592
Ethanol	1.376	176.057
n-Propanol	2.470	226.548

Case: [REDACTED]: Canonico, Erika - (18-May-2022)

User: ecanonico 5/18/2022

Scottsdale Police Department Crime Lab Volatiles Analysis

Sample:	1411955	Vial:	63
Description:	[REDACTED]	LIMS ID:	[REDACTED]
Method:	ethanol quant.M	Sequence:	17May22
Instrument:	US14173023 CN14160045	Injection date:	5/17/2022 6:16:47 PM
Data file:	C:\Chem32\1\Data\17May22\63.D	Analyst:	Canonico

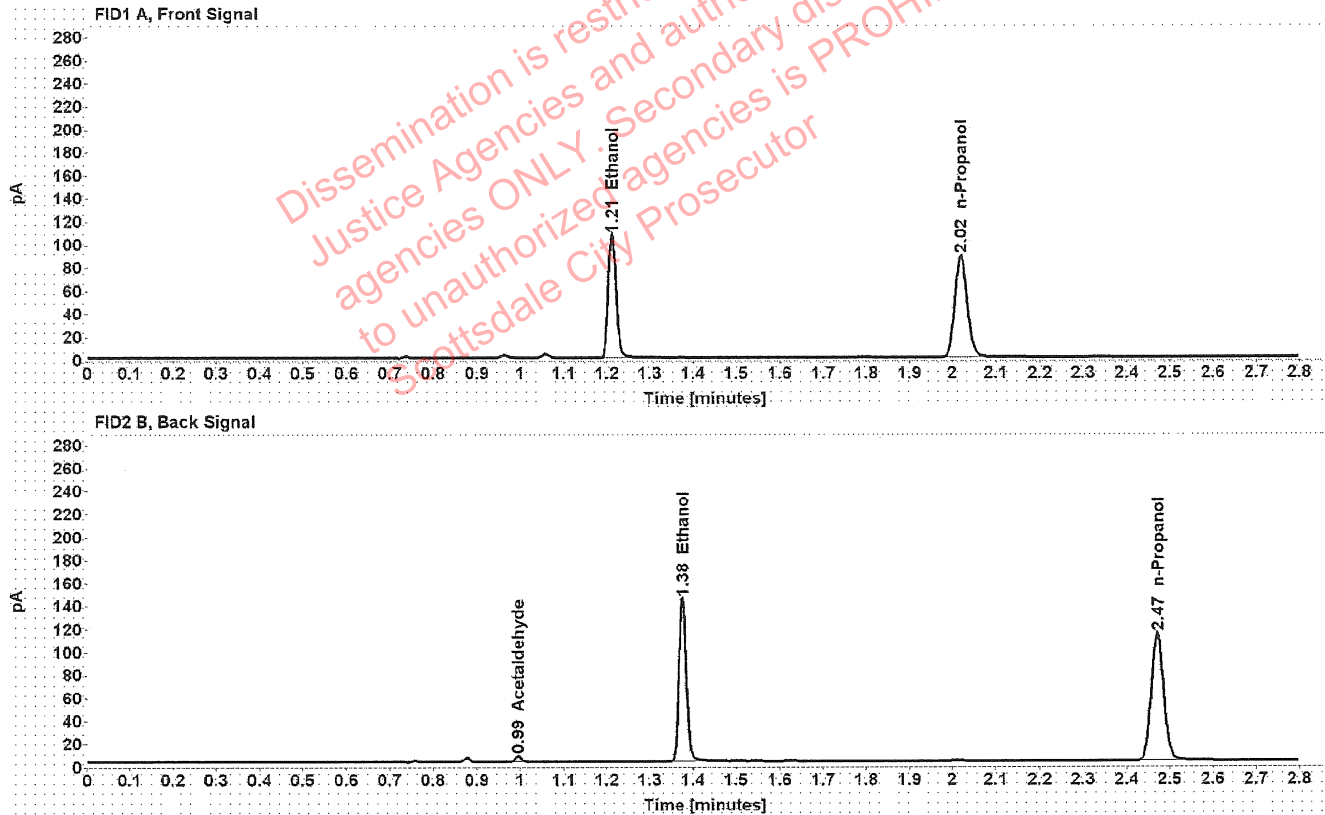


Table 1: FID 1 A (column DB-ALC1)

Compound	Amount (g/100mL)	Time (min)	Peak Area
>Ethanol	0.2122	1.212	135.747
n-Propanol	-----	2.019	175.146

Table 2: FID 2 B (column DB-ALC2)

Compound	Time (min)	Peak Area
Acetaldehyde	0.994	4.555
Ethanol	1.376	173.281
n-Propanol	2.471	223.609