

SCOTTSDALE POLICE DEPARTMENT CRIME LABORATORY BLOOD ALCOHOL FACE SHEET

ANALYSIS DATE 06/07/2022 SEQUENCE NAME 07Jun22

EQUIPMENT

Pipettor Hamilton ML600EH7497 Hamilton ML600GJ10749
 Gas Chromatograph Agilent US14173023

INSTRUMENT CALIBRATION

Vial 1 0.02 calibrator Lot FN10051909 Coefficient of determination (r²)
 Vial 2 0.10 calibrator Lot FN05311902 0.99989
 Vial 3 0.20 calibrator Lot FN02052101
 Vial 4 0.40 calibrator Lot FN03052102

CALIBRATION VERIFICATION AND RESOLUTION TEST

Vial	Sample	Expected result	Measured result	Manufacturer/lot
5	Blank	Not detected	Not detected	SPD lab 032922AQ
6	Volatiles mixture	6 compounds	6 compounds	SPD lab 050721MIX
7	Aqueous control	0.400 g/dL	0.397 g/dL	Lipomed 11092018-A
8	Aqueous control	0.040 g/dL	0.040 g/dL	Lipomed 14082019-B
9	Blood control	0.199 g/dL	0.200 g/dL	ACQ 4110320133/8
20	Aqueous control	0.080 g/dL	0.080 g/dL	Lipomed 20012020-B
31	Aqueous control	0.080 g/dL	0.080 g/dL	Lipomed 20012020-B
42	Blood control	0.199 g/dL	0.202 g/dL	ACQ 4110320133/8
53	Aqueous control	0.080 g/dL	0.080 g/dL	Lipomed 20012020-B
64	Blood control	0.199 g/dL	0.205 g/dL	ACQ 4110320133/8
75	Aqueous control	0.400 g/dL	0.404 g/dL	Lipomed 11092018-A
76	Aqueous control	0.040 g/dL	0.040 g/dL	Lipomed 14082019-B
77	Blood control	0.199 g/dL	0.199 g/dL	ACQ 4110320133/8
78	Blank	Not detected	Not detected	SPD lab 101921WB

SUBJECT SAMPLES

Subjects in the sequence 30 Subjects requiring reanalysis 0

ADDITIONAL NOTES: All testing proceeded as expected.

Run valid
 Run invalid

 Analyst

Run valid
 Run invalid

 Technical Reviewer

Scottsdale Police Department Crime Laboratory Sequence Quality Assurance Summary

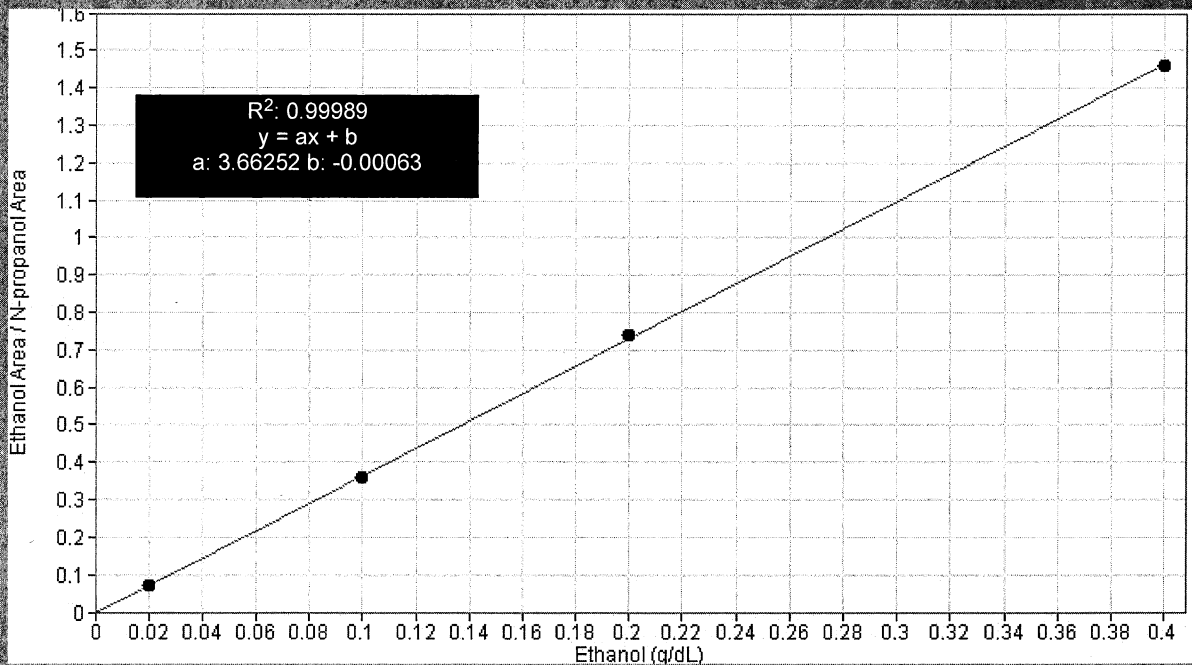
SEQUENCE NAME: 07Jun22

ANALYST: Abbott *gh*

Sample Name	Vial	Measured Value (g/dL)	Expected Value (g/dL)	Percent Difference	Absolute Difference (g/dL)
blank 032922AQ	5	negative	negative	-	-
0.400 11092018-A	7	0.397	0.400	0.75	-0.003
0.040 14082019-B	8	0.040	0.040	0.00	0.000
0.199 4110320133/8	9	0.200	0.199	0.50	0.001
0.080 20012020-B	20	0.080	0.080	0.00	0.000
0.080 20012020-B	31	0.080	0.080	0.00	0.000
0.199 4110320133/8	42	0.202	0.199	1.51	0.003
0.080 20012020-B	53	0.080	0.080	0.00	0.000
0.199 4110320133/8	64	0.205	0.199	3.02	0.006
0.400 11092018-A	75	0.404	0.400	1.00	0.004
0.040 14082019-B	76	0.040	0.040	0.00	0.000
0.199 4110320133/8	77	0.199	0.199	0.00	0.000
blank 101921WB	78	negative	negative	-	-

Calibrator	Ethanol Area	N-propanol Area	Ratio
0.020	11.578	160.990	0.072
0.100	57.489	159.458	0.361
0.200	124.147	167.572	0.741
0.400	236.323	161.732	1.461

Calibration Line



Scottsdale Police Department Crime Lab Volatiles Analysis

Sample: FN10051909	Vial: 1
Description: 0.020 calibrator	Sequence: 07Jun22
Method: ethanol quant.M	Injection date: 6/7/2022 3:41:16 PM
Instrument: US14173023 CN14160045	Analyst: Abbott
Data file: C:\Chem32\1\Data\07Jun22\1.D	

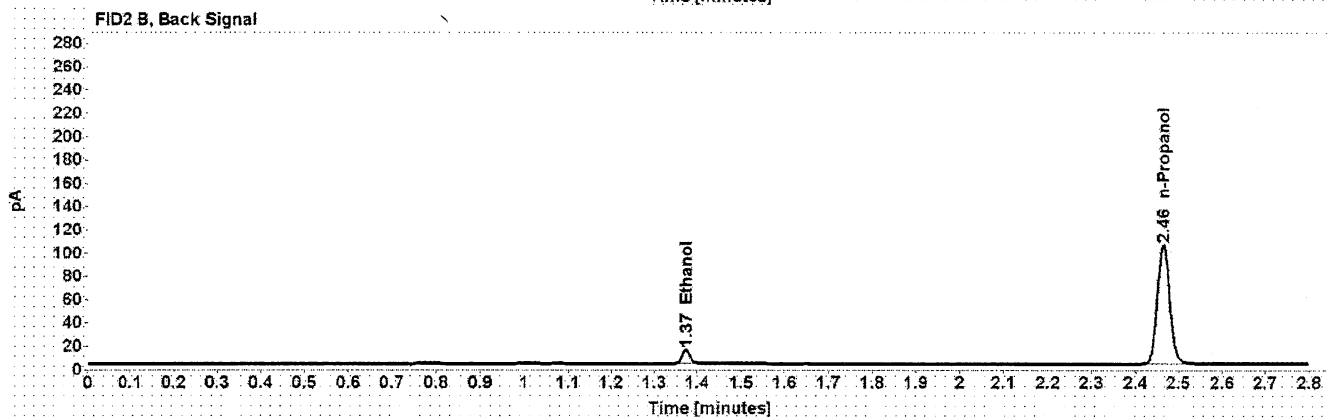
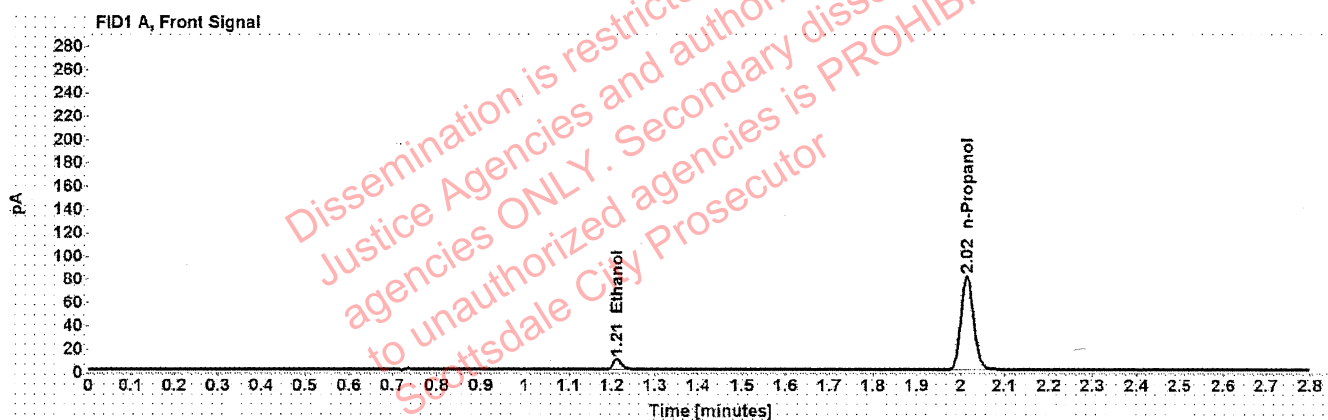


Table 1: FID 1 A (column DB-ALC1)

Compound	Time (min)	Peak Area
Ethanol	1.212	11.578
n-Propanol	2.015	160.990

Table 2: FID 2 B (column DB-ALC2)

Compound	Time (min)	Peak Area
Ethanol	1.373	14.685
n-Propanol	2.465	205.166

Scottsdale Police Department Crime Lab Volatiles Analysis

Sample: FN05311902	Vial: 2
Description: 0.100 calibrator	Sequence: 07Jun22
Method: ethanol quant.M	Injection date: 6/7/2022 3:45:16 PM
Instrument: US14173023 CN14160045	Analyst: Abbott <i>JA</i>
Data file: C:\Chem32\1\Data\07Jun22\2.D	

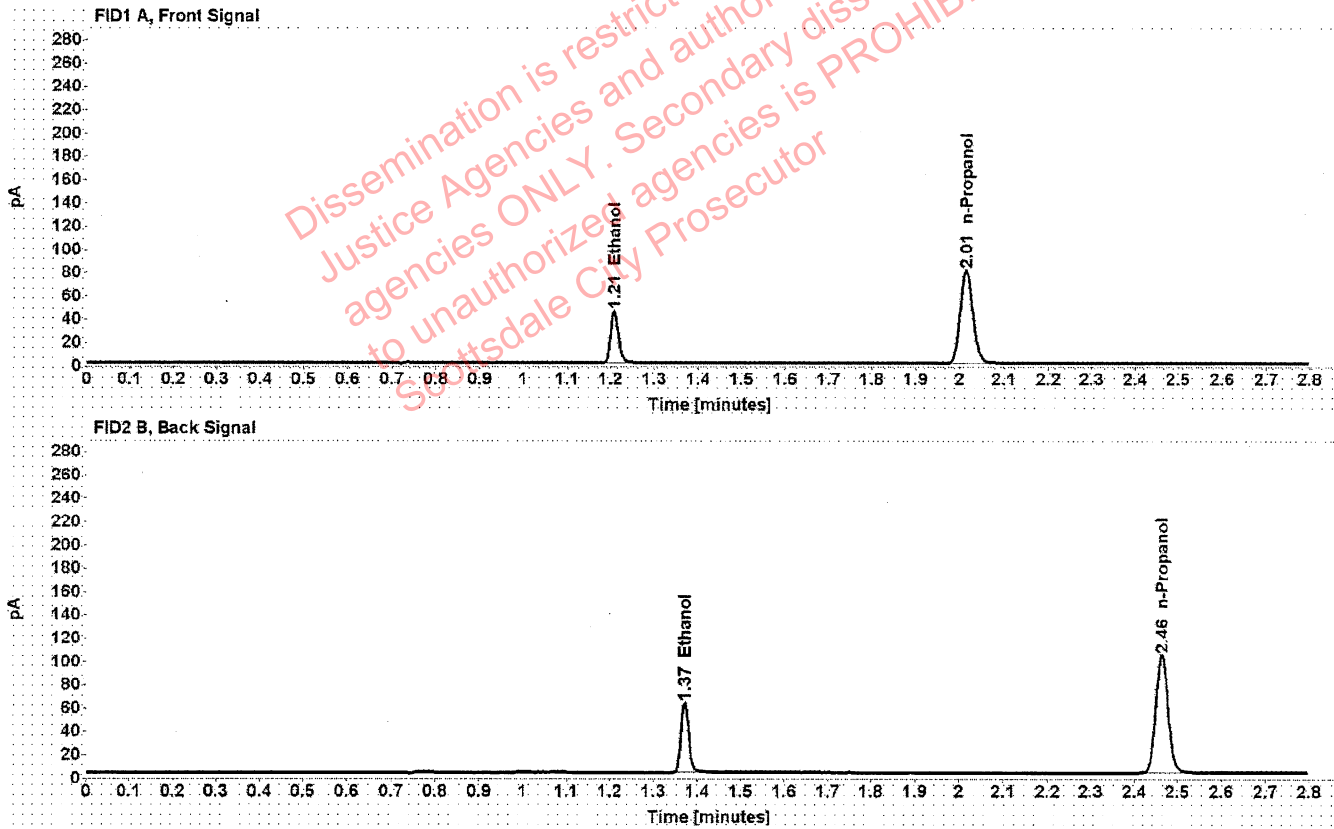


Table 1: FID 1 A (column DB-ALC1)

Compound	Time (min)	Peak Area
Ethanol	1.209	57.489
n-Propanol	2.015	159.458

Table 2: FID 2 B (column DB-ALC2)

Compound	Time (min)	Peak Area
Ethanol	1.371	73.156
n-Propanol	2.464	203.132

Scottsdale Police Department Crime Lab Volatiles Analysis

Sample: FN02052101	Vial: 3
Description: 0.200 calibrator	Sequence: 07Jun22
Method: ethanol quant.M	Injection date: 6/7/2022 3:49:17 PM
Instrument: US14173023 CN14160045	Analyst: Abbott
Data file: C:\Chem32\1\Data\07Jun22\3.D	

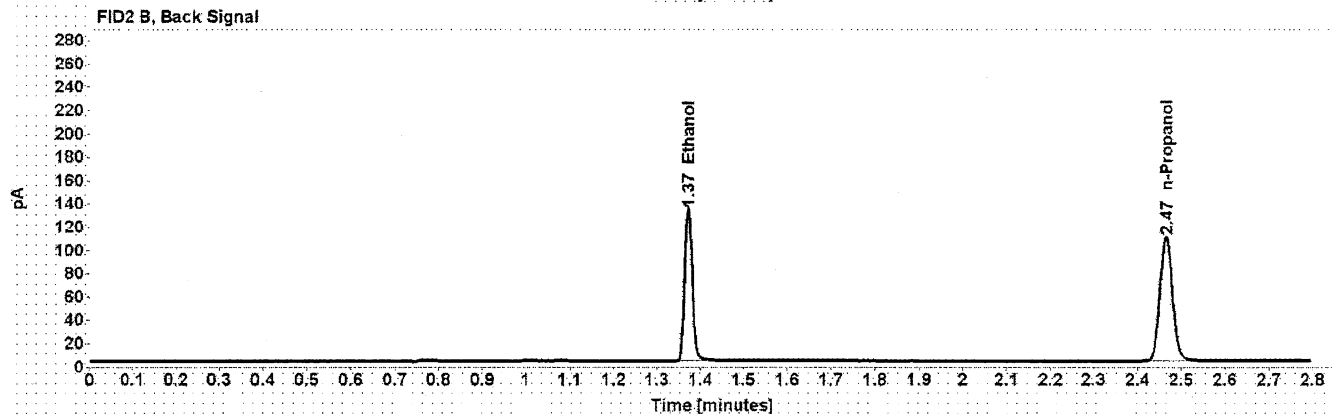
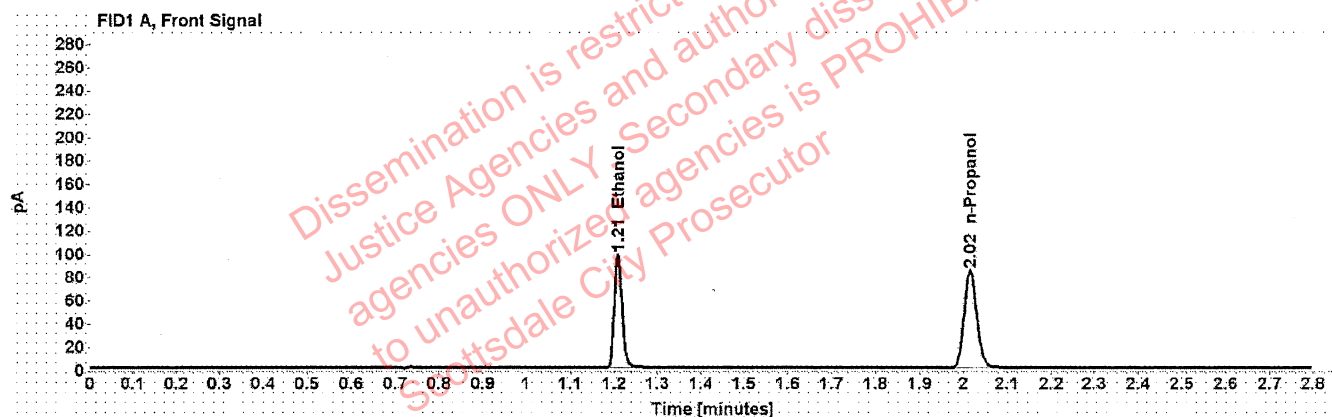


Table 1: FID 1 A (column DB-ALC1)

Compound	Time (min)	Peak Area
Ethanol	1.209	124.147
n-Propanol	2.015	167.572

Table 2: FID 2 B (column DB-ALC2)

Compound	Time (min)	Peak Area
Ethanol	1.372	158.302
n-Propanol	2.465	213.298

Scottsdale Police Department Crime Lab Volatiles Analysis

Sample: FN03052102	Vial: 4
Description: 0.400 calibrator	Sequence: 07Jun22
Method: ethanol quant.M	Injection date: 6/7/2022 3:53:16 PM
Instrument: US14173023 CN14160045	Analyst: Abbott DA
Data file: C:\Chem32\1\Data\07Jun22\4.D	

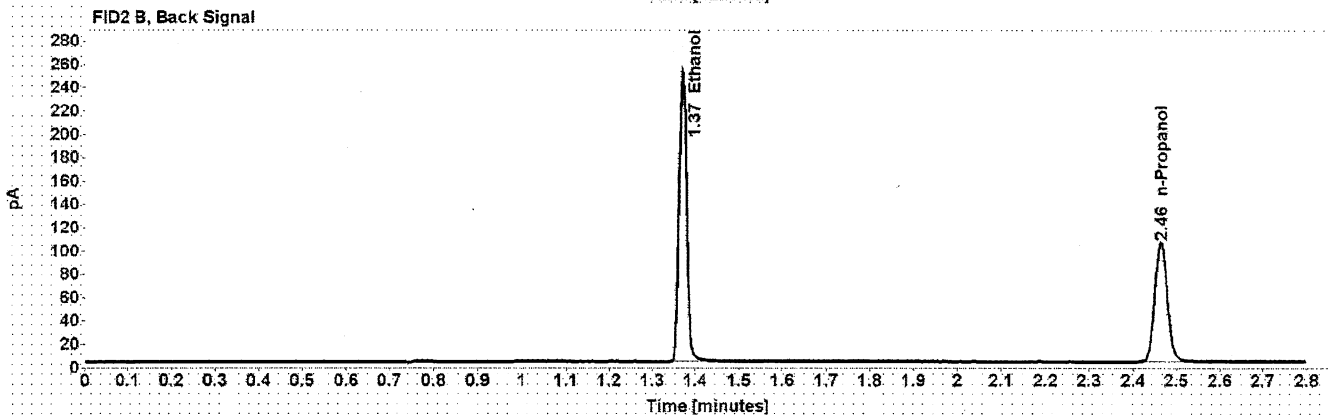
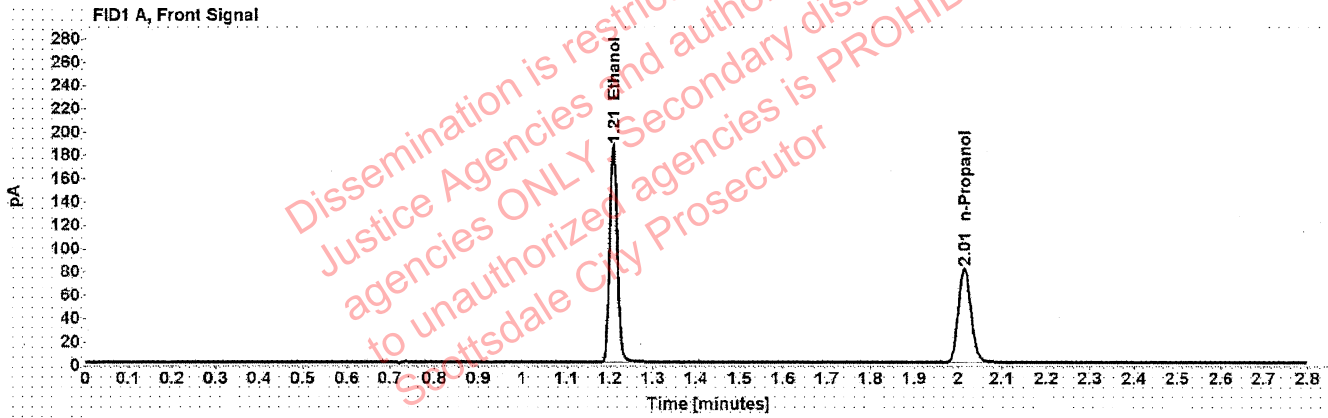


Table 1: FID 1 A (column DB-ALC1)

Compound	Time (min)	Peak Area
Ethanol	1.208	236.323
n-Propanol	2.015	161.732

Table 2: FID 2 B (column DB-ALC2)

Compound	Time (min)	Peak Area
Ethanol	1.371	302.078
n-Propanol	2.464	206.043

Scottsdale Police Department Crime Lab Volatiles Analysis

Sample:	032922AQ	Vial:	5
Description:	Negative	LIMS ID:	
Method:	ethanol quant.M	Sequence:	07Jun22
Instrument:	US14173023 CN14160045	Injection date:	6/7/2022 3:57:16 PM
Data file:	C:\Chem32\1\Data\07Jun22\5.D	Analyst:	Abbott <i>JA</i>

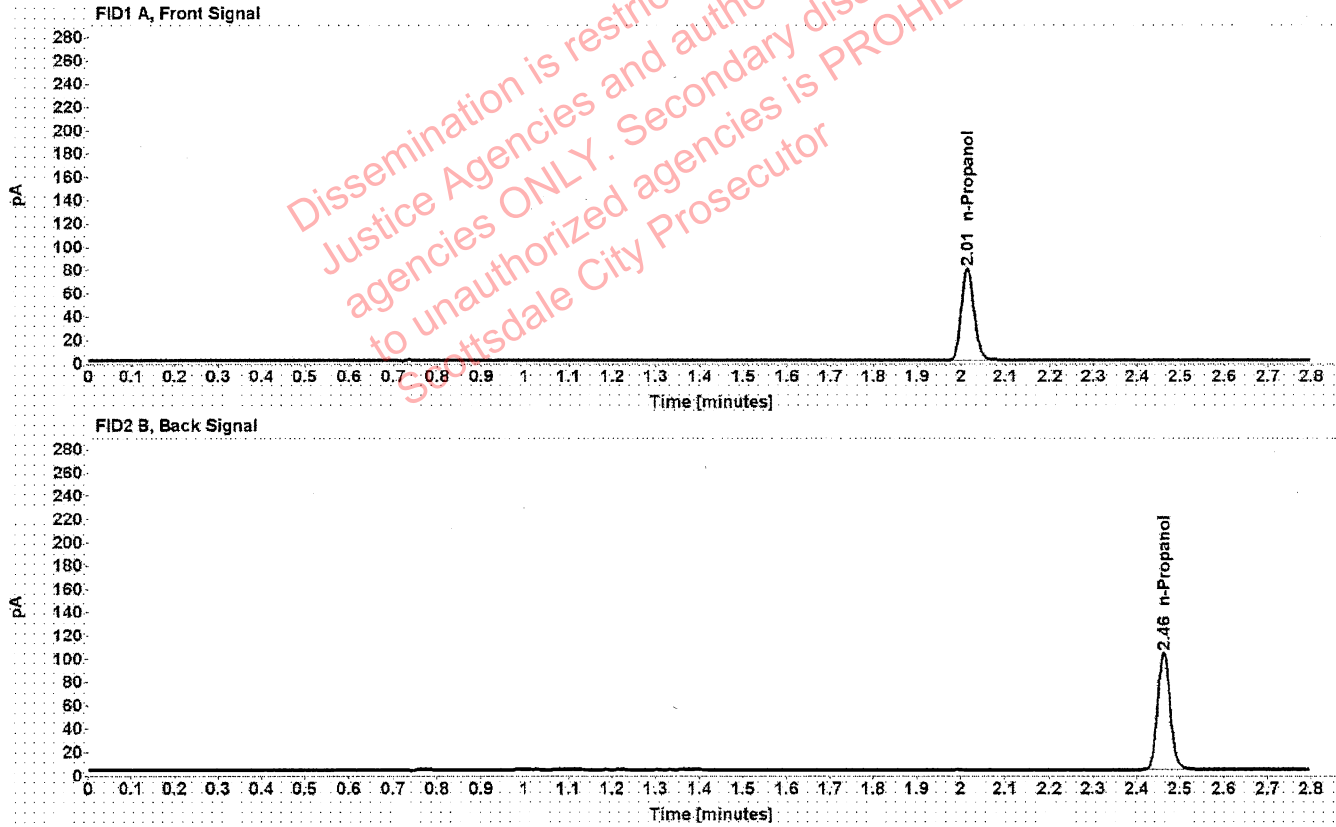


Table 1: FID 1 A (column DB-ALC1)

Compound	Amount (g/100mL)	Time (min)	Peak Area
n-Propanol	-----	2.014	158.260

Table 2: FID 2 B (column DB-ALC2)

Compound	Time (min)	Peak Area
n-Propanol	2.463	201.484

Scottsdale Police Department Crime Lab Volatiles Analysis

Sample:	050721MIX	Vial:	6
Description:	Volatiles mix	LIMS ID:	
Method:	ethanol quant.M	Sequence:	07Jun22
Instrument:	US14173023 CN14160045	Injection date:	6/7/2022 4:01:17 PM
Data file:	C:\Chem32\1\Data\07Jun22\6.D	Analyst:	Abbott DM

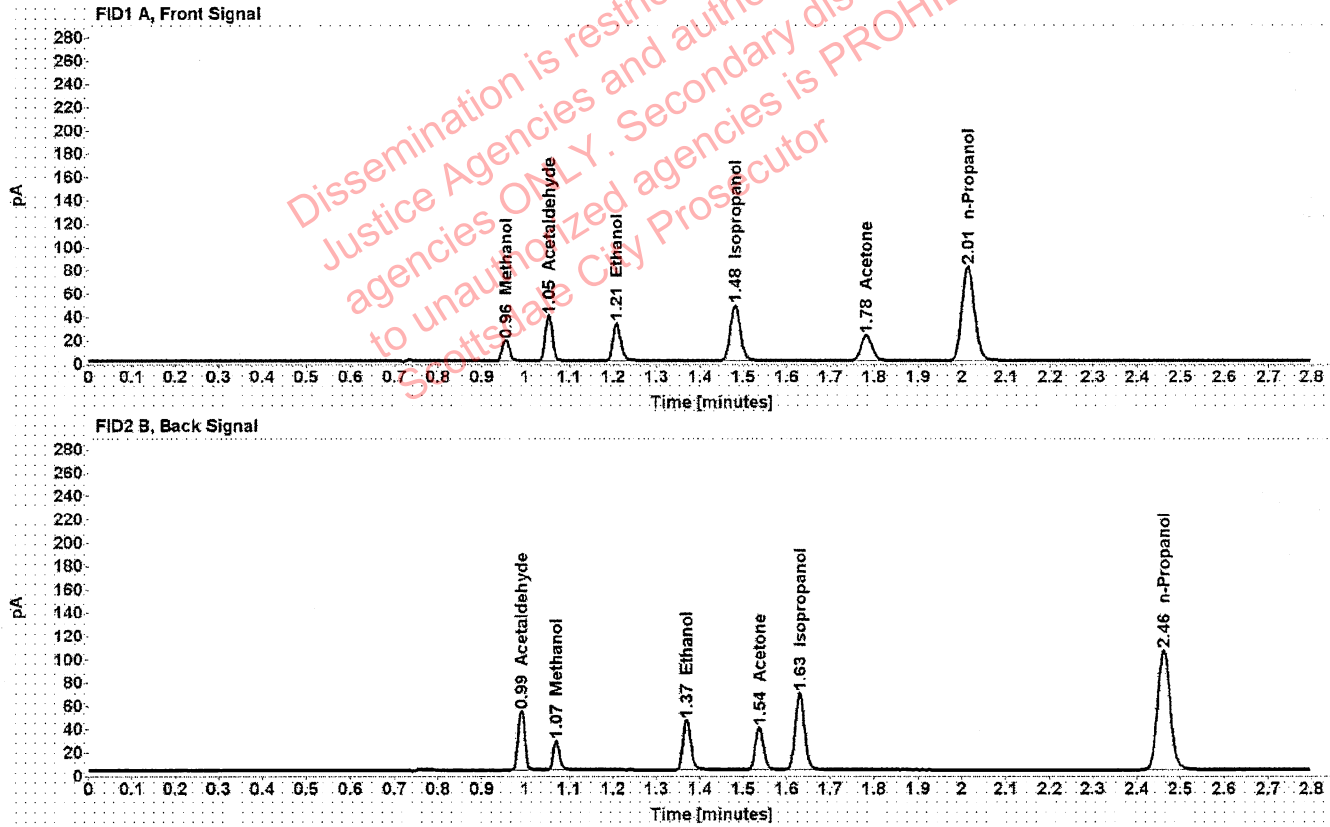


Table 1: FID 1 A (column DB-ALC1)

Compound	Amount (g/100mL)	Time (min)	Peak Area
Methanol	-----	0.955	20.308
Acetaldehyde	-----	1.053	43.251
>Ethanol	0.0697	1.208	41.306
Isopropanol	-----	1.481	77.132
Acetone	-----	1.782	38.049
n-Propanol	-----	2.013	162.149

Table 2: FID 2 B (column DB-ALC2)

Compound	Time (min)	Peak Area
Acetaldehyde	0.991	55.745
Methanol	1.070	26.322
Ethanol	1.369	52.548
Acetone	1.537	48.311
Isopropanol	1.631	100.004
n-Propanol	2.462	206.517

Scottsdale Police Department Crime Lab Volatiles Analysis

Sample:	11092018-A	Vial:	7
Description:	0.400	LIMS ID:	
Method:	ethanol quant.M	Sequence:	07Jun22
Instrument:	US14173023 CN14160045	Injection date:	6/7/2022 4:05:32 PM
Data file:	C:\Chem32\1\Data\07Jun22\7.D	Analyst:	Abbott [Signature]

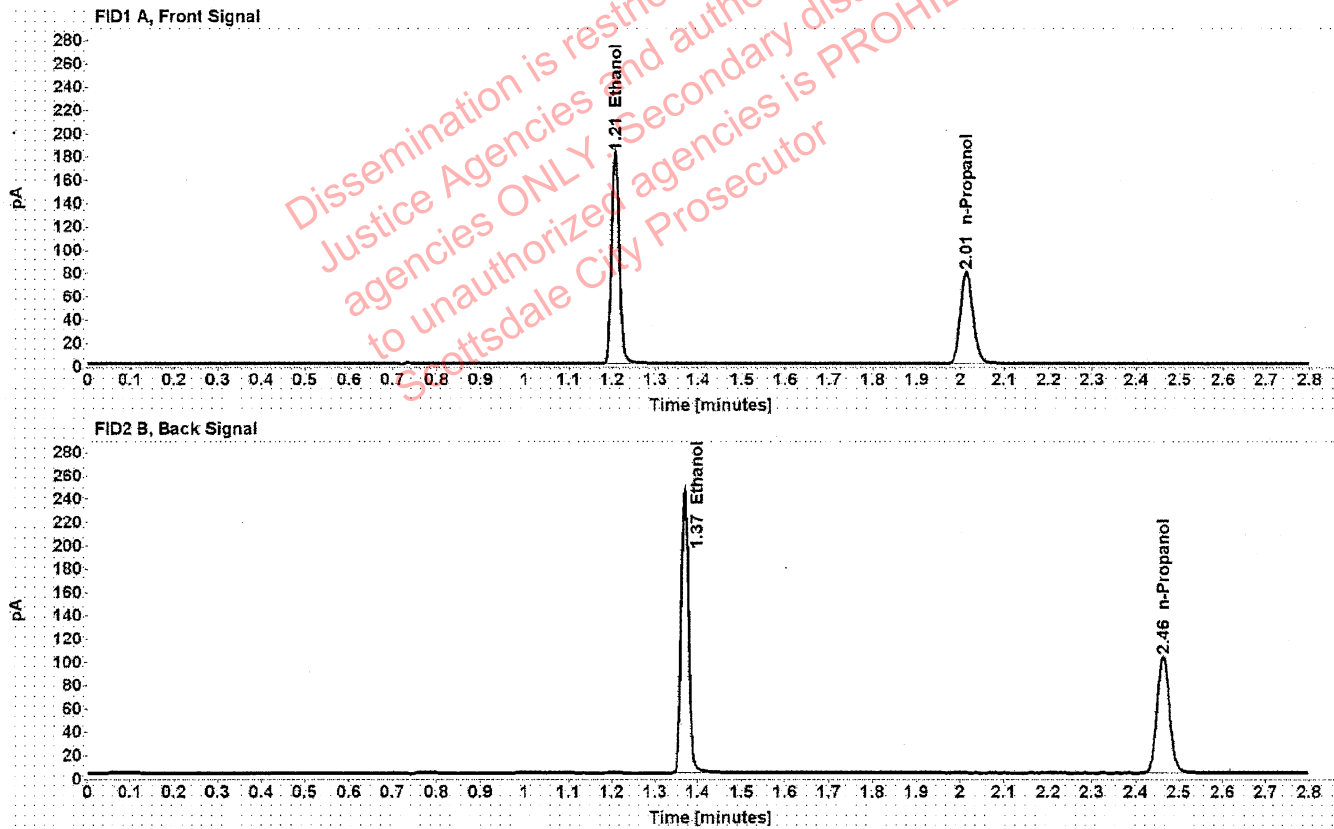


Table 1: FID 1 A (column DB-ALC1)

Compound	Amount (g/100mL)	Time (min)	Peak Area
>Ethanol	0.3970	1.207	229.870
n-Propanol	-----	2.014	158.171

Table 2: FID 2 B (column DB-ALC2)

Compound	Time (min)	Peak Area
Ethanol	1.370	293.618
n-Propanol	2.463	201.180

Scottsdale Police Department Crime Lab Volatiles Analysis

Sample:	14082019-B	Vial:	8
Description:	0.040	LIMS ID:	
Method:	ethanol quant.M	Sequence:	07Jun22
Instrument:	US14173023 CN14160045	Injection date:	6/7/2022 4:09:32 PM
Data file:	C:\Chem32\1\Data\07Jun22\8.D	Analyst:	Abbott OS

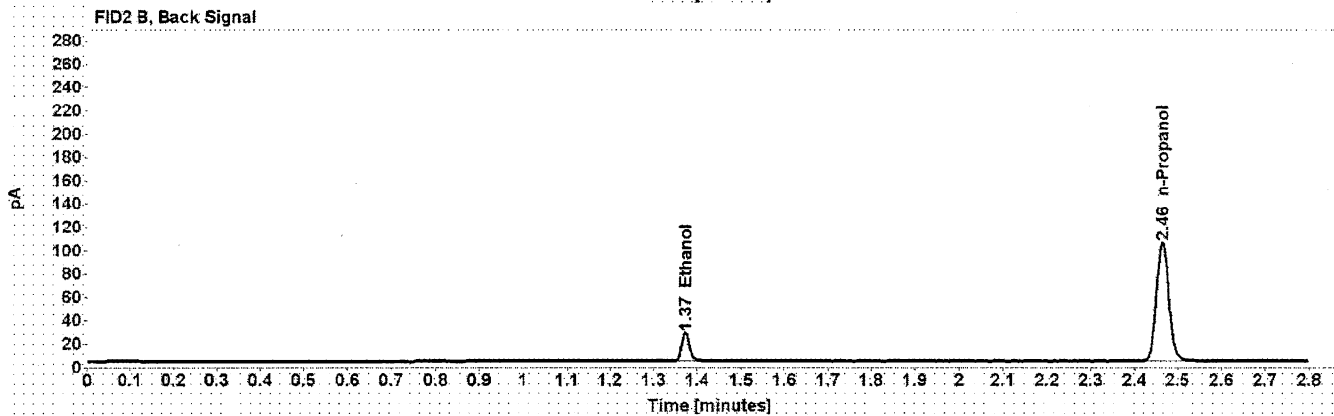
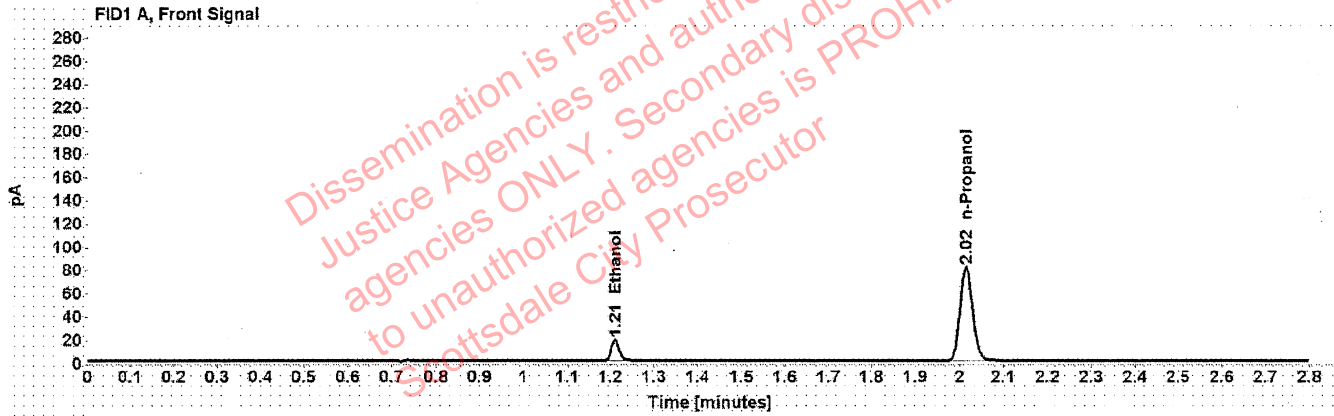


Table 1: FID 1 A (column DB-ALC1)

Compound	Amount (g/100mL)	Time (min)	Peak Area
>Ethanol	0.0401	1.211	23.496
n-Propanol	-----	2.015	160.524

Table 2: FID 2 B (column DB-ALC2)

Compound	Time (min)	Peak Area
Ethanol	1.373	29.846
n-Propanol	2.465	204.510

Scottsdale Police Department Crime Lab Volatiles Analysis

Sample: 4110320133/8	Vial: 9
Description: 0.199	LIMS ID:
Method: ethanol quant.M	Sequence: 07Jun22
Instrument: US14173023 CN14160045	Injection date: 6/7/2022 4:13:32 PM
Data file: C:\Chem32\1\Data\07Jun22\9.D	Analyst: Abbott DA

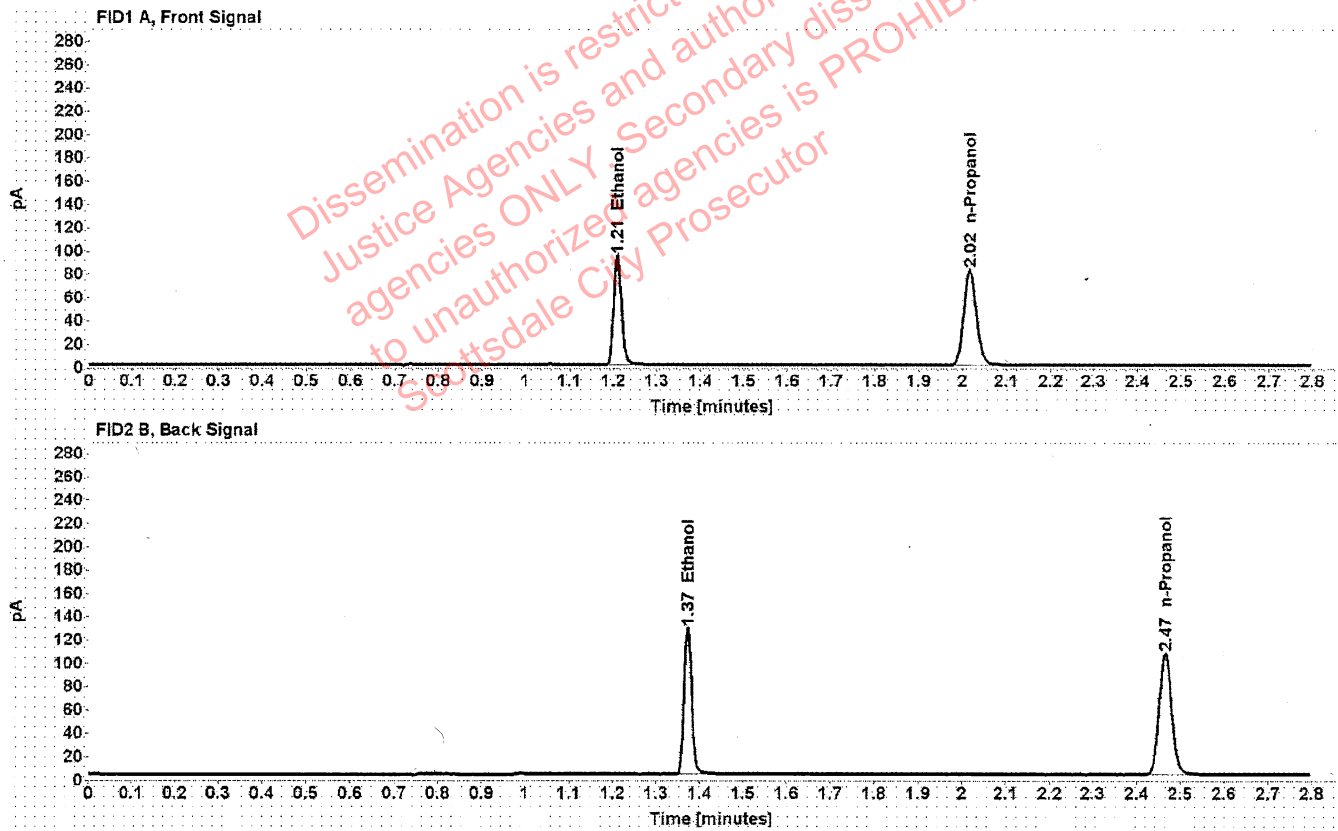


Table 1: FID 1 A (column DB-ALC1)

Compound	Amount (g/100mL)	Time (min)	Peak Area
>Ethanol	0.2001	1.209	119.830
n-Propanol	-----	2.016	163.628

Table 2: FID 2 B (column DB-ALC2)

Compound	Time (min)	Peak Area
Ethanol	1.372	152.876
n-Propanol	2.466	208.670

Scottsdale Police Department Crime Lab Volatiles Analysis

Sample:	20012020-B	Vial:	20
Description:	0.080	LIMS ID:	
Method:	ethanol quant.M	Sequence:	07Jun22
Instrument:	US14173023 CN14160045	Injection date:	6/7/2022 4:58:01 PM
Data file:	C:\Chem32\1\Data\07Jun22\20.D	Analyst:	Abbott [Signature]

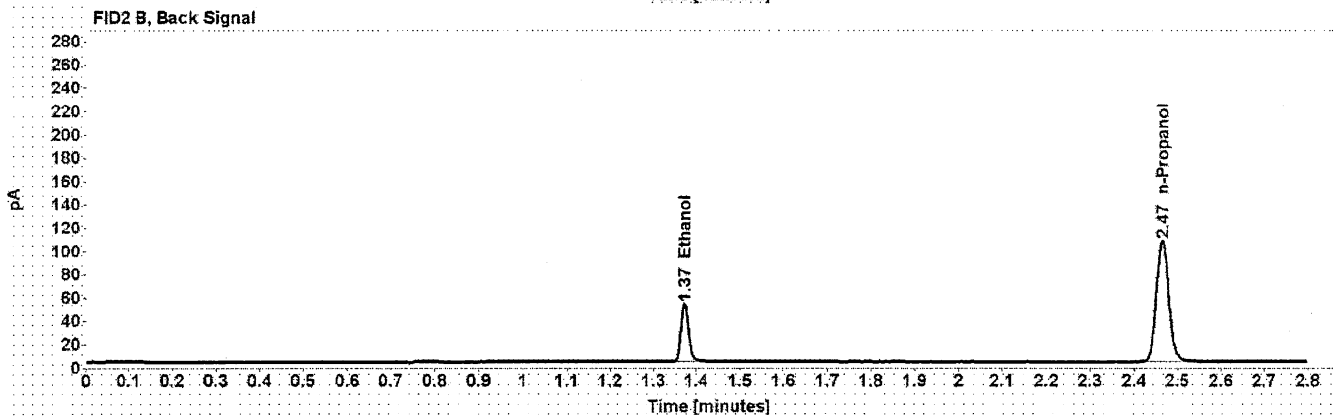
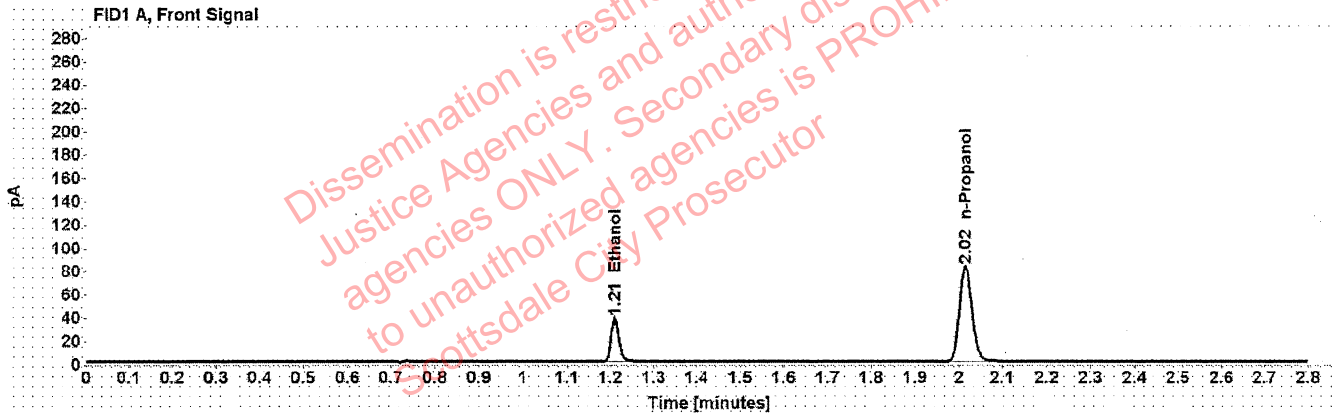


Table 1: FID 1 A (column DB-ALC1)

Compound	Amount (g/100mL)	Time (min)	Peak Area
>Ethanol	0.0802	1.210	48.019
n-Propanol	-----	2.015	163.893

Table 2: FID 2 B (column DB-ALC2)

Compound	Time (min)	Peak Area
Ethanol	1.373	61.155
n-Propanol	2.465	208.810

Scottsdale Police Department Crime Lab Volatiles Analysis

Sample: 20012020-B	Vial: 31
Description: 0.080	LIMS ID:
Method: ethanol quant.M	Sequence: 07Jun22
Instrument: US14173023 CN14160045	Injection date: 6/7/2022 5:42:32 PM
Data file: C:\Chem32\1\Data\07Jun22\31.D	Analyst: Abbott JA

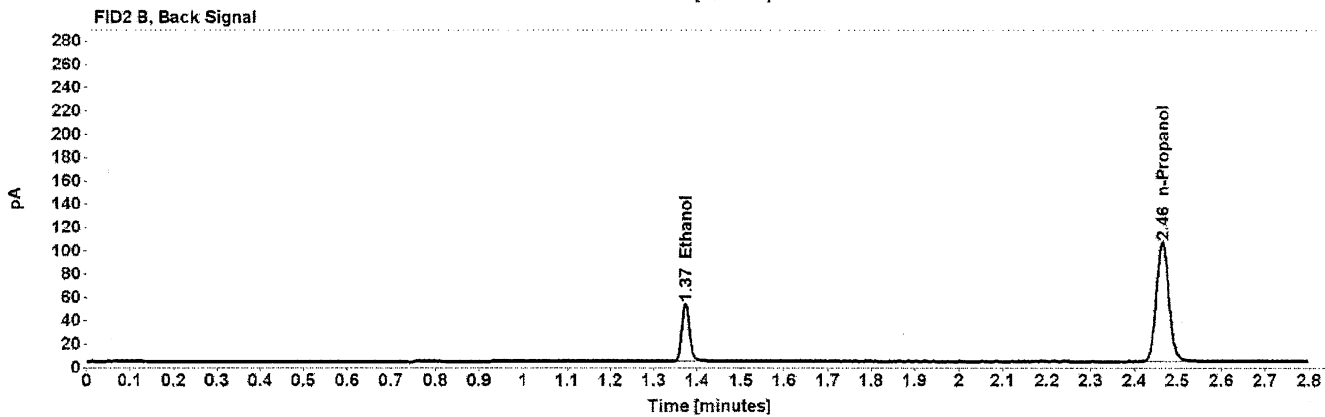
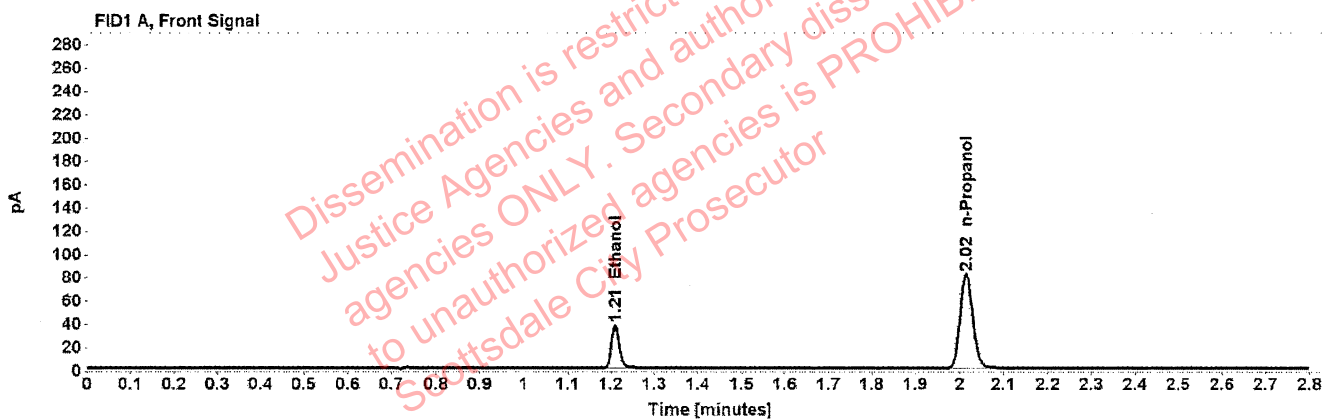


Table 1: FID 1 A (column DB-ALC1)

Compound	Amount (g/100mL)	Time (min)	Peak Area
>Ethanol	0.0802	1.210	47.526
n-Propanol	-----	2.015	162.062

Table 2: FID 2 B (column DB-ALC2)

Compound	Time (min)	Peak Area
Ethanol	1.373	60.602
n-Propanol	2.465	206.408

Scottsdale Police Department Crime Lab Volatiles Analysis

Sample:	4110320133/8	Vial:	42
Description:	0.199	LIMS ID:	
Method:	ethanol quant.M	Sequence:	07Jun22
Instrument:	US14173023 CN14160045	Injection date:	6/7/2022 6:26:47 PM
Data file:	C:\Chem32\1\Data\07Jun22\42.D	Analyst:	Abbott DA

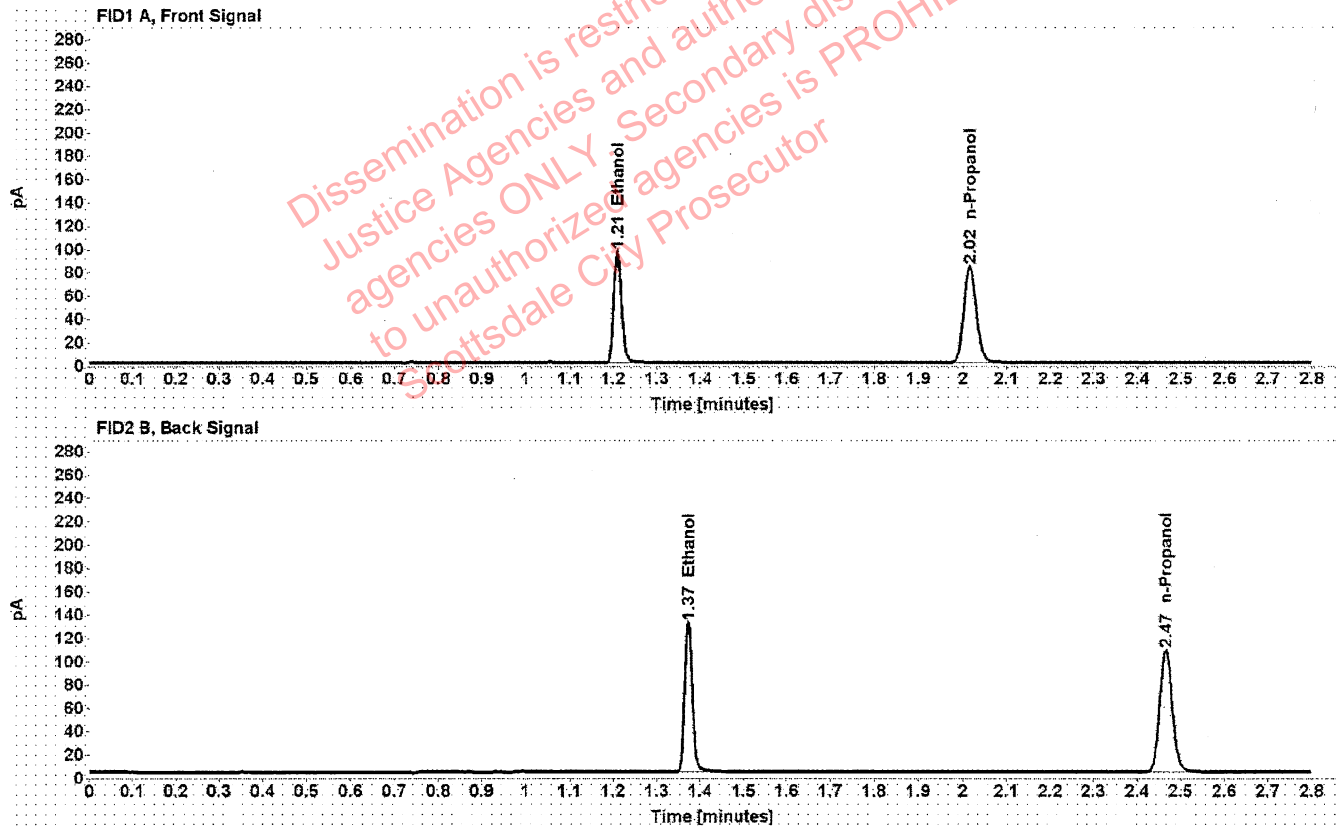


Table 1: FID 1 A (column DB-ALC1)

Compound	Amount (g/100mL)	Time (min)	Peak Area
>Ethanol	0.2022	1.210	122.644
n-Propanol	-----	2.016	165.722

Table 2: FID 2 B (column DB-ALC2)

Compound	Time (min)	Peak Area
Ethanol	1.373	157.068
n-Propanol	2.466	211.041

Scottsdale Police Department Crime Lab Volatiles Analysis

Sample:	20012020-B	Vial:	53
Description:	0.080	LIMS ID:	
Method:	ethanol quant.M	Sequence:	07Jun22
Instrument:	US14173023 CN14160045	Injection date:	6/7/2022 7:11:16 PM
Data file:	C:\Chem32\1\Data\07Jun22\53.D	Analyst:	Abbott DM

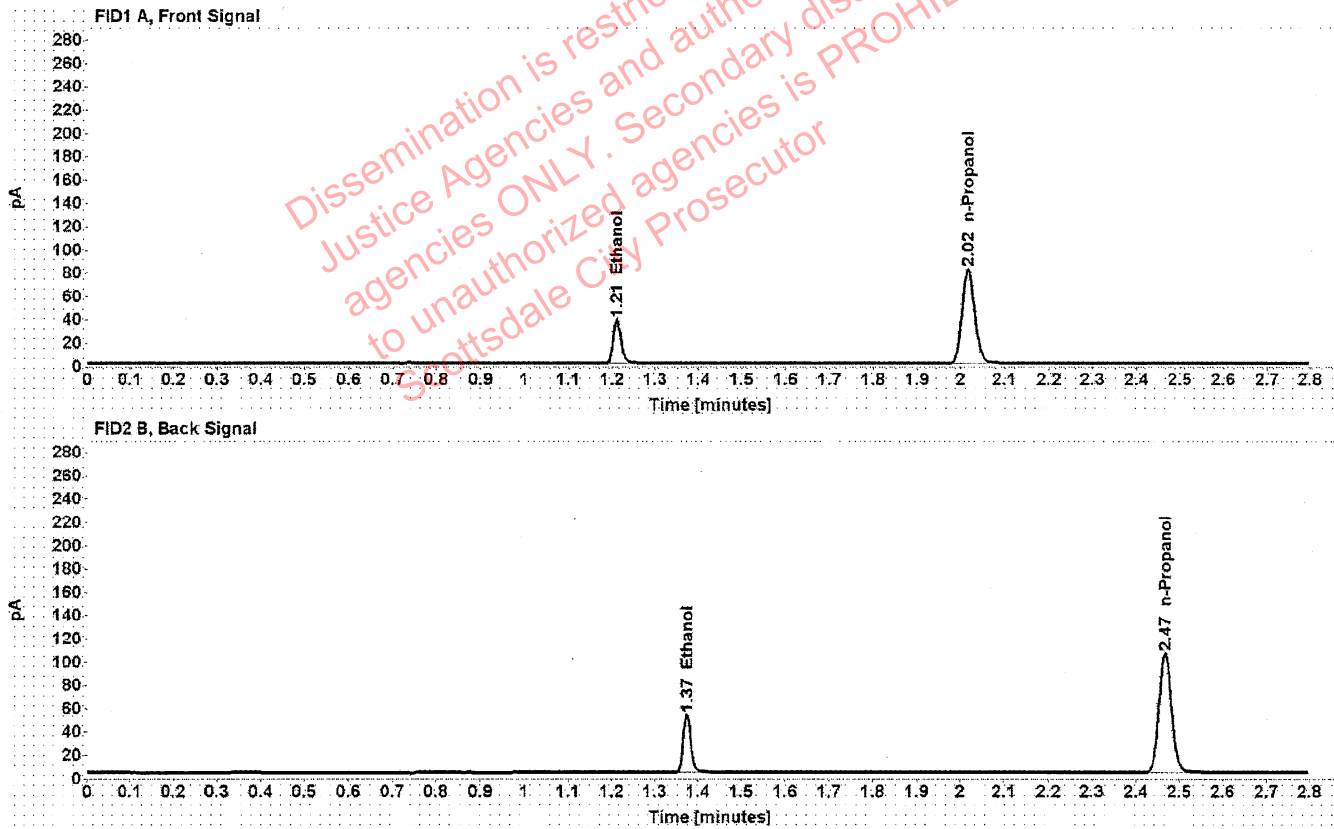


Table 1: FID 1 A (column DB-ALC1)

Compound	Amount (g/100mL)	Time (min)	Peak Area
>Ethanol	0.0809	1.211	48.033
n-Propanol	-----	2.017	162.367

Table 2: FID 2 B (column DB-ALC2)

Compound	Time (min)	Peak Area
Ethanol	1.374	61.405
n-Propanol	2.467	206.915

Scottsdale Police Department Crime Lab Volatiles Analysis

Sample: 4110320133/8	Vial: 64
Description: 0.199	LIMS ID:
Method: ethanol quant.M	Sequence: 07Jun22
Instrument: US14173023 CN14160045	Injection date: 6/7/2022 7:55:47 PM
Data file: C:\Chem32\1\Data\07Jun22\64.D	Analyst: Abbott

DM

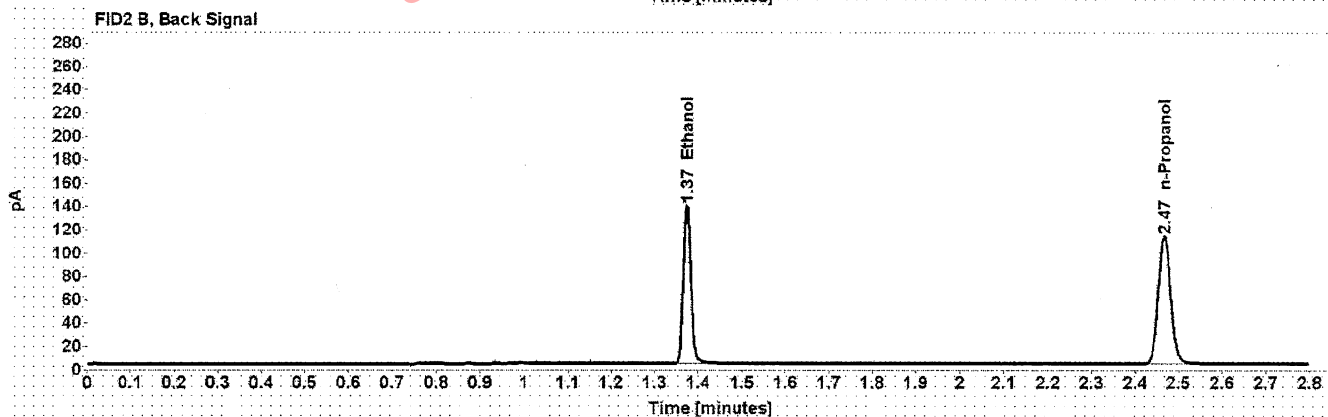
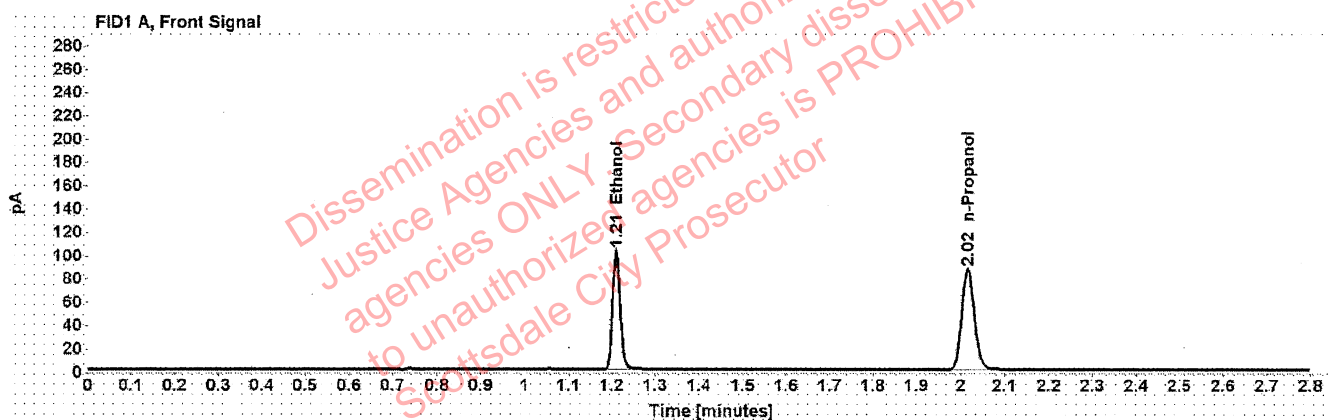


Table 1: FID 1 A (column DB-ALC1)

Compound	Amount (g/100mL)	Time (min)	Peak Area
>Ethanol	0.2052	1.210	129.901
n-Propanol	-----	2.017	173.030

Table 2: FID 2 B (column DB-ALC2)

Compound	Time (min)	Peak Area
Ethanol	1.374	166.273
n-Propanol	2.467	220.508

Scottsdale Police Department Crime Lab Volatiles Analysis

Sample:	11092018-A	Vial:	75
Description:	0.400	LIMS ID:	
Method:	ethanol quant.M	Sequence:	07Jun22
Instrument:	US14173023 CN14160045	Injection date:	6/7/2022 8:40:17 PM
Data file:	C:\Chem32\1\Data\07Jun22\75.D	Analyst:	Abbott

Abbott

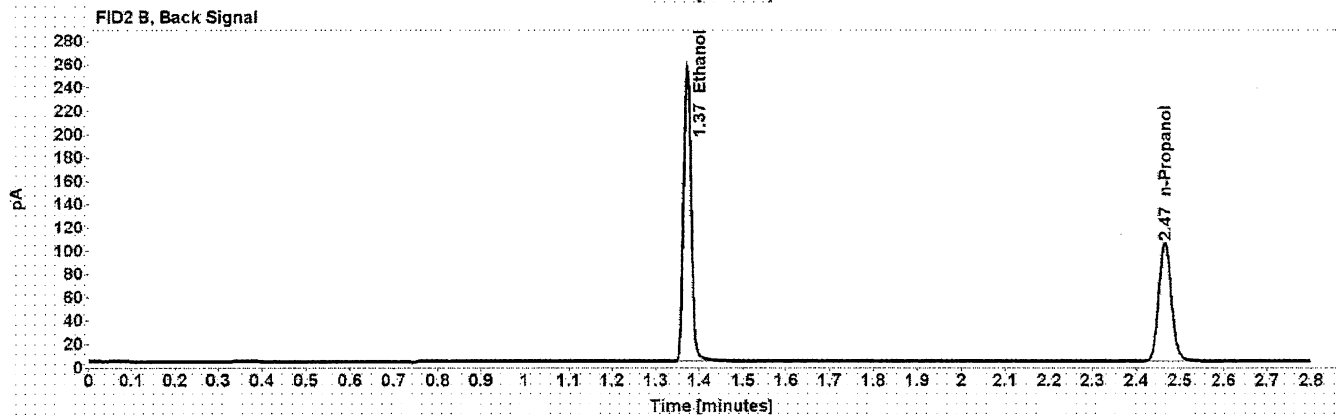
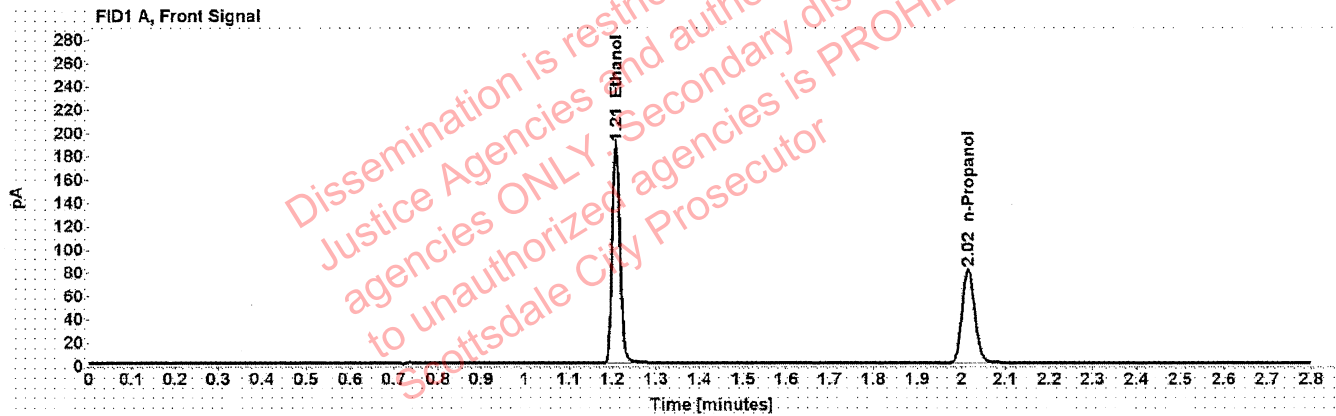


Table 1: FID 1 A (column DB-ALC1)

Compound	Amount (g/100mL)	Time (min)	Peak Area
>Ethanol	0.4047	1.209	239.062
n-Propanol	-----	2.015	161.341

Table 2: FID 2 B (column DB-ALC2)

Compound	Time (min)	Peak Area
Ethanol	1.372	305.684
n-Propanol	2.465	205.448

Scottsdale Police Department Crime Lab Volatiles Analysis

Sample:	14082019-B	Vial:	76
Description:	0.040	LIMS ID:	
Method:	ethanol quant.M	Sequence:	07Jun22
Instrument:	US14173023 CN14160045	Injection date:	6/7/2022 8:44:17 PM
Data file:	C:\Chem32\1\Data\07Jun22\76.D	Analyst:	Abbott

JA

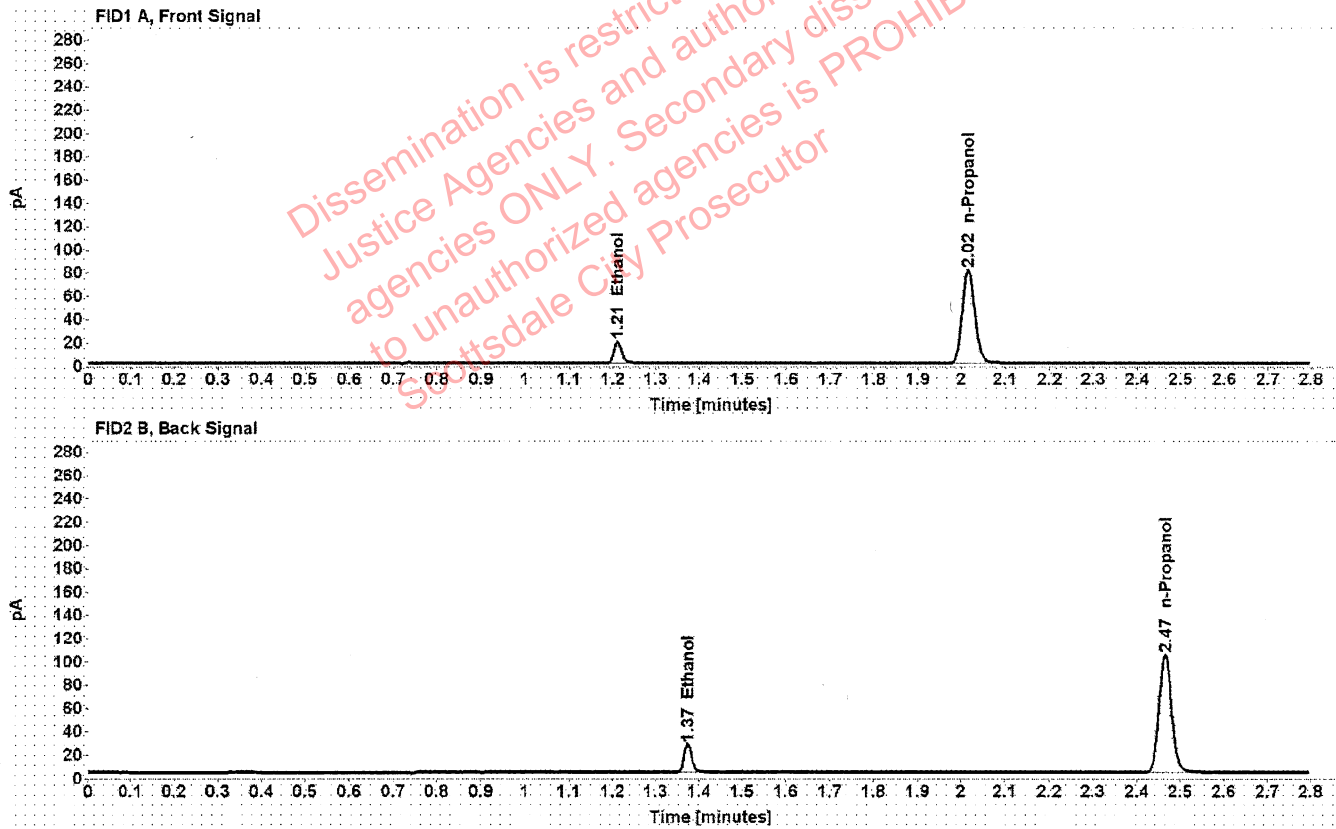


Table 1: FID 1 A (column DB-ALC1)

Compound	Amount (g/100mL)	Time (min)	Peak Area
>Ethanol	0.0404	1.211	23.629
n-Propanol	-----	2.015	160.287

Table 2: FID 2 B (column DB-ALC2)

Compound	Time (min)	Peak Area
Ethanol	1.374	30.080
n-Propanol	2.465	204.204

Scottsdale Police Department Crime Lab Volatiles Analysis

Sample: 4110320133/8	Vial: 77
Description: 0.199	LIMS ID:
Method: ethanol quant.M	Sequence: 07Jun22
Instrument: US14173023 CN14160045	Injection date: 6/7/2022 8:48:17 PM
Data file: C:\Chem32\1\Data\07Jun22\77.D	Analyst: Abbott

Abbott

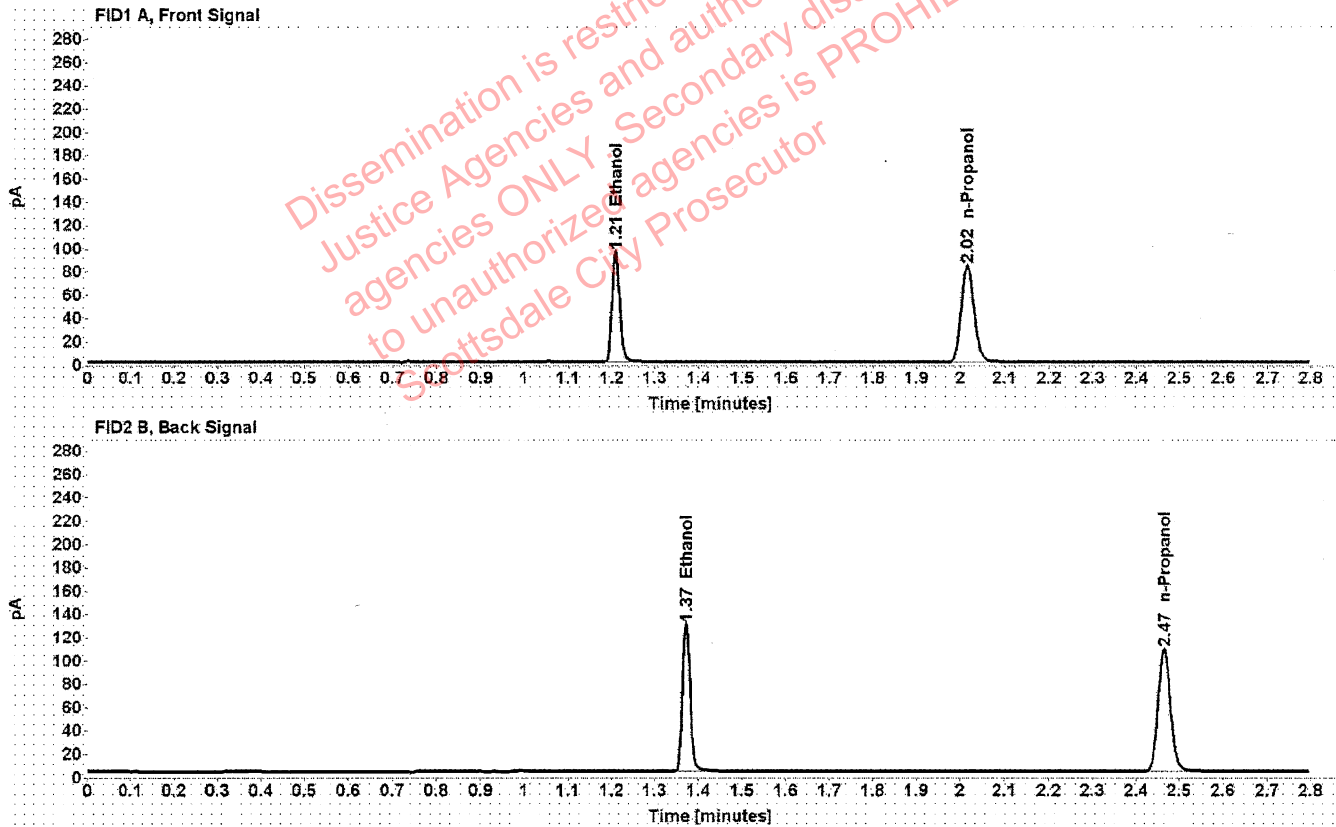


Table 1: FID 1 A (column DB-ALC1)

Compound	Amount (g/100mL)	Time (min)	Peak Area
>Ethanol	0.1993	1.209	121.101
n-Propanol	-----	2.015	166.070

Table 2: FID 2 B (column DB-ALC2)

Compound	Time (min)	Peak Area
Ethanol	1.372	155.139
n-Propanol	2.465	211.861

Scottsdale Police Department Crime Lab Volatiles Analysis

Sample: 101921WB	Vial: 78
Description: Negative	LIMS ID:
Method: ethanol quant.M	Sequence: 07Jun22
Instrument: US14173023 CN14160045	Injection date: 6/7/2022 8:52:17 PM
Data file: C:\Chem321\Data\07Jun22\78.D	Analyst: Abbott JA

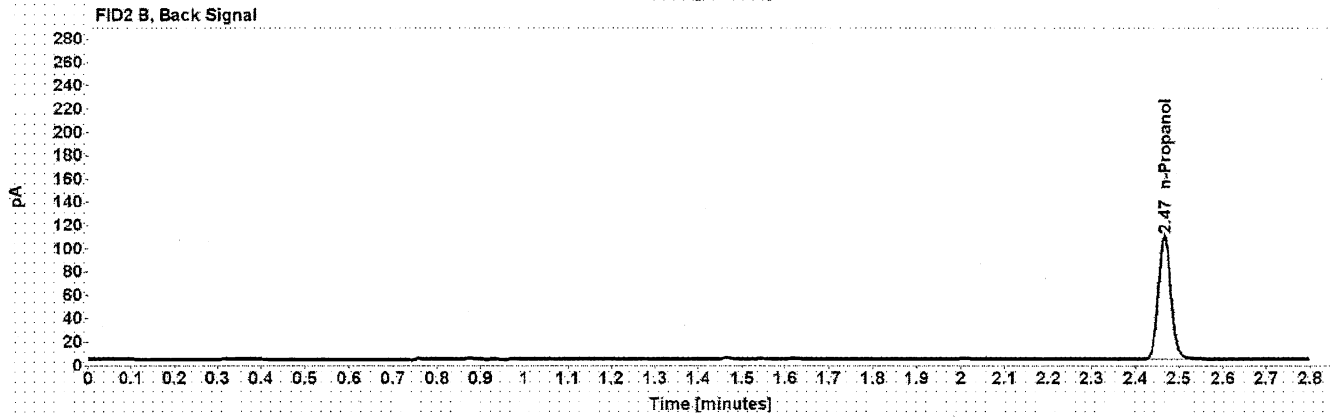
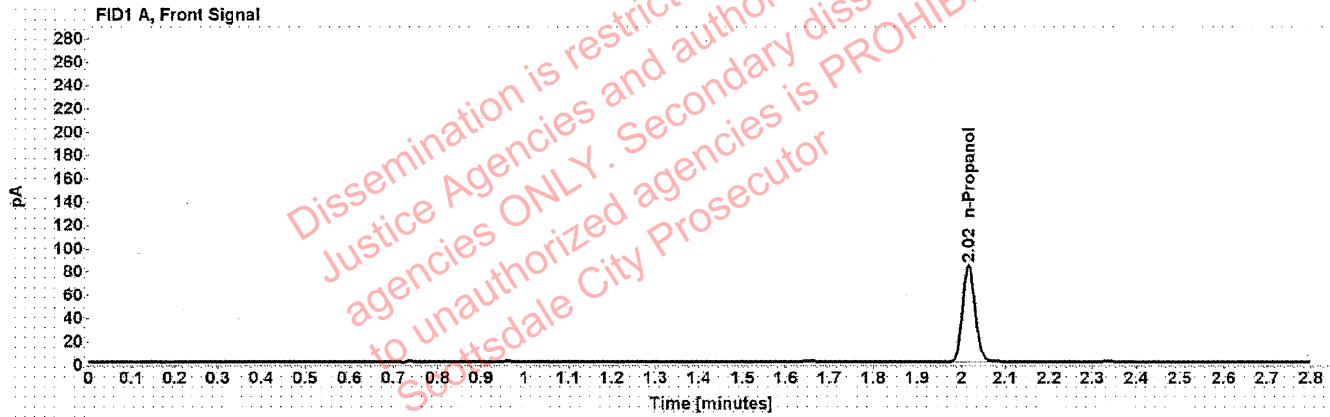


Table 1: FID 1 A (column DB-ALC1)

Compound	Amount (g/100mL)	Time (min)	Peak Area
n-Propanol	-----	2.016	165.996

Table 2: FID 2 B (column DB-ALC2)

Compound	Time (min)	Peak Area
n-Propanol	2.467	212.529

Sequence Summary

Sequence name: 07Jun22 Instrument: US14173023 CN14160045 Analyst: Abbott *JA*

Vial	Sample	Description	Type	LIMS ID	Method
1	FN10051909	0.020 calibrator	Calibration		ethanol quant.M
2	FN05311902	0.100 calibrator	Calibration		ethanol quant.M
3	FN02052101	0.200 calibrator	Calibration		ethanol quant.M
4	FN03052102	0.400 calibrator	Calibration		ethanol quant.M
5	032922AQ	Negative	Control		ethanol quant.M
6	050721MIX	Volatiles mix	Control		ethanol quant.M
7	11092018-A	0.400	Control		ethanol quant.M
8	14082019-B	0.040	Control		ethanol quant.M
9	4110320133/8	0.199	Control		ethanol quant.M
10	1422948		Sample		ethanol quant.M
11	1422948		Sample		ethanol quant.M
12	1423973		Sample		ethanol quant.M
13	1423973		Sample		ethanol quant.M
14	1424433		Sample		ethanol quant.M
15	1424433		Sample		ethanol quant.M
16	1396178		Sample		ethanol quant.M
17	1396178		Sample		ethanol quant.M
18	1424894		Sample		ethanol quant.M
19	1424894		Sample		ethanol quant.M
20	20012020-B	0.080	Control		ethanol quant.M
21	1424751		Sample		ethanol quant.M
22	1424751		Sample		ethanol quant.M
23	1404514		Sample		ethanol quant.M
24	1404514		Sample		ethanol quant.M
25	1424892		Sample		ethanol quant.M
26	1424892		Sample		ethanol quant.M
27	1425003		Sample		ethanol quant.M
28	1425003		Sample		ethanol quant.M
29	1425007		Sample		ethanol quant.M
30	1425007		Sample		ethanol quant.M
31	20012020-B	0.080	Control		ethanol quant.M
32	1425160		Sample		ethanol quant.M
33	1425160		Sample		ethanol quant.M
34	1425079		Sample		ethanol quant.M
35	1425079		Sample		ethanol quant.M
36	1425140		Sample		ethanol quant.M
37	1425140		Sample		ethanol quant.M
38	1414755		Sample		ethanol quant.M
39	1414755		Sample		ethanol quant.M
40	38401EA		Sample		ethanol quant.M
41	38401EA		Sample		ethanol quant.M
42	4110320133/8	0.199	Control		ethanol quant.M
43	38101DJ		Sample		ethanol quant.M
44	38101DJ		Sample		ethanol quant.M
45	38601MB		Sample		ethanol quant.M
46	38601MB		Sample		ethanol quant.M
47	1426036		Sample		ethanol quant.M

Sequence Summary



48	1426036		Sample		ethanol quant.M
49	1425735		Sample		ethanol quant.M
50	1425735		Sample		ethanol quant.M
51	1425370		Sample		ethanol quant.M
52	1425370		Sample		ethanol quant.M
53	20012020-B	0.080	Control		ethanol quant.M
54	1425312		Sample		ethanol quant.M
55	1425312		Sample		ethanol quant.M
56	1425333		Sample		ethanol quant.M
57	1425333		Sample		ethanol quant.M
58	1425675		Sample		ethanol quant.M
59	1425675		Sample		ethanol quant.M
60	1425779		Sample		ethanol quant.M
61	1425779		Sample		ethanol quant.M
62	1425147		Sample		ethanol quant.M
63	1425147		Sample		ethanol quant.M
64	4110320133/8	0.199	Control		ethanol quant.M
65	1425930		Sample		ethanol quant.M
66	1425930		Sample		ethanol quant.M
67	1425433		Sample		ethanol quant.M
68	1425433		Sample		ethanol quant.M
69	1425953		Sample		ethanol quant.M
70	1425953		Sample		ethanol quant.M
71	1425667		Sample		ethanol quant.M
72	1425667		Sample		ethanol quant.M
73	1426249		Sample		ethanol quant.M
74	1426249		Sample		ethanol quant.M
75	11092018-A	0.400	Control		ethanol quant.M
76	14082019-B	0.040	Control		ethanol quant.M
77	4110320133/8	0.199	Control		ethanol quant.M
78	101921WB	Negative	Control		ethanol quant.M

Dissemination is restricted to Criminal Justice Agencies and authorized agencies ONLY. Secondary dissemination to unauthorized agencies is PROHIBITED. Scottsdale City Prosecutor

Scottsdale Police Department Crime Laboratory Summary of Cases

SEQUENCE NAME: 07Jun22

ANALYST: Abbott *dh*

Vials	Test 1 (g/dL)	Test 2 (g/dL)	Mean (g/dL)	Percent Difference*	Absolute Difference (g/dL)*
10 11	0.0758	0.0760	0.07590	0.13	0.00010
12 13	0.3167	0.3157	0.31620	0.16	0.00050
14 15	0.1842	0.1846	0.18440	0.11	0.00020
16 17	0.2527	0.2518	0.25225	0.18	0.00045
18 19	0.1734	0.1737	0.17355	0.09	0.00015
21 22	0.1292	0.1294	0.12930	0.08	0.00010
23 24	0.1085	0.1085	0.10850	0.00	0.00000
25 26	0.1114	0.1106	0.11100	0.36	0.00040
27 28	0.2291	0.2316	0.23035	0.54	0.00125
29 30	0.1136	0.1149	0.11425	0.57	0.00065
32 33	0.1353	0.1350	0.13515	0.11	0.00015
34 35	0.2851	0.2875	0.28630	0.42	0.00120
36 37	0.2304	0.2292	0.22980	0.26	0.00060
38 39	0.2496	0.2485	0.24905	0.22	0.00055
40 41	0.2111	0.2090	0.21005	0.50	0.00105
43 44	0.1326	0.1329	0.13275	0.11	0.00015
45 46	0.1768	0.1779	0.17735	0.31	0.00055
47 48	0.0190	0.0190	0.01900	0.00	0.00000
49 50	0.3427	0.3397	0.34120	0.44	0.00150
51 52	0.0935	0.0935	0.09350	0.00	0.00000
54 55	0.1530	0.1526	0.15280	0.13	0.00020
56 57	0.1405	0.1408	0.14065	0.11	0.00015
58 59	0.2425	0.2442	0.24335	0.35	0.00085
60 61	0.0914	0.0916	0.09150	0.11	0.00010
62 63	0.0238	0.0239	0.02385	0.21	0.00005
65 66	0.3484	0.3497	0.34905	0.19	0.00065
67 68	0.1051	0.1045	0.10480	0.29	0.00030
69 70	0.0000	0.0000	0.00000	0.00	0.00000
71 72	0.3491	0.3501	0.34960	0.14	0.00050
73 74	0.1498	0.1511	0.15045	0.43	0.00065

*Calculated differences are differences from the mean of the two results.

Scottsdale Forensic Lab

Blood Alcohol Pipetting Log

ANALYST: Abbott 

SEQUENCE: 07Jun22

Instrument Position	Headspace Vial 1	Headspace Vial 2	Blood Tube	Barcode Match
Vials 10 and 11	1422948	1422948	1422948	Yes
Vials 12 and 13	1423973	1423973	1423973	Yes
Vials 14 and 15	1424433	1424433	1424433	Yes
Vials 16 and 17	1396178	1396178	1396178	Yes
Vials 18 and 19	1424894	1424894	1424894	Yes
Vials 21 and 22	1424751	1424751	1424751	Yes
Vials 23 and 24	1404514	1404514	1404514	Yes
Vials 25 and 26	1424892	1424892	1424892	Yes
Vials 27 and 28	1425003	1425003	1425003	Yes
Vials 29 and 30	1425007	1425007	1425007	Yes
Vials 32 and 33	1425160	1425160	1425160	Yes
Vials 34 and 35	1425079	1425079	1425079	Yes
Vials 36 and 37	1425140	1425140	1425140	Yes
Vials 38 and 39	1414755	1414755	1414755	Yes
Vials 40 and 41	38401EA	38401EA	38401EA	Yes
Vials 43 and 44	38101DJ	38101DJ	38101DJ	Yes
Vials 45 and 46	38601MB	38601MB	38601MB	Yes
Vials 47 and 48	1426036	1426036	1426036	Yes
Vials 49 and 50	1425735	1425735	1425735	Yes
Vials 51 and 52	1425370	1425370	1425370	Yes
Vials 54 and 55	1425312	1425312	1425312	Yes
Vials 56 and 57	1425333	1425333	1425333	Yes
Vials 58 and 59	1425675	1425675	1425675	Yes
Vials 60 and 61	1425779	1425779	1425779	Yes
Vials 62 and 63	1425147	1425147	1425147	Yes
Vials 65 and 66	1425930	1425930	1425930	Yes
Vials 67 and 68	1425433	1425433	1425433	Yes
Vials 69 and 70	1425953	1425953	1425953	Yes
Vials 71 and 72	1425667	1425667	1425667	Yes
Vials 73 and 74	1426249	1426249	1426249	Yes

Scottsdale Police Department Crime Lab Volatiles Analysis

Sample:	1422948	Vial:	10
Description:	[REDACTED]	LIMS ID:	[REDACTED]
Method:	ethanol quant.M	Sequence:	07Jun22
Instrument:	US14173023 CN14160045	Injection date:	6/7/2022 4:17:31 PM
Data file:	C:\Chem32\1\Data\07Jun22\10.D	Analyst:	Abbott

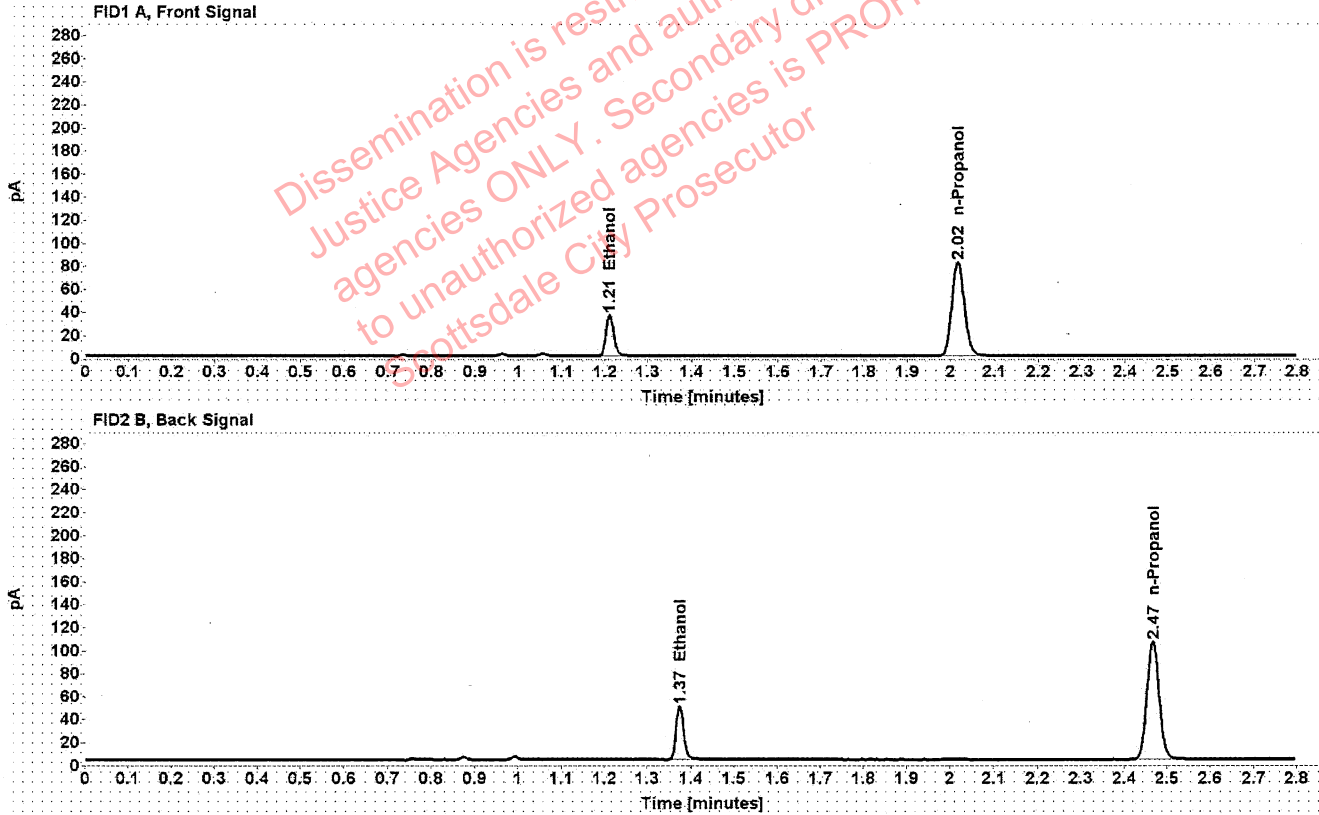


Table 1: FID 1 A (column DB-ALC1)

Compound	Amount (g/100mL)	Time (min)	Peak Area
>Ethanol	0.0758	1.211	44.880
n-Propanol	-----	2.016	162.001

Table 2: FID 2 B (column DB-ALC2)

Compound	Time (min)	Peak Area
Ethanol	1.374	56.933
n-Propanol	2.467	206.254

[REDACTED]: Abbott, Lori - (08-Jun-2022)

Case: [REDACTED] User: LAbbott 6/8/2022

Scottsdale Police Department Crime Lab Volatiles Analysis

Sample:	1422948	Vial:	11
Description:	[REDACTED]	LIMS ID:	[REDACTED]
Method:	ethanol quant.M	Sequence:	07Jun22
Instrument:	US14173023 CN14160045	Injection date:	6/7/2022 4:21:32 PM
Data file:	C:\Chem32\1\Data\07Jun22\11.D	Analyst:	Abbott

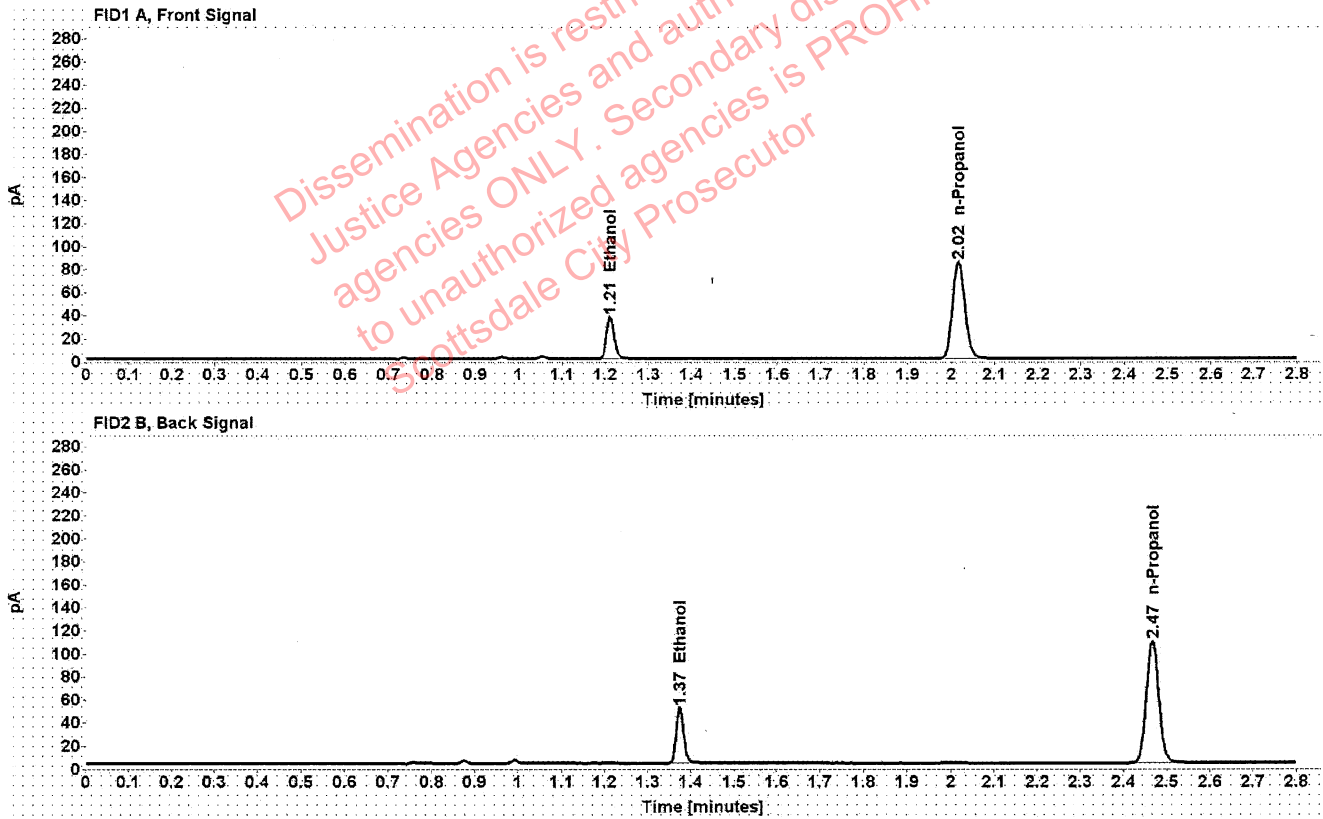


Table 1: FID 1 A (column DB-ALC1)

Compound	Amount (g/100mL)	Time (min)	Peak Area
>Ethanol	0.0760	1.211	46.391
n-Propanol	-----	2.017	167.093

Table 2: FID 2 B (column DB-ALC2)

Compound	Time (min)	Peak Area
Ethanol	1.374	58.939
n-Propanol	2.467	212.722

Scottsdale Police Department Crime Lab Volatiles Analysis

Sample:	1423973	Vial:	12
Description:	[REDACTED]	LIMS ID:	[REDACTED]
Method:	ethanol quant.M	Sequence:	07Jun22
Instrument:	US14173023 CN14160045	Injection date:	6/7/2022 4:25:31 PM
Data file:	C:\Chem32\1\Data\07Jun22\12.D	Analyst:	Abbott

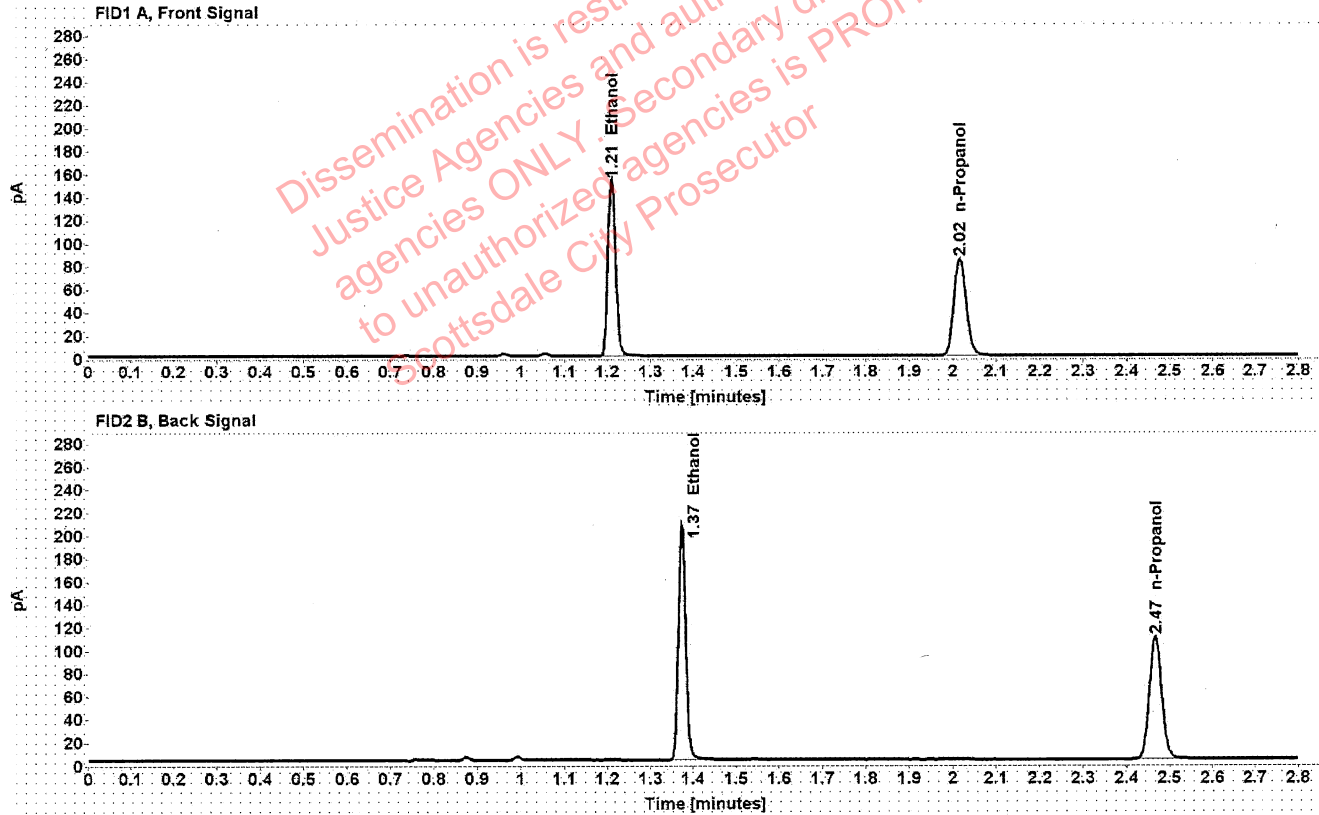


Table 1: FID 1 A (column DB-ALC1)

Compound	Amount (g/100mL)	Time (min)	Peak Area
>Ethanol	0.3167	1.210	193.876
n-Propanol	-----	2.016	167.243

Table 2: FID 2 B (column DB-ALC2)

Compound	Time (min)	Peak Area
Ethanol	1.374	247.578
n-Propanol	2.467	212.978

Scottsdale Police Department Crime Lab Volatiles Analysis

Sample:	1423973	Vial:	13
Description:		LIMS ID:	
Method:	ethanol quant.M	Sequence:	07Jun22
Instrument:	US14173023 CN14160045	Injection date:	6/7/2022 4:29:47 PM
Data file:	C:\Chem32\1\Data\07Jun22\13.D	Analyst:	Abbott

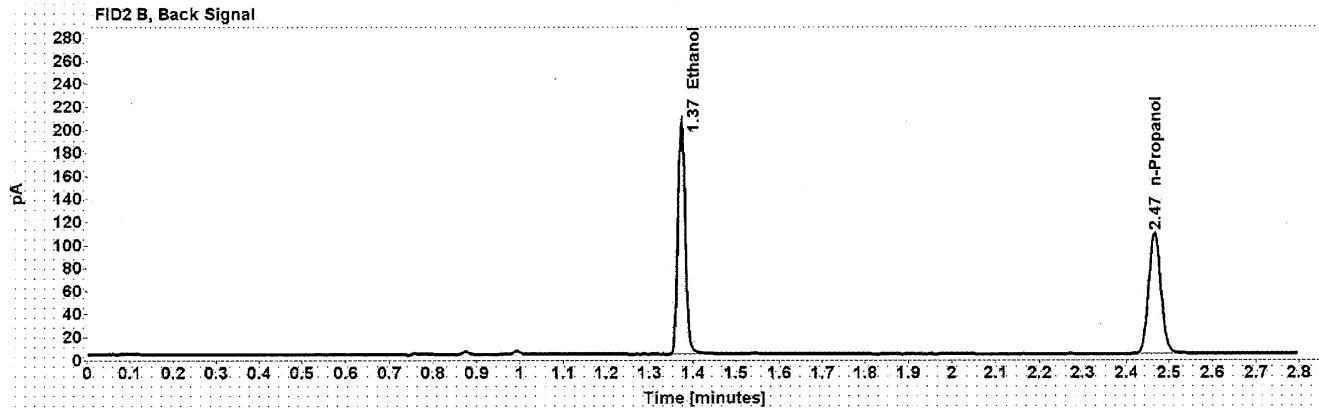
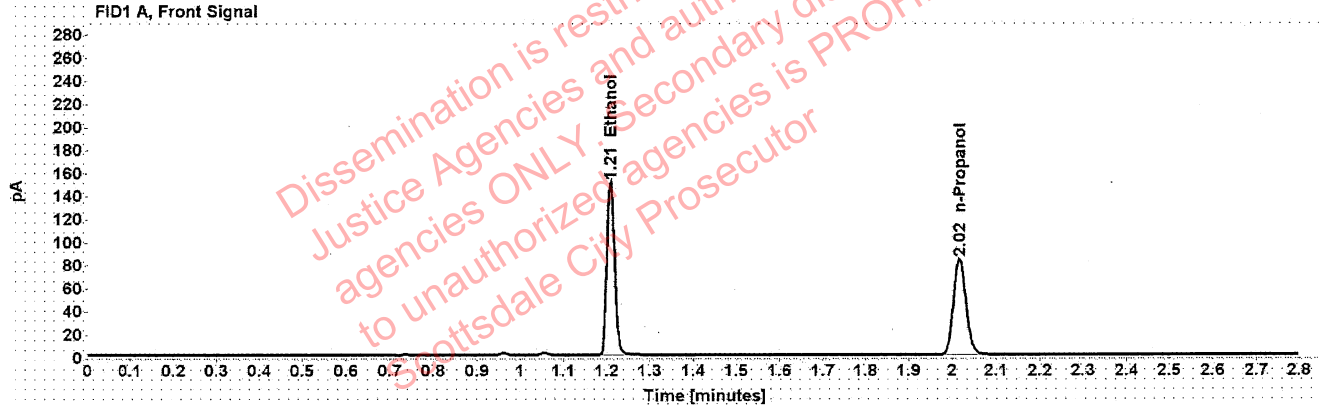


Table 1: FID 1 A (column DB-ALC1)

Compound	Amount (g/100mL)	Time (min)	Peak Area
>Ethanol	0.3157	1.209	191.246
n-Propanol	-----	2.016	165.482

Table 2: FID 2 B (column DB-ALC2)

Compound	Time (min)	Peak Area
Ethanol	1.373	244.259
n-Propanol	2.466	210.632

Scottsdale Police Department Crime Lab Volatiles Analysis

Sample:	1424433	Vial:	14
Description:		LIMS ID:	
Method:	ethanol quant.M	Sequence:	07Jun22
Instrument:	US14173023 CN14160045	Injection date:	6/7/2022 4:33:46 PM
Data file:	C:\Chem32\1\Data\07Jun22\14.D	Analyst:	Abbott

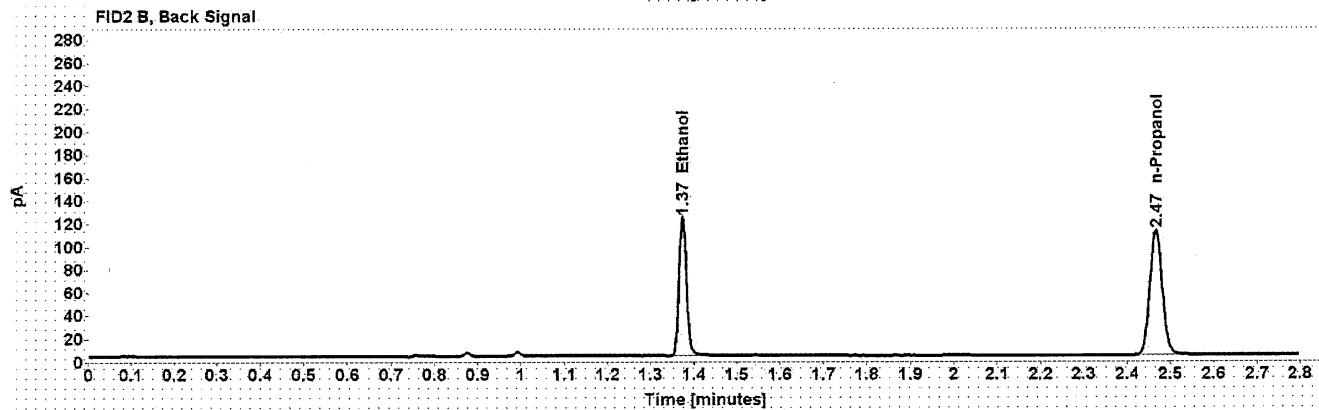
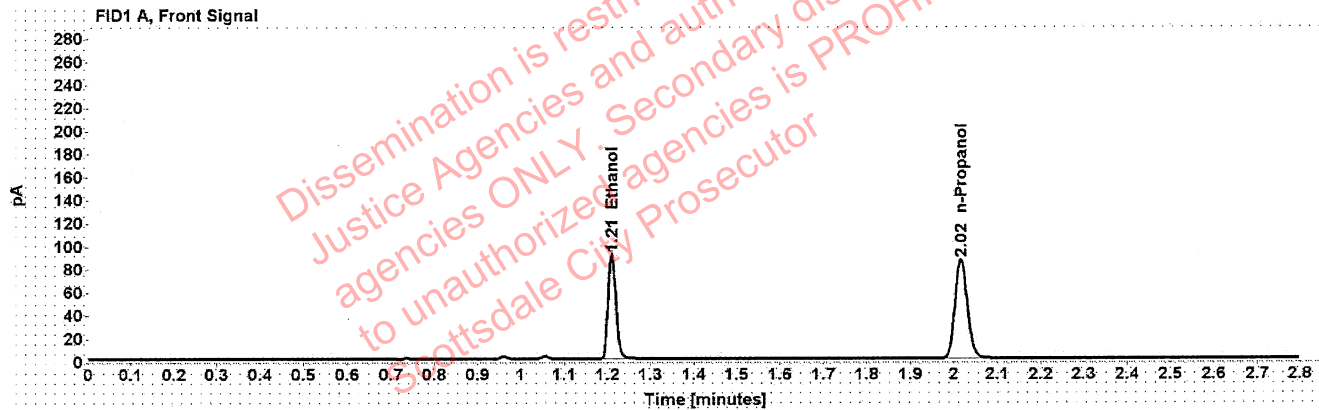


Table 1: FID 1 A (column DB-ALC1)

Compound	Amount (g/100mL)	Time (min)	Peak Area
>Ethanol	0.1842	1.210	115.192
n-Propanol	-----	2.016	170.868

Table 2: FID 2 B (column DB-ALC2)

Compound	Time (min)	Peak Area
Ethanol	1.374	146.452
n-Propanol	2.467	217.744

Scottsdale Police Department Crime Lab Volatiles Analysis

Sample:	1424433	Vial:	15
Description:		LIMS ID:	
Method:	ethanol quant.M	Sequence:	07Jun22
Instrument:	US14173023 CN14160045	Injection date:	6/7/2022 4:37:46 PM
Data file:	C:\Chem32\1\Data\07Jun22\15.D	Analyst:	Abbott

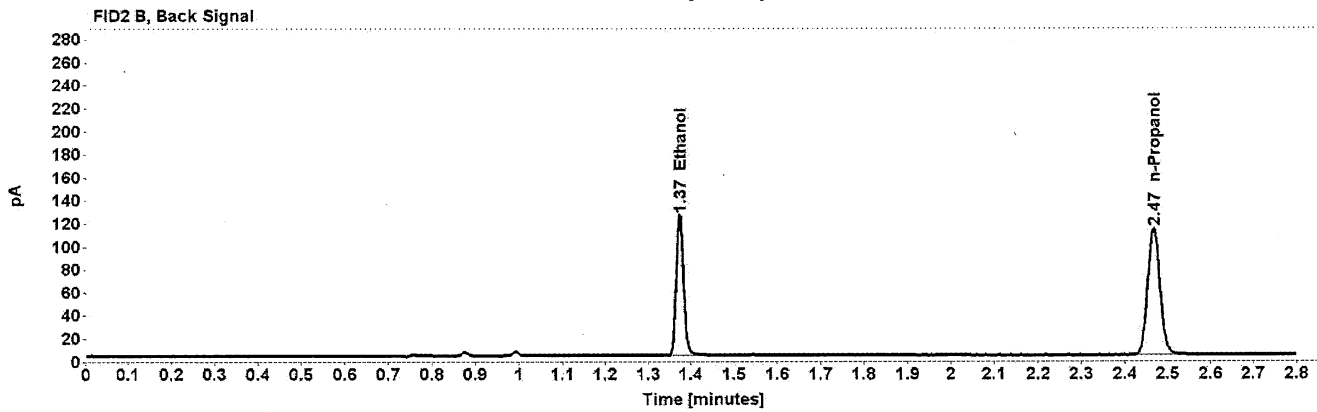
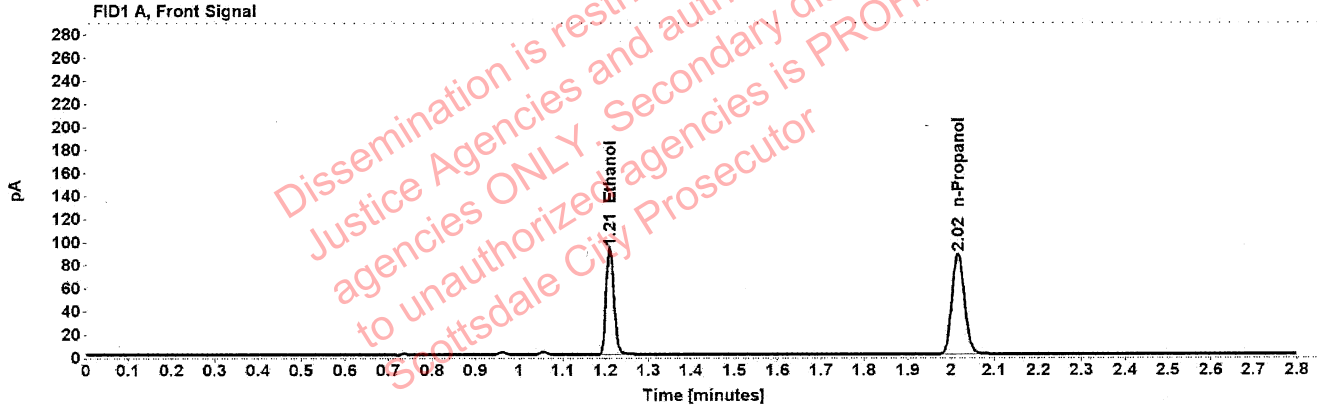


Table 1: FID 1 A (column DB-ALC1)

Compound	Amount (g/100mL)	Time (min)	Peak Area
>Ethanol	0.1846	1.210	117.189
n-Propanol	-----	2.016	173.492

Table 2: FID 2 B (column DB-ALC2)

Compound	Time (min)	Peak Area
Ethanol	1.374	149.072
n-Propanol	2.466	220.942

Scottsdale Police Department Crime Lab Volatiles Analysis

Sample:	1396178	Vial:	16
Description:	[REDACTED]	LIMS ID:	[REDACTED]
Method:	ethanol quant.M	Sequence:	07Jun22
Instrument:	US14173023 CN14160045	Injection date:	6/7/2022 4:41:47 PM
Data file:	C:\Chem32\1\Data\07Jun22\16.D	Analyst:	Abbott

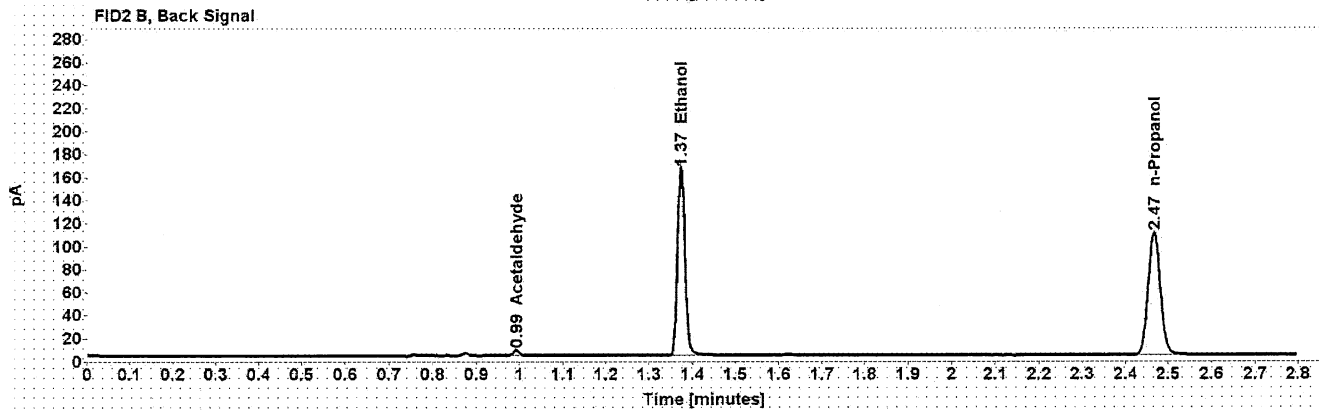
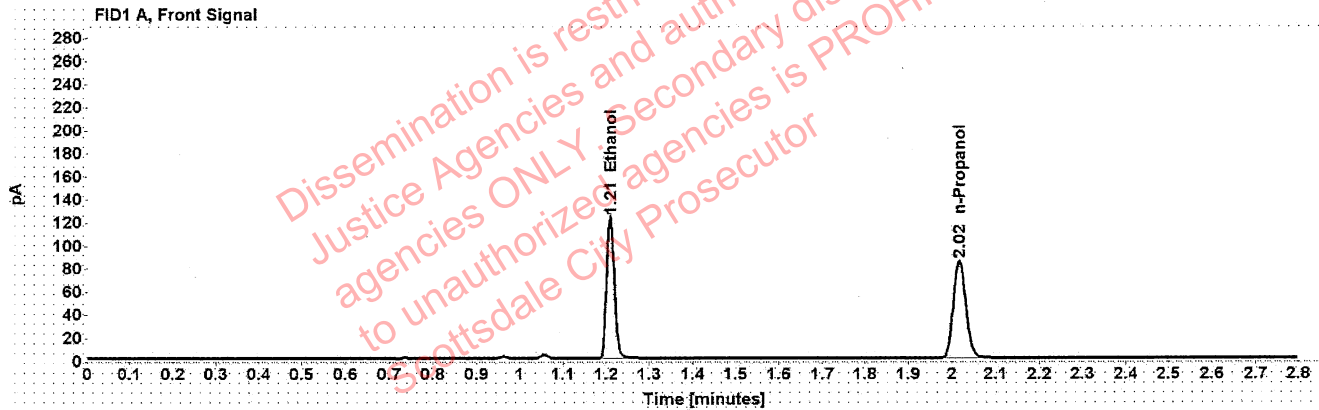


Table 1: FID 1 A (column DB-ALC1)

Compound	Amount (g/100mL)	Time (min)	Peak Area
>Ethanol	0.2527	1.210	155.454
n-Propanol	-----	2.016	168.105

Table 2: FID 2 B (column DB-ALC2)

Compound	Time (min)	Peak Area
Acetaldehyde	0.993	4.512
Ethanol	1.374	199.662
n-Propanol	2.467	214.626

Scottsdale Police Department Crime Lab Volatiles Analysis

Sample:	1396178	Vial:	17
Description:		LIMS ID:	
Method:	ethanol quant.M	Sequence:	07Jun22
Instrument:	US14173023 CN14160045	Injection date:	6/7/2022 4:45:47 PM
Data file:	C:\Chem32\1\Data\07Jun22\17.D	Analyst:	Abbott

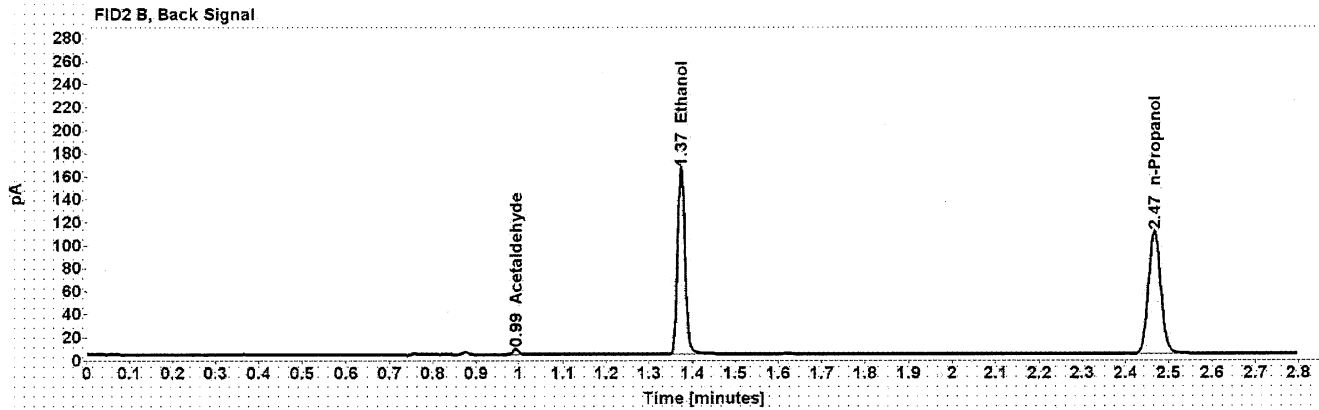
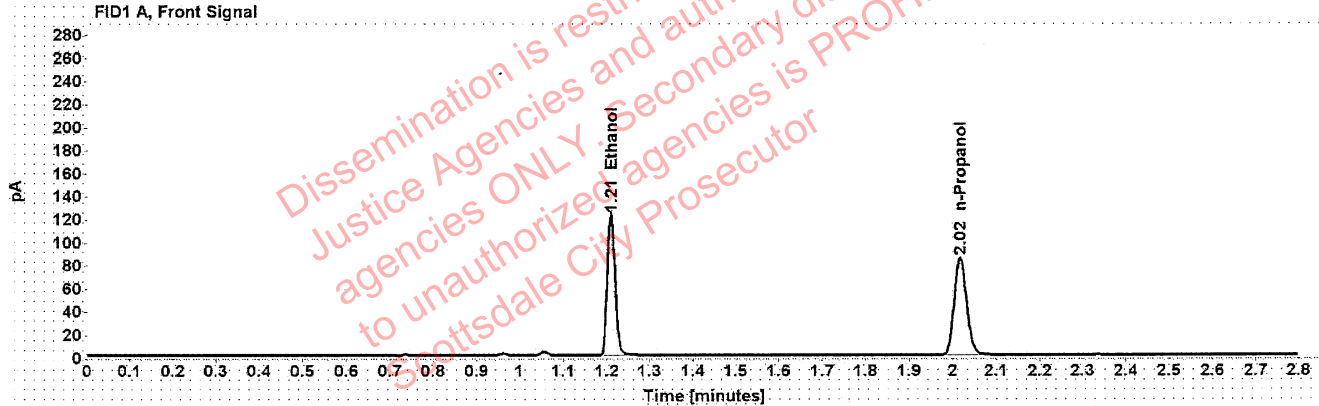


Table 1: FID 1 A (column DB-ALC1)

Compound	Amount (g/100mL)	Time (min)	Peak Area
>Ethanol	0.2518	1.210	154.688
n-Propanol	-----	2.017	167.852

Table 2: FID 2 B (column DB-ALC2)

Compound	Time (min)	Peak Area
Acetaldehyde	0.993	4.516
Ethanol	1.374	198.724
n-Propanol	2.467	214.432

Scottsdale Police Department Crime Lab Volatiles Analysis

Sample:	1424894	Vial:	18
Description:	[REDACTED]	LIMS ID:	[REDACTED]
Method:	ethanol quant.M	Sequence:	07Jun22
Instrument:	US14173023 CN14160045	Injection date:	6/7/2022 4:49:46 PM
Data file:	C:\Chem32\1\Data\07Jun22\18.D	Analyst:	Abbott

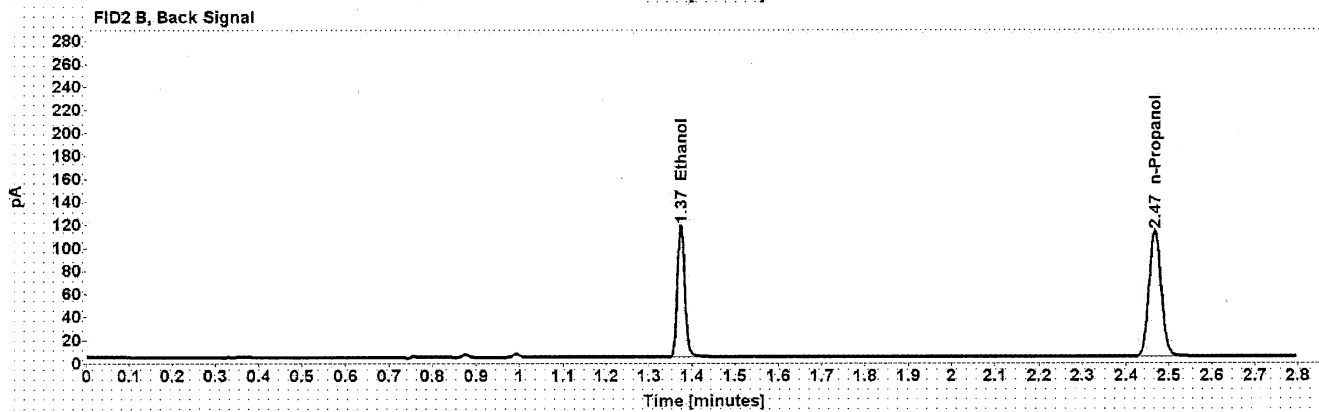
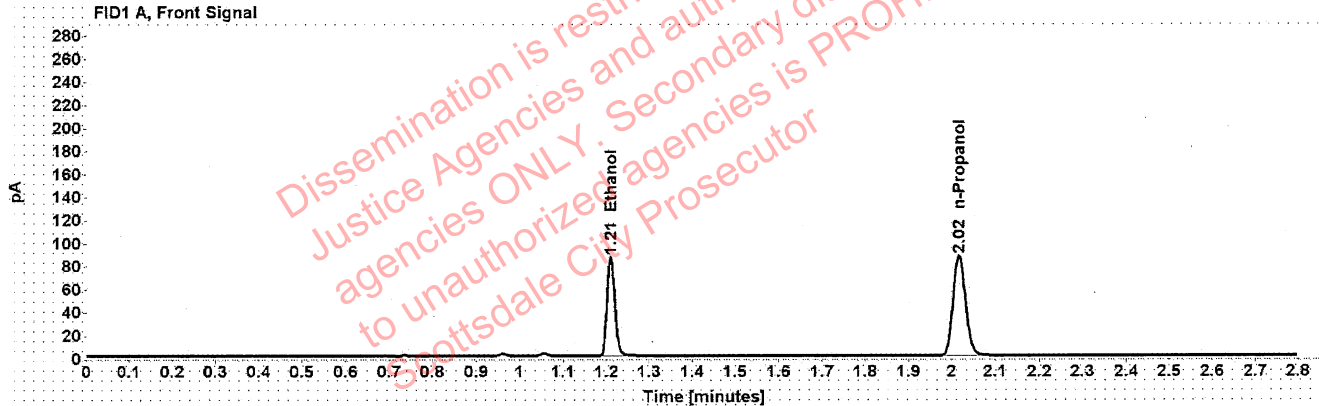


Table 1: FID 1 A (column DB-ALC1)

Compound	Amount (g/100mL)	Time (min)	Peak Area
>Ethanol	0.1734	1.210	109.240
n-Propanol	-----	2.017	172.205

Table 2: FID 2 B (column DB-ALC2)

Compound	Time (min)	Peak Area
Ethanol	1.374	139.149
n-Propanol	2.467	219.090

Scottsdale Police Department Crime Lab Volatiles Analysis

Sample:	1424894	Vial:	19
Description:		LIMS ID:	
Method:	ethanol quant.M	Sequence:	07Jun22
Instrument:	US14173023 CN14160045	Injection date:	6/7/2022 4:54:01 PM
Data file:	C:\Chem32\1\Data\07Jun22\19.D	Analyst:	Abbott

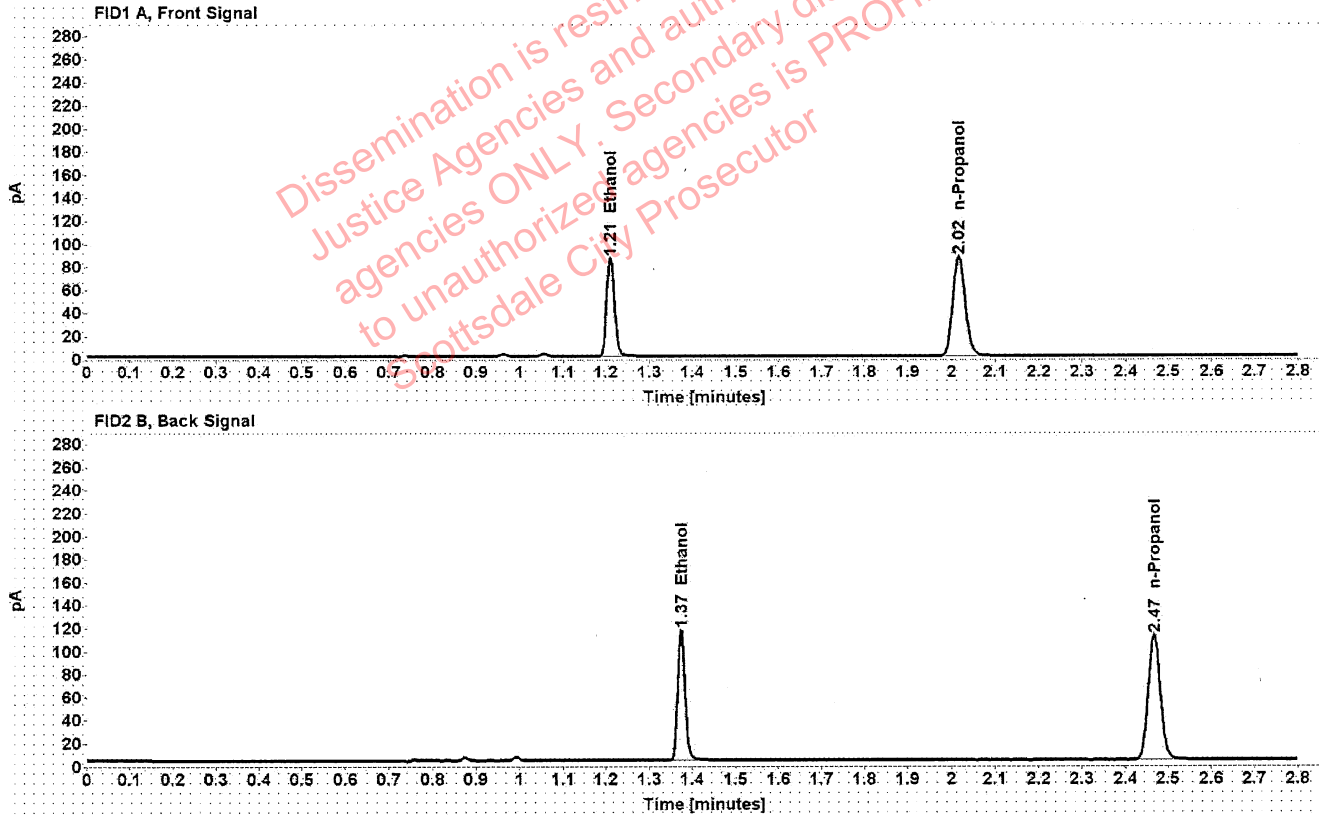


Table 1: FID 1 A (column DB-ALC1)

Compound	Amount (g/100mL)	Time (min)	Peak Area
>Ethanol	0.1737	1.210	108.677
n-Propanol	-----	2.017	170.969

Table 2: FID 2 B (column DB-ALC2)

Compound	Time (min)	Peak Area
Ethanol	1.374	138.428
n-Propanol	2.467	217.531

Scottsdale Police Department Crime Lab Volatiles Analysis

Sample:	1424751	Vial:	21
Description:	[REDACTED]	LIMS ID:	[REDACTED]
Method:	ethanol quant.M	Sequence:	07Jun22
Instrument:	US14173023 CN14160045	Injection date:	6/7/2022 5:02:01 PM
Data file:	C:\Chem32\1\Data\07Jun22\21.D	Analyst:	Abbott

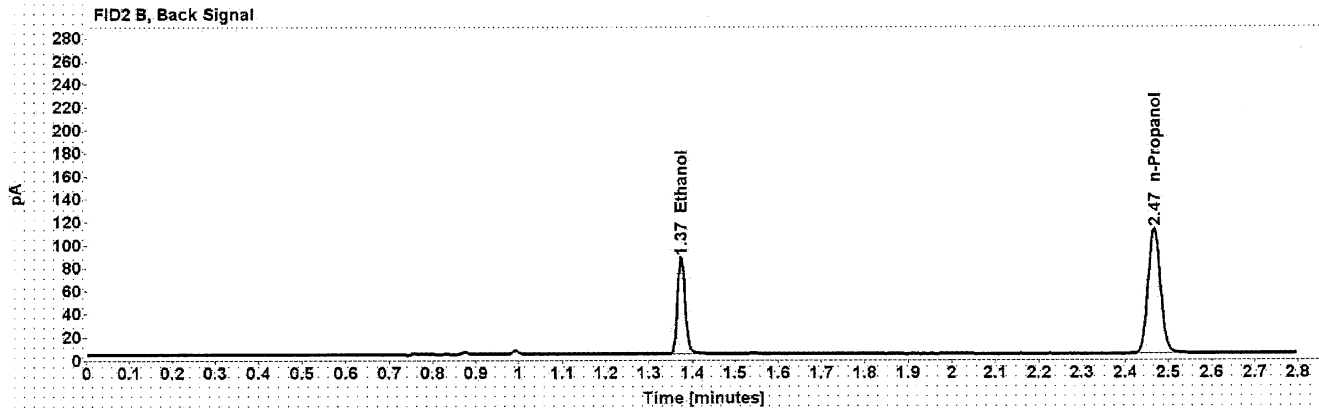
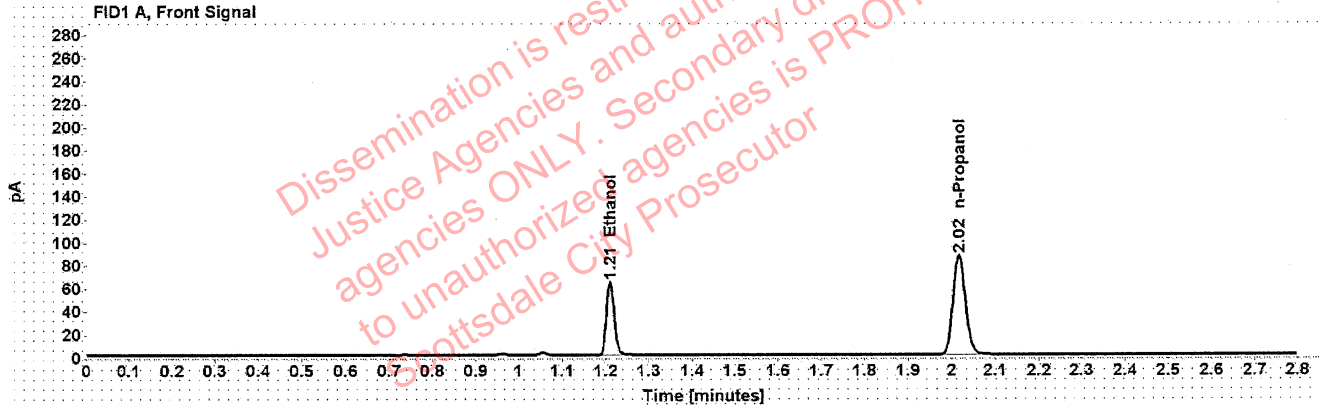


Table 1: FID 1 A (column DB-ALC1)

Compound	Amount (g/100mL)	Time (min)	Peak Area
>Ethanol	0.1292	1.210	80.863
n-Propanol	-----	2.016	171.124

Table 2: FID 2 B (column DB-ALC2)

Compound	Time (min)	Peak Area
Ethanol	1.374	102.737
n-Propanol	2.467	218.033

Scottsdale Police Department Crime Lab Volatiles Analysis

Sample:	1424751	Vial:	22
Description:	[REDACTED]	LIMS ID:	[REDACTED]
Method:	ethanol quant.M	Sequence:	07Jun22
Instrument:	US14173023 CN14160045	Injection date:	6/7/2022 5:06:01 PM
Data file:	C:\Chem32\11\Data\07Jun22\22.D	Analyst:	Abbott

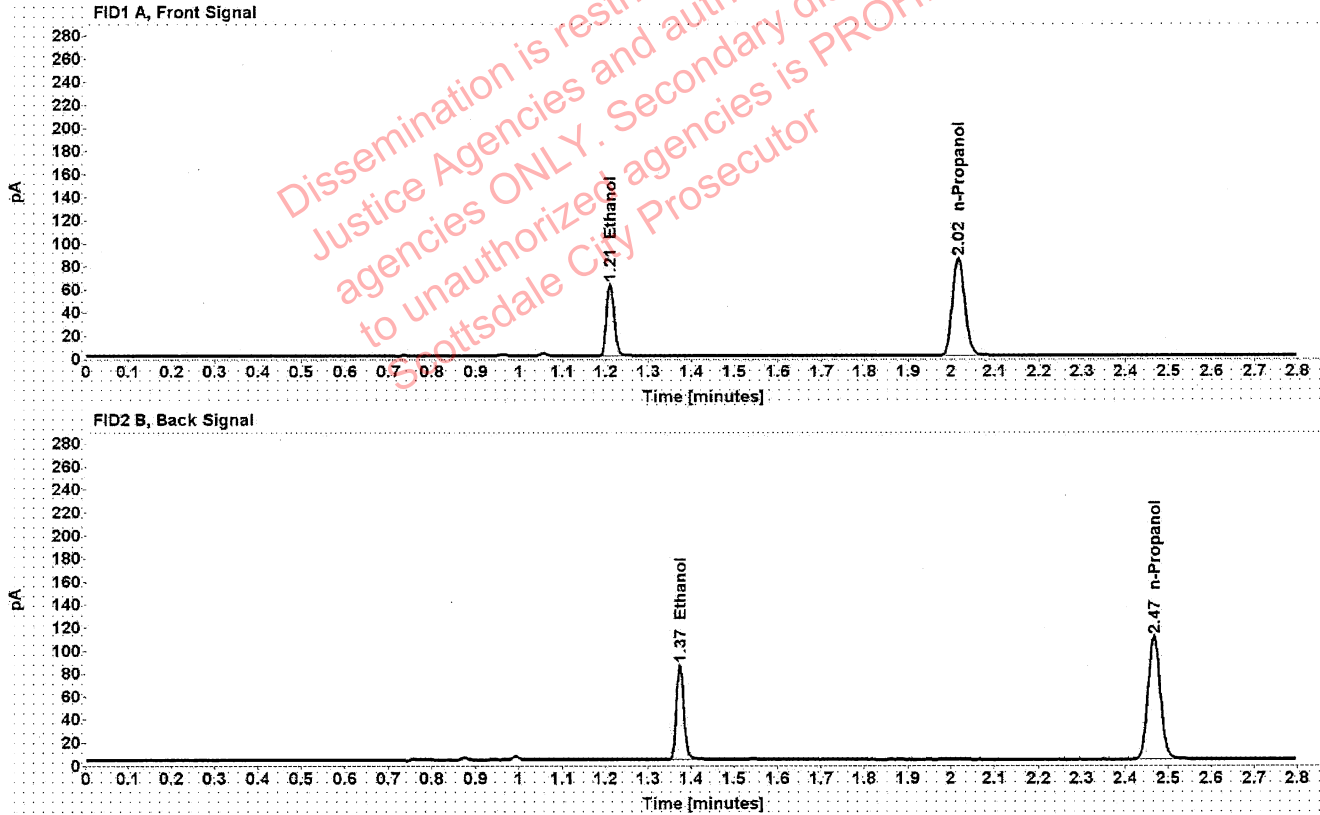


Table 1: FID 1 A (column DB-ALC1)

Compound	Amount (g/100mL)	Time (min)	Peak Area
>Ethanol	0.1294	1.211	79.485
n-Propanol	-----	2.016	167.991

Table 2: FID 2 B (column DB-ALC2)

Compound	Time (min)	Peak Area
Ethanol	1.374	101.009
n-Propanol	2.467	214.013

Scottsdale Police Department Crime Lab Volatiles Analysis

Sample:	1404514	Vial:	23
Description:	[REDACTED]	LIMS ID:	[REDACTED]
Method:	ethanol quant.M	Sequence:	07Jun22
Instrument:	US14173023 CN14160045	Injection date:	6/7/2022 5:10:01 PM
Data file:	C:\Chem32\1\Data\07Jun22\23.D	Analyst:	Abbott

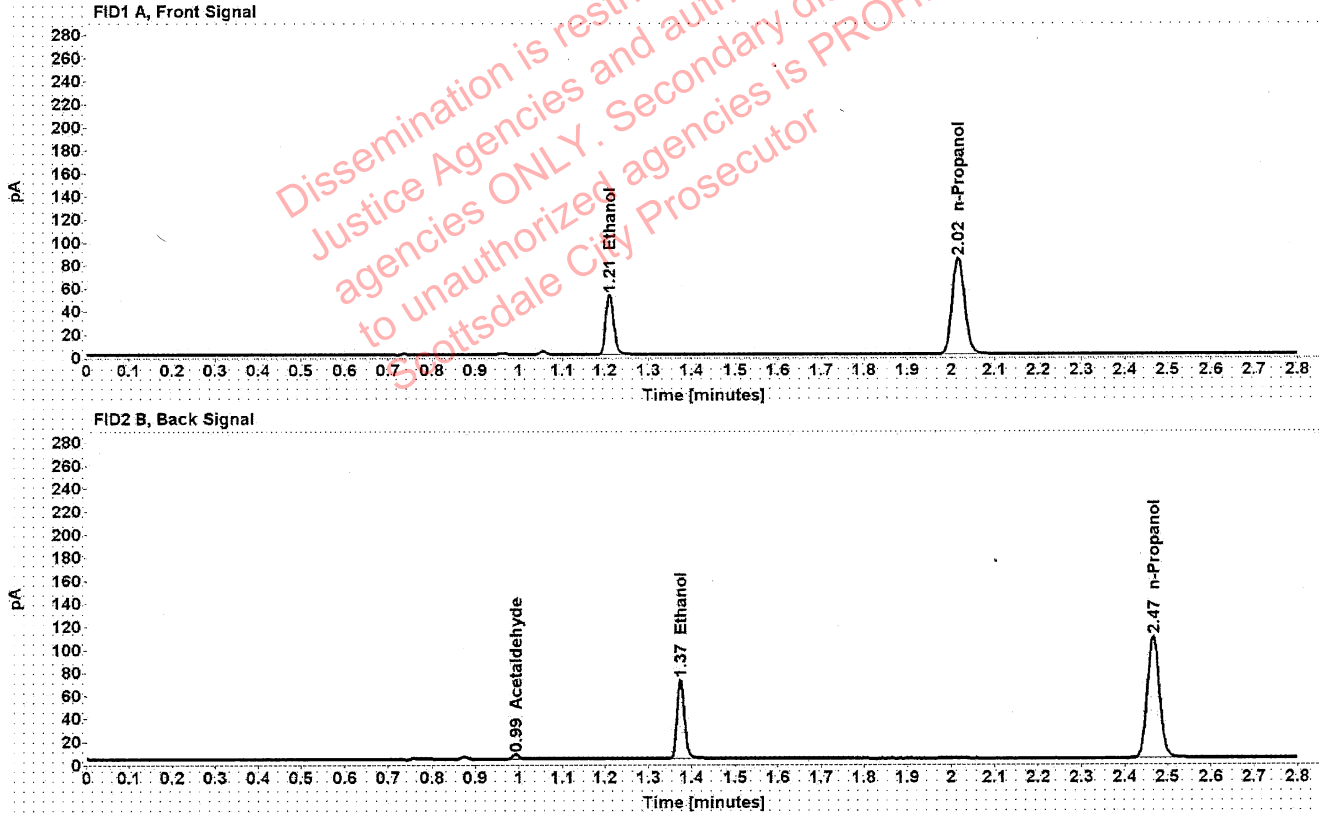


Table 1: FID 1 A (column DB-ALC1)

Compound	Amount (g/100mL)	Time (min)	Peak Area
>Ethanol	0.1085	1.211	66.152
n-Propanol	-----	2.016	166.741

Table 2: FID 2 B (column DB-ALC2)

Compound	Time (min)	Peak Area
Acetaldehyde	0.993	4.040
Ethanol	1.374	84.001
n-Propanol	2.466	212.403

Scottsdale Police Department Crime Lab Volatiles Analysis

Sample:	1404514	Vial:	24
Description:		LIMS ID:	
Method:	ethanol quant.M	Sequence:	07Jun22
Instrument:	US14173023 CN14160045	Injection date:	6/7/2022 5:14:02 PM
Data file:	C:\Chem32\1\Data\07Jun22\24.D	Analyst:	Abbott

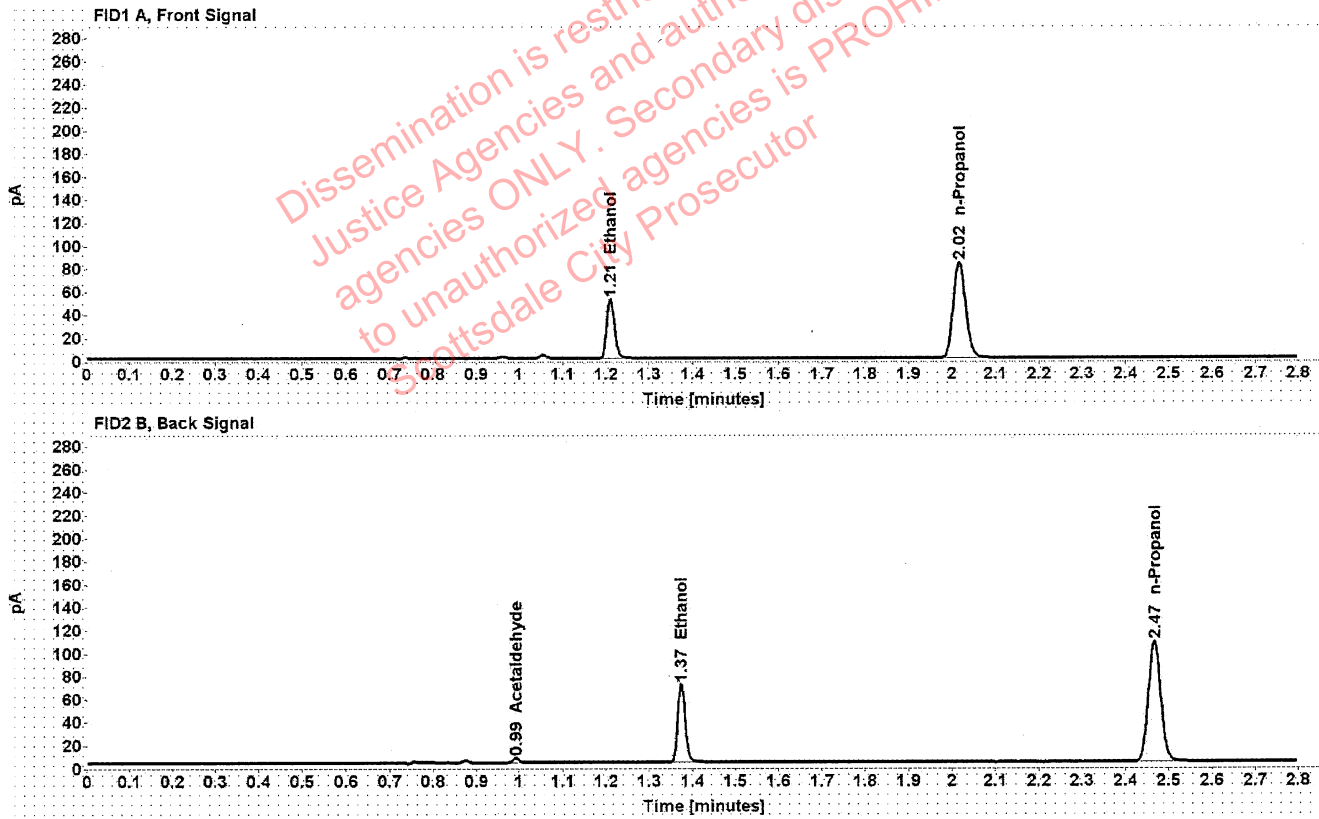


Table 1: FID 1 A (column DB-ALC1)

Compound	Amount (g/100mL)	Time (min)	Peak Area
>Ethanol	0.1085	1.211	65.565
n-Propanol	-----	2.016	165.276

Table 2: FID 2 B (column DB-ALC2)

Compound	Time (min)	Peak Area
Acetaldehyde	0.993	4.064
Ethanol	1.374	83.282
n-Propanol	2.466	210.467

Scottsdale Police Department Crime Lab Volatiles Analysis

Sample:	1424892	Vial:	25
Description:		LIMS ID:	
Method:	ethanol quant.M	Sequence:	07Jun22
Instrument:	US14173023 CN14160045	Injection date:	6/7/2022 5:18:17 PM
Data file:	C:\Chem32\1\Data\07Jun22\25.D	Analyst:	Abbott

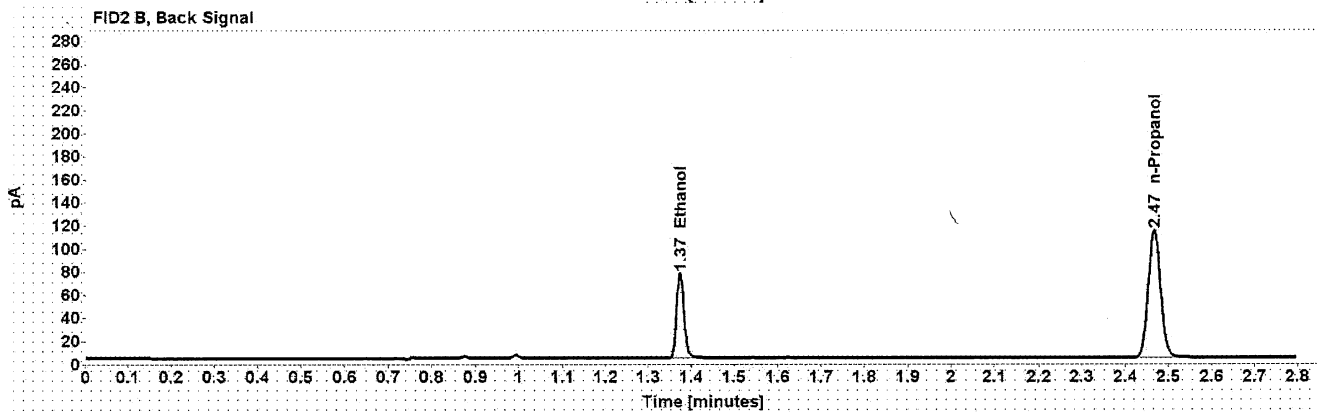
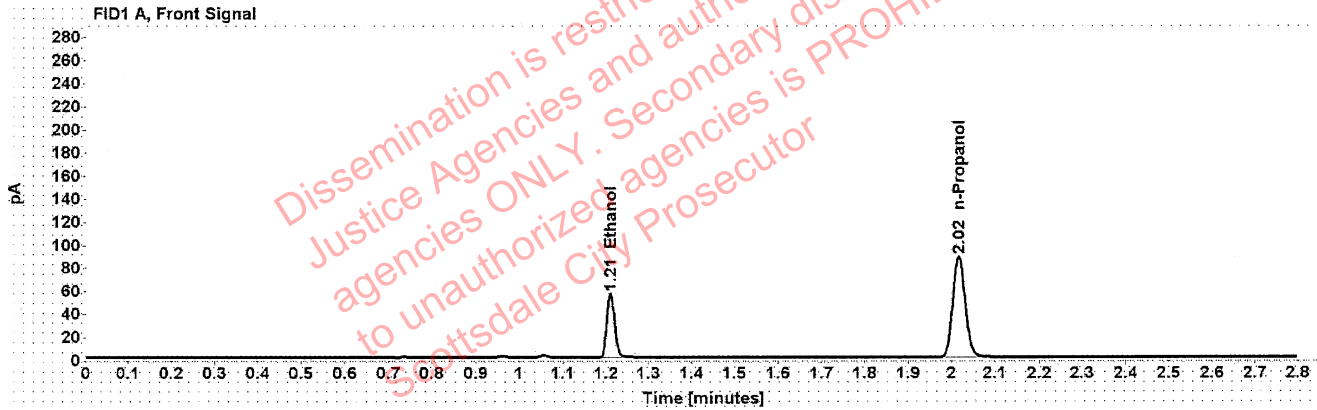


Table 1: FID 1 A (column DB-ALC1)

Compound	Amount (g/100mL)	Time (min)	Peak Area
>Ethanol	0.1114	1.211	71.032
n-Propanol	-----	2.017	174.320

Table 2: FID 2 B (column DB-ALC2)

Compound	Time (min)	Peak Area
Ethanol	1.374	89.951
n-Propanol	2.467	222.235

Scottsdale Police Department Crime Lab Volatiles Analysis

Sample:	1424892	Vial:	26
Description:	[REDACTED]	LIMS ID:	[REDACTED]
Method:	ethanol quant.M	Sequence:	07Jun22
Instrument:	US14173023 CN14160045	Injection date:	6/7/2022 5:22:16 PM
Data file:	C:\Chem32\1\Data\07Jun22\26.D	Analyst:	Abbott

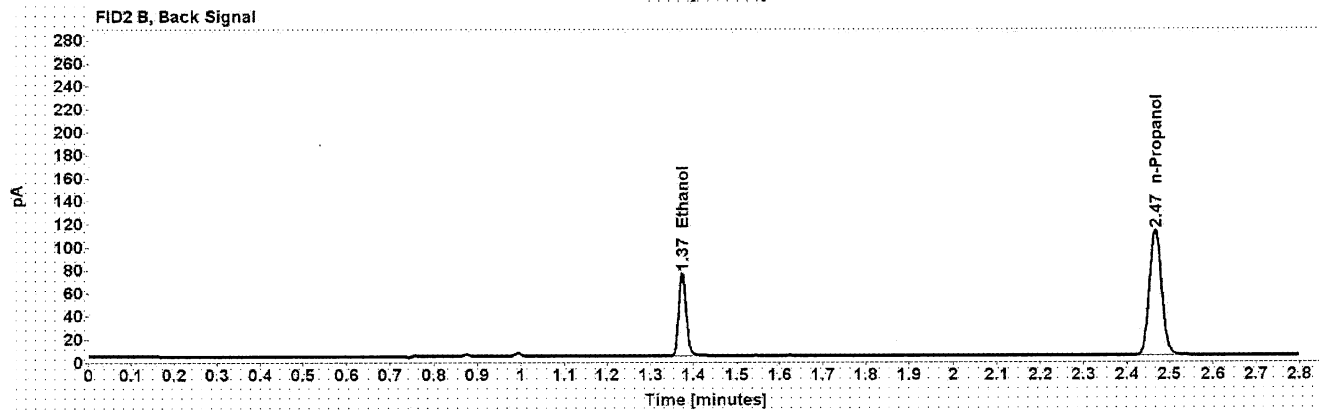
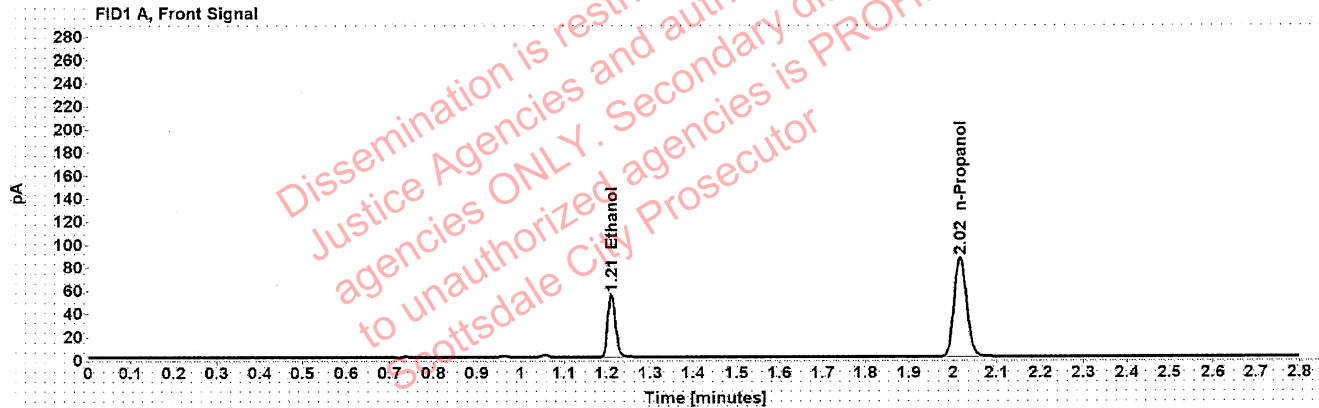


Table 1: FID 1 A (column DB-ALC1)

Compound	Amount (g/100mL)	Time (min)	Peak Area
>Ethanol	0.1106	1.211	69.409
n-Propanol	-----	2.016	171.547

Table 2: FID 2 B (column DB-ALC2)

Compound	Time (min)	Peak Area
Ethanol	1.374	87.967
n-Propanol	2.467	218.684

Scottsdale Police Department Crime Lab Volatiles Analysis

Sample:	1425003	Vial:	27
Description:		LIMS ID:	
Method:	ethanol quant.M	Sequence:	07Jun22
Instrument:	US14173023 CN14160045	Injection date:	6/7/2022 5:26:17 PM
Data file:	C:\Chem32\1\Data\07Jun22\27.D	Analyst:	Abbott

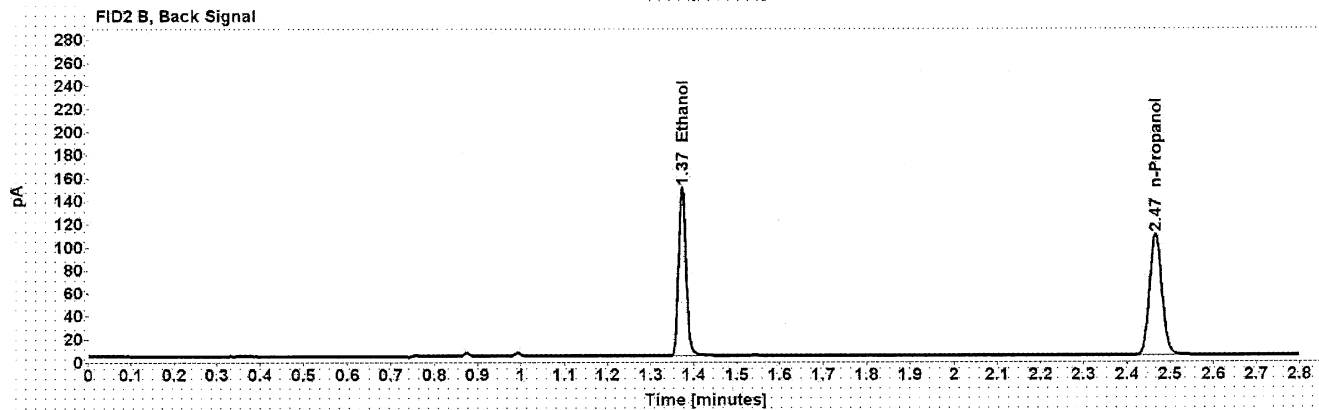
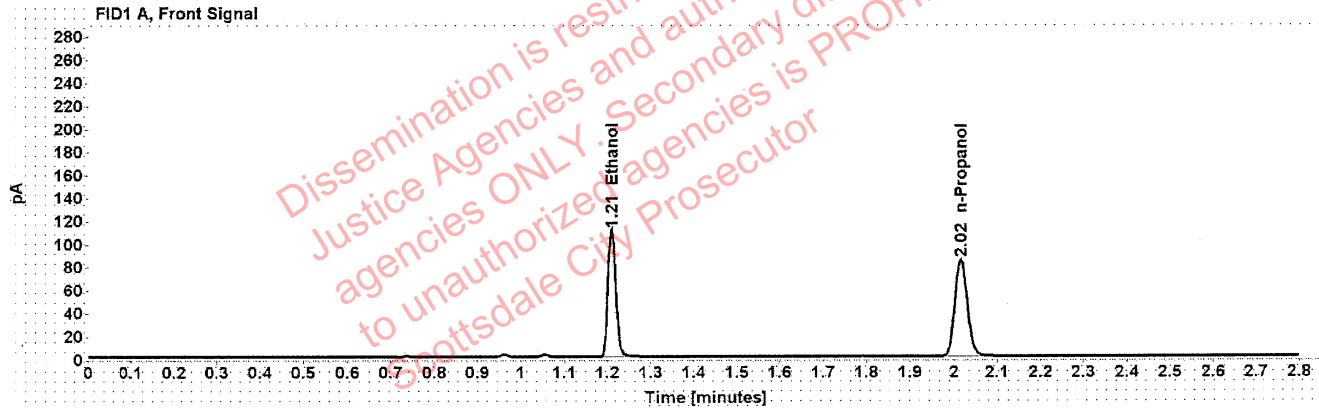


Table 1: FID 1 A (column DB-ALC1)

Compound	Amount (g/100mL)	Time (min)	Peak Area
>Ethanol	0.2291	1.210	139.992
n-Propanol	-----	2.016	166.945

Table 2: FID 2 B (column DB-ALC2)

Compound	Time (min)	Peak Area
Ethanol	1.373	180.145
n-Propanol	2.466	212.317

Scottsdale Police Department Crime Lab Volatiles Analysis

Sample:	1425003	Vial:	28
Description:	[REDACTED]	LIMS ID:	[REDACTED]
Method:	ethanol quant.M	Sequence:	07Jun22
Instrument:	US14173023 CN14160045	Injection date:	6/7/2022 5:30:17 PM
Data file:	C:\Chem32\1\Data\07Jun22\28.D	Analyst:	Abbott

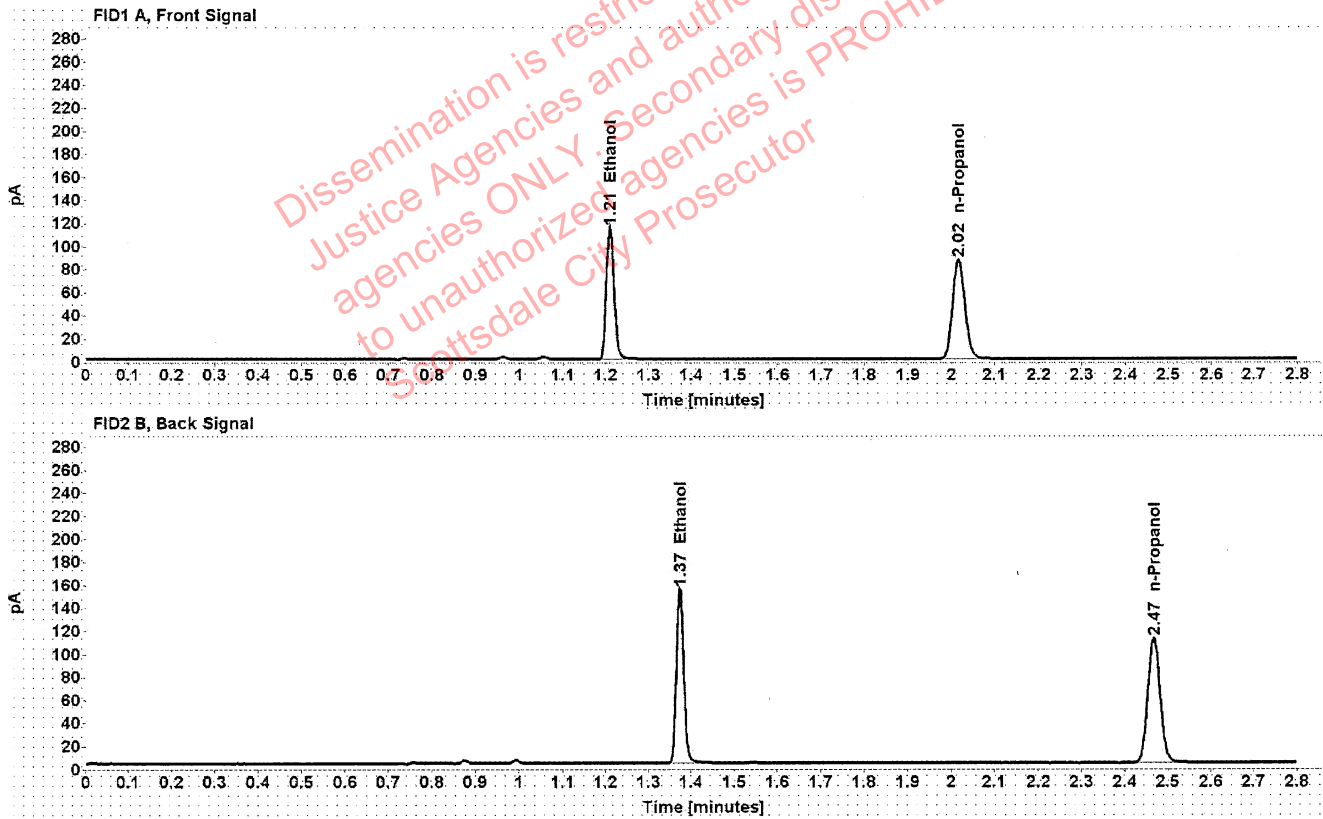


Table 1: FID 1 A (column DB-ALC1)

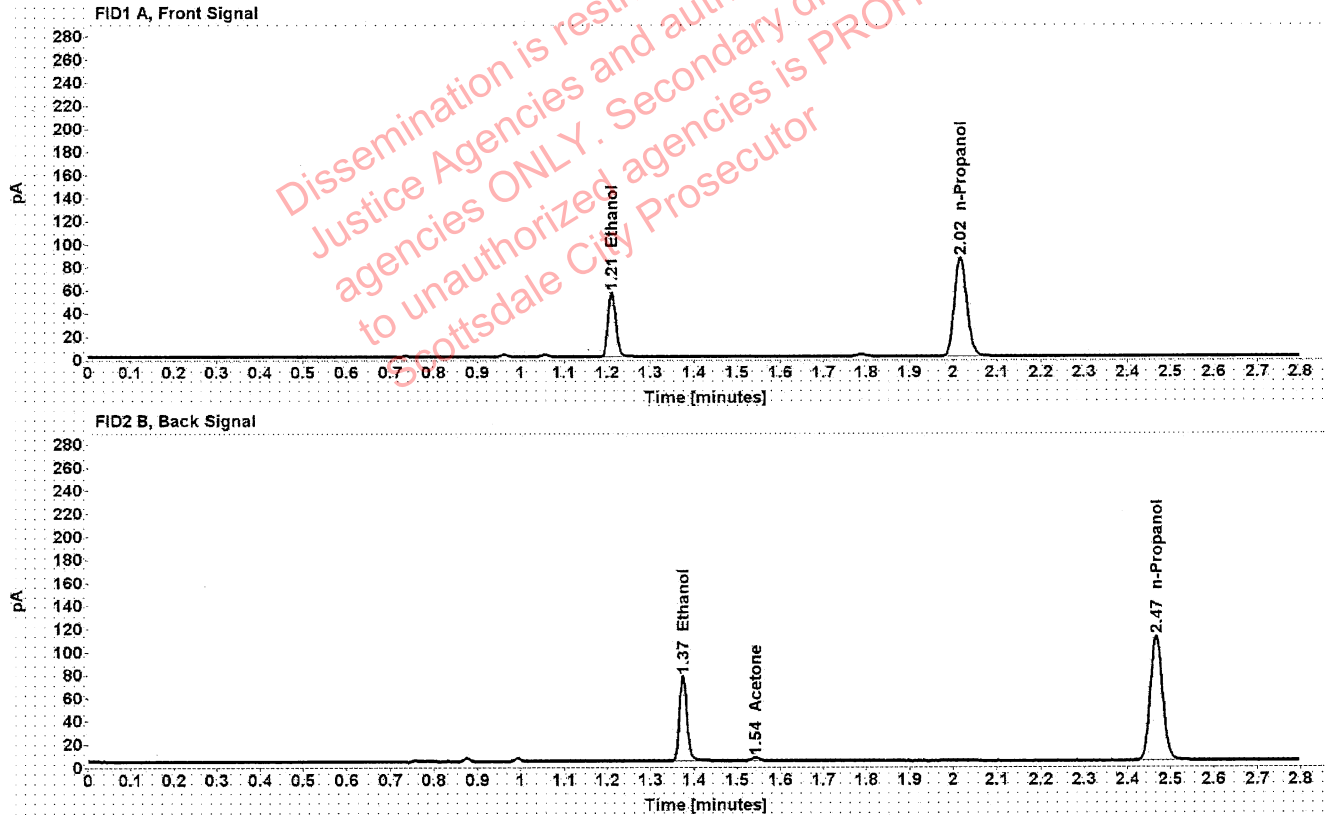
Compound	Amount (g/100mL)	Time (min)	Peak Area
>Ethanol	0.2316	1.210	145.006
n-Propanol	-----	2.017	171.049

Table 2: FID 2 B (column DB-ALC2)

Compound	Time (min)	Peak Area
Ethanol	1.374	185.074
n-Propanol	2.467	217.553

Scottsdale Police Department Crime Lab Volatiles Analysis

Sample:	1425007	Vial:	29
Description:	[REDACTED]	LIMS ID:	[REDACTED]
Method:	ethanol quant.M	Sequence:	07Jun22
Instrument:	US14173023 CN14160045	Injection date:	6/7/2022 5:34:17 PM
Data file:	C:\Chem32\1\Data\07Jun22\29.D	Analyst:	Abbott



Dissemination is restricted to Criminal Justice Agencies and authorized N.J. State Police agencies ONLY. Secondary dissemination to unauthorized agencies is PROHIBITED. Scottsdale City Prosecutor

Table 1: FID 1 A (column DB-ALC1)

Compound	Amount (g/100mL)	Time (min)	Peak Area
>Ethanol	0.1136	1.211	70.728
n-Propanol	-----	2.017	170.237

Table 2: FID 2 B (column DB-ALC2)

Compound	Time (min)	Peak Area
Ethanol	1.374	89.968
Acetone	1.542	3.806
n-Propanol	2.467	217.125

Scottsdale Police Department Crime Lab Volatiles Analysis

Sample:	1425007	Vial:	30
Description:	[REDACTED]	LIMS ID:	[REDACTED]
Method:	ethanol quant.M	Sequence:	07Jun22
Instrument:	US14173023 CN14160045	Injection date:	6/7/2022 5:38:17 PM
Data file:	C:\Chem32\1\Data\07Jun22\30.D	Analyst:	Abbott

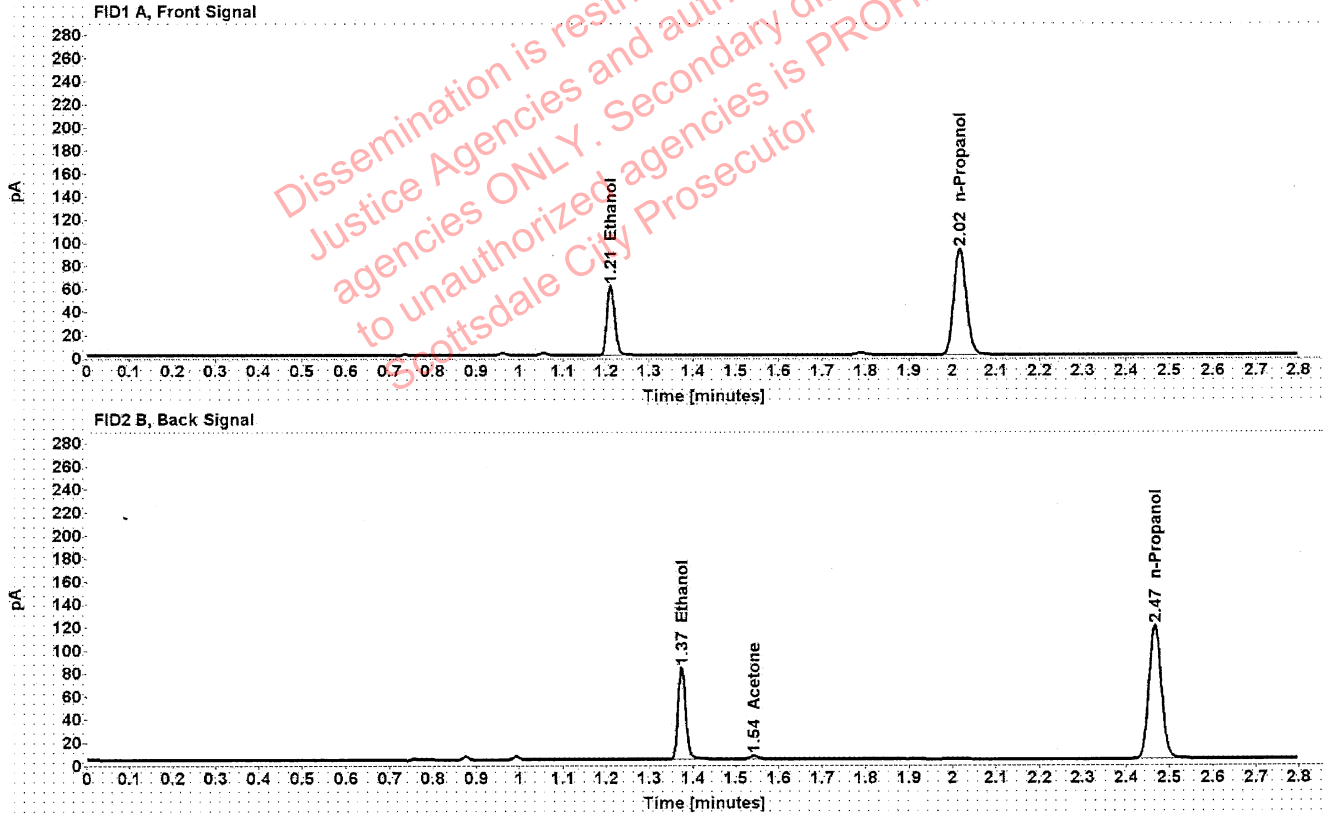


Table 1: FID 1 A (column DB-ALC1)

Compound	Amount (g/100mL)	Time (min)	Peak Area
>Ethanol	0.1149	1.211	76.837
n-Propanol	-----	2.016	182.892

Table 2: FID 2 B (column DB-ALC2)

Compound	Time (min)	Peak Area
Ethanol	1.374	97.556
Acetone	1.542	4.020
n-Propanol	2.467	233.332

Scottsdale Police Department Crime Lab Volatiles Analysis

Sample:	1425160	Vial:	32
Description:		LIMS ID:	
Method:	ethanol quant.M	Sequence:	07Jun22
Instrument:	US14173023 CN14160045	Injection date:	6/7/2022 5:46:31 PM
Data file:	C:\Chem32\1\Data\07Jun22\32.D	Analyst:	Abbott

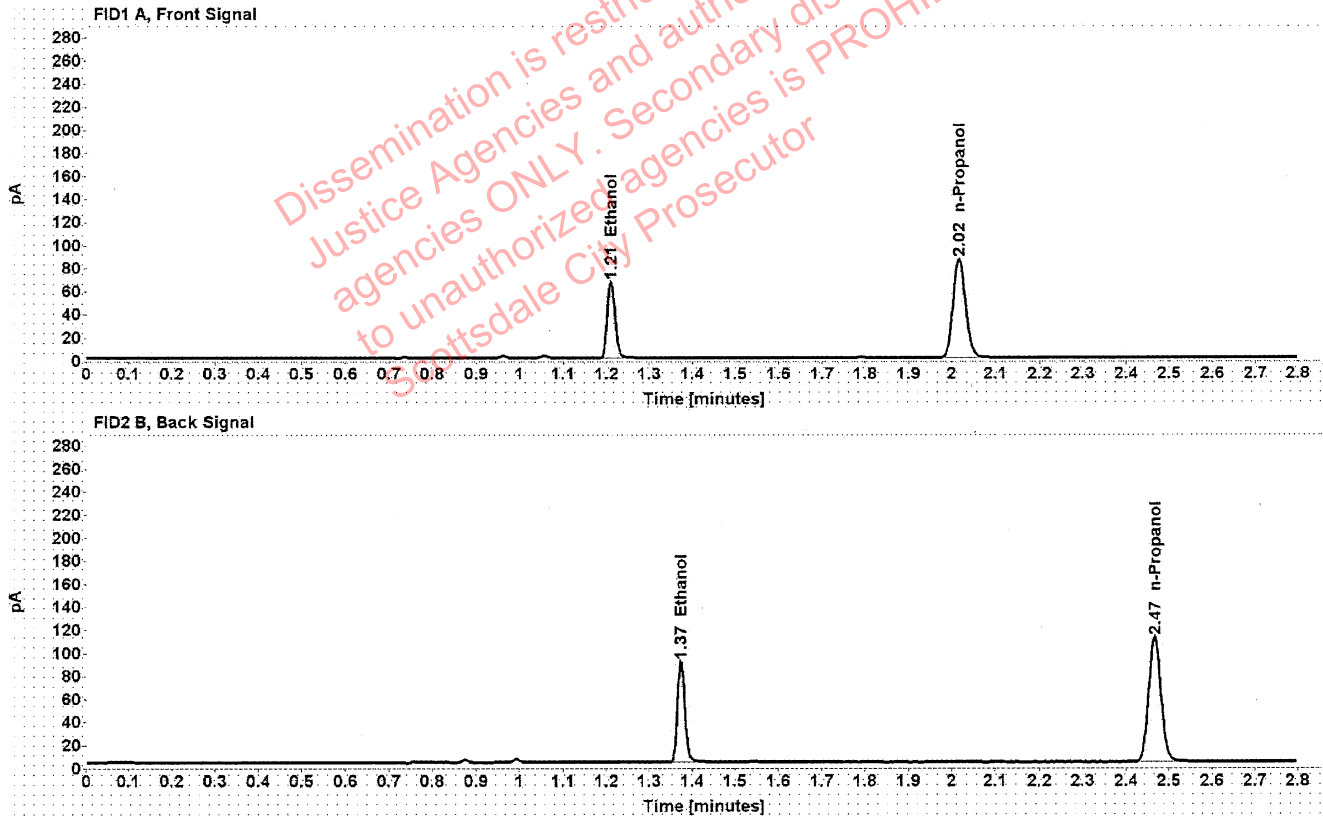


Table 1: FID 1 A (column DB-ALC1)

Compound	Amount (g/100mL)	Time (min)	Peak Area
>Ethanol	0.1353	1.210	84.340
n-Propanol	-----	2.016	170.402

Table 2: FID 2 B (column DB-ALC2)

Compound	Time (min)	Peak Area
Ethanol	1.374	107.322
n-Propanol	2.467	217.338

Scottsdale Police Department Crime Lab Volatiles Analysis

Sample:	1425160	Vial:	33
Description:	[REDACTED]	LIMS ID:	[REDACTED]
Method:	ethanol quant.M	Sequence:	07Jun22
Instrument:	US14173023 CN14160045	Injection date:	6/7/2022 5:50:31 PM
Data file:	C:\Chem32\1\Data\07Jun22\33.D	Analyst:	Abbott

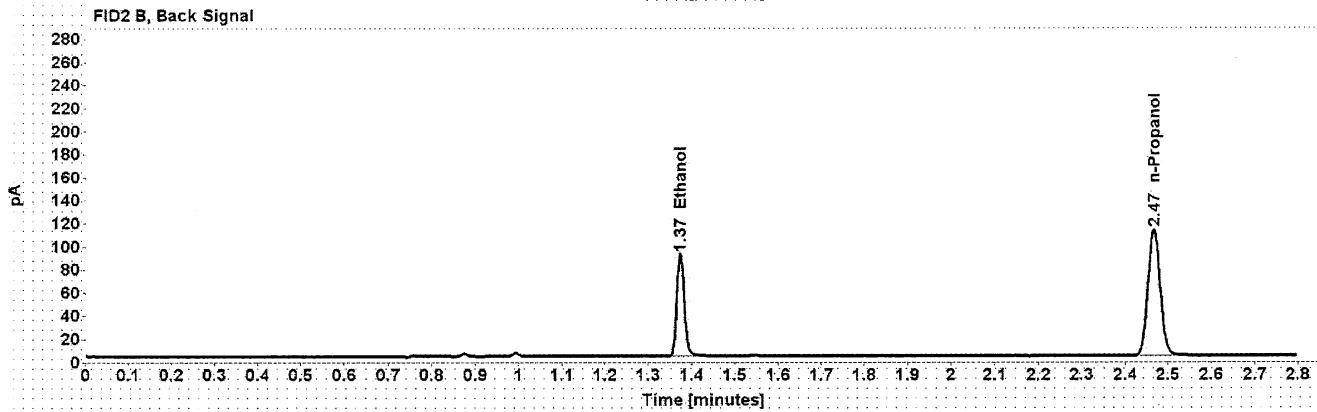
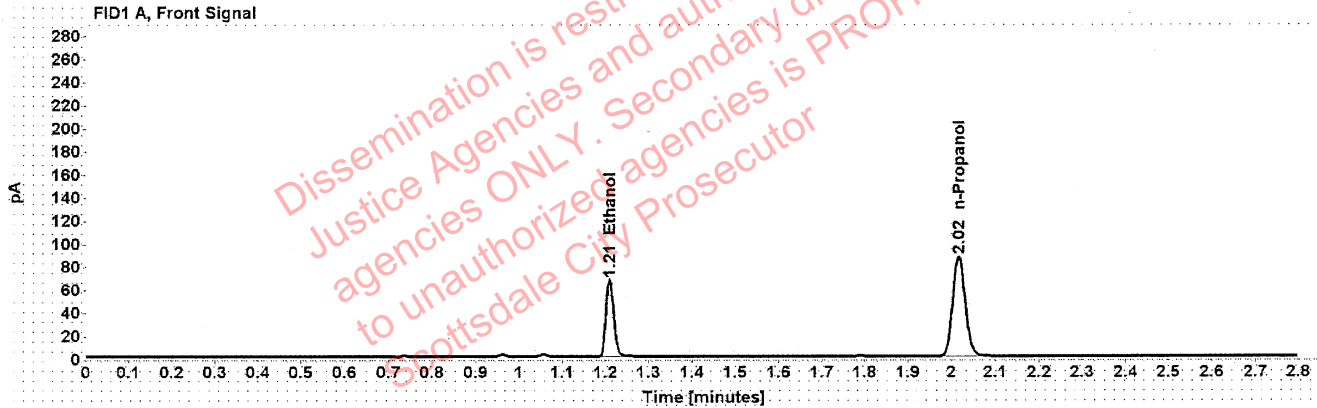


Table 1: FID 1 A (column DB-ALC1)

Compound	Amount (g/100mL)	Time (min)	Peak Area
>Ethanol	0.1350	1.210	85.257
n-Propanol	-----	2.016	172.714

Table 2: FID 2 B (column DB-ALC2)

Compound	Time (min)	Peak Area
Ethanol	1.374	108.593
n-Propanol	2.467	220.305

Scottsdale Police Department Crime Lab Volatiles Analysis

Sample:	1425079	Vial:	34
Description:	[REDACTED]	LIMS ID:	[REDACTED]
Method:	ethanol quant.M	Sequence:	07Jun22
Instrument:	US14173023 CN14160045	Injection date:	6/7/2022 5:54:31 PM
Data file:	C:\Chem32\1\Data\07Jun22\34.D	Analyst:	Abbott

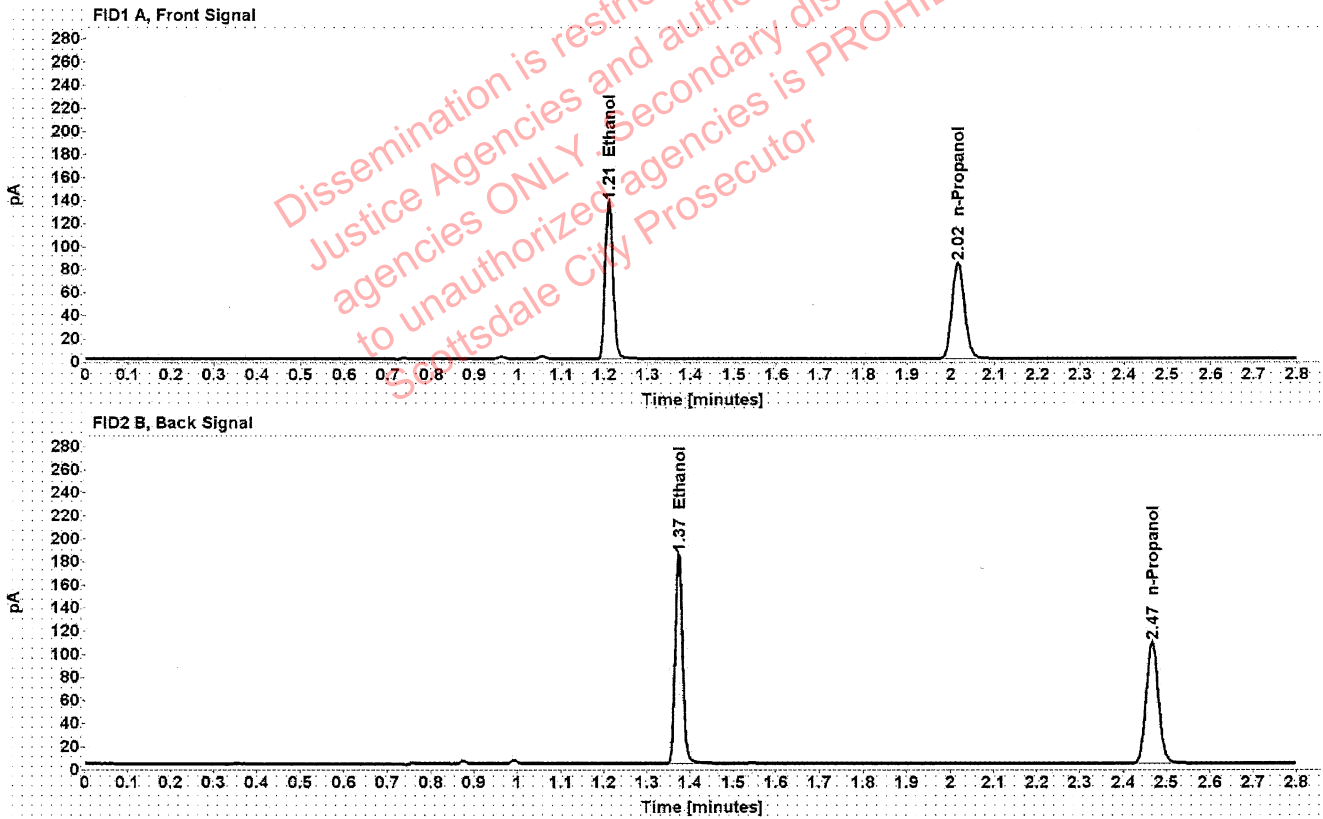


Table 1: FID 1 A (column DB-ALC1)

Compound	Amount (g/100mL)	Time (min)	Peak Area
>Ethanol	0.2851	1.210	173.233
n-Propanol	-----	2.017	166.027

Table 2: FID 2 B (column DB-ALC2)

Compound	Time (min)	Peak Area
Ethanol	1.374	221.313
n-Propanol	2.467	211.197

Scottsdale Police Department Crime Lab Volatiles Analysis

Sample:	1425079	Vial:	35
Description:	[REDACTED]	LIMS ID:	[REDACTED]
Method:	ethanol quant.M	Sequence:	07Jun22
Instrument:	US14173023 CN14160045	Injection date:	6/7/2022 5:58:31 PM
Data file:	C:\Chem32\1\Data\07Jun22\35.D	Analyst:	Abbott

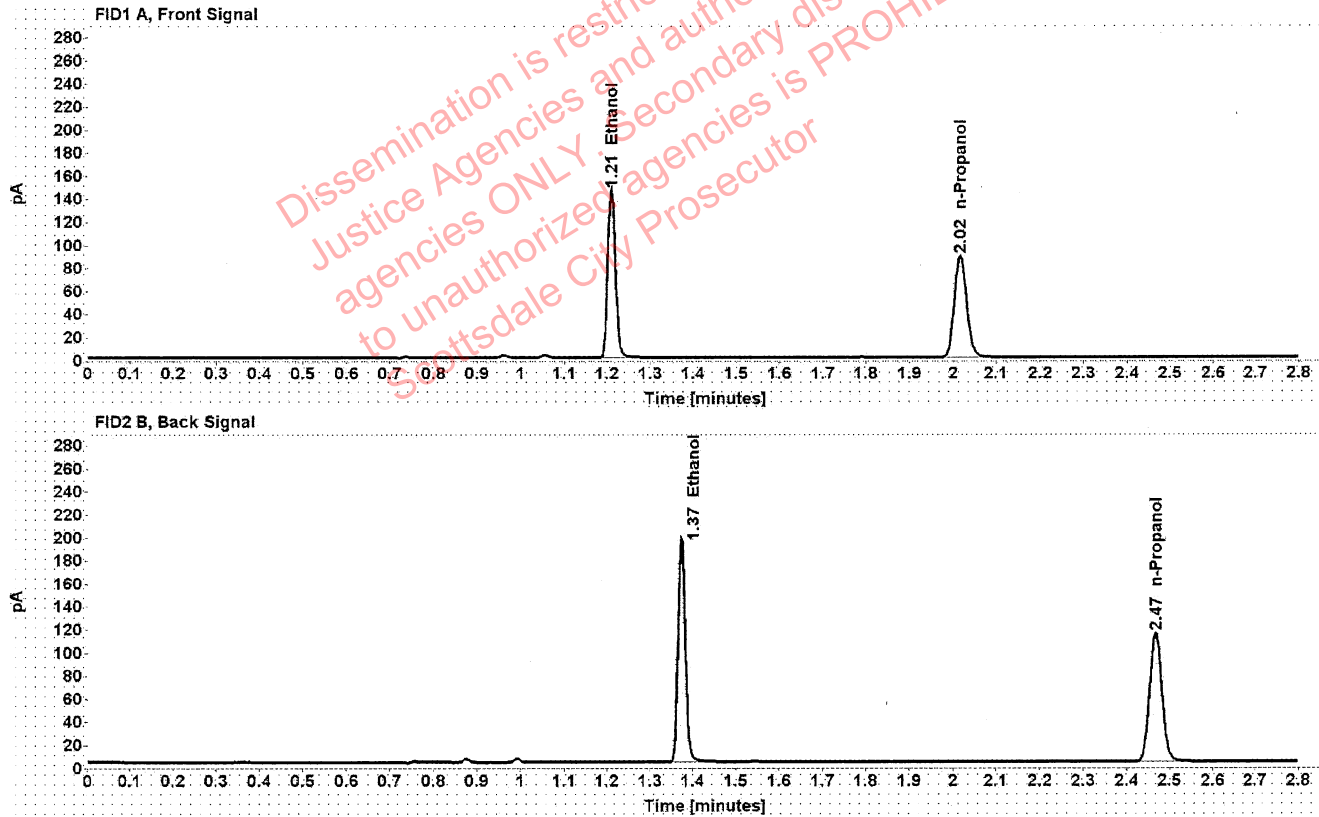


Table 1: FID 1 A (column DB-ALC1)

Compound	Amount (g/100mL)	Time (min)	Peak Area
>Ethanol	0.2875	1.210	184.920
n-Propanol	-----	2.017	175.730

Table 2: FID 2 B (column DB-ALC2)

Compound	Time (min)	Peak Area
Ethanol	1.374	236.235
n-Propanol	2.467	223.757

Scottsdale Police Department Crime Lab Volatiles Analysis

Sample:	1425140	Vial:	36
Description:	[REDACTED]	LIMS ID:	[REDACTED]
Method:	ethanol quant.M	Sequence:	07Jun22
Instrument:	US14173023 CN14160045	Injection date:	6/7/2022 6:02:31 PM
Data file:	C:\Chem32\1\Data\07Jun22\36.D	Analyst:	Abbott

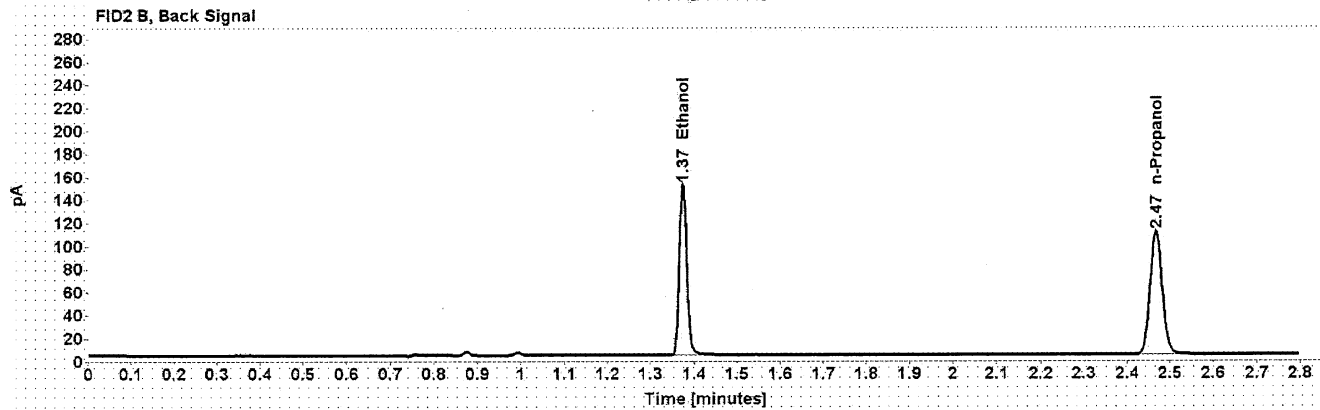
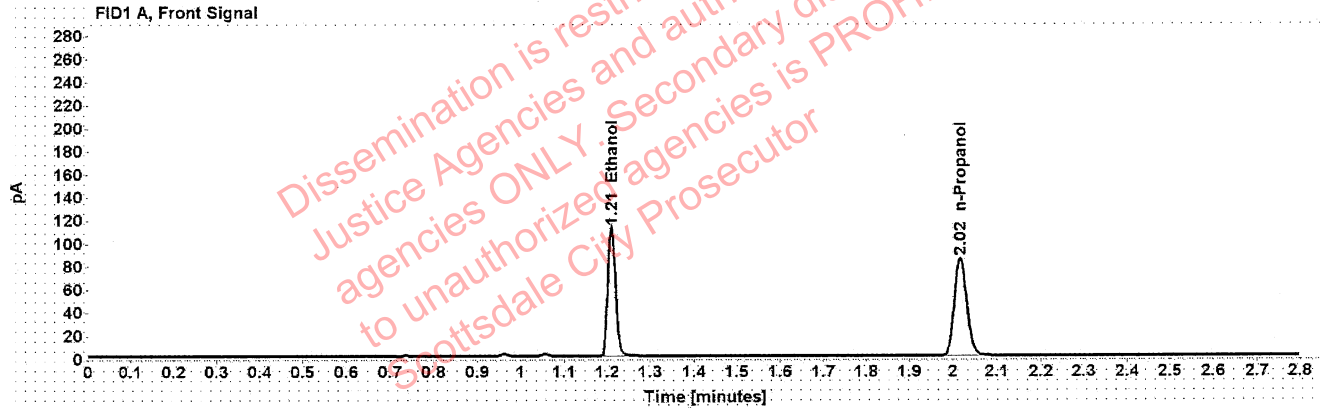


Table 1: FID 1 A (column DB-ALC1)

Compound	Amount (g/100mL)	Time (min)	Peak Area
>Ethanol	0.2304	1.210	141.943
n-Propanol	-----	2.017	168.352

Table 2: FID 2 B (column DB-ALC2)

Compound	Time (min)	Peak Area
Ethanol	1.374	181.342
n-Propanol	2.467	214.506

Scottsdale Police Department Crime Lab Volatiles Analysis

Sample:	1425140	Vial:	37
Description:	[REDACTED]	LIMS ID:	[REDACTED]
Method:	ethanol quant.M	Sequence:	07Jun22
Instrument:	US14173023 CN14160045	Injection date:	6/7/2022 6:06:47 PM
Data file:	C:\Chem32\1\Data\07Jun22\37.D	Analyst:	Abbott

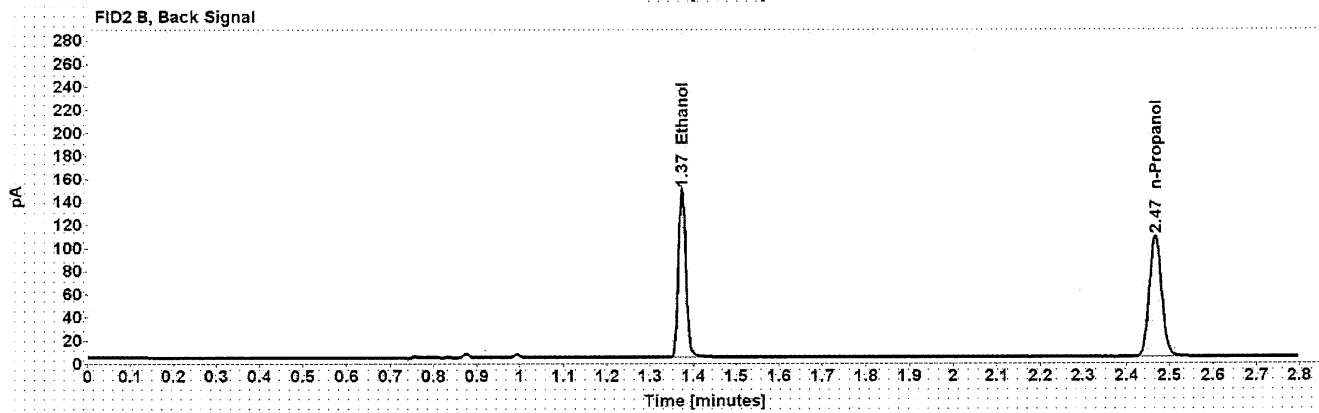
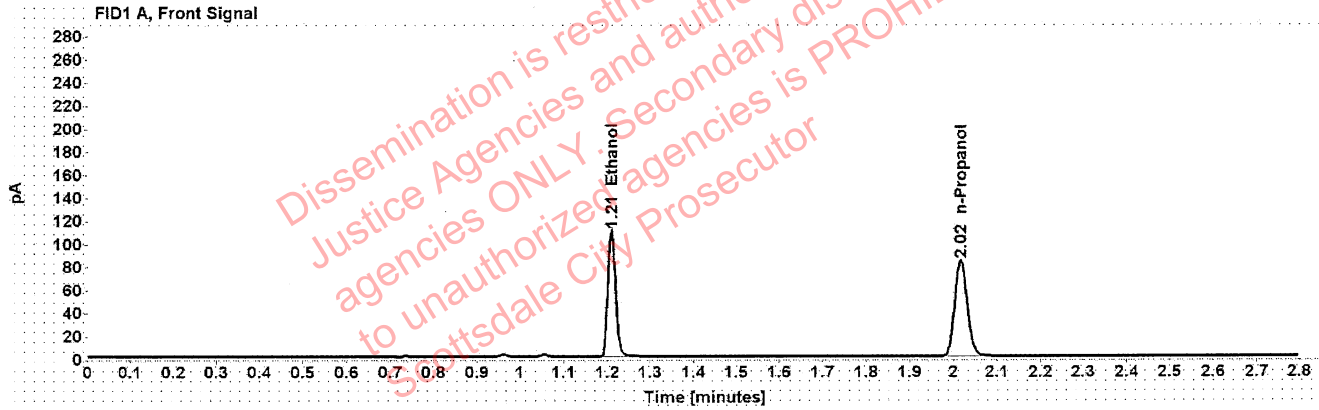


Table 1: FID 1 A (column DB-ALC1)

Compound	Amount (g/100mL)	Time (min)	Peak Area
>Ethanol	0.2292	1.210	138.988
n-Propanol	-----	2.017	165.687

Table 2: FID 2 B (column DB-ALC2)

Compound	Time (min)	Peak Area
Ethanol	1.374	177.273
n-Propanol	2.467	210.956

Scottsdale Police Department Crime Lab Volatiles Analysis

Sample:	1414755	Vial:	38
Description:		LIMS ID:	
Method:	ethanol quant.M	Sequence:	07Jun22
Instrument:	US14173023 CN14160045	Injection date:	6/7/2022 6:10:47 PM
Data file:	C:\Chem32\1\Data\07Jun22\38.D	Analyst:	Abbott

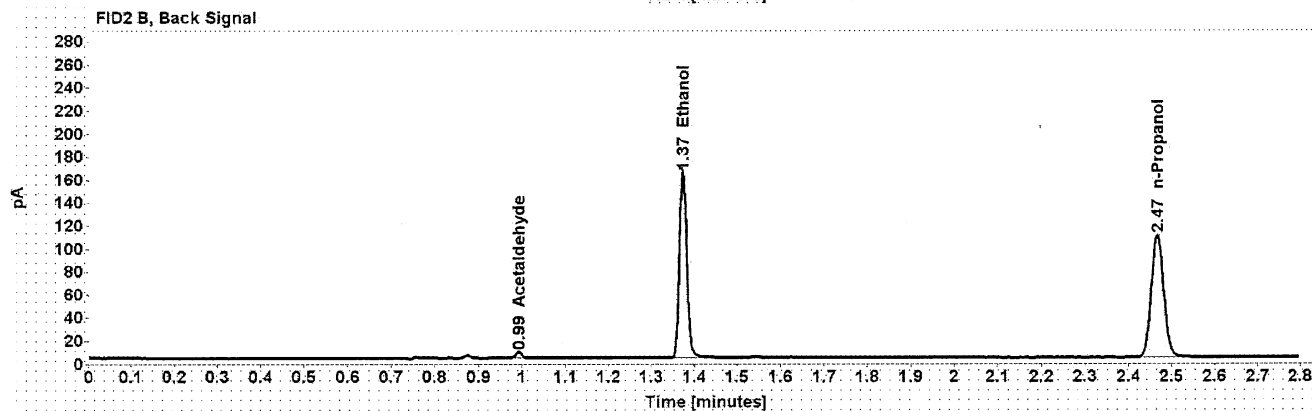
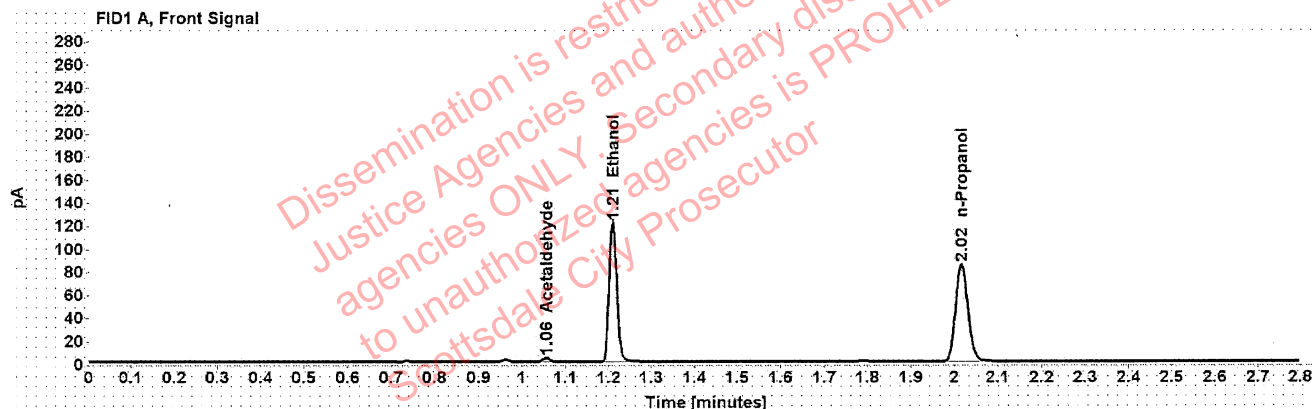


Table 1: FID 1 A (column DB-ALC1)

Compound	Amount (g/100mL)	Time (min)	Peak Area
Acetaldehyde	-----	1.056	3.858
>Ethanol	0.2496	1.210	153.591
n-Propanol	-----	2.016	168.103

Table 2: FID 2 B (column DB-ALC2)

Compound	Time (min)	Peak Area
Acetaldehyde	0.993	5.080
Ethanol	1.374	196.125
n-Propanol	2.467	213.999

Scottsdale Police Department Crime Lab Volatiles Analysis

Sample:	1414755	Vial:	39
Description:	[REDACTED]	LIMS ID:	[REDACTED]
Method:	ethanol quant.M	Sequence:	07Jun22
Instrument:	US14173023 CN14160045	Injection date:	6/7/2022 6:14:47 PM
Data file:	C:\Chem32\1\Data\07Jun22\39.D	Analyst:	Abbott

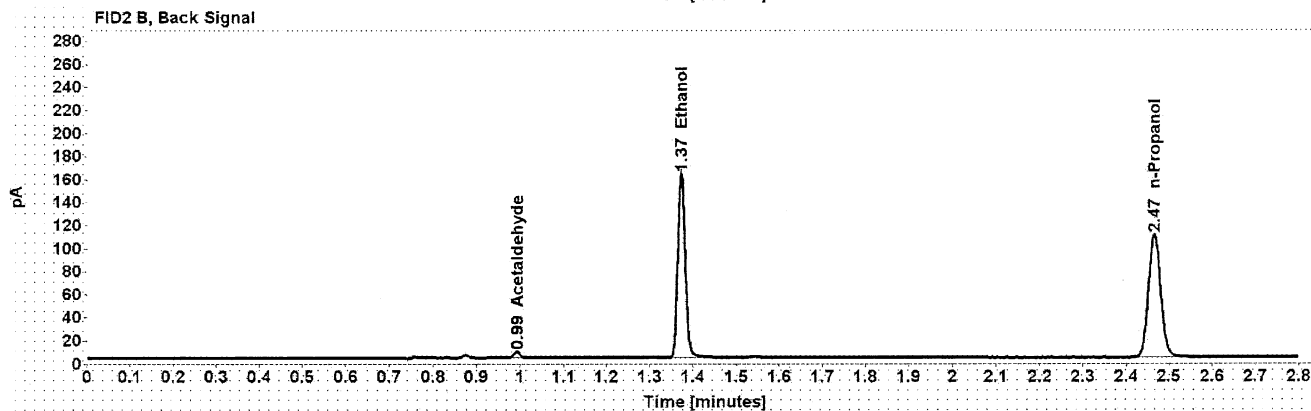
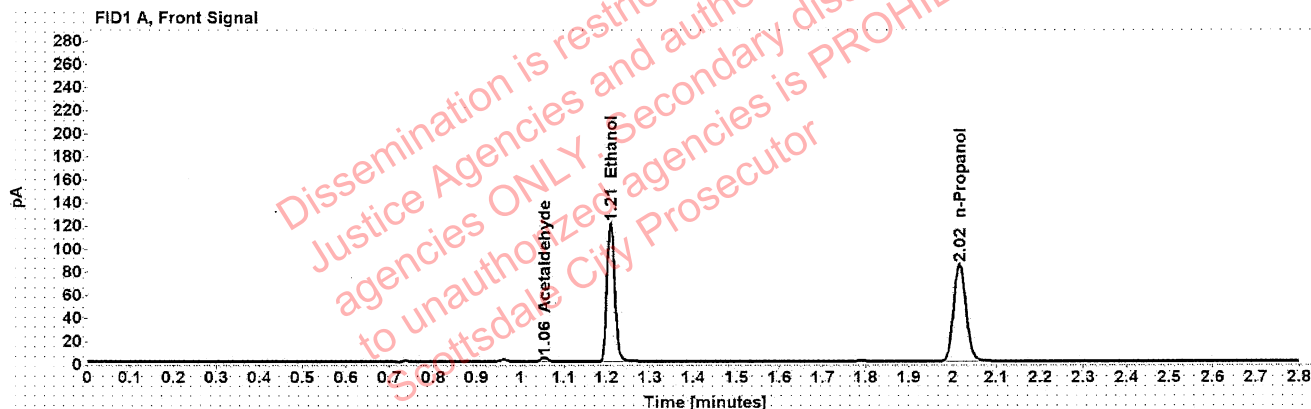


Table 1: FID 1 A (column DB-ALC1)

Compound	Amount (g/100mL)	Time (min)	Peak Area
Acetaldehyde	-----	1.056	3.877
>Ethanol	0.2485	1.210	152.780
n-Propanol	-----	2.016	167.973

Table 2: FID 2 B (column DB-ALC2)

Compound	Time (min)	Peak Area
Acetaldehyde	0.992	5.104
Ethanol	1.373	196.479
n-Propanol	2.466	213.899

Scottsdale Police Department Crime Lab Volatiles Analysis

Sample:	38401EA	Vial:	40
Description:	[REDACTED]	LIMS ID:	[REDACTED]
Method:	ethanol quant.M	Sequence:	07Jun22
Instrument:	US14173023 CN14160045	Injection date:	6/7/2022 6:18:47 PM
Data file:	C:\Chem32\1\Data\07Jun22\40.D	Analyst:	Abbott

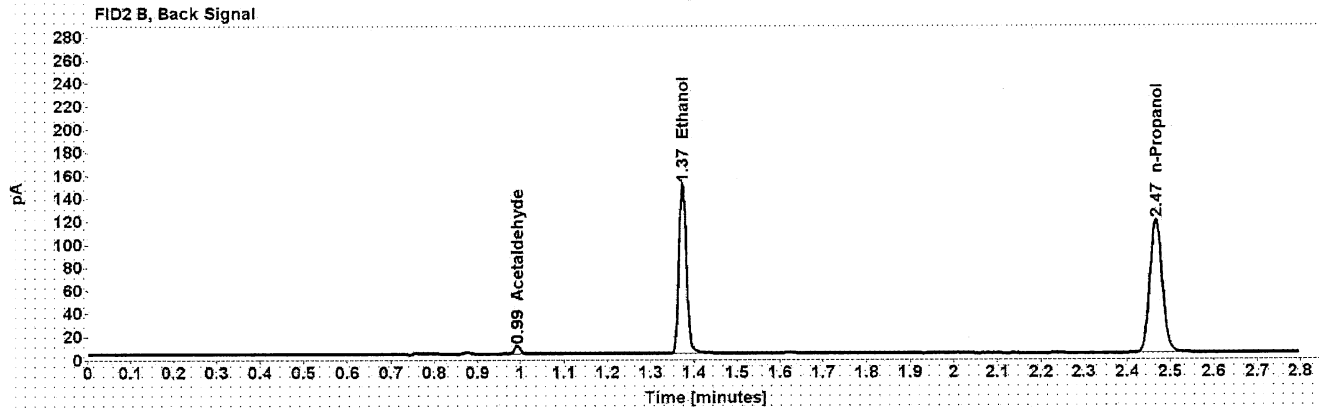
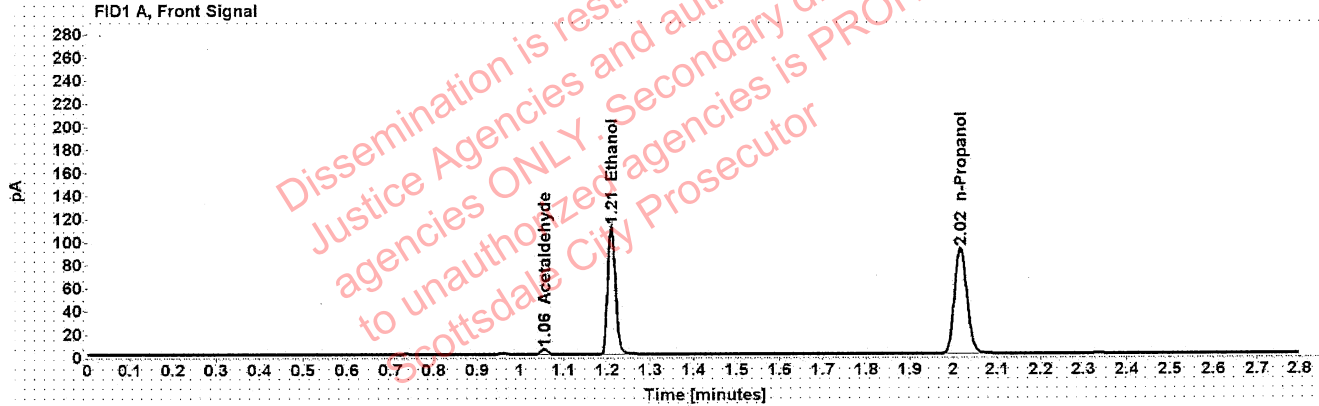


Table 1: FID 1 A (column DB-ALC1)

Compound	Amount (g/100mL)	Time (min)	Peak Area
Acetaldehyde	-----	1.056	5.127
>Ethanol	0.2111	1.210	140.646
n-Propanol	-----	2.016	182.088

Table 2: FID 2 B (column DB-ALC2)

Compound	Time (min)	Peak Area
Acetaldehyde	0.993	6.733
Ethanol	1.374	181.037
n-Propanol	2.467	232.608

Scottsdale Police Department Crime Lab Volatiles Analysis

Sample:	38401EA	Vial:	41
Description:	[REDACTED]	LIMS ID:	[REDACTED]
Method:	ethanol quant.M	Sequence:	07Jun22
Instrument:	US14173023 CN14160045	Injection date:	6/7/2022 6:22:47 PM
Data file:	C:\Chem32\1\Data\07Jun22\41.D	Analyst:	Abbott

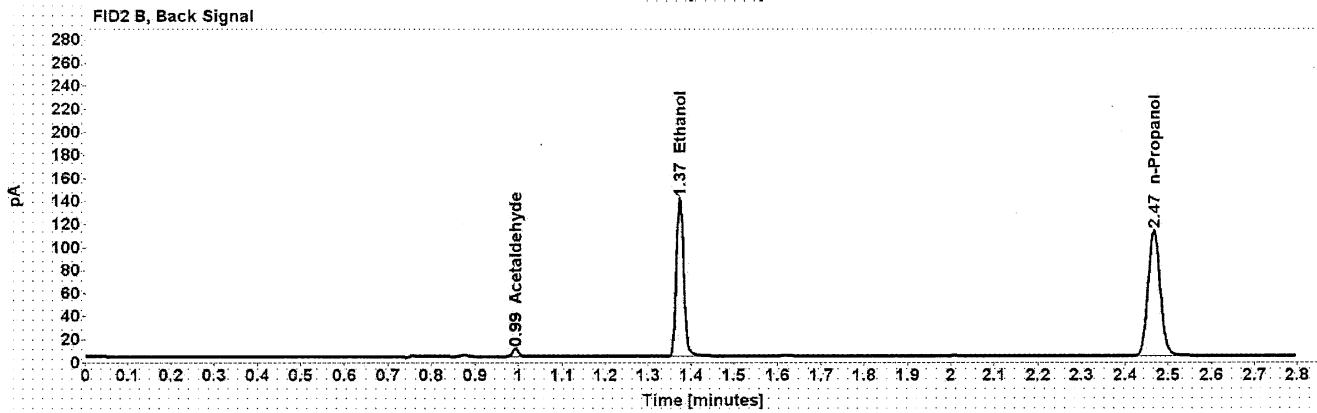
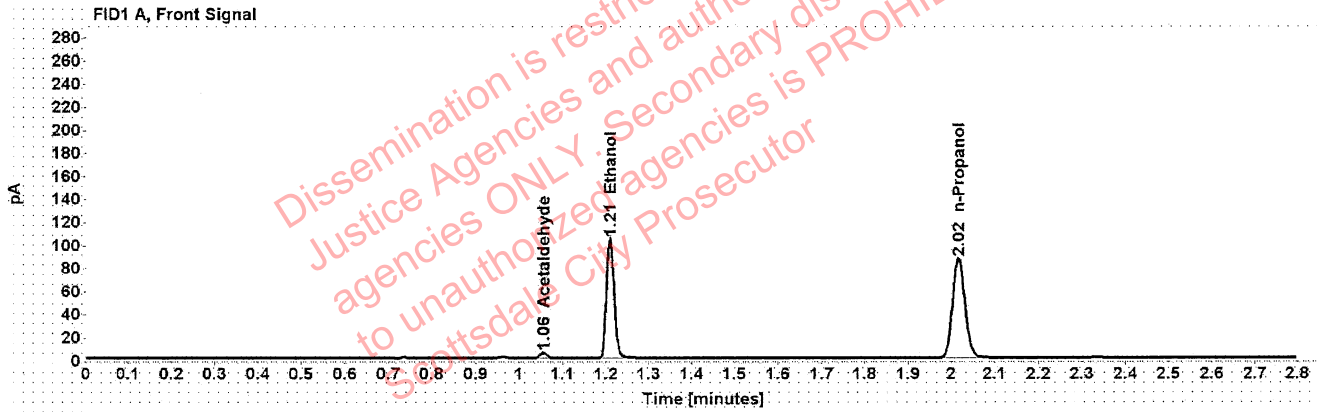


Table 1: FID 1 A (column DB-ALC1)

Compound	Amount (g/100mL)	Time (min)	Peak Area
Acetaldehyde	-----	1.056	5.093
>Ethanol	0.2090	1.210	131.304
n-Propanol	-----	2.016	171.701

Table 2: FID 2 B (column DB-ALC2)

Compound	Time (min)	Peak Area
Acetaldehyde	0.993	6.638
Ethanol	1.374	167.402
n-Propanol	2.467	219.344

Scottsdale Police Department Crime Lab Volatiles Analysis

Sample:	38101DJ	Vial:	43
Description:	[REDACTED]	LIMS ID:	[REDACTED]
Method:	ethanol quant.M	Sequence:	07Jun22
Instrument:	US14173023 CN14160045	Injection date:	6/7/2022 6:31:01 PM
Data file:	C:\Chem32\1\Data\07Jun22\43.D	Analyst:	Abbott

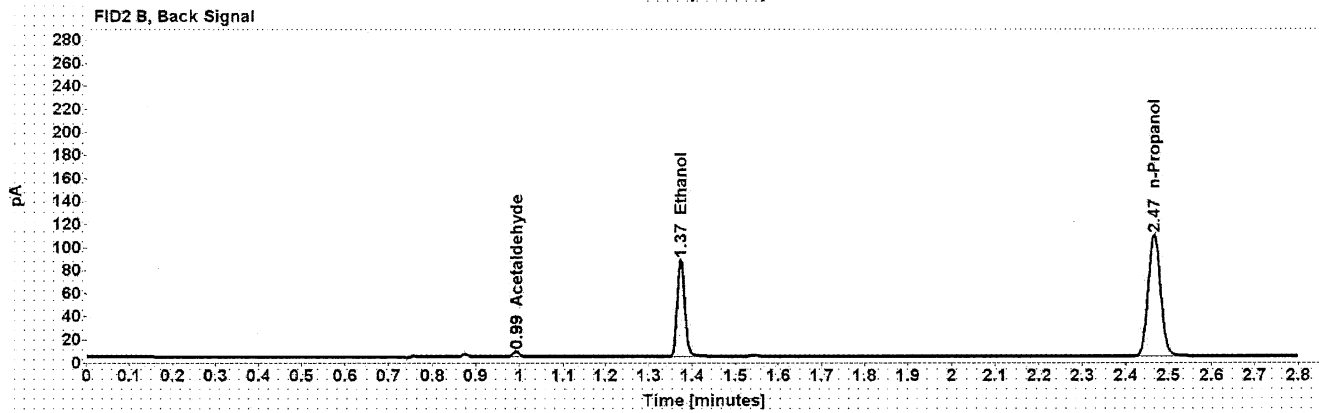
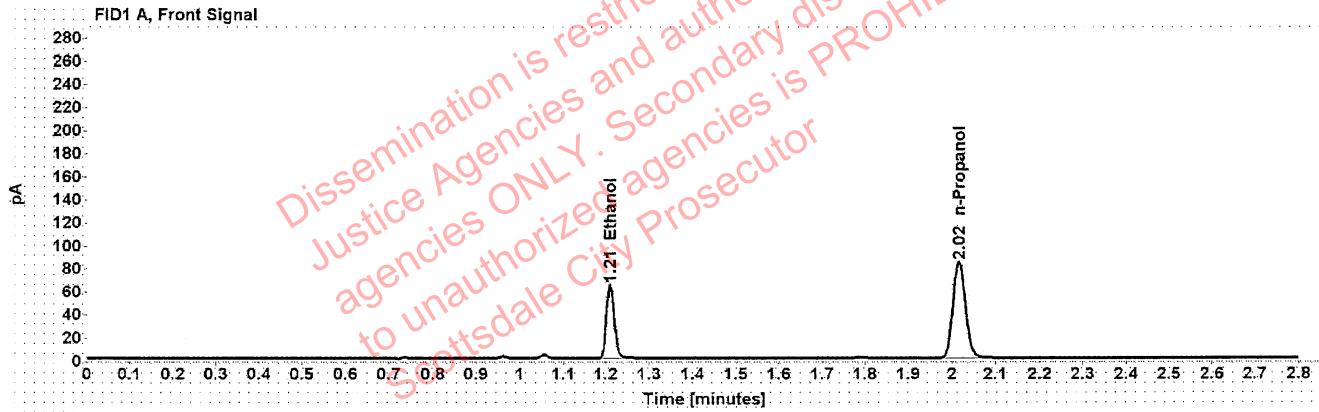


Table 1: FID 1 A (column DB-ALC1)

Compound	Amount (g/100mL)	Time (min)	Peak Area
>Ethanol	0.1326	1.210	80.908
n-Propanol	-----	2.016	166.780

Table 2: FID 2 B (column DB-ALC2)

Compound	Time (min)	Peak Area
Acetaldehyde	0.992	4.241
Ethanol	1.373	102.866
n-Propanol	2.466	212.165

Scottsdale Police Department Crime Lab Volatiles Analysis

Sample:	38101DJ	Vial:	44
Description:	[REDACTED]	LIMS ID:	[REDACTED]
Method:	ethanol quant.M	Sequence:	07Jun22
Instrument:	US14173023 CN14160045	Injection date:	6/7/2022 6:35:01 PM
Data file:	C:\Chem32\1\Data\07Jun22\44.D	Analyst:	Abbott

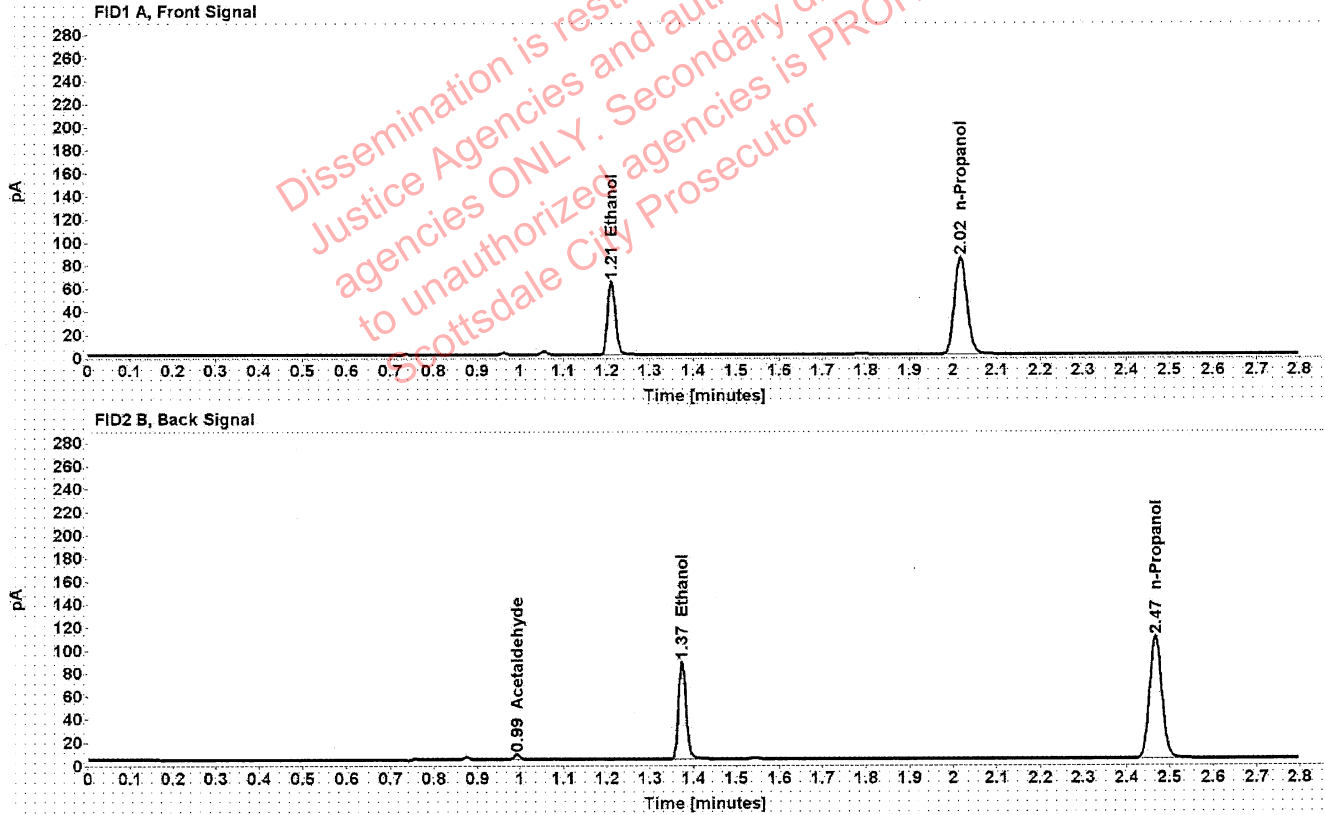


Table 1: FID 1 A (column DB-ALC1)

Compound	Amount (g/100mL)	Time (min)	Peak Area
>Ethanol	0.1329	1.211	81.360
n-Propanol	-----	2.017	167.327

Table 2: FID 2 B (column DB-ALC2)

Compound	Time (min)	Peak Area
Acetaldehyde	0.993	4.223
Ethanol	1.374	103.514
n-Propanol	2.467	213.234

Scottsdale Police Department Crime Lab Volatiles Analysis

Sample:	38601MB	Vial:	45
Description:	[REDACTED]	LIMS ID:	[REDACTED]
Method:	ethanol quant.M	Sequence:	07Jun22
Instrument:	US14173023 CN14160045	Injection date:	6/7/2022 6:39:02 PM
Data file:	C:\Chem32\1\Data\07Jun22\45.D	Analyst:	Abbott

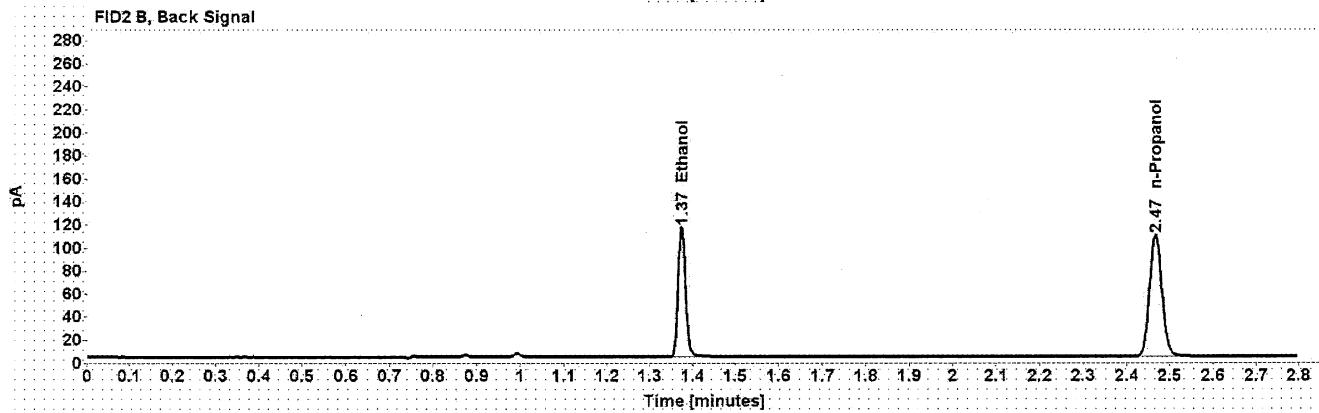
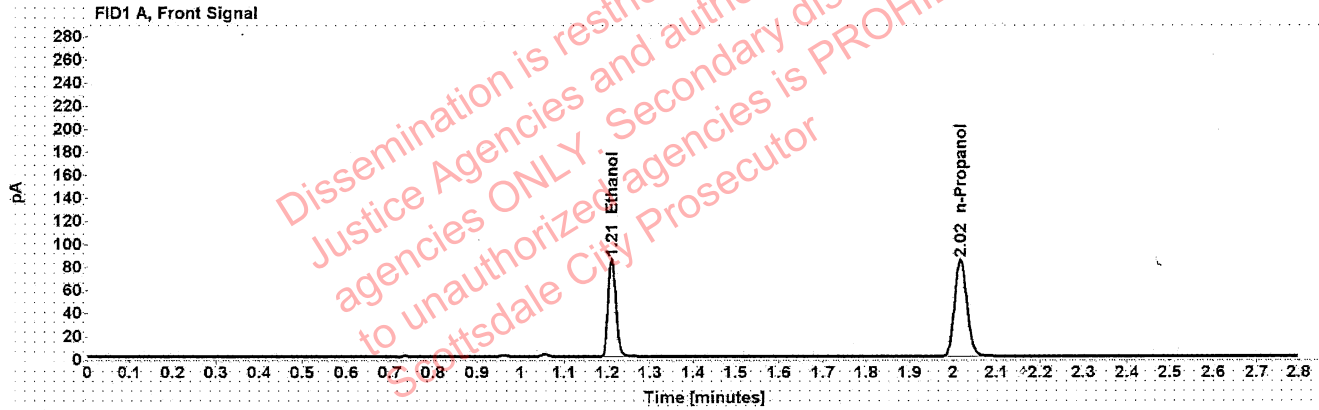


Table 1: FID 1 A (column DB-ALC1)

Compound	Amount (g/100mL)	Time (min)	Peak Area
>Ethanol	0.1768	1.210	107.871
n-Propanol	-----	2.017	166.750

Table 2: FID 2 B (column DB-ALC2)

Compound	Time (min)	Peak Area
Ethanol	1.374	137.336
n-Propanol	2.467	212.203

Scottsdale Police Department Crime Lab Volatiles Analysis

Sample:	38601MB	Vial:	46
Description:	[REDACTED]	LIMS ID:	[REDACTED]
Method:	ethanol quant.M	Sequence:	07Jun22
Instrument:	US14173023 CN14160045	Injection date:	6/7/2022 6:43:01 PM
Data file:	C:\Chem32\1\Data\07Jun22\46.D	Analyst:	Abbott

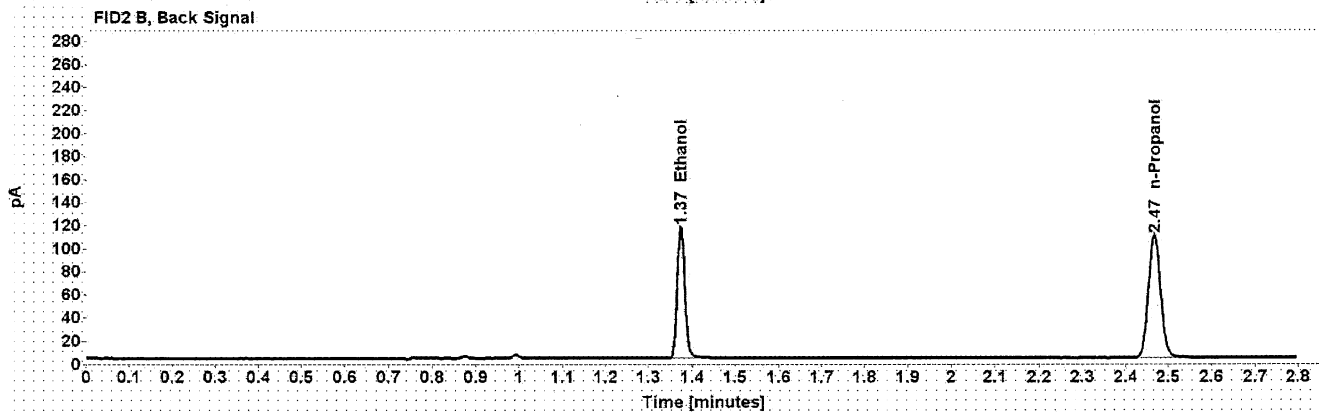
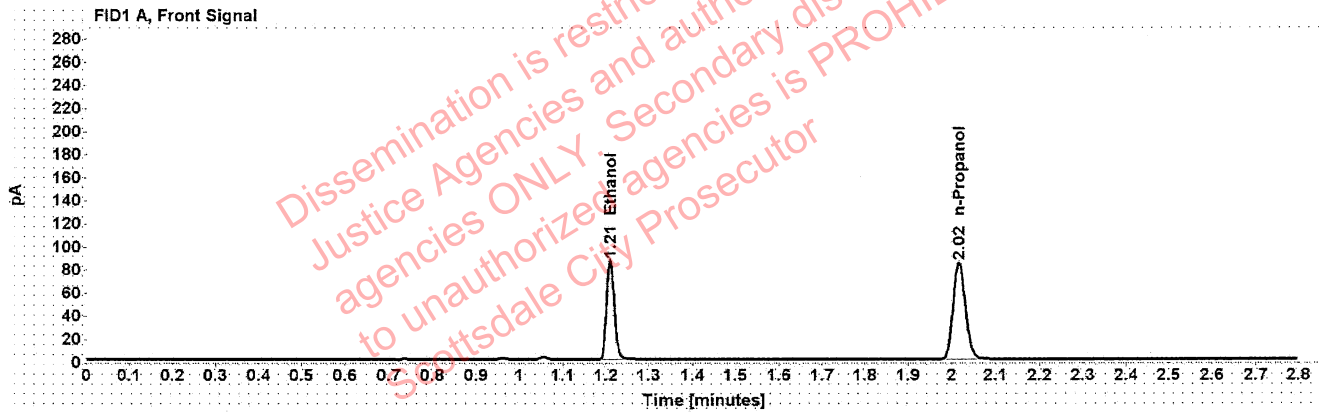


Table 1: FID 1 A (column DB-ALC1)

Compound	Amount (g/100mL)	Time (min)	Peak Area
>Ethanol	0.1779	1.210	109.108
n-Propanol	-----	2.017	167.573

Table 2: FID 2 B (column DB-ALC2)

Compound	Time (min)	Peak Area
Ethanol	1.374	138.884
n-Propanol	2.467	213.472

Scottsdale Police Department Crime Lab Volatiles Analysis

Sample:	1426036	Vial:	47
Description:	[redacted]	LIMS ID:	[redacted]
Method:	ethanol quant.M	Sequence:	07Jun22
Instrument:	US14173023 CN14160045	Injection date:	6/7/2022 6:47:01 PM
Data file:	C:\Chem32\1\Data\07Jun22\47.D	Analyst:	Abbott

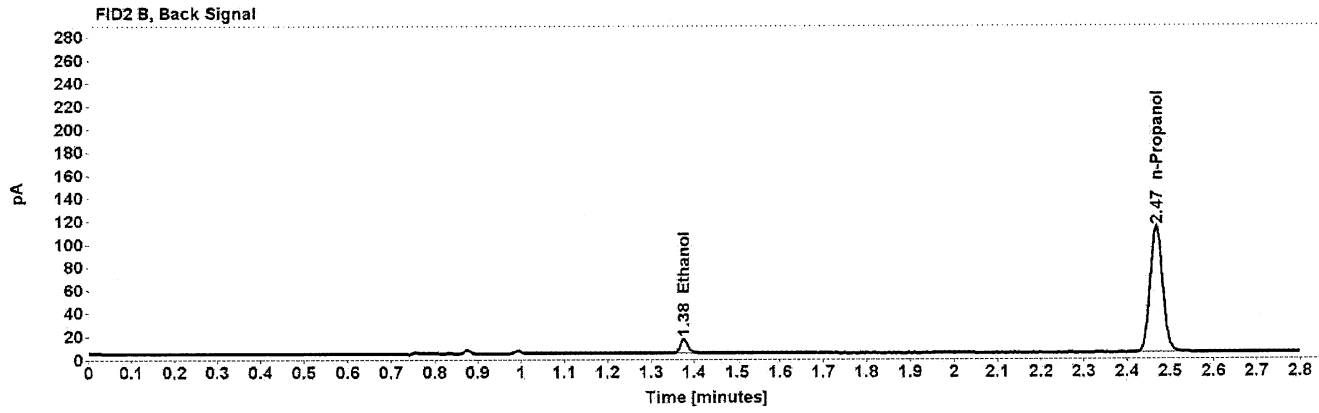
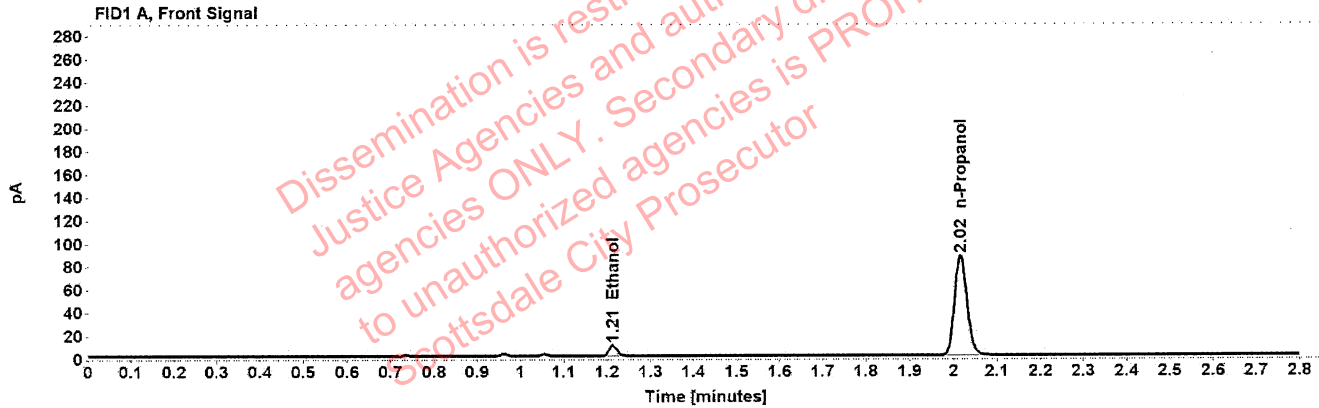


Table 1: FID 1 A (column DB-ALC1)

Compound	Amount (g/100mL)	Time (min)	Peak Area
>Ethanol	0.0190	1.213	11.903
n-Propanol	-----	2.017	172.461

Table 2: FID 2 B (column DB-ALC2)

Compound	Time (min)	Peak Area
Ethanol	1.376	15.470
n-Propanol	2.467	220.080

Scottsdale Police Department Crime Lab Volatiles Analysis

Sample:	1426036	Vial:	48
Description:	[REDACTED]	LIMS ID:	[REDACTED]
Method:	ethanol quant.M	Sequence:	07Jun22
Instrument:	US14173023 CN14160045	Injection date:	6/7/2022 6:51:01 PM
Data file:	C:\Chem32\1\Data\07Jun22\48.D	Analyst:	Abbott

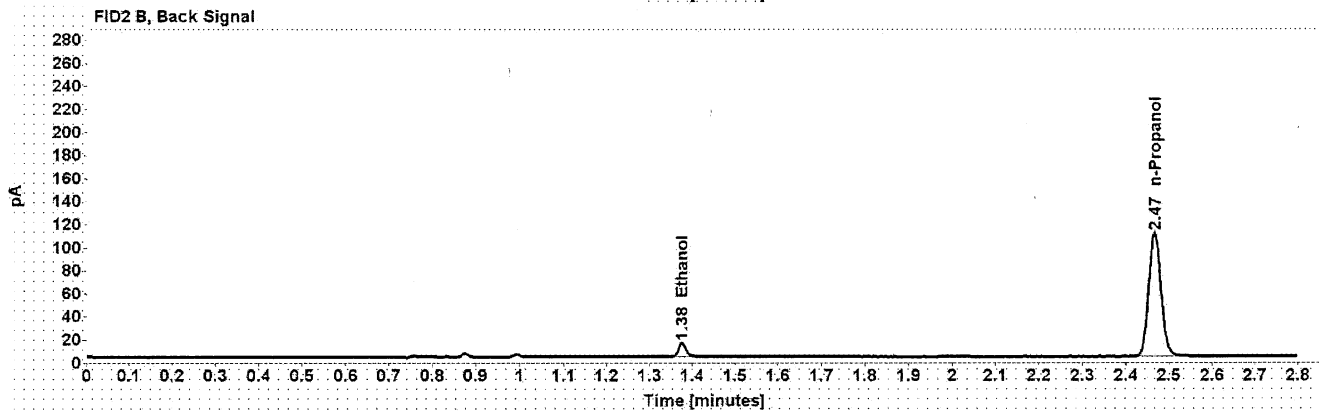
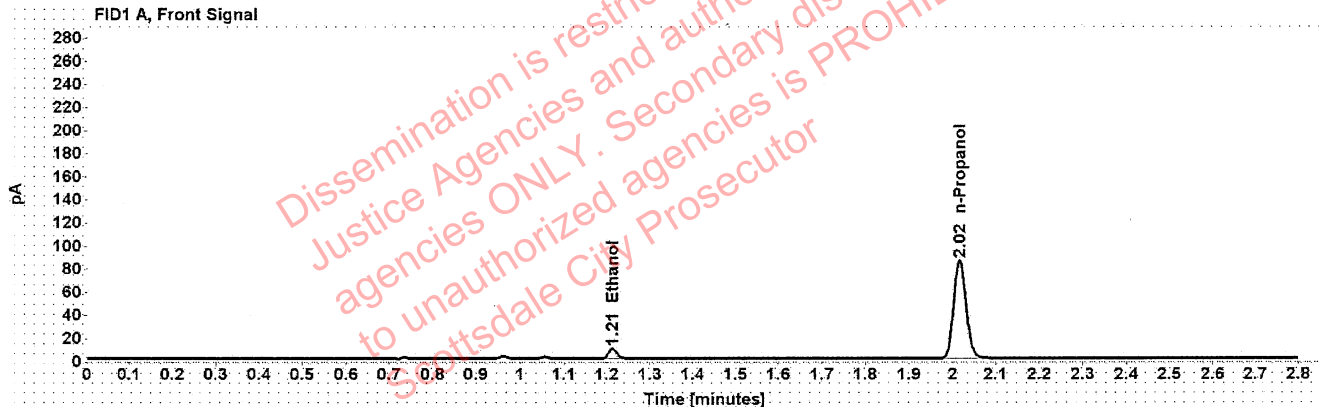


Table 1: FID 1 A (column DB-ALC1)

Compound	Amount (g/100mL)	Time (min)	Peak Area
>Ethanol	0.0190	1.213	11.676
n-Propanol	-----	2.017	169.134

Table 2: FID 2 B (column DB-ALC2)

Compound	Time (min)	Peak Area
Ethanol	1.376	15.162
n-Propanol	2.467	215.924

Scottsdale Police Department Crime Lab Volatiles Analysis

Sample: 1425735	Vial: 49
Description: [REDACTED]	LIMS ID: [REDACTED]
Method: ethanol quant.M	Sequence: 07Jun22
Instrument: US14173023 CN14160045	Injection date: 6/7/2022 6:55:16 PM
Data file: C:\Chem32\1\Data\07Jun22\49.D	Analyst: Abbott

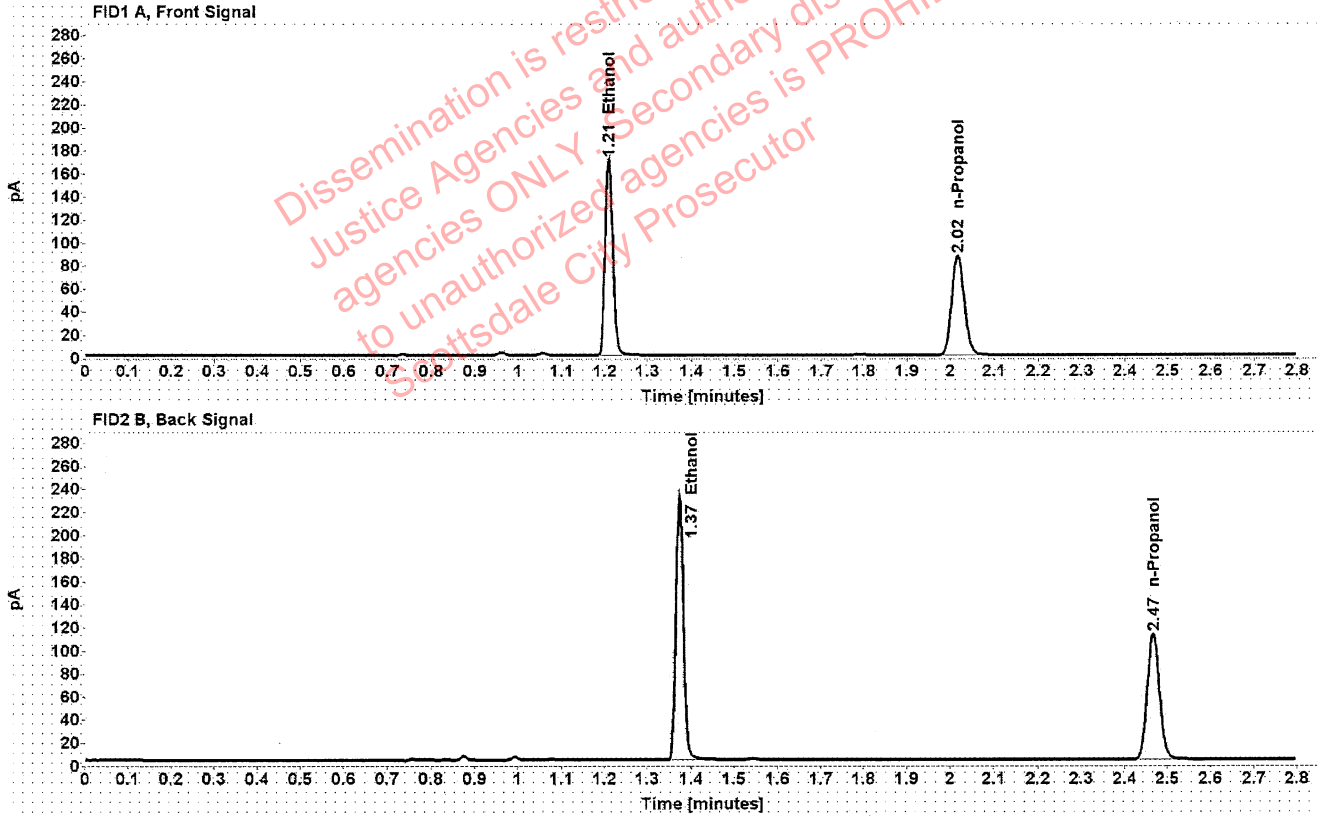


Table 1: FID 1 A (column DB-ALC1)

Compound	Amount (g/100mL)	Time (min)	Peak Area
>Ethanol	0.3427	1.210	216.669
n-Propanol	-----	2.016	172.725

Table 2: FID 2 B (column DB-ALC2)

Compound	Time (min)	Peak Area
Ethanol	1.374	276.784
n-Propanol	2.467	220.026

Scottsdale Police Department Crime Lab Volatiles Analysis

Sample:	1425735	Vial:	50
Description:	[REDACTED]	LIMS ID:	[REDACTED]
Method:	ethanol quant.M	Sequence:	07Jun22
Instrument:	US14173023 CN14160045	Injection date:	6/7/2022 6:59:17 PM
Data file:	C:\Chem32\1\Data\07Jun22\50.D	Analyst:	Abbott

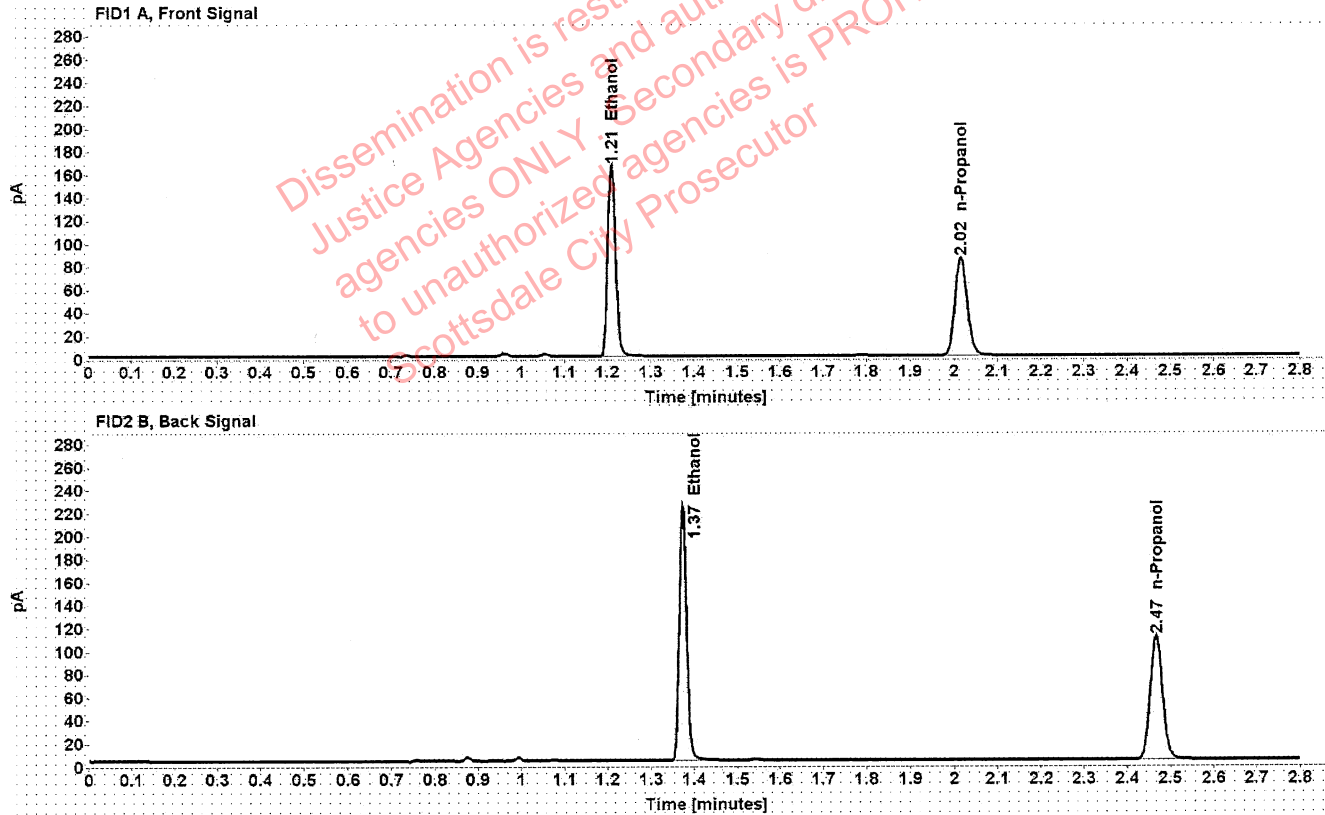


Table 1: FID 1 A (column DB-ALC1)

Compound	Amount (g/100mL)	Time (min)	Peak Area
>Ethanol	0.3397	1.210	210.208
n-Propanol	-----	2.016	169.028

Table 2: FID 2 B (column DB-ALC2)

Compound	Time (min)	Peak Area
Ethanol	1.373	268.689
n-Propanol	2.467	215.228

Scottsdale Police Department Crime Lab Volatiles Analysis

Sample:	1425370	Vial:	51
Description:	[REDACTED]	LIMS ID:	[REDACTED]
Method:	ethanol quant.M	Sequence:	07Jun22
Instrument:	US14173023 CN14160045	Injection date:	6/7/2022 7:03:17 PM
Data file:	C:\Chem32\1\Data\07Jun22\51.D	Analyst:	Abbott

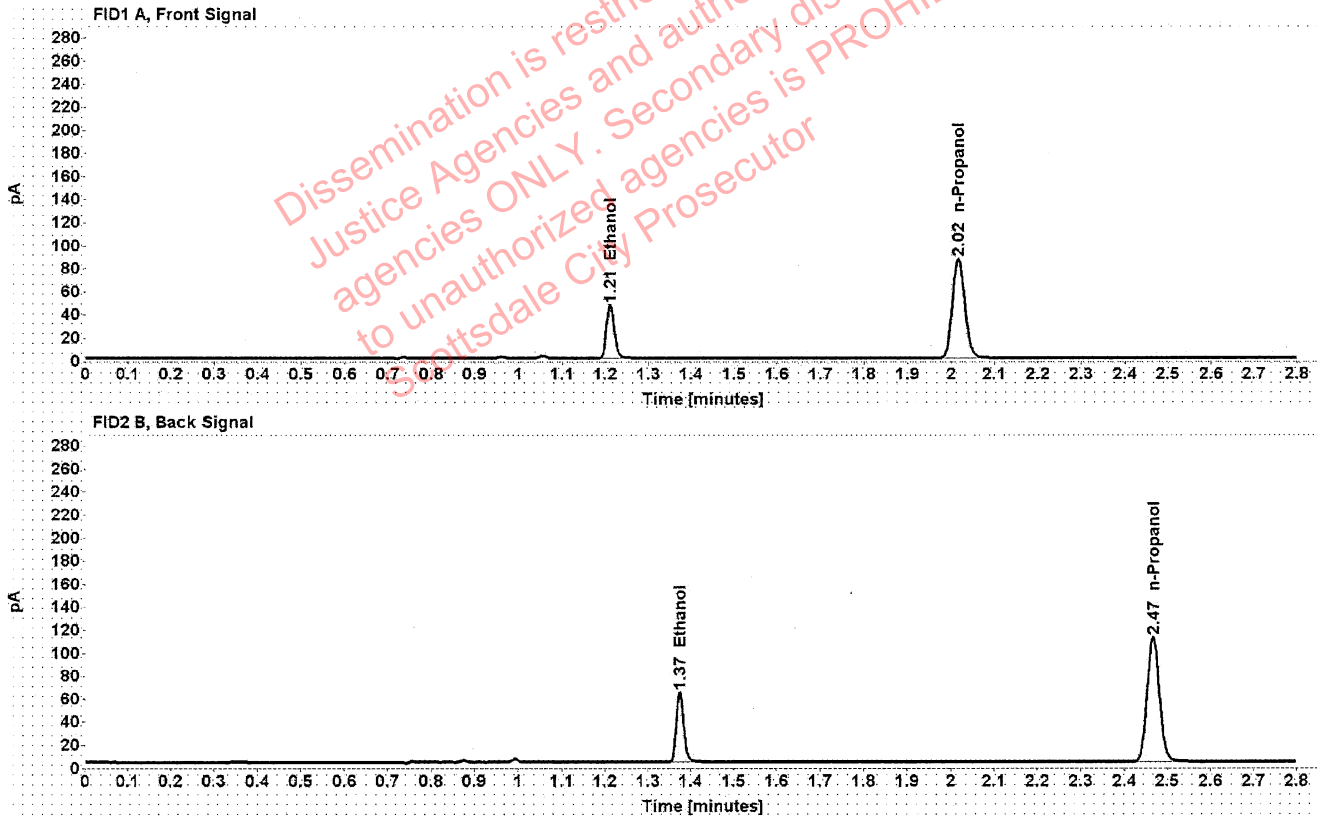


Table 1: FID 1 A (column DB-ALC1)

Compound	Amount (g/100mL)	Time (min)	Peak Area
>Ethanol	0.0935	1.211	58.602
n-Propanol	-----	2.017	171.362

Table 2: FID 2 B (column DB-ALC2)

Compound	Time (min)	Peak Area
Ethanol	1.374	74.334
n-Propanol	2.467	218.363

Scottsdale Police Department Crime Lab Volatiles Analysis

Sample:	1425370	Vial:	52
Description:	[REDACTED]	LIMS ID:	[REDACTED]
Method:	ethanol quant.M	Sequence:	07Jun22
Instrument:	US14173023 CN14160045	Injection date:	6/7/2022 7:07:16 PM
Data file:	C:\Chem32\1\Data\07Jun22\52.D	Analyst:	Abbott

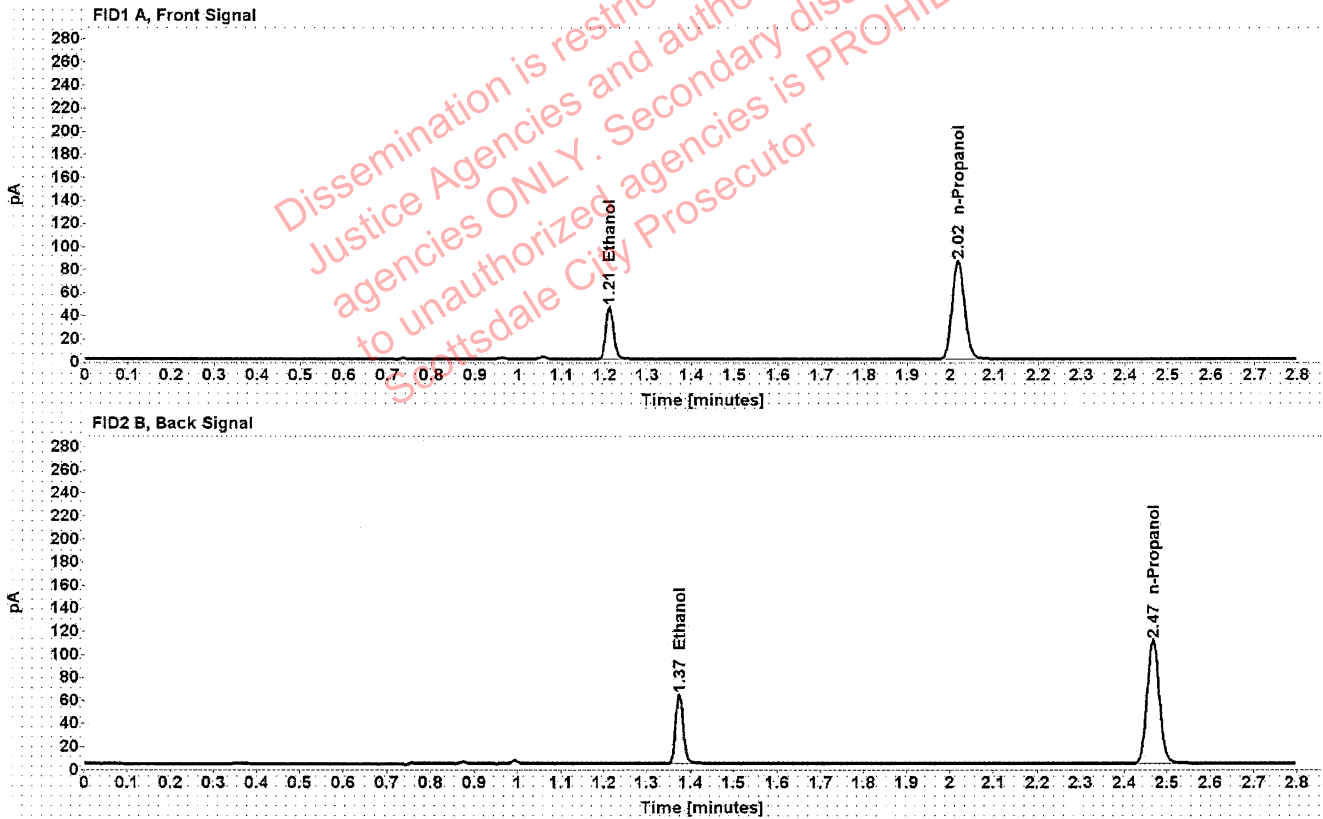


Table 1: FID 1 A (column DB-ALC1)

Compound	Amount (g/100mL)	Time (min)	Peak Area
>Ethanol	0.0935	1.211	57.796
n-Propanol	-----	2.017	169.176

Table 2: FID 2 B (column DB-ALC2)

Compound	Time (min)	Peak Area
Ethanol	1.374	73.298
n-Propanol	2.467	215.729

Scottsdale Police Department Crime Lab Volatiles Analysis

Sample:	1425312	Vial:	54
Description:		LIMS ID:	
Method:	ethanol quant.M	Sequence:	07Jun22
Instrument:	US14173023 CN14160045	Injection date:	6/7/2022 7:15:16 PM
Data file:	C:\Chem32\1\Data\07Jun22\54.D	Analyst:	Abbott

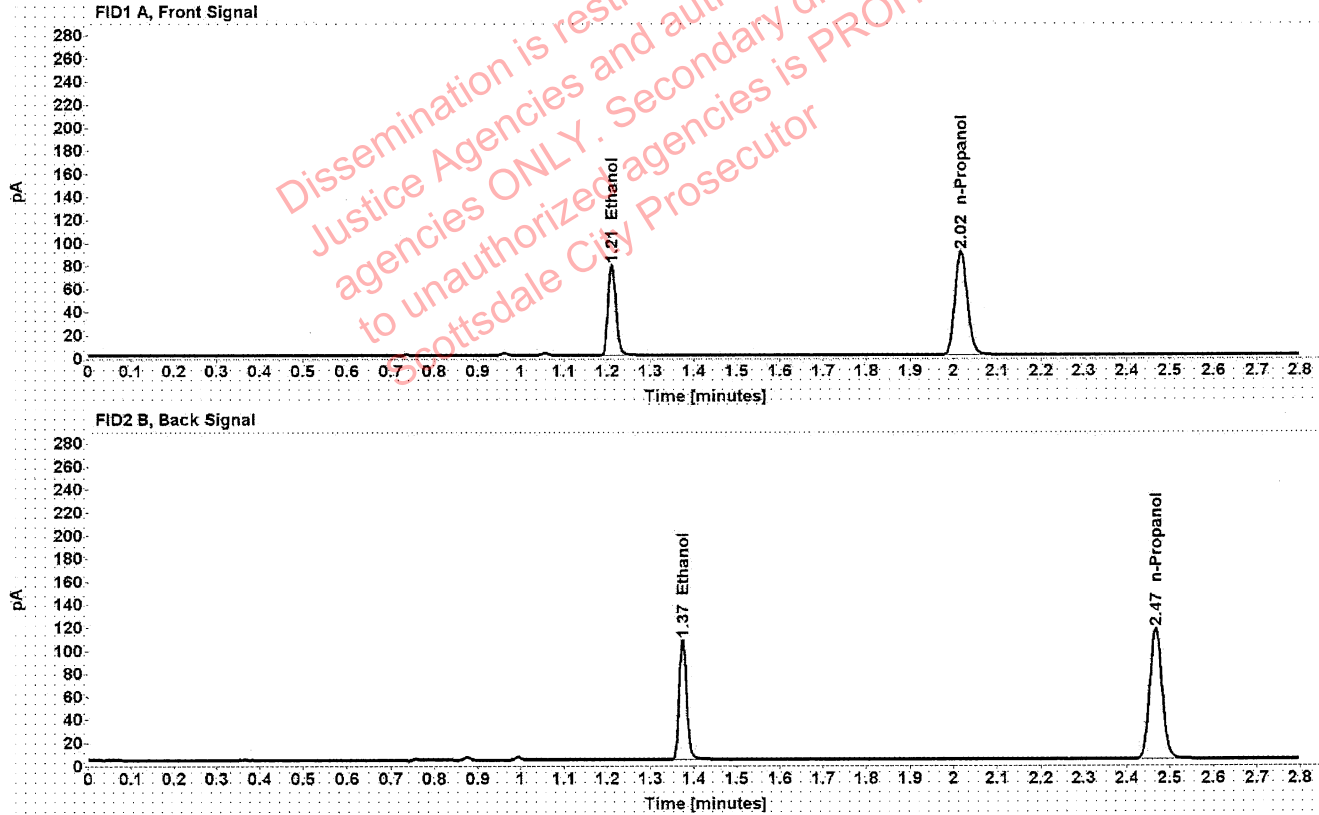


Table 1: FID 1 A (column DB-ALC1)

Compound	Amount (g/100mL)	Time (min)	Peak Area
>Ethanol	0.1530	1.211	99.951
n-Propanol	-----	2.017	178.522

Table 2: FID 2 B (column DB-ALC2)

Compound	Time (min)	Peak Area
Ethanol	1.374	127.180
n-Propanol	2.467	227.466

Scottsdale Police Department Crime Lab Volatiles Analysis

Sample:	1425312	Vial:	55
Description:	[REDACTED]	LIMS ID:	[REDACTED]
Method:	ethanol quant.M	Sequence:	07Jun22
Instrument:	US14173023 CN14160045	Injection date:	6/7/2022 7:19:31 PM
Data file:	C:\Chem32\1\Data\07Jun22\55.D	Analyst:	Abbott

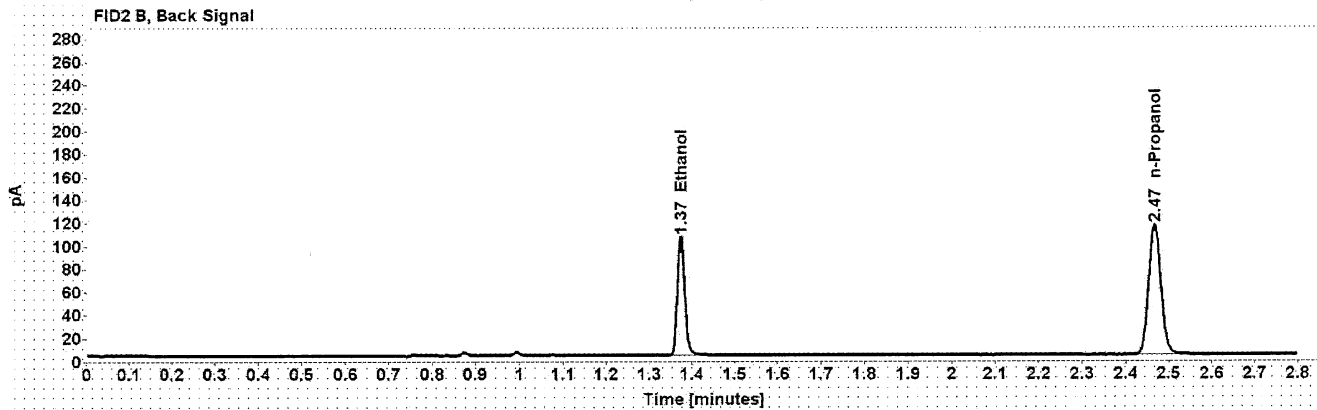
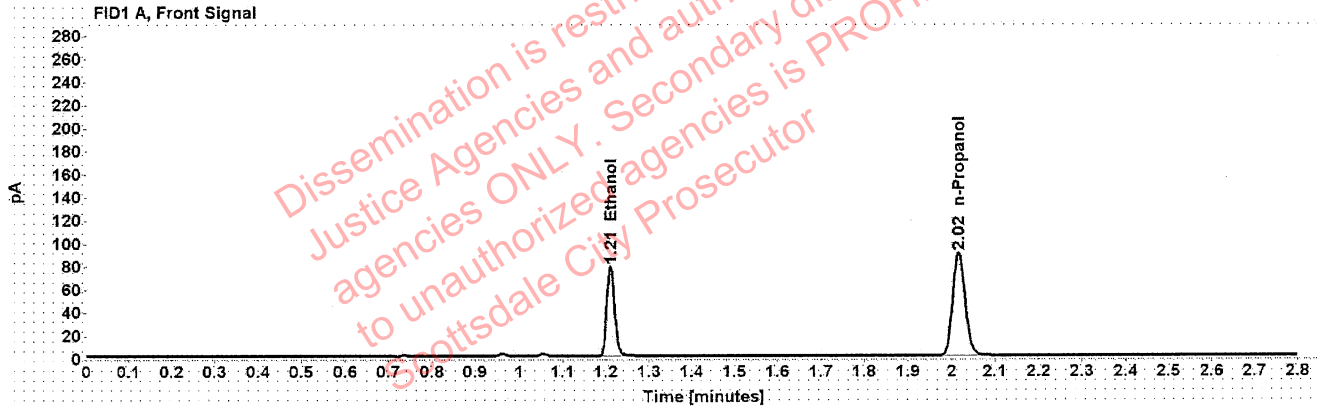


Table 1: FID 1 A (column DB-ALC1)

Compound	Amount (g/100mL)	Time (min)	Peak Area
>Ethanol	0.1526	1.210	99.182
n-Propanol	-----	2.017	177.616

Table 2: FID 2 B (column DB-ALC2)

Compound	Time (min)	Peak Area
Ethanol	1.374	126.126
n-Propanol	2.467	226.382

Scottsdale Police Department Crime Lab Volatiles Analysis

Sample:	1425333	Vial:	56
Description:		LIMS ID:	
Method:	ethanol quant.M	Sequence:	07Jun22
Instrument:	US14173023 CN14160045	Injection date:	6/7/2022 7:23:32 PM
Data file:	C:\Chem32\1\Data\07Jun22\56.D	Analyst:	Abbott

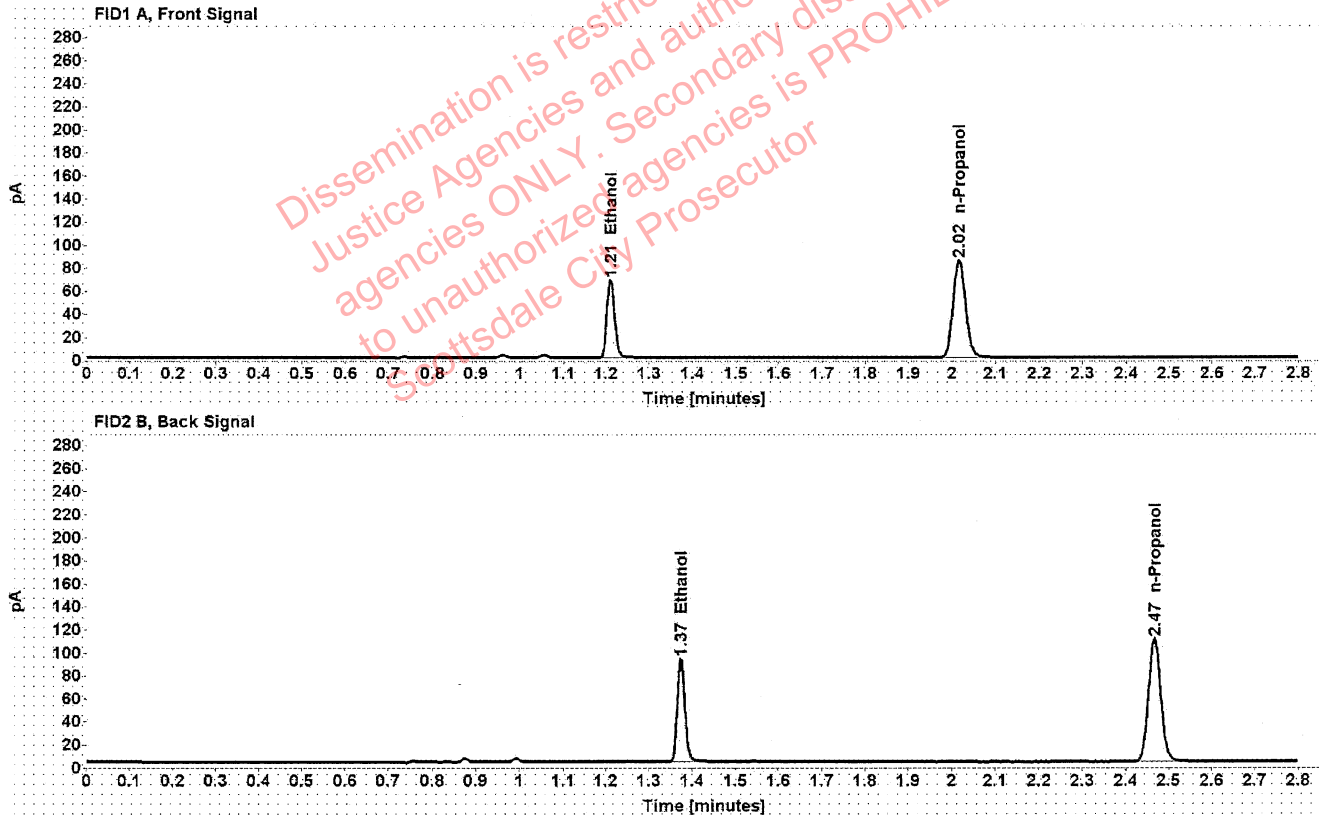


Table 1: FID 1 A (column DB-ALC1)

Compound	Amount (g/100mL)	Time (min)	Peak Area
>Ethanol	0.1405	1.210	86.475
n-Propanol	-----	2.017	168.275

Table 2: FID 2 B (column DB-ALC2)

Compound	Time (min)	Peak Area
Ethanol	1.374	109.782
n-Propanol	2.467	214.585

Scottsdale Police Department Crime Lab Volatiles Analysis

Sample:	1425333	Vial:	57
Description:		LIMS ID:	
Method:	ethanol quant.M	Sequence:	07Jun22
Instrument:	US14173023 CN14160045	Injection date:	6/7/2022 7:27:31 PM
Data file:	C:\Chem32\1\Data\07Jun22\57.D	Analyst:	Abbott

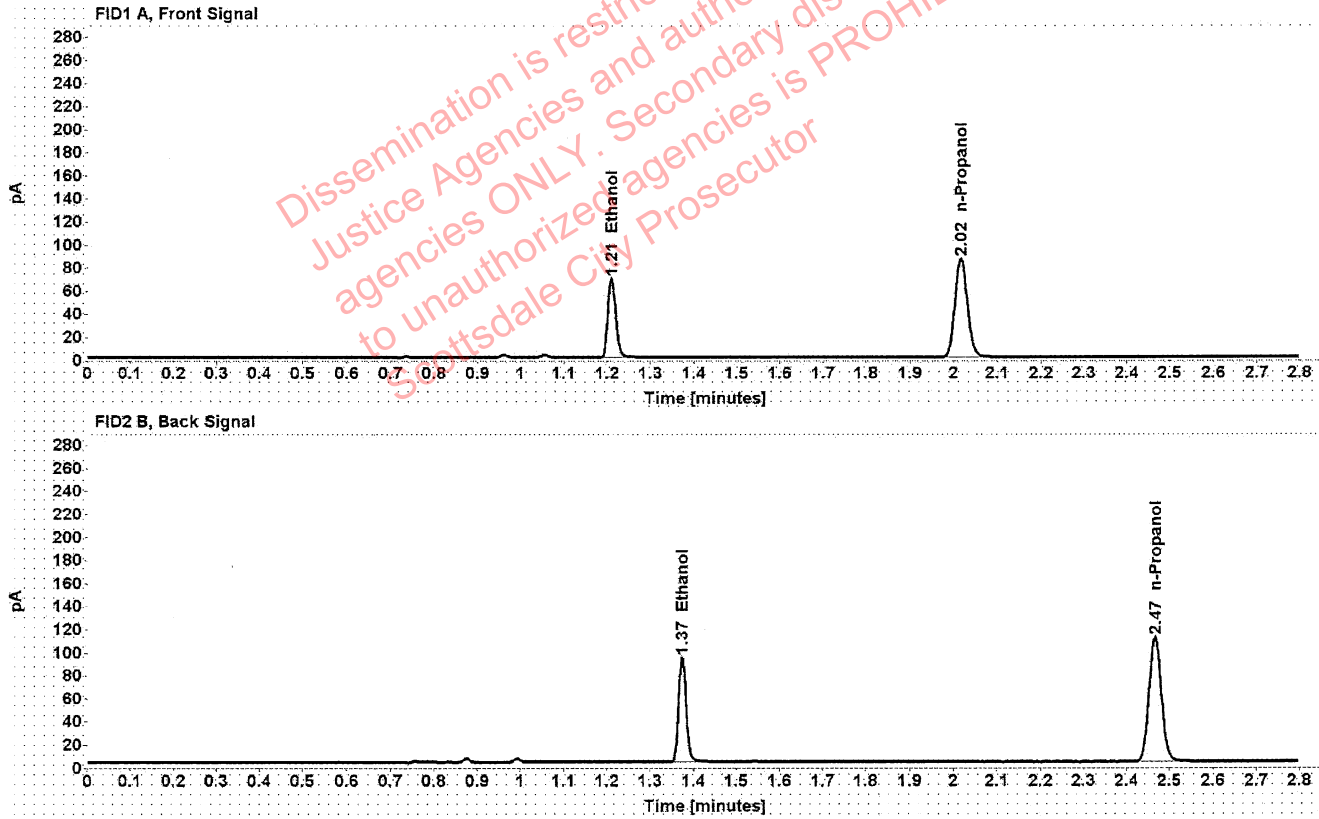


Table 1: FID 1 A (column DB-ALC1)

Compound	Amount (g/100mL)	Time (min)	Peak Area
>Ethanol	0.1408	1.210	87.661
n-Propanol	-----	2.016	170.188

Table 2: FID 2 B (column DB-ALC2)

Compound	Time (min)	Peak Area
Ethanol	1.374	111.494
n-Propanol	2.467	216.972

Scottsdale Police Department Crime Lab Volatiles Analysis

Sample:	1425675	Vial:	58
Description:	[REDACTED]	LIMS ID:	[REDACTED]
Method:	ethanol quant.M	Sequence:	07Jun22
Instrument:	US14173023 CN14160045	Injection date:	6/7/2022 7:31:32 PM
Data file:	C:\Chem32\1\Data\07Jun22\58.D	Analyst:	Abbott

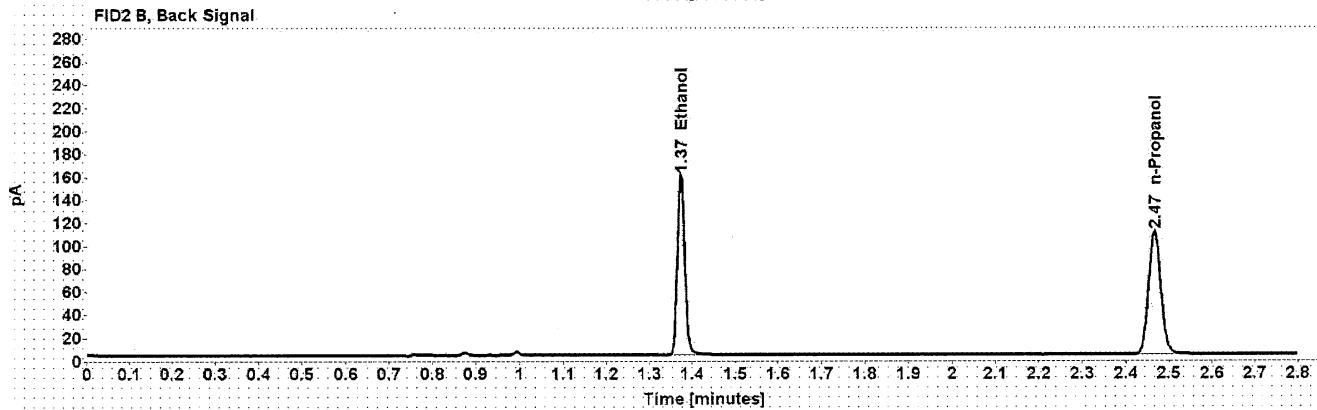
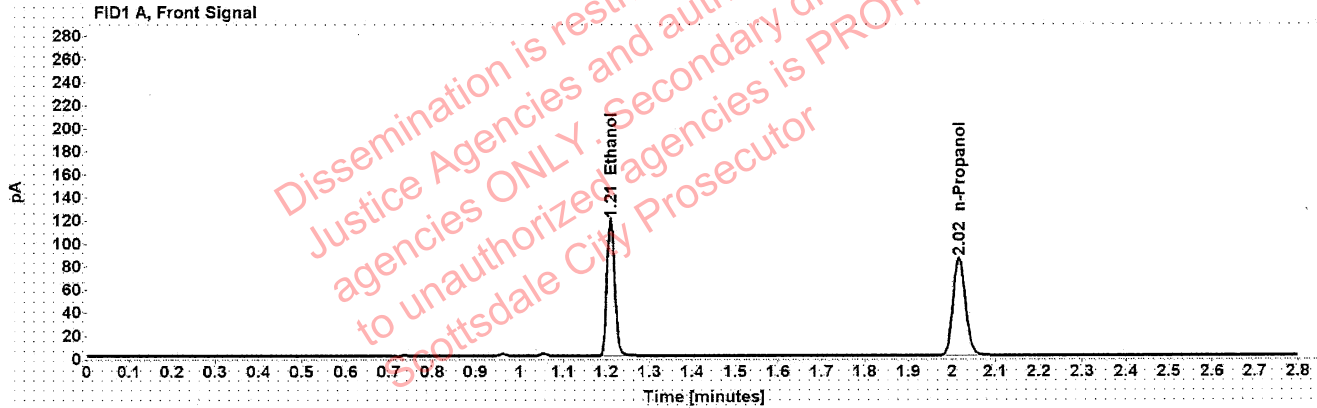


Table 1: FID 1 A (column DB-ALC1)

Compound	Amount (g/100mL)	Time (min)	Peak Area
>Ethanol	0.2425	1.210	149.474
n-Propanol	-----	2.016	168.401

Table 2: FID 2 B (column DB-ALC2)

Compound	Time (min)	Peak Area
Ethanol	1.374	190.925
n-Propanol	2.467	214.314

Scottsdale Police Department Crime Lab Volatiles Analysis

Sample:	1425675	Vial:	59
Description:	[REDACTED]	LIMS ID:	[REDACTED]
Method:	ethanol quant.M	Sequence:	07Jun22
Instrument:	US14173023 CN14160045	Injection date:	6/7/2022 7:35:32 PM
Data file:	C:\Chem32\1\Data\07Jun22\59.D	Analyst:	Abbott

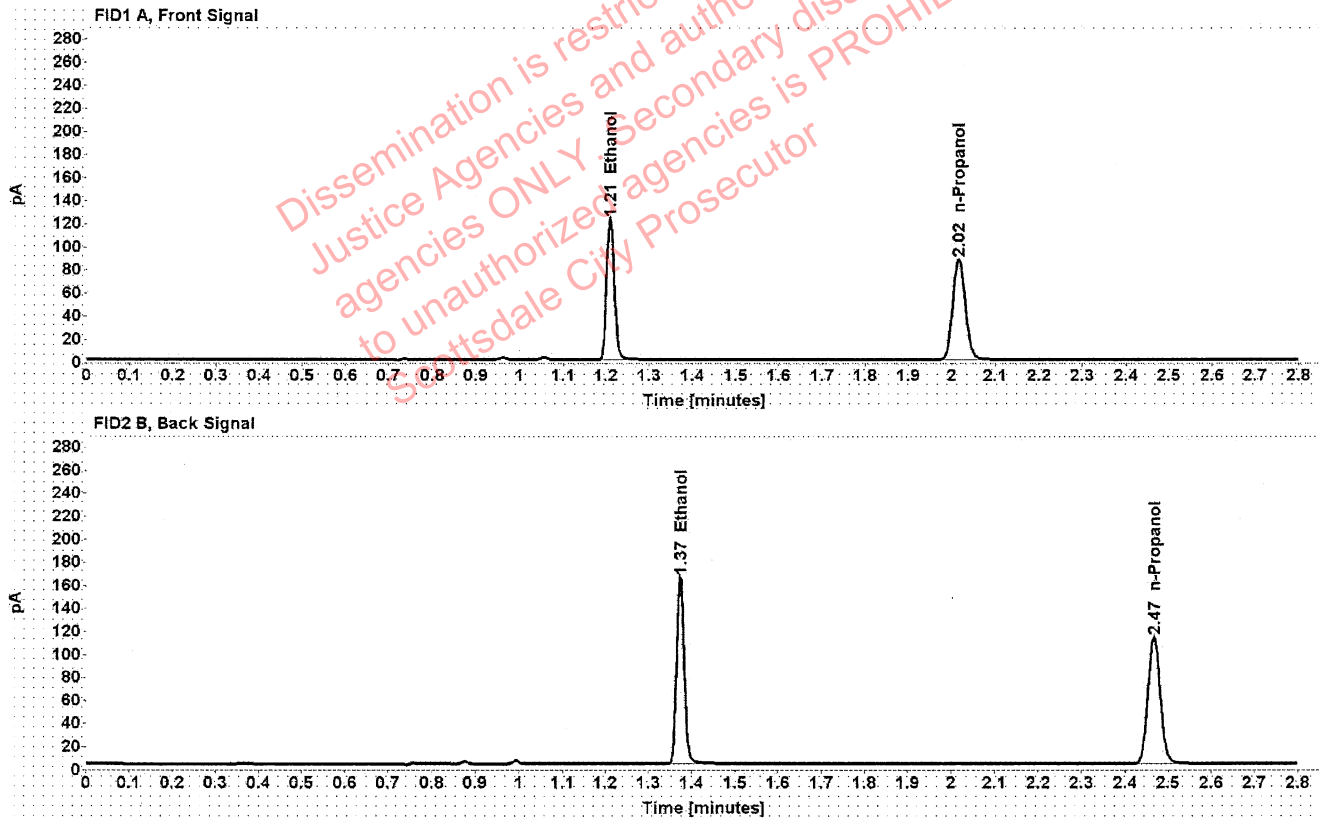


Table 1: FID 1 A (column DB-ALC1)

Compound	Amount (g/100mL)	Time (min)	Peak Area
>Ethanol	0.2442	1.210	155.130
n-Propanol	-----	2.016	173.604

Table 2: FID 2 B (column DB-ALC2)

Compound	Time (min)	Peak Area
Ethanol	1.374	199.285
n-Propanol	2.467	221.190

Scottsdale Police Department Crime Lab Volatiles Analysis

Sample:	1425779	Vial:	60
Description:	[REDACTED]	LIMS ID:	[REDACTED]
Method:	ethanol quant.M	Sequence:	07Jun22
Instrument:	US14173023 CN14160045	Injection date:	6/7/2022 7:39:31 PM
Data file:	C:\Chem32\1\Data\07Jun22\60.D	Analyst:	Abbott

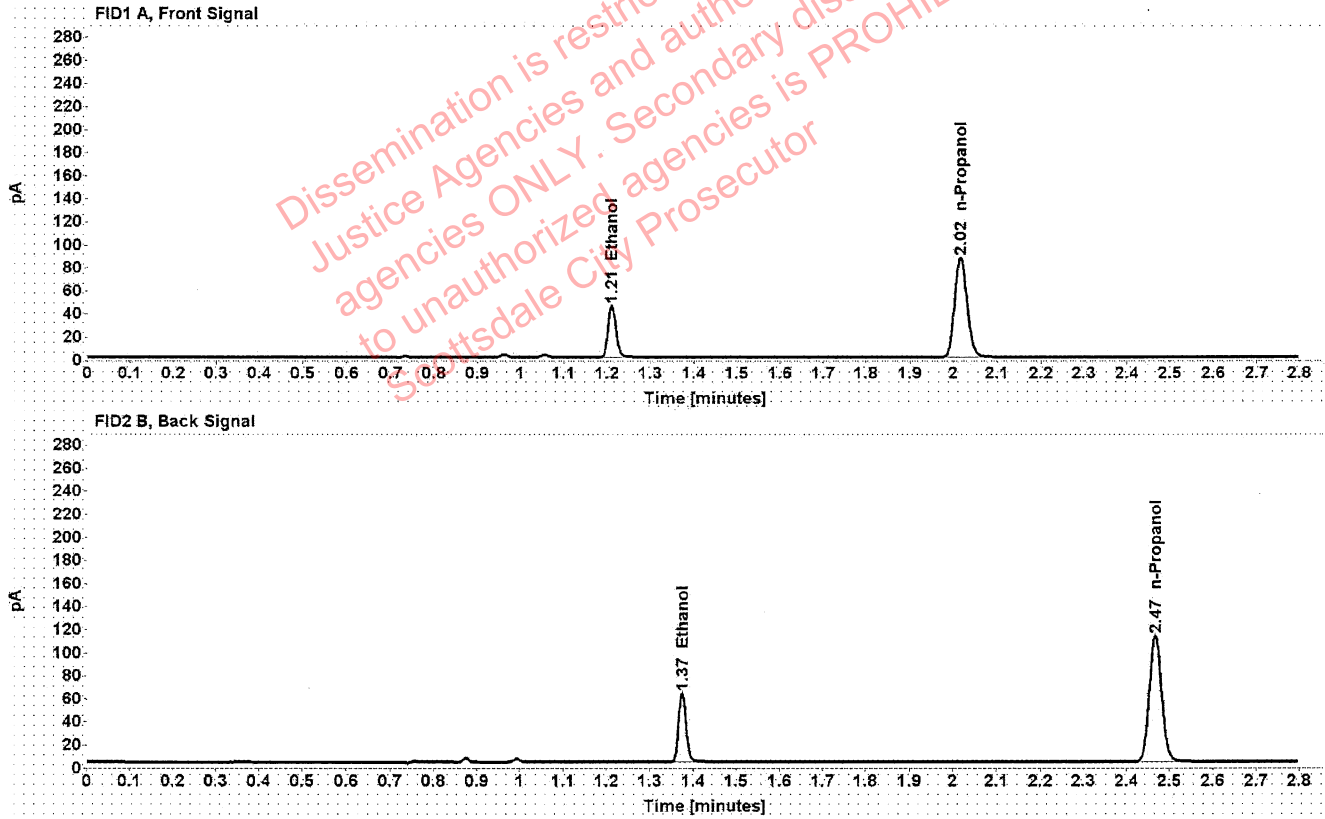


Table 1: FID 1 A (column DB-ALC1)

Compound	Amount (g/100mL)	Time (min)	Peak Area
>Ethanol	0.0914	1.211	57.627
n-Propanol	-----	2.017	172.457

Table 2: FID 2 B (column DB-ALC2)

Compound	Time (min)	Peak Area
Ethanol	1.375	73.117
n-Propanol	2.467	219.817

Scottsdale Police Department Crime Lab Volatiles Analysis

Sample:	1425779	Vial:	61
Description:	[REDACTED]	LIMS ID:	[REDACTED]
Method:	ethanol quant.M	Sequence:	07Jun22
Instrument:	US14173023 CN14160045	Injection date:	6/7/2022 7:43:46 PM
Data file:	C:\Chem32\1\Data\07Jun22\61.D	Analyst:	Abbott

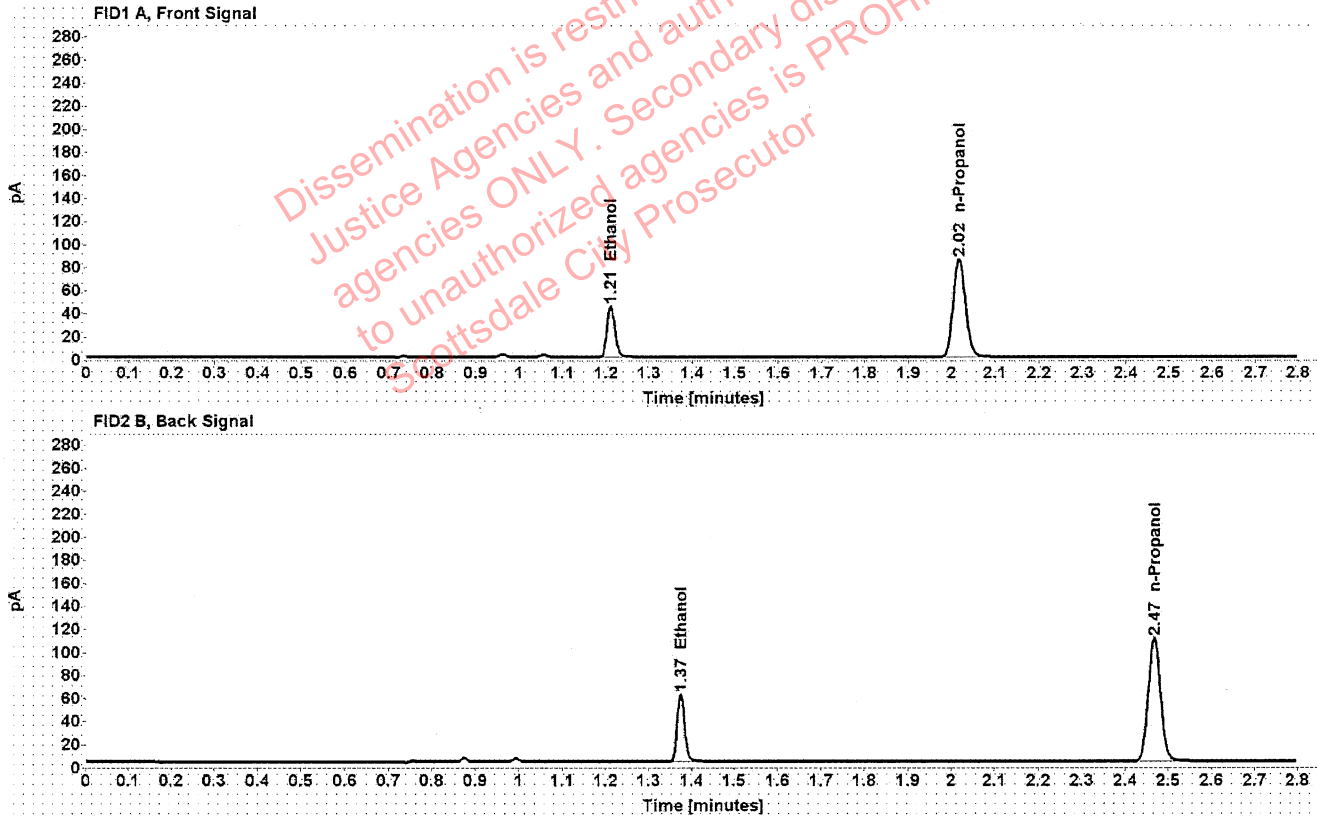


Table 1: FID 1 A (column DB-ALC1)

Compound	Amount (g/100mL)	Time (min)	Peak Area
>Ethanol	0.0916	1.211	56.599
n-Propanol	-----	2.017	169.050

Table 2: FID 2 B (column DB-ALC2)

Compound	Time (min)	Peak Area
Ethanol	1.375	71.695
n-Propanol	2.467	215.525

Scottsdale Police Department Crime Lab Volatiles Analysis

Sample:	1425147	Vial:	62
Description:	[REDACTED]	LIMS ID:	[REDACTED]
Method:	ethanol quant.M	Sequence:	07Jun22
Instrument:	US14173023 CN14160045	Injection date:	6/7/2022 7:47:47 PM
Data file:	C:\Chem32\1\Data\07Jun22\62.D	Analyst:	Abbott

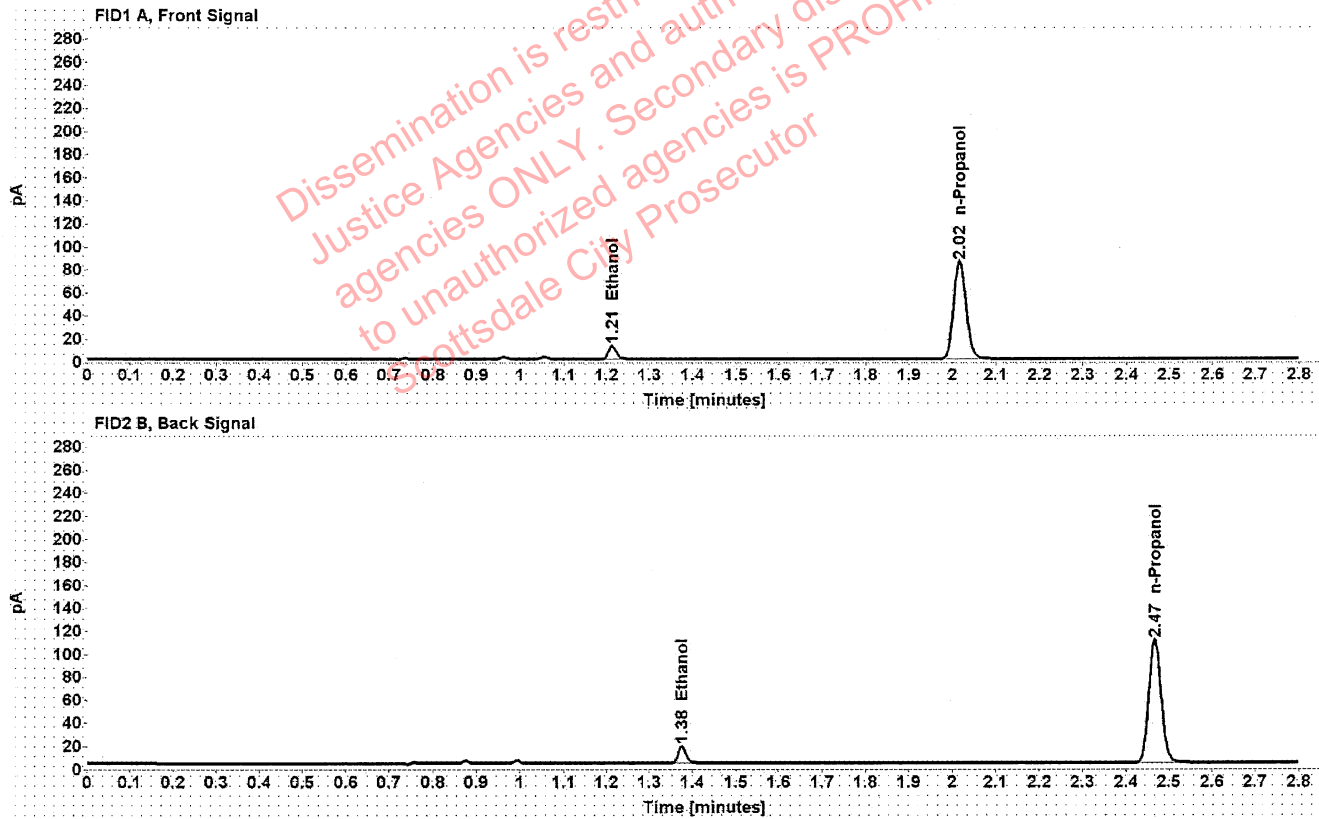


Table 1: FID 1 A (column DB-ALC1)

Compound	Amount (g/100mL)	Time (min)	Peak Area
>Ethanol	0.0238	1.213	14.620
n-Propanol	-----	2.017	168.978

Table 2: FID 2 B (column DB-ALC2)

Compound	Time (min)	Peak Area
Ethanol	1.376	19.074
n-Propanol	2.467	215.452

Scottsdale Police Department Crime Lab Volatiles Analysis

Sample:	1425147	Vial:	63
Description:	[REDACTED]	LIMS ID:	[REDACTED]
Method:	ethanol quant.M	Sequence:	07Jun22
Instrument:	US14173023 CN14160045	Injection date:	6/7/2022 7:51:47 PM
Data file:	C:\Chem32\1\Data\07Jun22\63.D	Analyst:	Abbott

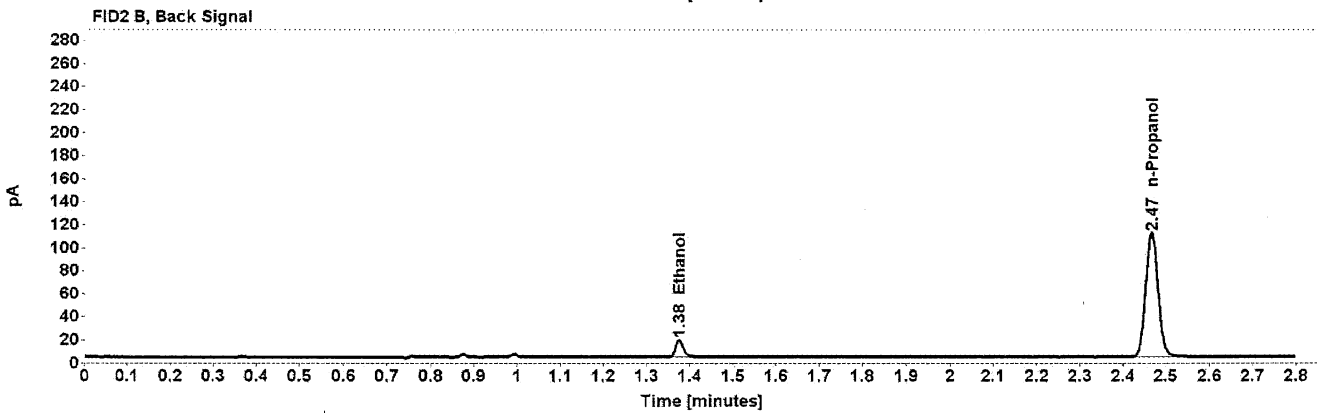
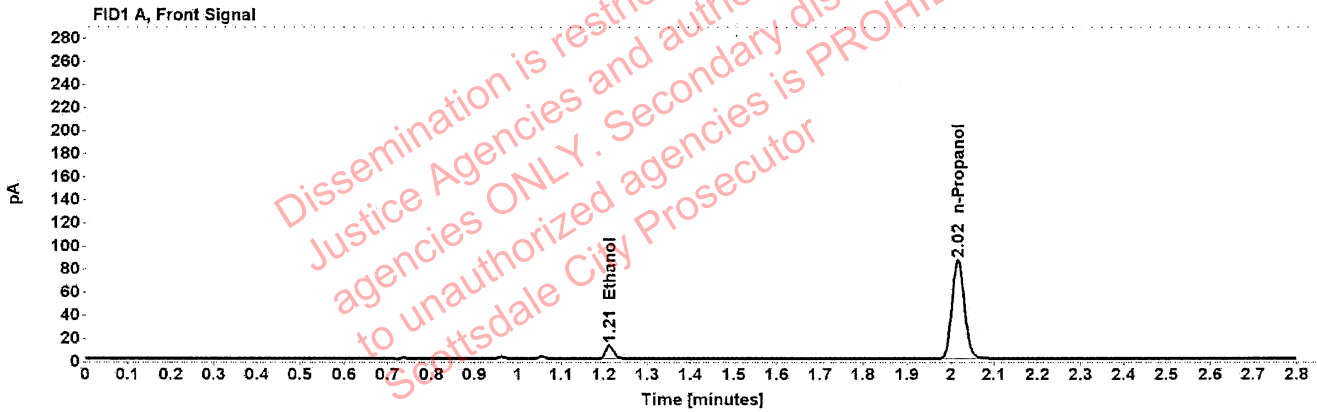


Table 1: FID 1 A (column DB-ALC1)

Compound	Amount (g/100mL)	Time (min)	Peak Area
>Ethanol	0.0239	1.213	14.749
n-Propanol	-----	2.017	169.924

Table 2: FID 2 B (column DB-ALC2)

Compound	Time (min)	Peak Area
Ethanol	1.376	19.195
n-Propanol	2.467	216.742

Scottsdale Police Department Crime Lab Volatiles Analysis

Sample:	1425930	Vial:	65
Description:	[REDACTED]	LIMS ID:	[REDACTED]
Method:	ethanol quant.M	Sequence:	07Jun22
Instrument:	US14173023 CN14160045	Injection date:	6/7/2022 7:59:46 PM
Data file:	C:\Chem32\1\Data\07Jun22\65.D	Analyst:	Abbott

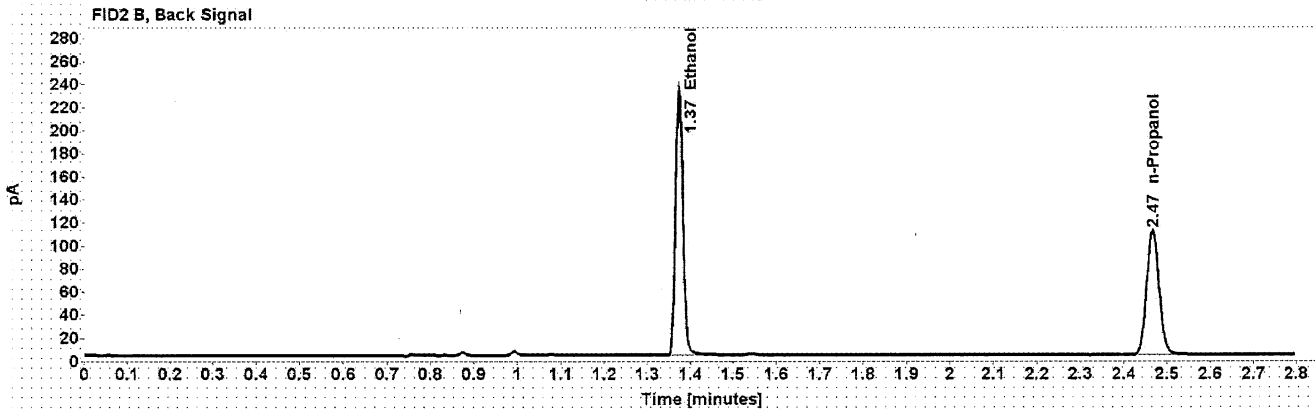
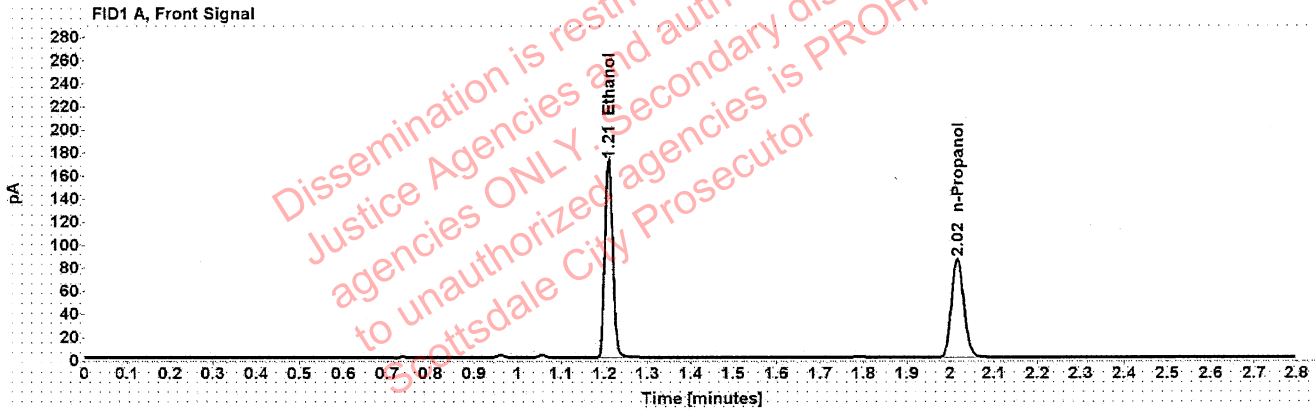


Table 1: FID 1 A (column DB-ALC1)

Compound	Amount (g/100mL)	Time (min)	Peak Area
>Ethanol	0.3484	1.210	217.021
n-Propanol	-----	2.016	170.143

Table 2: FID 2 B (column DB-ALC2)

Compound	Time (min)	Peak Area
Ethanol	1.373	277.639
n-Propanol	2.467	216.846

Scottsdale Police Department Crime Lab Volatiles Analysis

Sample:	1425930	Vial:	66
Description:	[REDACTED]	LIMS ID:	[REDACTED]
Method:	ethanol quant.M	Sequence:	07Jun22
Instrument:	US14173023 CN14160045	Injection date:	6/7/2022 8:03:47 PM
Data file:	C:\Chem32\1\Data\07Jun22\66.D	Analyst:	Abbott

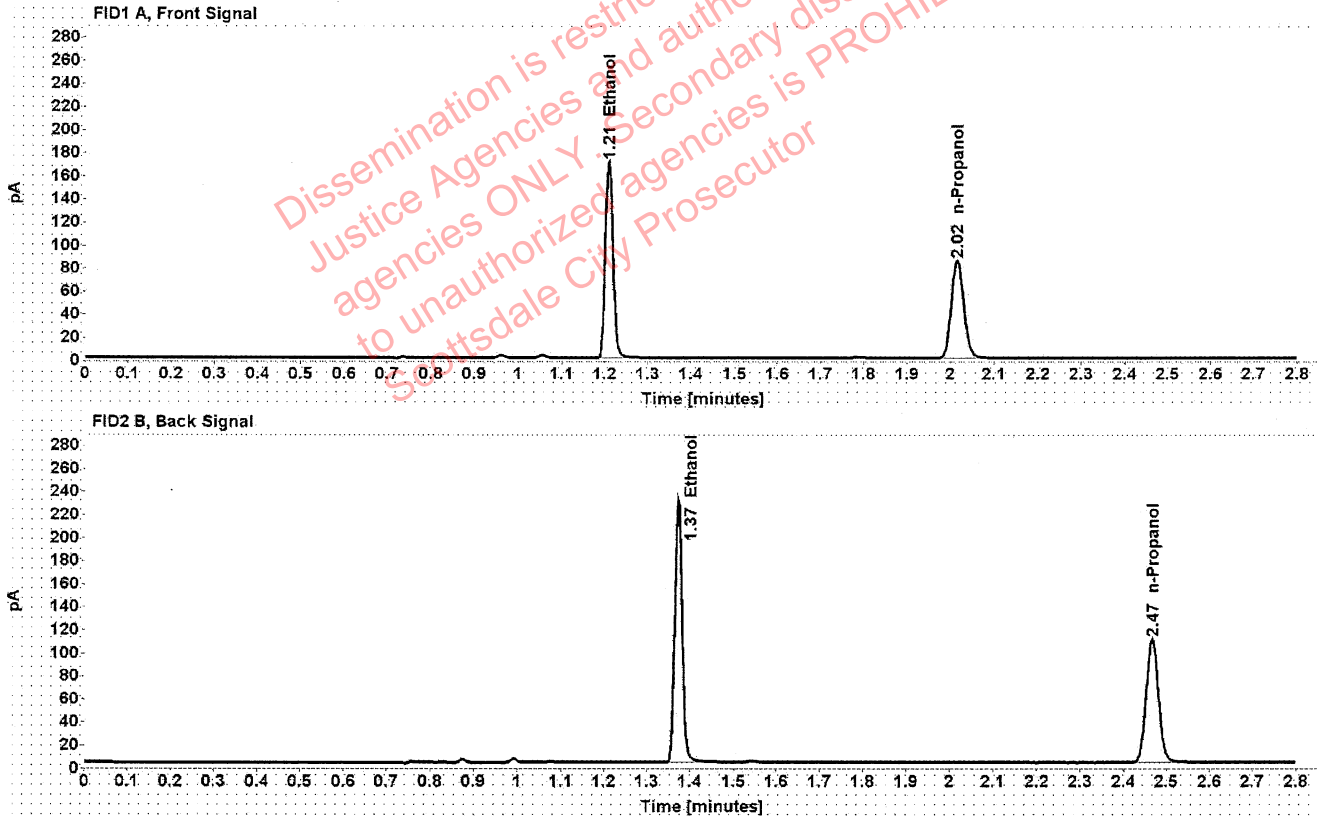


Table 1: FID 1 A (column DB-ALC1)

Compound	Amount (g/100mL)	Time (min)	Peak Area
>Ethanol	0.3497	1.210	216.559
n-Propanol	-----	2.016	169.143

Table 2: FID 2 B (column DB-ALC2)

Compound	Time (min)	Peak Area
Ethanol	1.374	276.892
n-Propanol	2.467	215.595

Scottsdale Police Department Crime Lab Volatiles Analysis

Sample:	1425433	Vial:	67
Description:	[REDACTED]	LIMS ID:	[REDACTED]
Method:	ethanol quant.M	Sequence:	07Jun22
Instrument:	US14173023 CN14160045	Injection date:	6/7/2022 8:08:02 PM
Data file:	C:\Chem32\1\Data\07Jun22\67.D	Analyst:	Abbott

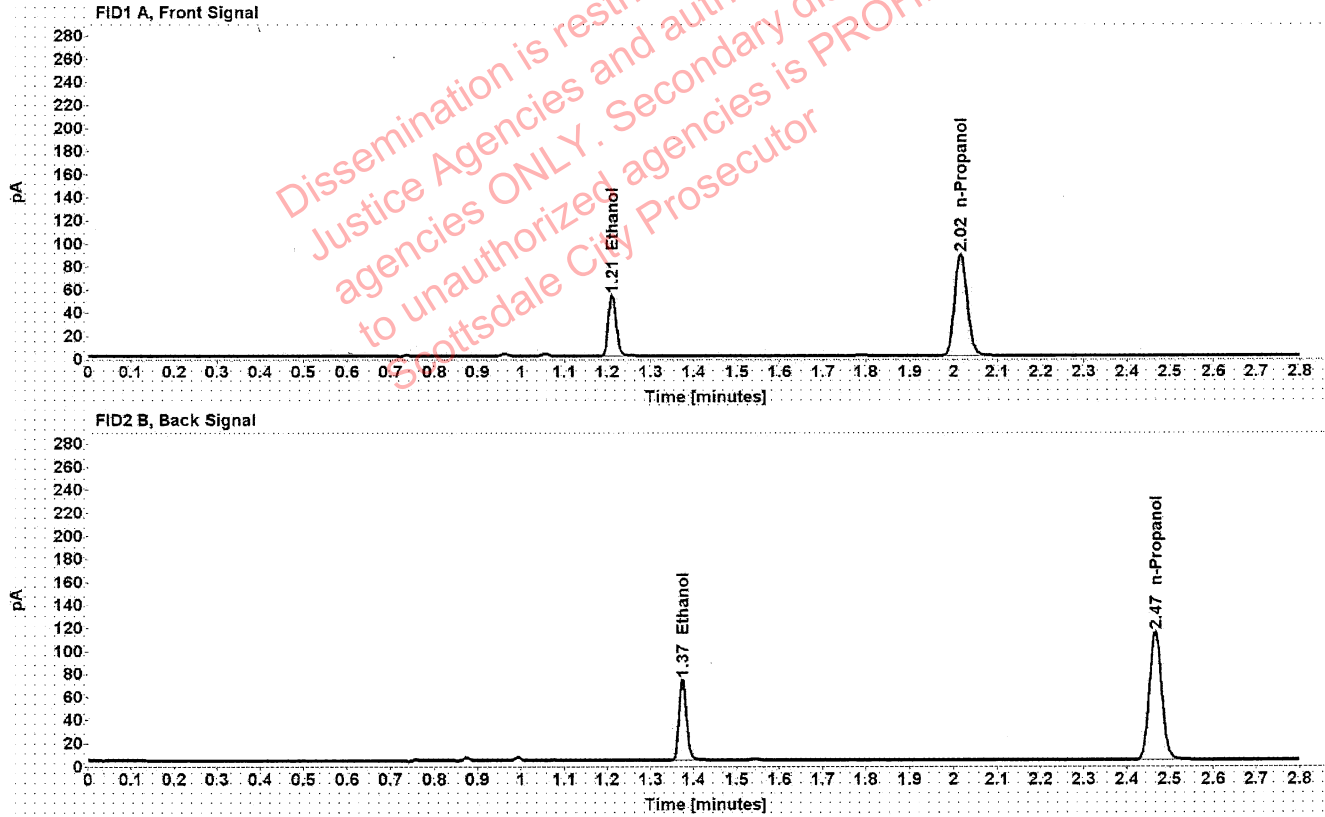


Table 1: FID 1 A (column DB-ALC1)

Compound	Amount (g/100mL)	Time (min)	Peak Area
>Ethanol	0.1051	1.211	67.460
n-Propanol	-----	2.016	175.530

Table 2: FID 2 B (column DB-ALC2)

Compound	Time (min)	Peak Area
Ethanol	1.374	85.516
n-Propanol	2.467	223.783

Scottsdale Police Department Crime Lab Volatiles Analysis

Sample:	1425433	Vial:	68
Description:	[REDACTED]	LIMS ID:	[REDACTED]
Method:	ethanol quant.M	Sequence:	07Jun22
Instrument:	US14173023 CN14160045	Injection date:	6/7/2022 8:12:02 PM
Data file:	C:\Chem32\1\Data\07Jun22\68.D	Analyst:	Abbott

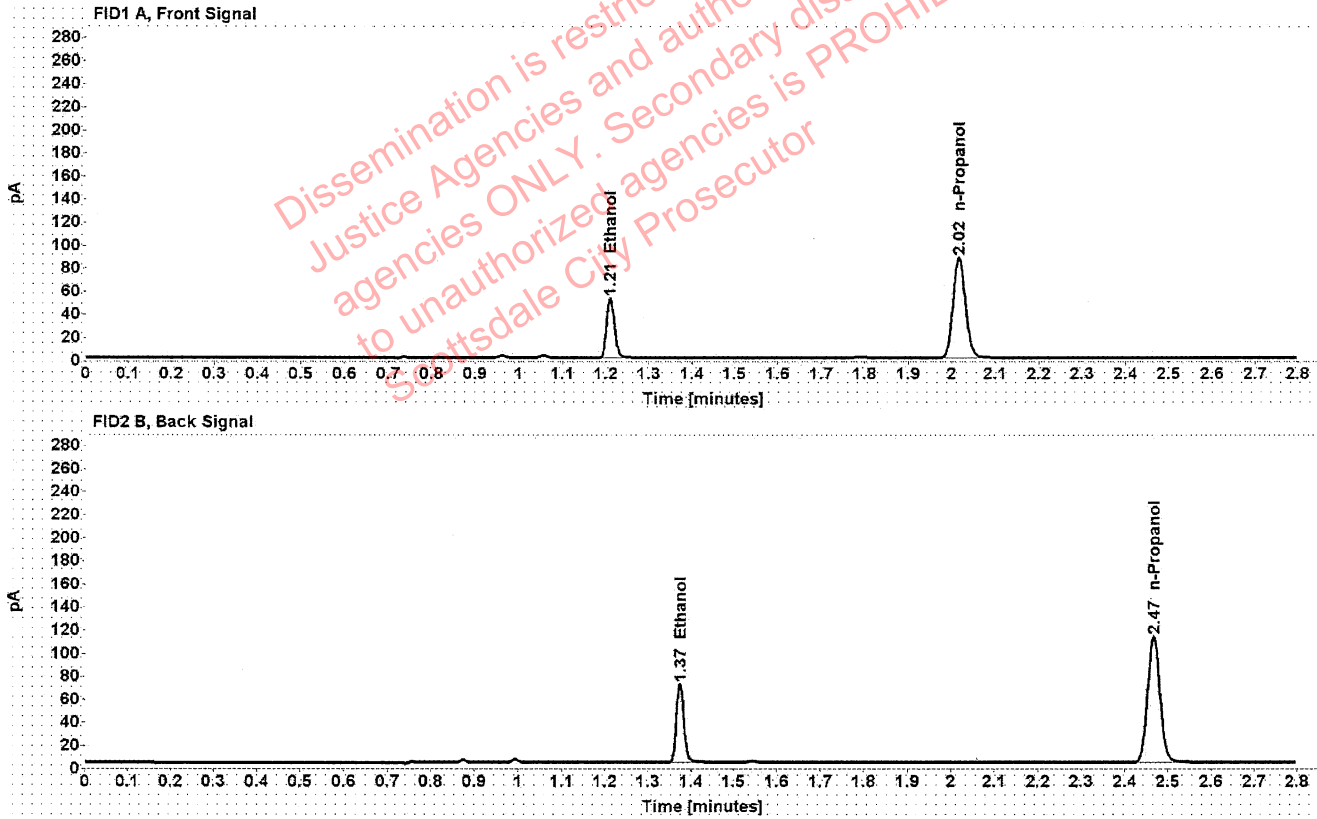


Table 1: FID 1 A (column DB-ALC1)

Compound	Amount (g/100mL)	Time (min)	Peak Area
>Ethanol	0.1045	1.211	66.050
n-Propanol	-----	2.016	172.917

Table 2: FID 2 B (column DB-ALC2)

Compound	Time (min)	Peak Area
Ethanol	1.374	83.898
n-Propanol	2.467	220.470

Scottsdale Police Department Crime Lab Volatiles Analysis

Sample:	1425953	Vial:	69
Description:	[REDACTED]	LIMS ID:	[REDACTED]
Method:	ethanol quant.M	Sequence:	07Jun22
Instrument:	US14173023 CN14160045	Injection date:	6/7/2022 8:16:02 PM
Data file:	C:\Chem32\1\Data\07Jun22\69.D	Analyst:	Abbott

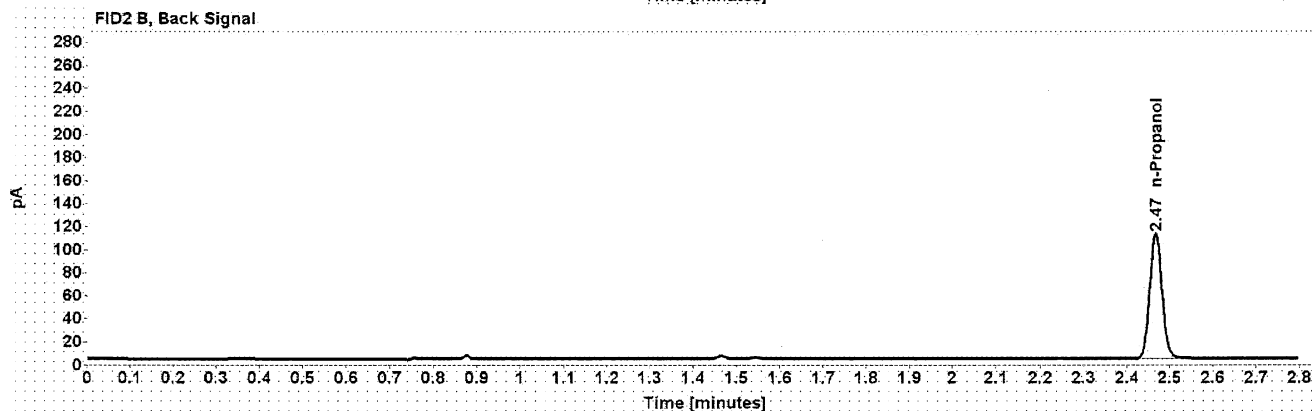
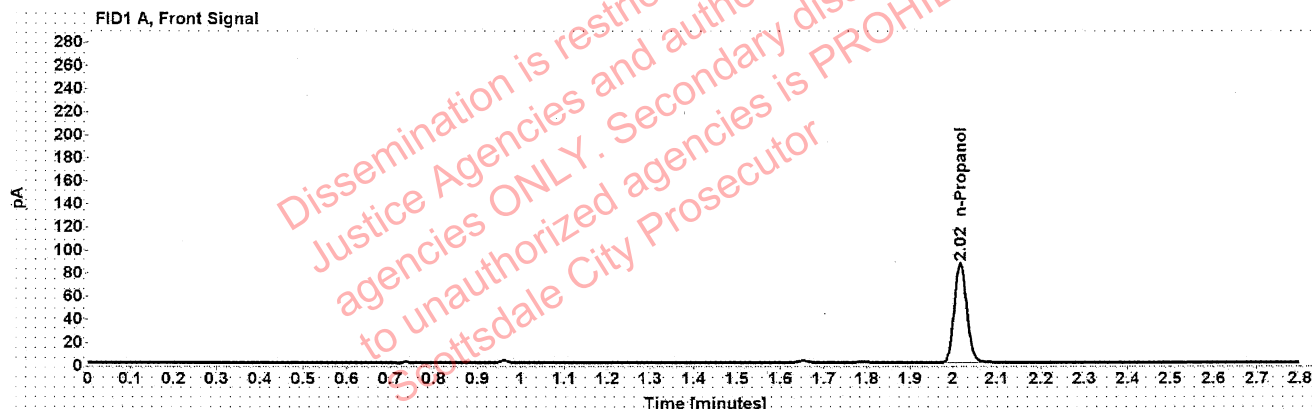


Table 1: FID 1 A (column DB-ALC1)

Compound	Amount (g/100mL)	Time (min)	Peak Area
n-Propanol	-----	2.017	170.914

Table 2: FID 2 B (column DB-ALC2)

Compound	Time (min)	Peak Area
n-Propanol	2.467	218.443

[REDACTED]: Abbott, Lori - (08-Jun-2022)

Case: [REDACTED] User: LAbbott 6/8/2022

Scottsdale Police Department Crime Lab Volatiles Analysis

Sample:	1425953	Vial:	70
Description:	[REDACTED]	LIMS ID:	[REDACTED]
Method:	ethanol quant.M	Sequence:	07Jun22
Instrument:	US14173023 CN14160045	Injection date:	6/7/2022 8:20:02 PM
Data file:	C:\Chem32\1\Data\07Jun22\70.D	Analyst:	Abbott

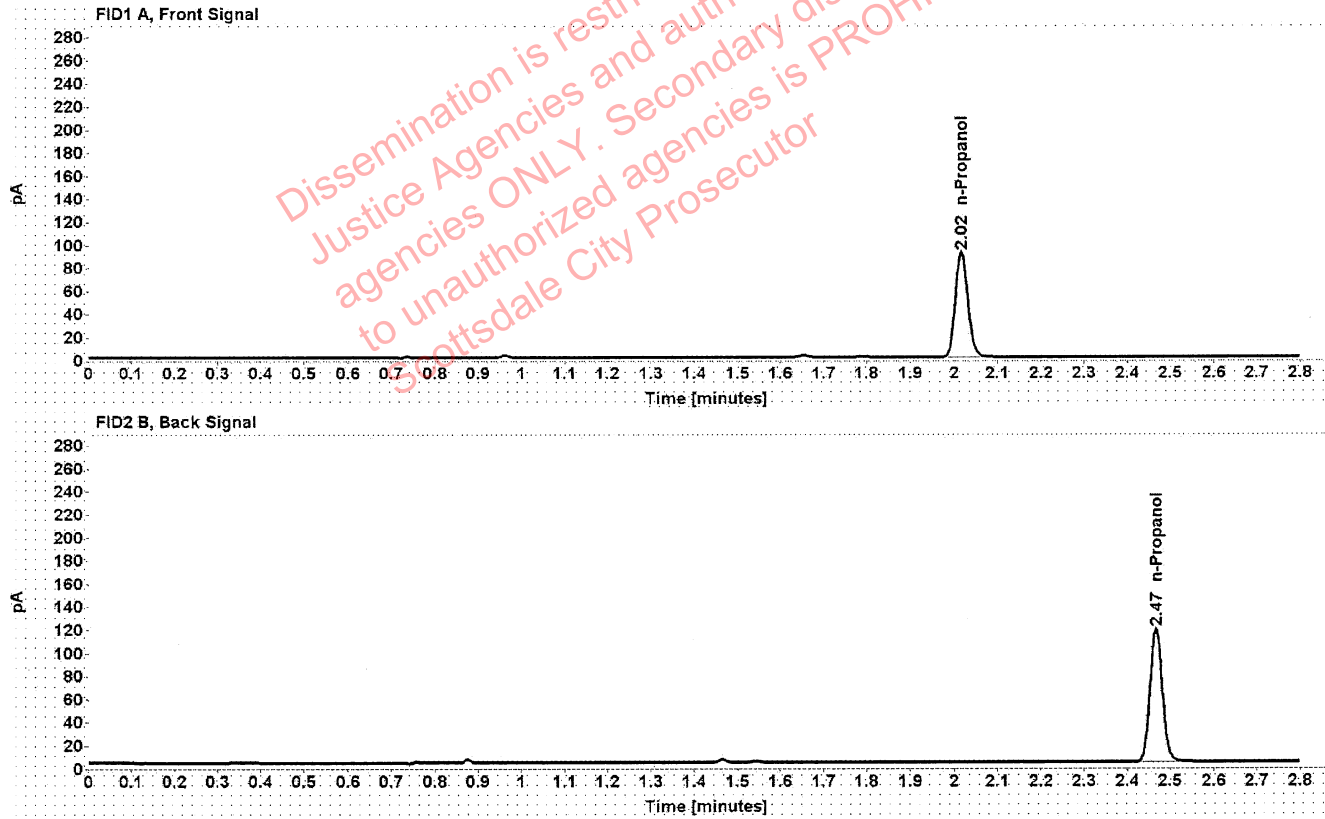


Table 1: FID 1 A (column DB-ALC1)

Compound	Amount (g/100mL)	Time (min)	Peak Area
n-Propanol	-----	2.017	181.750

Table 2: FID 2 B (column DB-ALC2)

Compound	Time (min)	Peak Area
n-Propanol	2.467	232.145

Scottsdale Police Department Crime Lab Volatiles Analysis

Sample:	1425667	Vial:	71
Description:	[REDACTED]	LIMS ID:	[REDACTED]
Method:	ethanol quant.M	Sequence:	07Jun22
Instrument:	US14173023 CN14160045	Injection date:	6/7/2022 8:24:02 PM
Data file:	C:\Chem32\1\Data\07Jun22\71.D	Analyst:	Abbott

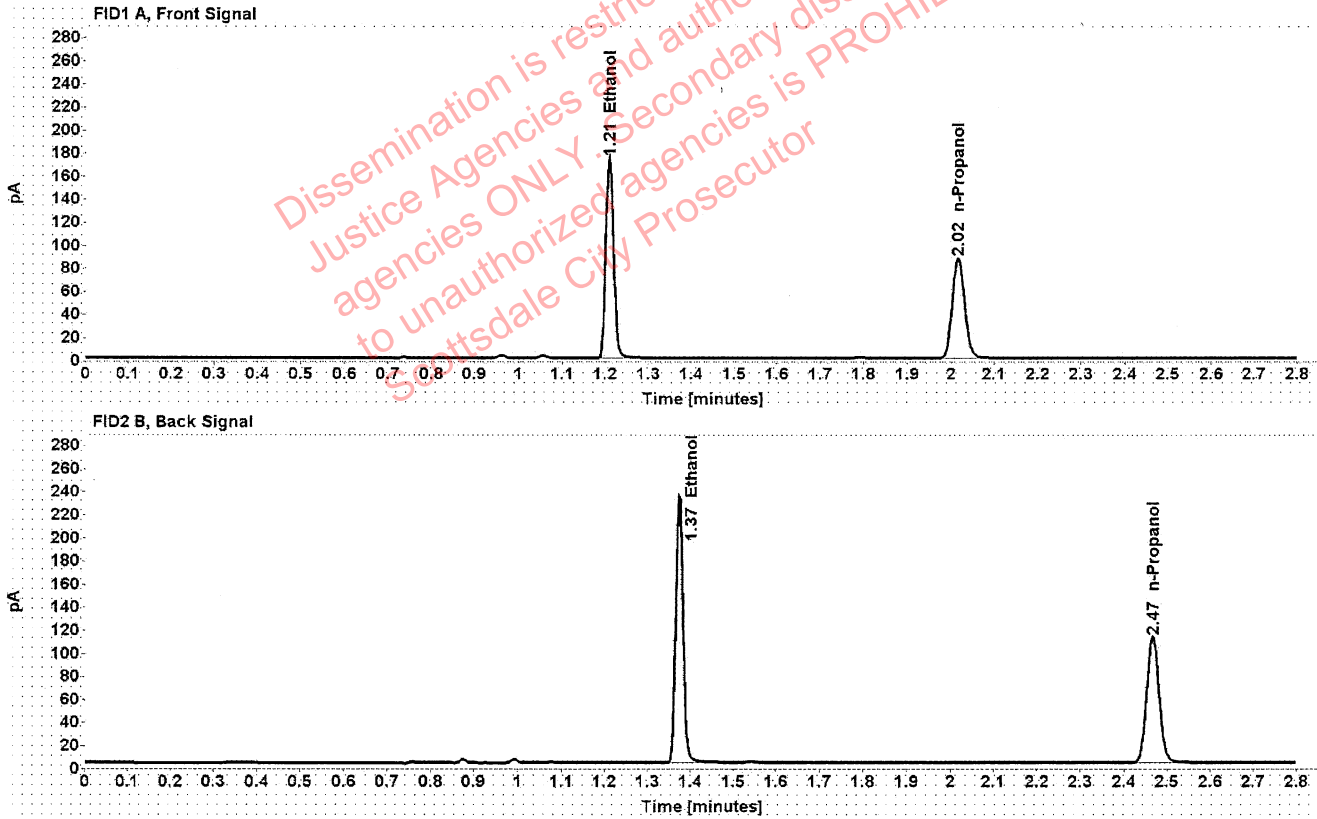


Table 1: FID 1 A (column DB-ALC1)

Compound	Amount (g/100mL)	Time (min)	Peak Area
>Ethanol	0.3491	1.210	219.970
n-Propanol	-----	2.017	172.132

Table 2: FID 2 B (column DB-ALC2)

Compound	Time (min)	Peak Area
Ethanol	1.374	282.650
n-Propanol	2.467	219.009

Scottsdale Police Department Crime Lab Volatiles Analysis

Sample:	1425667	Vial:	72
Description:	[REDACTED]	LIMS ID:	[REDACTED]
Method:	ethanol quant.M	Sequence:	07Jun22
Instrument:	US14173023 CN14160045	Injection date:	6/7/2022 8:28:02 PM
Data file:	C:\Chem32\1\Data\07Jun22\72.D	Analyst:	Abbott

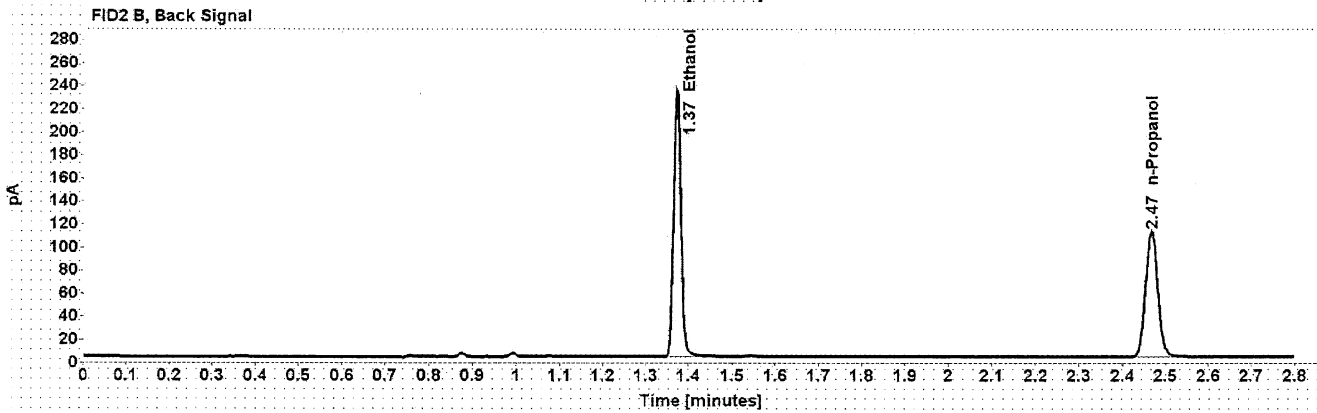
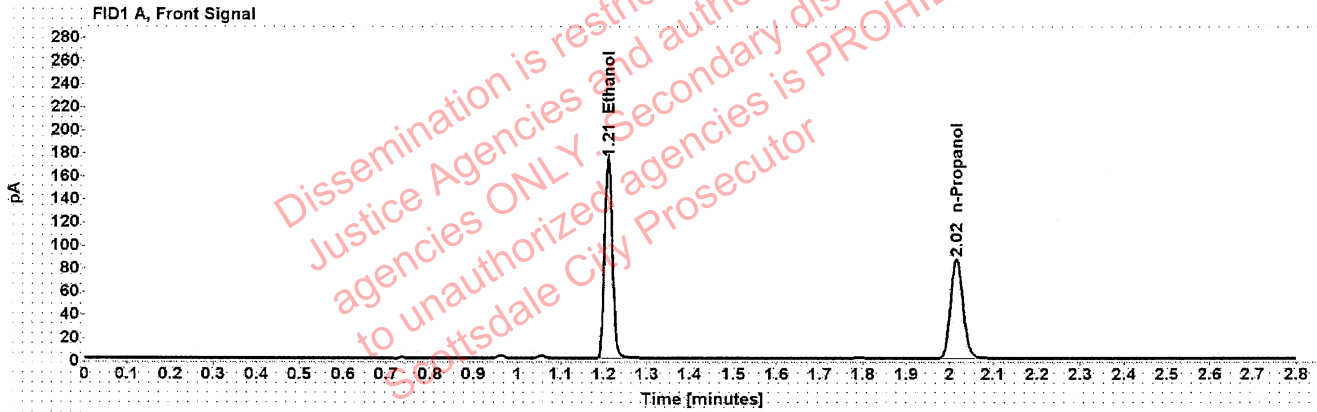


Table 1: FID 1 A (column DB-ALC1)

Compound	Amount (g/100mL)	Time (min)	Peak Area
>Ethanol	0.3501	1.210	219.678
n-Propanol	-----	2.017	171.404

Table 2: FID 2 B (column DB-ALC2)

Compound	Time (min)	Peak Area
Ethanol	1.374	282.217
n-Propanol	2.467	218.225

Scottsdale Police Department Crime Lab Volatiles Analysis

Sample: 1426249	Vial: 73
Description: [REDACTED]	LIMS ID: [REDACTED]
Method: ethanol quant.M	Sequence: 07Jun22
Instrument: US14173023 CN14160045	Injection date: 6/7/2022 8:32:17 PM
Data file: C:\Chem32\1\Data\07Jun22\73.D	Analyst: Abbott

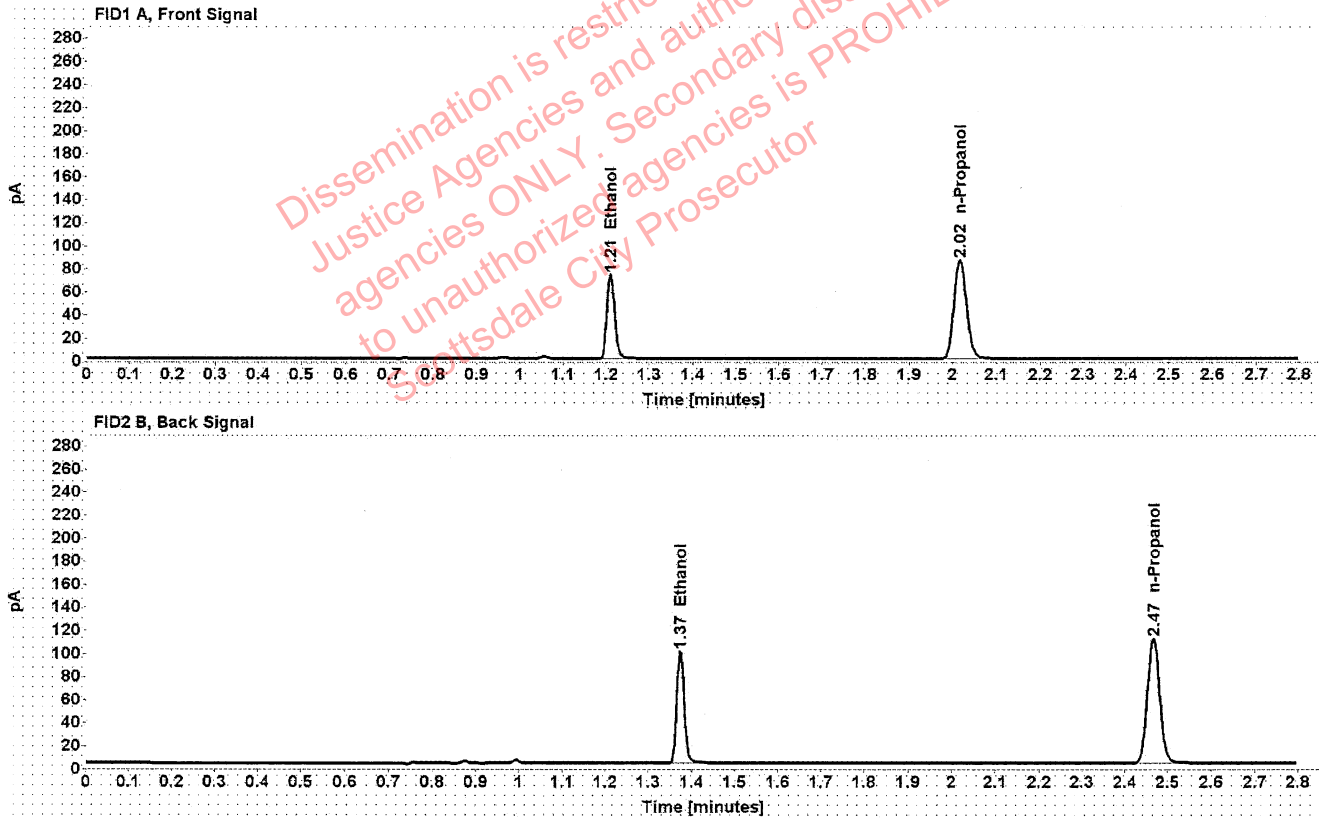


Table 1: FID 1 A (column DB-ALC1)

Compound	Amount (g/100mL)	Time (min)	Peak Area
>Ethanol	0.1498	1.210	93.368
n-Propanol	-----	2.017	170.375

Table 2: FID 2 B (column DB-ALC2)

Compound	Time (min)	Peak Area
Ethanol	1.374	118.841
n-Propanol	2.467	217.238

Scottsdale Police Department Crime Lab Volatiles Analysis

Sample:	1426249	Vial:	74
Description:	[REDACTED]	LIMS ID:	[REDACTED]
Method:	ethanol quant.M	Sequence:	07Jun22
Instrument:	US14173023 CN14160045	Injection date:	6/7/2022 8:36:17 PM
Data file:	C:\Chem32\1\Data\07Jun22\74.D	Analyst:	Abbott

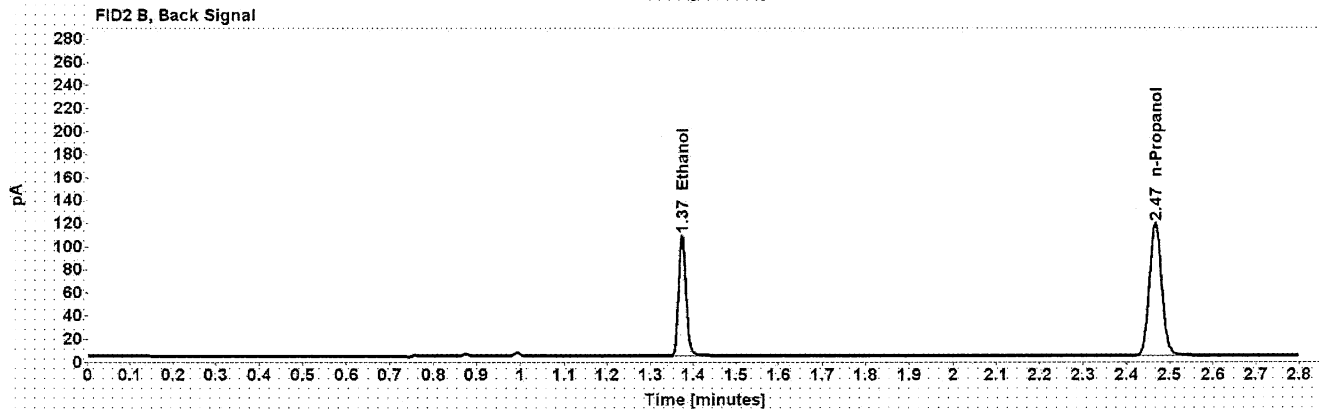
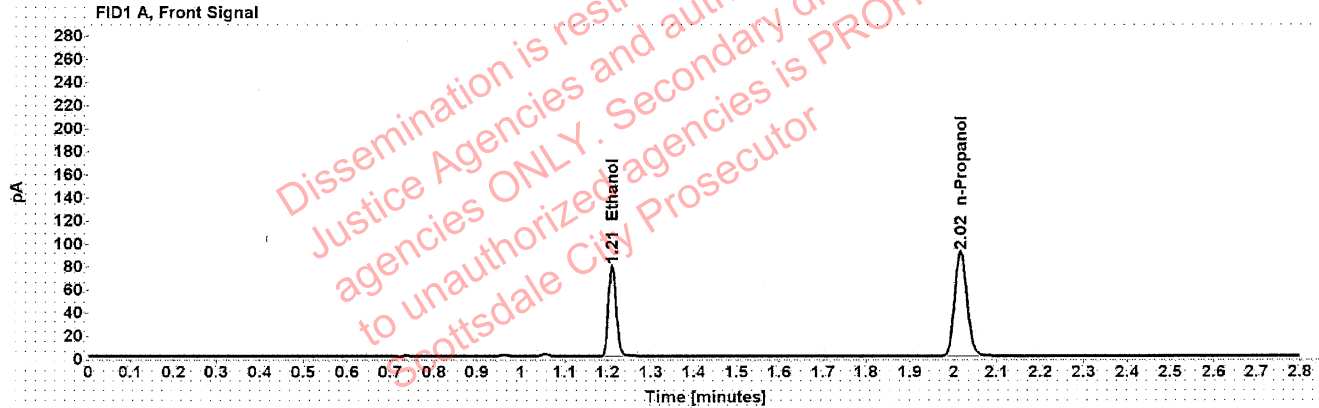


Table 1: FID 1 A (column DB-ALC1)

Compound	Amount (g/100mL)	Time (min)	Peak Area
>Ethanol	0.1511	1.210	99.882
n-Propanol	-----	2.016	180.685

Table 2: FID 2 B (column DB-ALC2)

Compound	Time (min)	Peak Area
Ethanol	1.374	127.410
n-Propanol	2.467	230.526