

# SCOTTSDALE POLICE DEPARTMENT CRIME LABORATORY BLOOD ALCOHOL FACE SHEET

ANALYSIS DATE 7/1/22 SEQUENCE NAME 01Jul22

**EQUIPMENT**

Pipettor  Hamilton ML600EH7497  Hamilton ML600GJ10749  
 Gas Chromatograph  Agilent US14173023

**INSTRUMENT CALIBRATION**

Vial 1 0.02 calibrator Lot FN10051909 Coefficient of determination (r<sup>2</sup>)  
 Vial 2 0.10 calibrator Lot FN05311902 1.00000  
 Vial 3 0.20 calibrator Lot FN02052101  
 Vial 4 0.40 calibrator Lot FN03052102

**CALIBRATION VERIFICATION AND RESOLUTION TEST**

Vial	Sample	Expected result	Measured result	Manufacturer/lot
5	Blank	Not detected	Not detected	SPD lab 032922AQ
6	Volatiles mix	6 compounds	6 compounds	SPD lab 050721MIX
7	Aqueous control	0.400 g/dL	0.402 g/dL	Lipomed 11092018-A
8	Aqueous control	0.040 g/dL	0.040 g/dL	Lipomed 14082019-B
9	Blood control	0.199 g/dL	0.205 g/dL	ACQ 4110320133/8
20	Aqueous control	0.080 g/dL	0.082 g/dL	Lipomed 20012020-B
31	Blood control	0.199 g/dL	0.207 g/dL	ACQ 4110320133/8
42	Aqueous control	0.080 g/dL	0.081 g/dL	Lipomed 20012020-B
53	Aqueous control	0.080 g/dL	0.081 g/dL	Lipomed 20012020-B
64	Aqueous control	0.400 g/dL	0.414 g/dL	Lipomed 11092018-A
65	Aqueous control	0.040 g/dL	0.041 g/dL	Lipomed 14082019-B
66	Blood control	0.199 g/dL	0.207 g/dL	ACQ 4110320133/8
67	Blank	Not detected	Not detected	SPD lab 101921WB

**SUBJECT SAMPLES**

Subjects in the sequence 25 Subjects requiring reanalysis 0

ADDITIONAL NOTES: All testing proceeded as expected.

Run valid   
 Run invalid

  
 Analyst

Run valid   
 Run invalid

  
 Technical Reviewer

# Scottsdale Police Department Crime Laboratory Sequence Quality Assurance Summary

PB

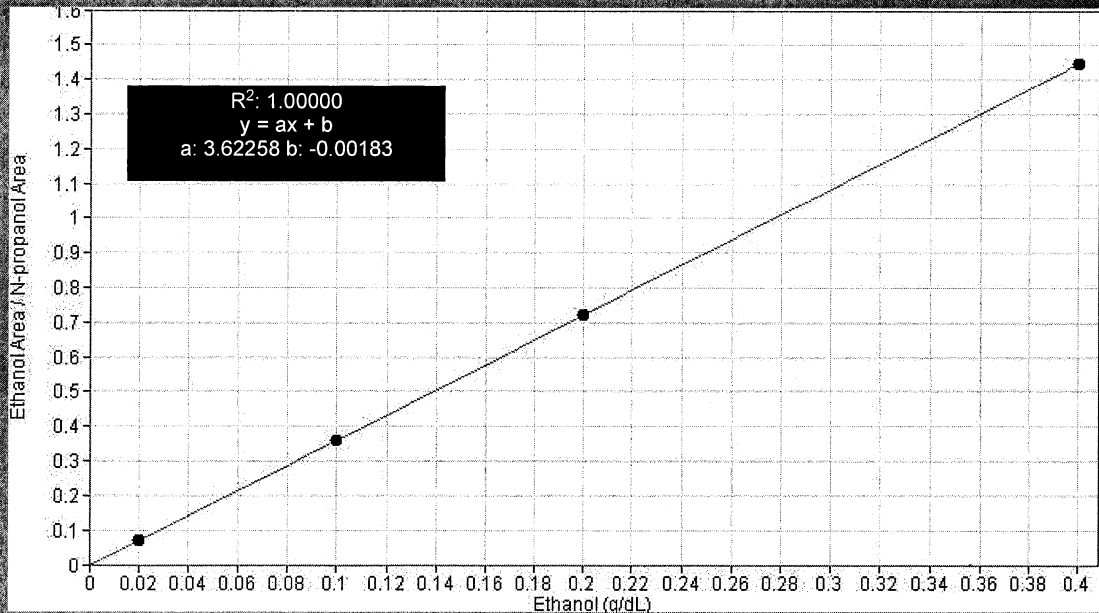
SEQUENCE NAME: 01Jul22

ANALYST: Brooke

Sample Name	Vial	Measured Value (g/dL)	Expected Value (g/dL)	Percent Difference	Absolute Difference (g/dL)
blank 032922AQ	5	negative	negative	-	-
0.400 11092018-A	7	0.402	0.400	0.50	0.002
0.040 14082019-B	8	0.040	0.040	0.00	0.000
0.199 4110320133/8	9	0.205	0.199	3.02	0.006
0.080 20012020-B	20	0.082	0.080	2.50	0.002
0.199 4110320133/8	31	0.207	0.199	4.02	0.008
0.080 20012020-B	42	0.081	0.080	1.25	0.001
0.080 20012020-B	53	0.081	0.080	1.25	0.001
0.400 11092018-A	64	0.414	0.400	3.50	0.014
0.040 14082019-B	65	0.041	0.040	2.50	0.001
0.199 4110320133/8	66	0.207	0.199	4.02	0.008
blank 101921WB	67	negative	negative	-	-

Calibrator	Ethanol Area	N-propanol Area	Ratio
0.020	11.378	160.679	0.071
0.100	58.916	163.720	0.360
0.200	117.924	163.069	0.723
0.400	232.612	160.745	1.447

**Calibration Line**



# Scottsdale Police Department Crime Lab Volatiles Analysis

<b>Sample:</b> FN10051909	<b>Vial:</b> 1
<b>Description:</b> 0.020 calibrator	<b>Sequence:</b> 01Jul22
<b>Method:</b> ethanol quant.M	<b>Injection date:</b> 7/1/2022 11:58:33 AM
<b>Instrument:</b> US14173023 CN14160045	<b>Analyst:</b> Brooke <span style="float: right;">PB</span>
<b>Data file:</b> C:\Chem32\1\Data\01Jul22\1.D	

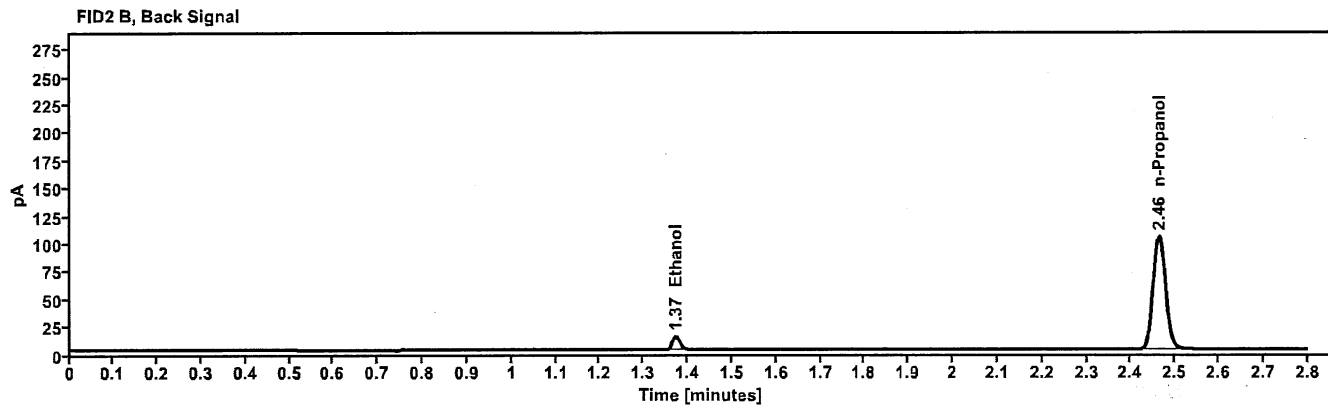
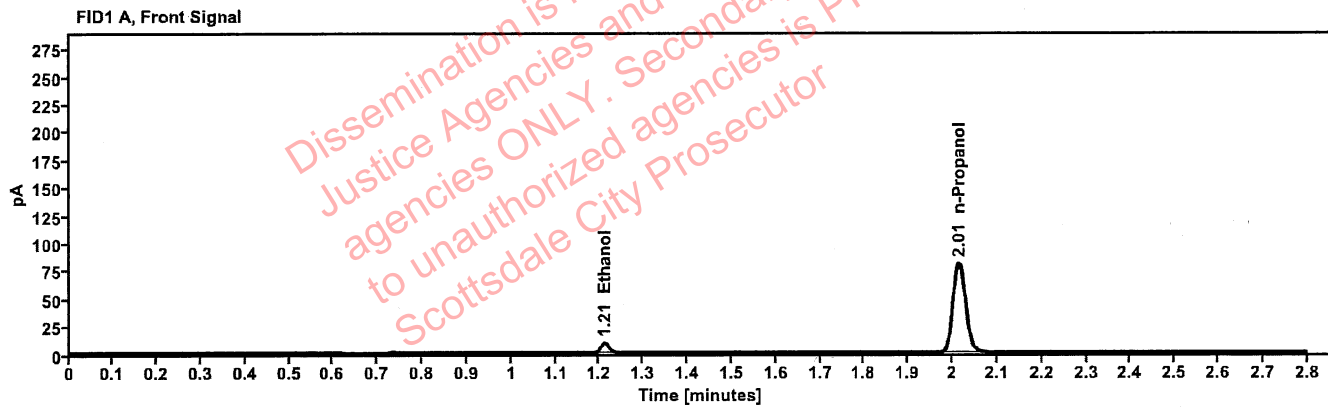


Table 1: FID 1 A (column DB-ALC1)

Compound	Time (min)	Peak Area
Ethanol	1.211	11.378
n-Propanol	2.014	160.679

Table 2: FID 2 B (column DB-ALC2)

Compound	Time (min)	Peak Area
Ethanol	1.373	14.463
n-Propanol	2.464	204.844

# Scottsdale Police Department Crime Lab Volatiles Analysis

<b>Sample:</b>	FN05311902	<b>Vial:</b>	2
<b>Description:</b>	0.100 calibrator	<b>Sequence:</b>	01Jul22
<b>Method:</b>	ethanol quant.M	<b>Injection date:</b>	7/1/2022 12:02:33 PM
<b>Instrument:</b>	US14173023 CN14160045	<b>Analyst:</b>	Brooke <i>YB</i>
<b>Data file:</b>	C:\Chem32\1\Data\01Jul22\2.D		

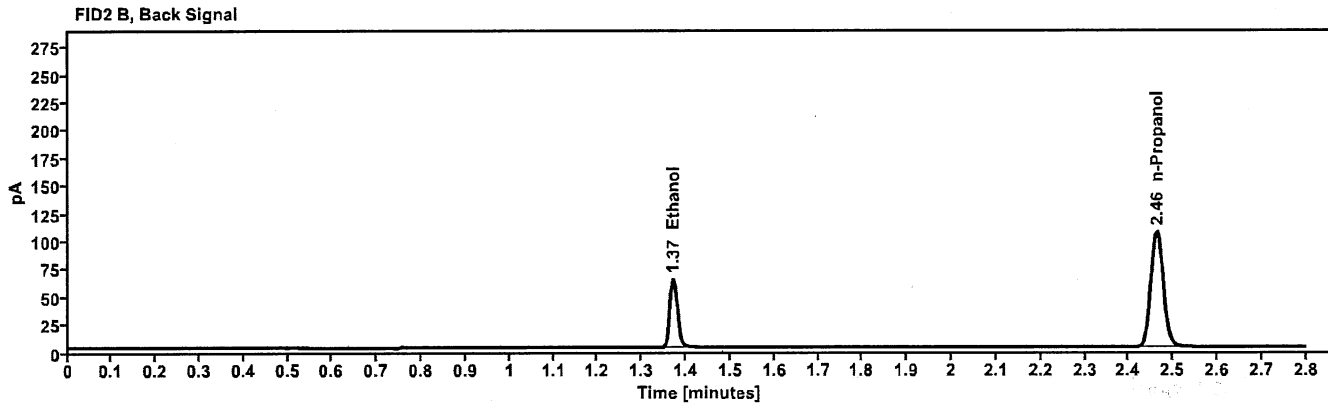
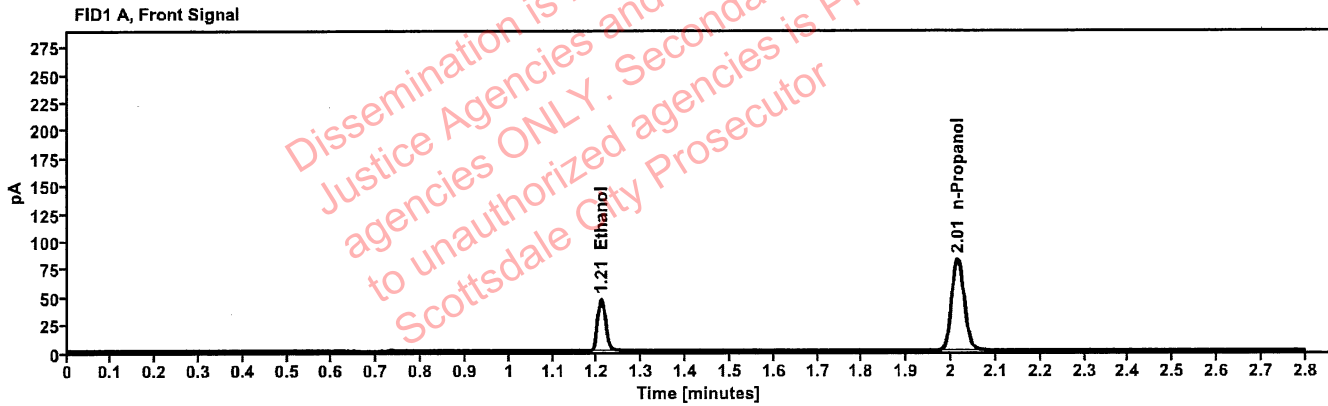


Table 1: FID 1 A (column DB-ALC1)

Compound	Time (min)	Peak Area
Ethanol	1.209	58.916
n-Propanol	2.014	163.720

Table 2: FID 2 B (column DB-ALC2)

Compound	Time (min)	Peak Area
Ethanol	1.371	75.045
n-Propanol	2.463	208.700

# Scottsdale Police Department Crime Lab Volatiles Analysis

<b>Sample:</b>	FN02052101	<b>Vial:</b>	3
<b>Description:</b>	0.200 calibrator	<b>Sequence:</b>	01Jul22
<b>Method:</b>	ethanol quant.M	<b>Injection date:</b>	7/1/2022 12:06:33 PM
<b>Instrument:</b>	US14173023 CN14160045	<b>Analyst:</b>	Brooke <i>JB</i>
<b>Data file:</b>	C:\Chem32\1\Data\01Jul22\3.D		

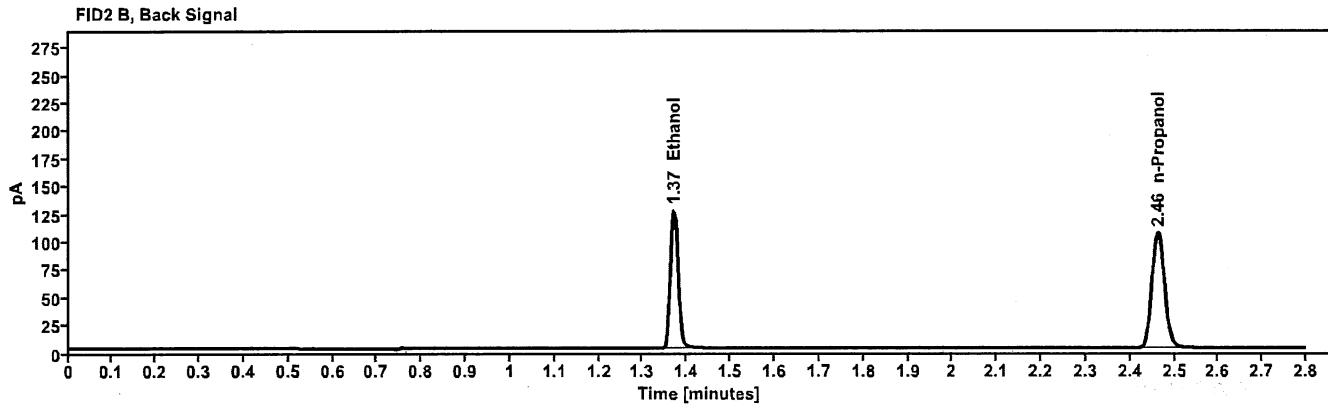
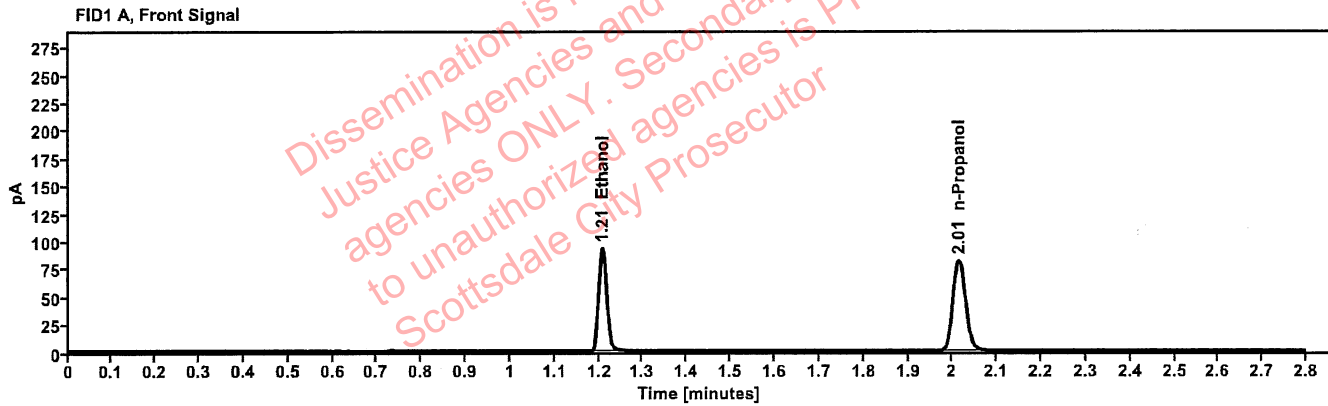


Table 1: FID 1 A (column DB-ALC1)

Compound	Time (min)	Peak Area
Ethanol	1.208	117.924
n-Propanol	2.014	163.069

Table 2: FID 2 B (column DB-ALC2)

Compound	Time (min)	Peak Area
Ethanol	1.370	150.438
n-Propanol	2.463	208.045

# Scottsdale Police Department Crime Lab Volatiles Analysis

<b>Sample:</b> FN03052102	<b>Vial:</b> 4
<b>Description:</b> 0.400 calibrator	<b>Sequence:</b> 01Jul22
<b>Method:</b> ethanol quant.M	<b>Injection date:</b> 7/1/2022 12:10:33 PM
<b>Instrument:</b> US14173023 CN14160045	<b>Analyst:</b> Brooke <span style="float: right;">RB</span>
<b>Data file:</b> C:\Chem32\1\Data\01Jul22\4.D	

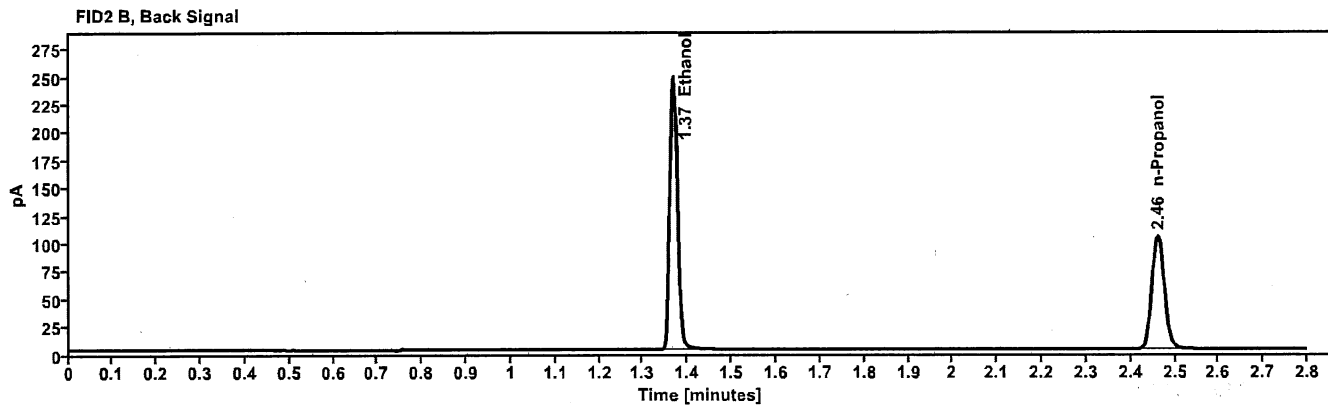
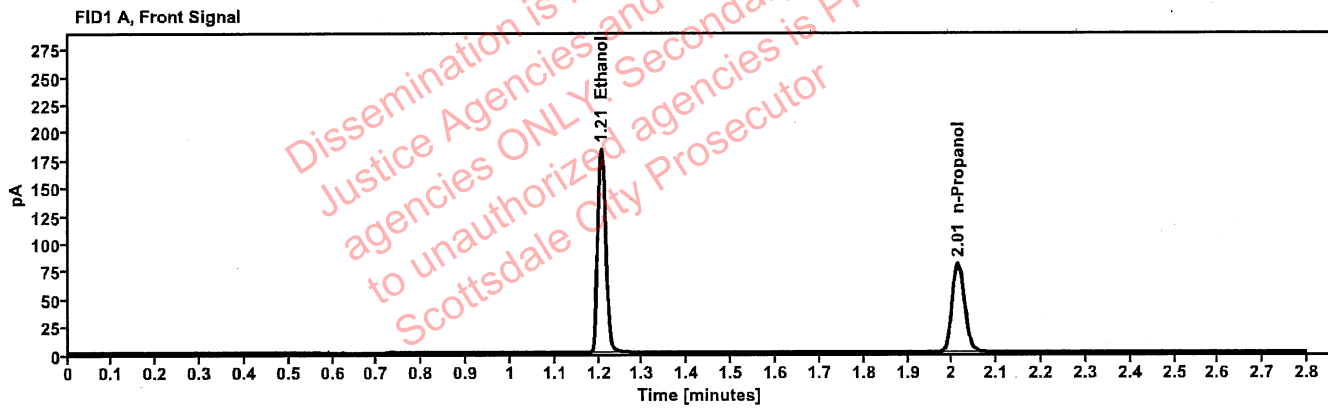


Table 1: FID 1 A (column DB-ALC1)

Compound	Time (min)	Peak Area
Ethanol	1.206	232.612
n-Propanol	2.013	160.745

Table 2: FID 2 B (column DB-ALC2)

Compound	Time (min)	Peak Area
Ethanol	1.368	298.078
n-Propanol	2.461	204.898

# Scottsdale Police Department Crime Lab Volatiles Analysis

<b>Sample:</b> 032922AQ	<b>Vial:</b> 5
<b>Description:</b> Negative	<b>LIMS ID:</b>
<b>Method:</b> ethanol quant.M	<b>Sequence:</b> 01Jul22
<b>Instrument:</b> US14173023 CN14160045	<b>Injection date:</b> 7/1/2022 12:14:33 PM <span style="float: right;">JBS</span>
<b>Data file:</b> C:\Chem32\1\Data\01Jul22\5.D	<b>Analyst:</b> Brooke

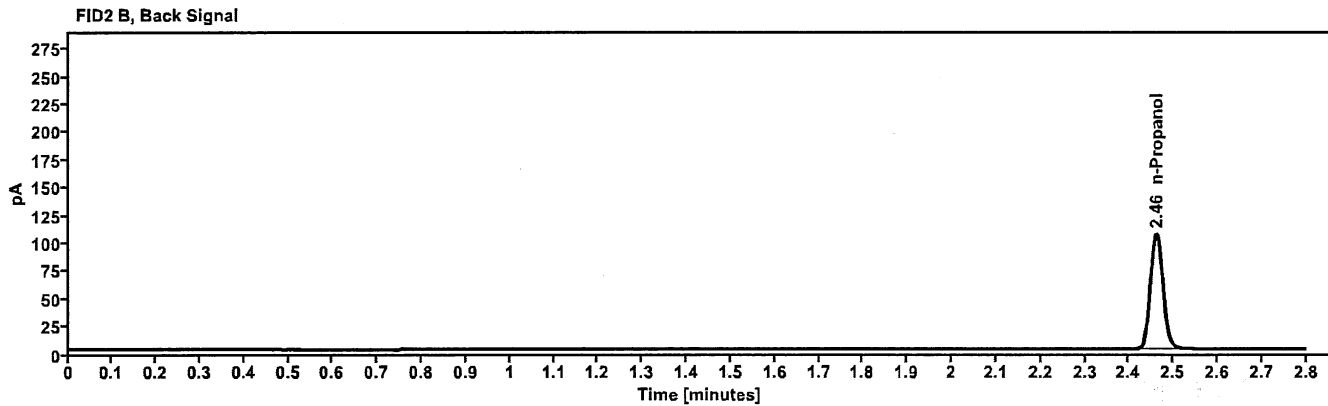
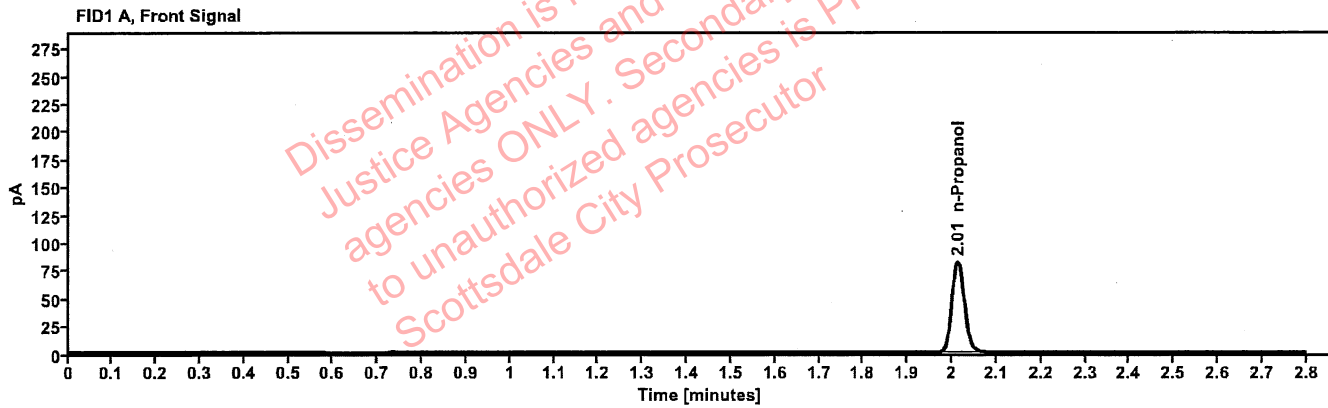


Table 1: FID 1 A (column DB-ALC1)

Compound	Amount (g/100mL)	Time (min)	Peak Area
n-Propanol	-----	2.013	163.600

Table 2: FID 2 B (column DB-ALC2)

Compound	Time (min)	Peak Area
n-Propanol	2.462	208.869

# Scottsdale Police Department Crime Lab Volatiles Analysis

<b>Sample:</b> 050721MIX	<b>Vial:</b> 6
<b>Description:</b> Volatiles mix	<b>LIMS ID:</b>
<b>Method:</b> ethanol quant.M	<b>Sequence:</b> 01Jul22 <span style="float: right;">BB</span>
<b>Instrument:</b> US14173023 CN14160045	<b>Injection date:</b> 7/1/2022 12:18:33 PM
<b>Data file:</b> C:\Chem32\1\Data\01Jul22\6.D	<b>Analyst:</b> Brooke

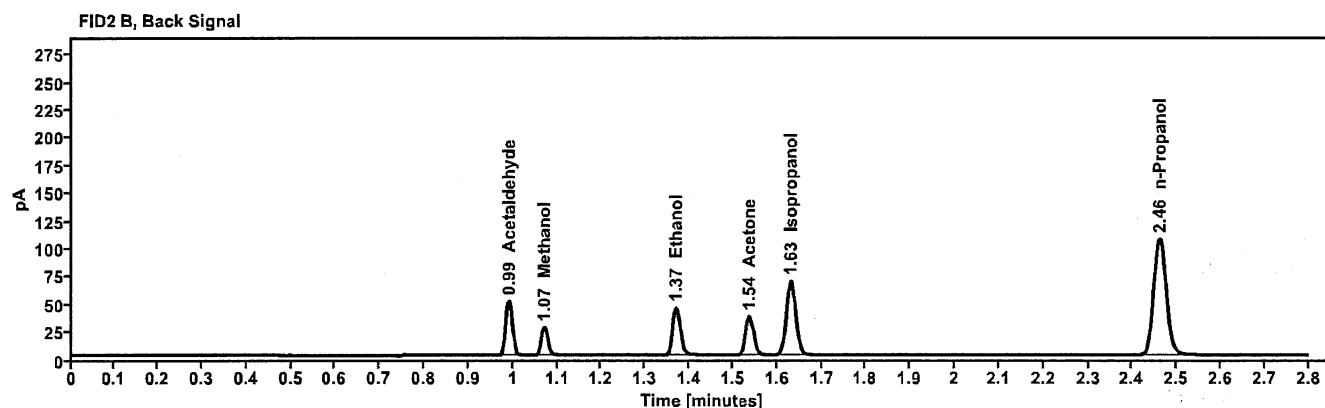
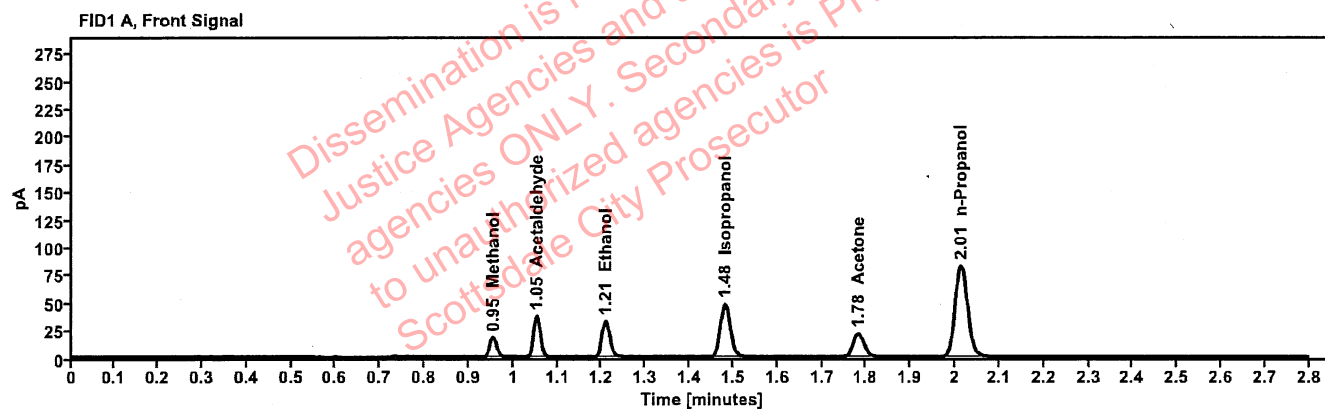


Table 1: FID 1 A (column DB-ALC1)

Compound	Amount (g/100mL)	Time (min)	Peak Area
Methanol	-----	0.955	20.134
Acetaldehyde	-----	1.053	41.017
>Ethanol	0.0694	1.208	41.138
Isopropanol	-----	1.481	76.860
Acetone	-----	1.782	36.323
n-Propanol	-----	2.013	164.752

Table 2: FID 2 B (column DB-ALC2)

Compound	Time (min)	Peak Area
Acetaldehyde	0.991	53.152
Methanol	1.071	26.192
Ethanol	1.369	52.479
Acetone	1.537	46.190
Isopropanol	1.631	99.574
n-Propanol	2.462	210.250



# Scottsdale Police Department Crime Lab Volatiles Analysis

Sample:	11092018-A	Vial:	7
Description:	0.400	LIMS ID:	YBS
Method:	ethanol quant.M	Sequence:	01Jul22
Instrument:	US14173023 CN14160045	Injection date:	7/1/2022 12:22:48 PM
Data file:	C:\Chem32\1\Data\01Jul22\7.D	Analyst:	Brooke

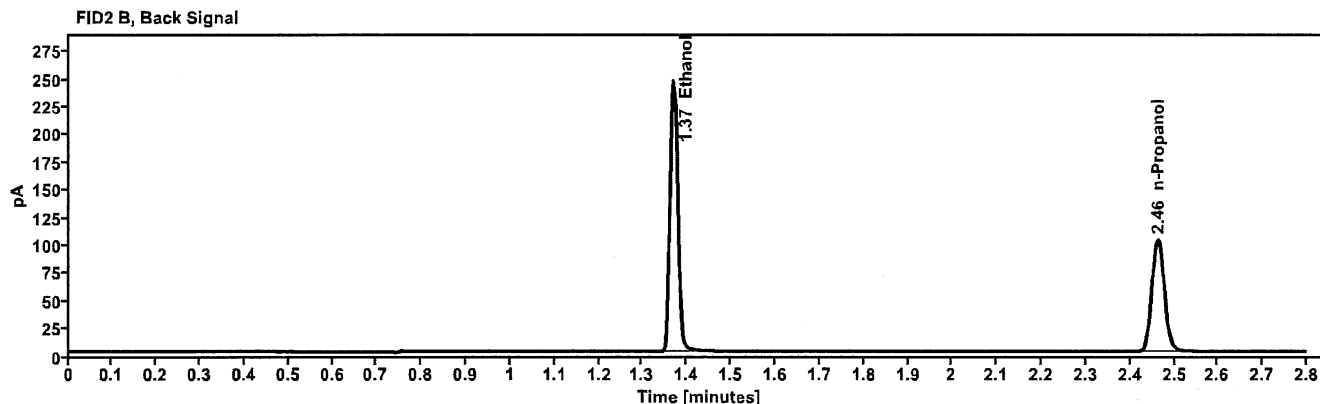
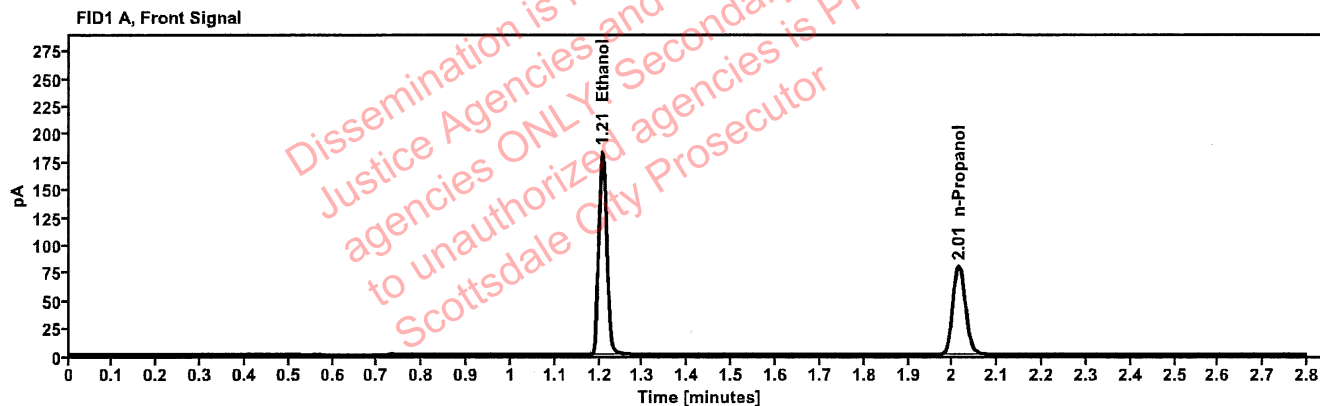


Table 1: FID 1 A (column DB-ALC1)

Compound	Amount (g/100mL)	Time (min)	Peak Area
>Ethanol	0.4022	1.207	231.303
n-Propanol	-----	2.014	158.952

Table 2: FID 2 B (column DB-ALC2)

Compound	Time (min)	Peak Area
Ethanol	1.370	296.235
n-Propanol	2.463	202.770

# Scottsdale Police Department Crime Lab Volatiles Analysis

<b>Sample:</b>	14082019-B	<b>Vial:</b>	8
<b>Description:</b>	0.040	<b>LIMS ID:</b>	
<b>Method:</b>	ethanol quant.M	<b>Sequence:</b>	01Jul22 <span style="float: right;">700</span>
<b>Instrument:</b>	US14173023 CN14160045	<b>Injection date:</b>	7/1/2022 12:26:48 PM
<b>Data file:</b>	C:\Chem32\1\Data\01Jul22\8.D	<b>Analyst:</b>	Brooke

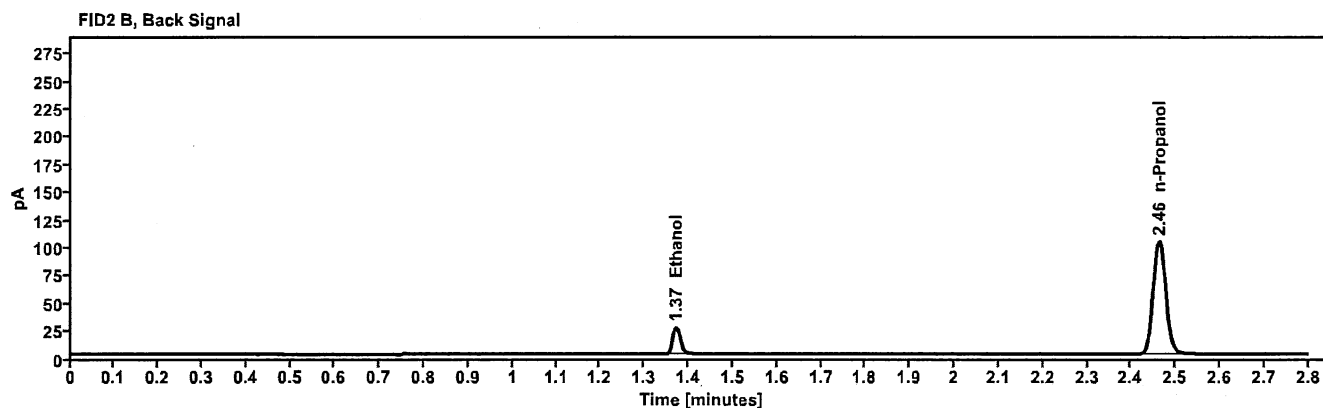
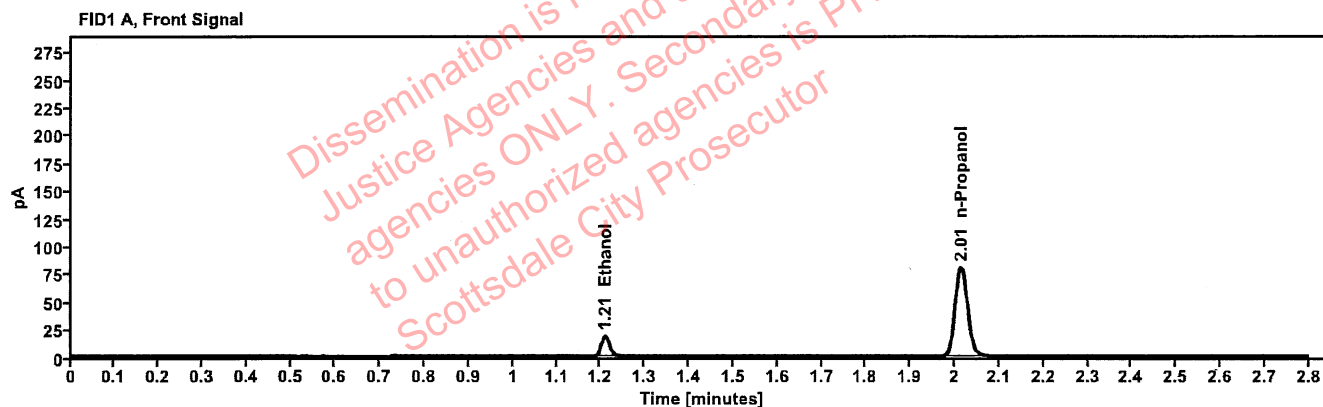


Table 1: FID 1 A (column DB-ALC1)

Compound	Amount (g/100mL)	Time (min)	Peak Area
>Ethanol	0.0406	1.210	23.247
n-Propanol	-----	2.014	160.158

Table 2: FID 2 B (column DB-ALC2)

Compound	Time (min)	Peak Area
Ethanol	1.372	29.679
n-Propanol	2.463	204.216

# Scottsdale Police Department Crime Lab Volatiles Analysis

<b>Sample:</b> 4110320133/8	<b>Vial:</b> 9
<b>Description:</b> 0.199	<b>LIMS ID:</b> <span style="float: right;">AB</span>
<b>Method:</b> ethanol quant.M	<b>Sequence:</b> 01Jul22
<b>Instrument:</b> US14173023 CN14160045	<b>Injection date:</b> 7/1/2022 12:30:49 PM
<b>Data file:</b> C:\Chem32\1\Data\01Jul22\9.D	<b>Analyst:</b> Brooke

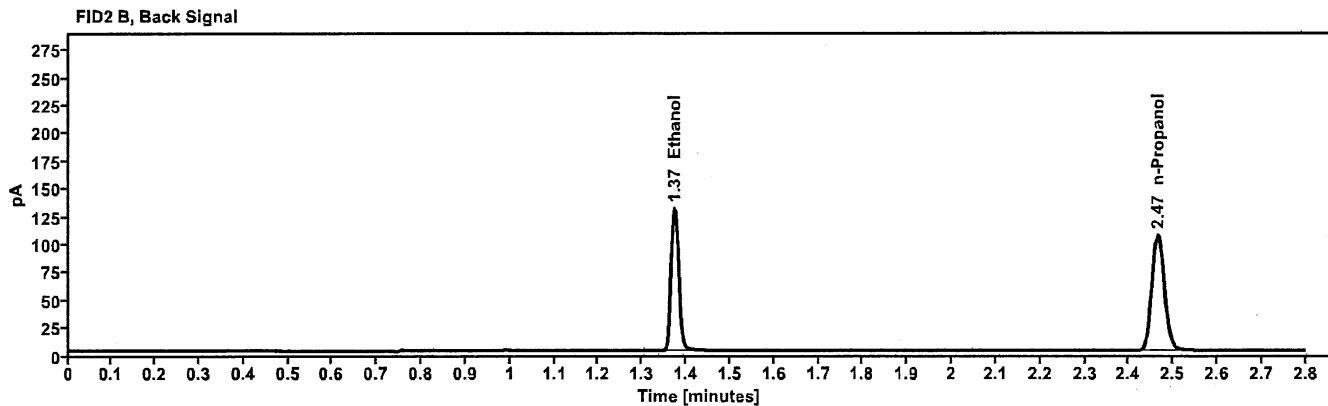
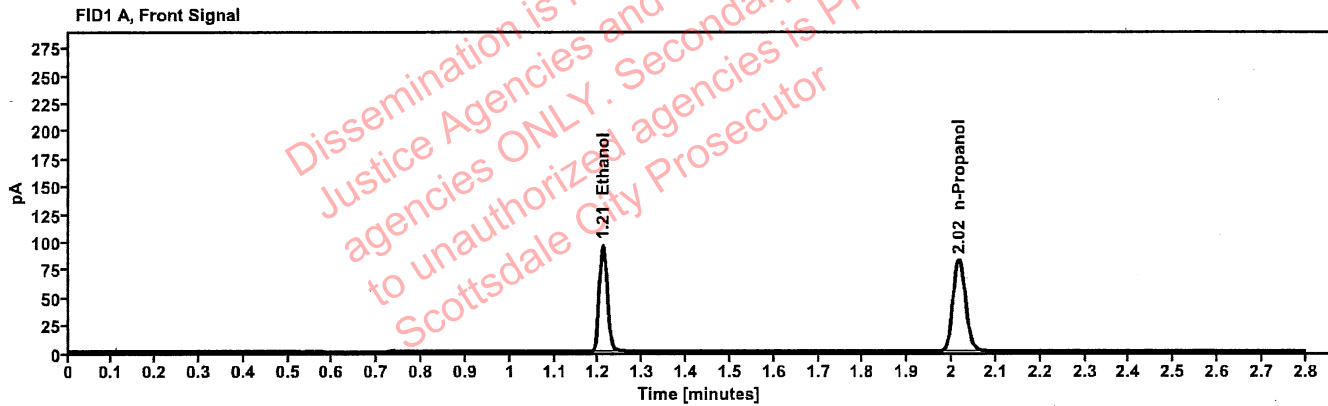


Table 1: FID 1 A (column DB-ALC1)

Compound	Amount (g/100mL)	Time (min)	Peak Area
>Ethanol	0.2051	1.209	121.629
n-Propanol	—	2.016	164.135

Table 2: FID 2 B (column DB-ALC2)

Compound	Time (min)	Peak Area
Ethanol	1.373	155.324
n-Propanol	2.466	209.273

# Scottsdale Police Department Crime Lab Volatiles Analysis

<b>Sample:</b>	20012020-B	<b>Vial:</b>	20
<b>Description:</b>	0.080	<b>LIMS ID:</b>	78
<b>Method:</b>	ethanol quant.M	<b>Sequence:</b>	01Jul22
<b>Instrument:</b>	US14173023 CN14160045	<b>Injection date:</b>	7/1/2022 1:15:19 PM
<b>Data file:</b>	C:\Chem32\1\Data\01Jul22\20.D	<b>Analyst:</b>	Brooke

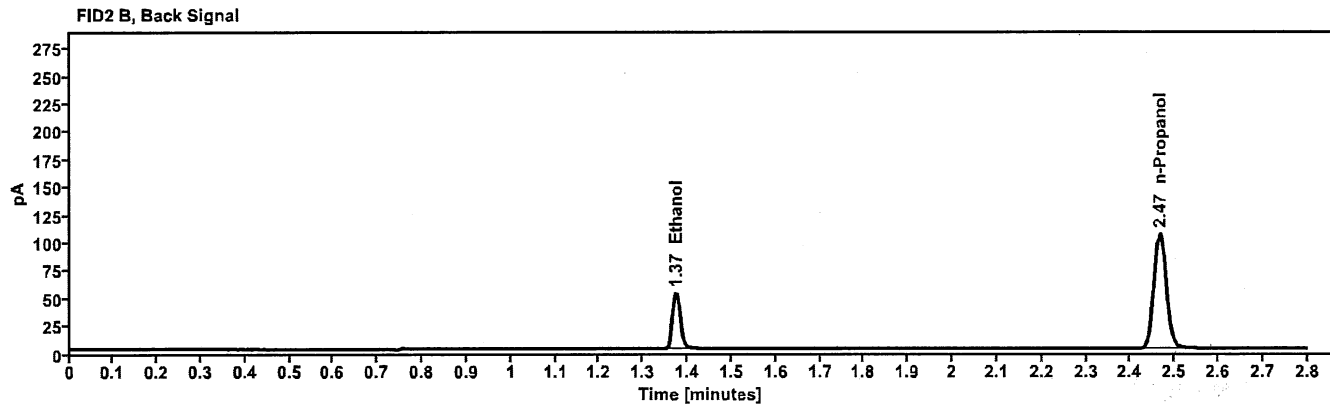
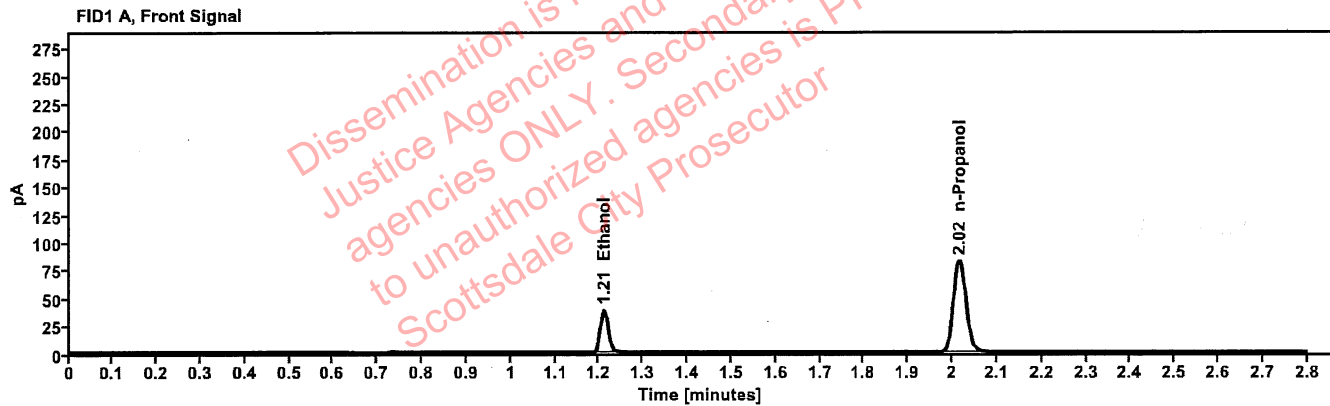


Table 1: FID 1 A (column DB-ALC1)

Compound	Amount (g/100mL)	Time (min)	Peak Area
>Ethanol	0.0821	1.211	48.403
n-Propanol	---	2.016	163.820

Table 2: FID 2 B (column DB-ALC2)

Compound	Time (min)	Peak Area
Ethanol	1.374	61.556
n-Propanol	2.466	208.561

# Scottsdale Police Department Crime Lab Volatiles Analysis

<b>Sample:</b>	4110320133/8	<b>Vial:</b>	31
<b>Description:</b>	0.199	<b>LIMS ID:</b>	
<b>Method:</b>	ethanol quant.M	<b>Sequence:</b>	01Jul22 <span style="float: right;">7/3</span>
<b>Instrument:</b>	US14173023 CN14160045	<b>Injection date:</b>	7/1/2022 1:59:49 PM
<b>Data file:</b>	C:\Chem32\1\Data\01Jul22\31.D	<b>Analyst:</b>	Brooke

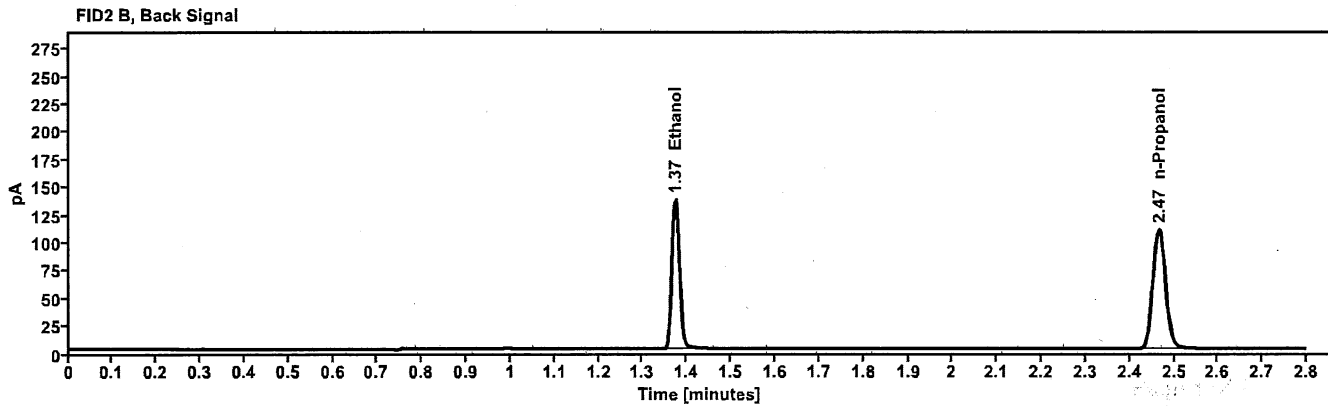
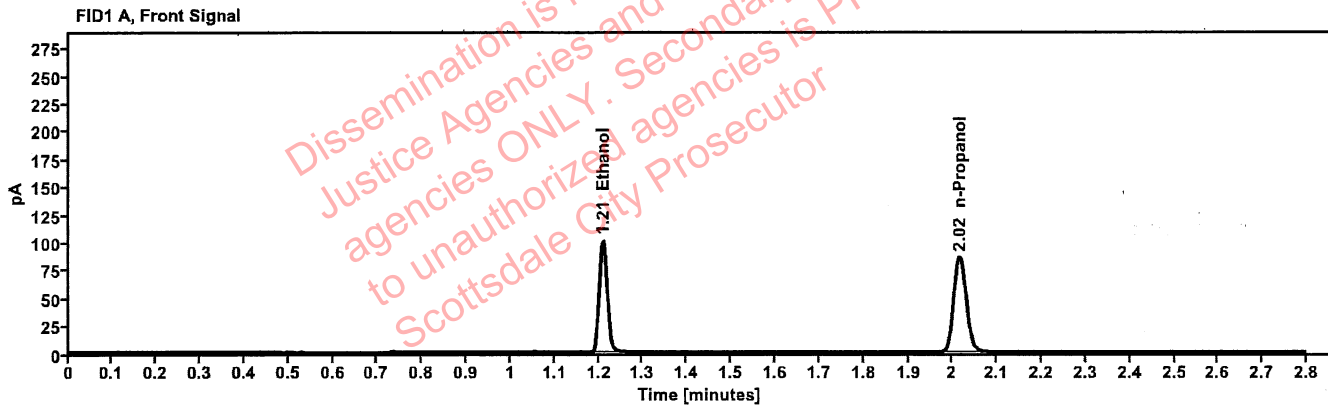


Table 1: FID 1 A (column DB-ALC1)

Compound	Amount (g/100mL)	Time (min)	Peak Area
>Ethanol	0.2077	1.210	128.052
n-Propanol	---	2.016	170.572

Table 2: FID 2 B (column DB-ALC2)

Compound	Time (min)	Peak Area
Ethanol	1.373	163.369
n-Propanol	2.466	217.293

# Scottsdale Police Department Crime Lab Volatiles Analysis

Sample:	20012020-B	Vial:	42
Description:	0.080	LIMS ID:	73
Method:	ethanol quant.M	Sequence:	01Jul22
Instrument:	US14173023 CN14160045	Injection date:	7/1/2022 2:44:05 PM
Data file:	C:\Chem32\1\Data\01Jul22\42.D	Analyst:	Brooke

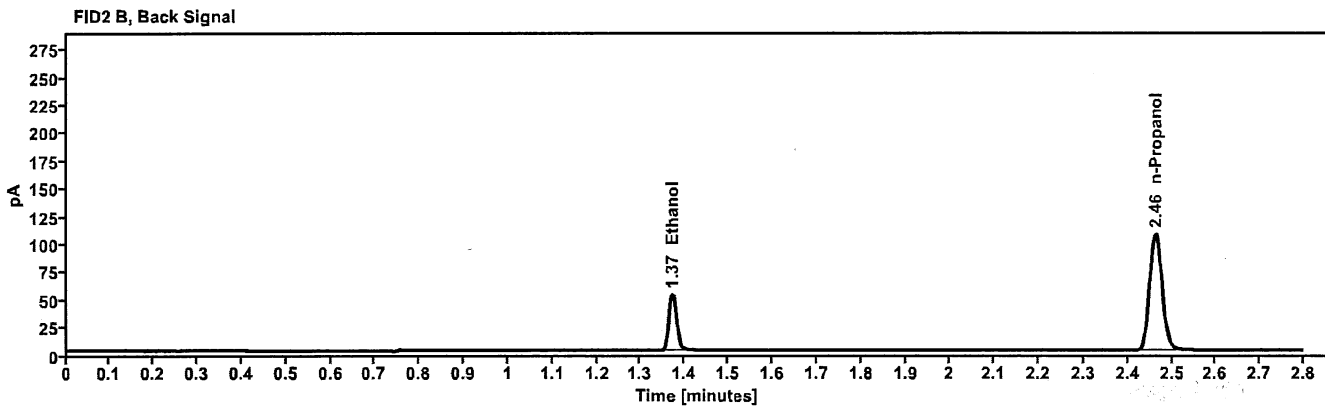
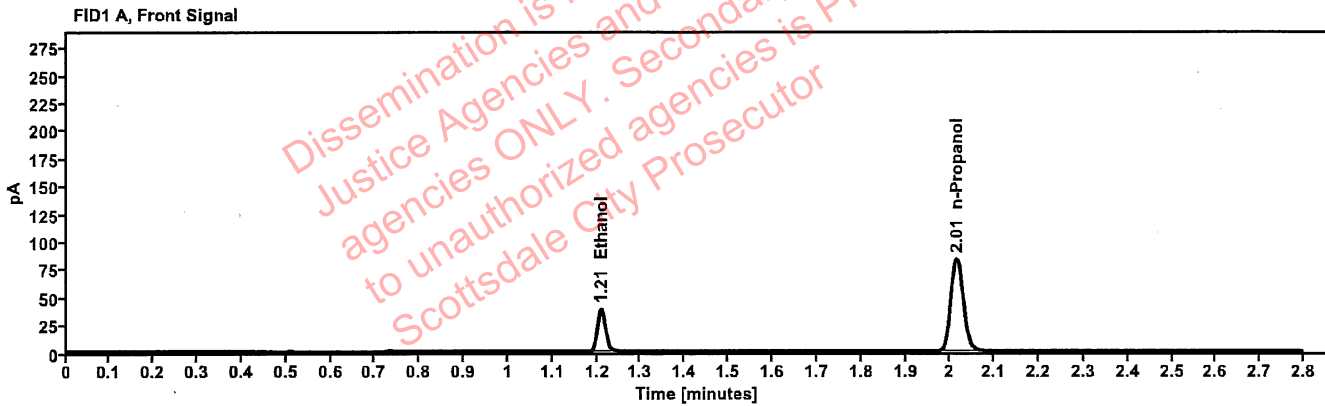


Table 1: FID 1 A (column DB-ALC1)

Compound	Amount (g/100mL)	Time (min)	Peak Area
>Ethanol	0.0814	1.209	48.743
n-Propanol	-----	2.014	166.256

Table 2: FID 2 B (column DB-ALC2)

Compound	Time (min)	Peak Area
Ethanol	1.372	62.133
n-Propanol	2.464	211.796

# Scottsdale Police Department Crime Lab Volatiles Analysis

<b>Sample:</b>	20012020-B	<b>Vial:</b>	53
<b>Description:</b>	0.080	<b>LIMS ID:</b>	AB
<b>Method:</b>	ethanol quant.M	<b>Sequence:</b>	01Jul22
<b>Instrument:</b>	US14173023 CN14160045	<b>Injection date:</b>	7/1/2022 3:28:33 PM
<b>Data file:</b>	C:\Chem32\1\Data\01Jul22\53.D	<b>Analyst:</b>	Brooke

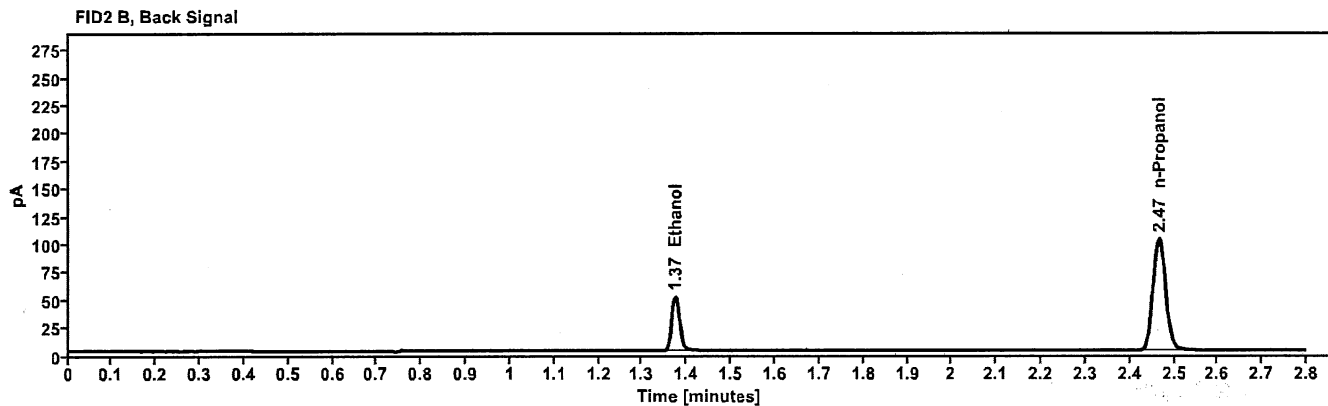
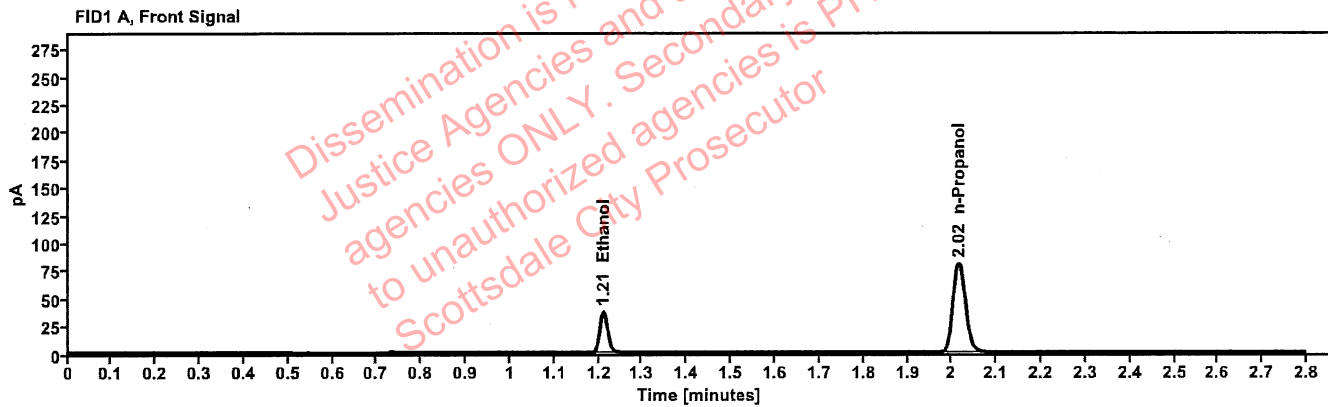


Table 1: FID 1 A (column DB-ALC1)

Compound	Amount (g/100mL)	Time (min)	Peak Area
>Ethanol	0.0818	1.211	47.053
n-Propanol	-----	2.016	159.730

Table 2: FID 2 B (column DB-ALC2)

Compound	Time (min)	Peak Area
Ethanol	1.374	59.784
n-Propanol	2.466	203.282

# Scottsdale Police Department Crime Lab Volatiles Analysis

<b>Sample:</b>	11092018-A	<b>Vial:</b>	64
<b>Description:</b>	0.400	<b>LIMS ID:</b>	108
<b>Method:</b>	ethanol quant.M	<b>Sequence:</b>	01Jul22
<b>Instrument:</b>	US14173023 CN14160045	<b>Injection date:</b>	7/1/2022 4:13:04 PM
<b>Data file:</b>	C:\Chem32\1\Data\01Jul22\64.D	<b>Analyst:</b>	Brooke

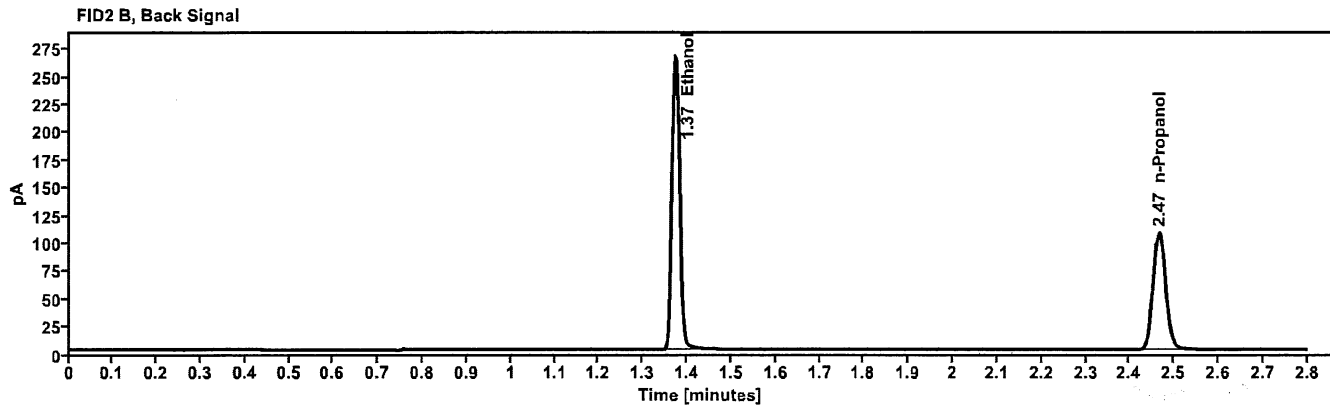
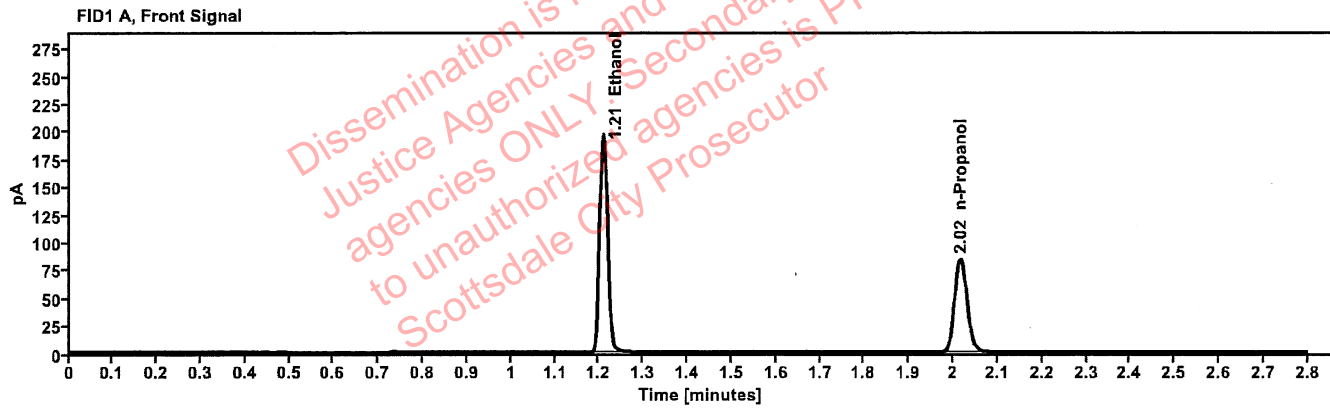


Table 1: FID 1 A (column DB-ALC1)

Compound	Amount (g/100mL)	Time (min)	Peak Area
>Ethanol	0.4147	1.209	250.042
n-Propanol	-----	2.016	166.656

Table 2: FID 2 B (column DB-ALC2)

Compound	Time (min)	Peak Area
Ethanol	1.373	320.438
n-Propanol	2.466	211.826



# Scottsdale Police Department Crime Lab Volatiles Analysis

Sample:	14082019-B	Vial:	65
Description:	0.040	LIMS ID:	
Method:	ethanol quant.M	Sequence:	01Jul22 <span style="float: right;">RB</span>
Instrument:	US14173023 CN14160045	Injection date:	7/1/2022 4:17:03 PM
Data file:	C:\Chem32\1\Data\01Jul22\65.D	Analyst:	Brooke

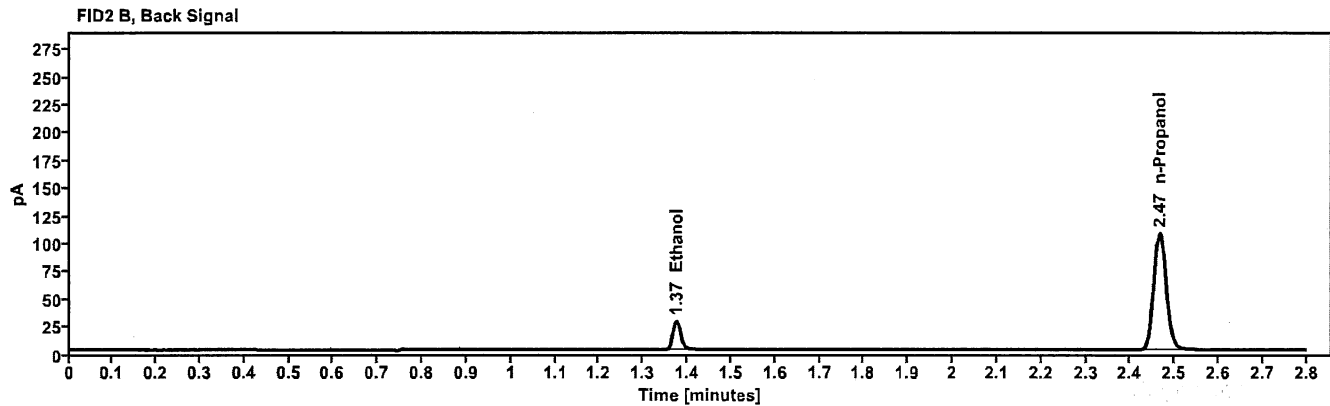
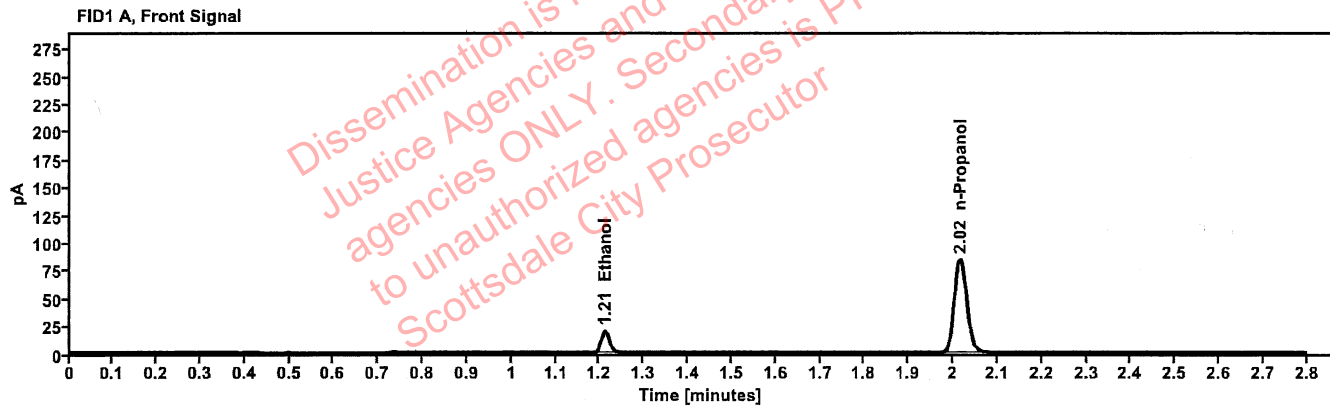


Table 1: FID 1 A (column DB-ALC1)

Compound	Amount (g/100mL)	Time (min)	Peak Area
>Ethanol	0.0416	1.212	24.827
n-Propanol	-----	2.016	166.905

Table 2: FID 2 B (column DB-ALC2)

Compound	Time (min)	Peak Area
Ethanol	1.375	31.644
n-Propanol	2.466	212.616

# Scottsdale Police Department Crime Lab Volatiles Analysis

<b>Sample:</b> 4110320133/8	<b>Vial:</b> 66
<b>Description:</b> 0.199	<b>LIMS ID:</b> <span style="float: right;">PB</span>
<b>Method:</b> ethanol quant.M	<b>Sequence:</b> 01Jul22
<b>Instrument:</b> US14173023 CN14160045	<b>Injection date:</b> 7/1/2022 4:21:05 PM
<b>Data file:</b> C:\Chem32\1\Data\01Jul22\66.D	<b>Analyst:</b> Brooke

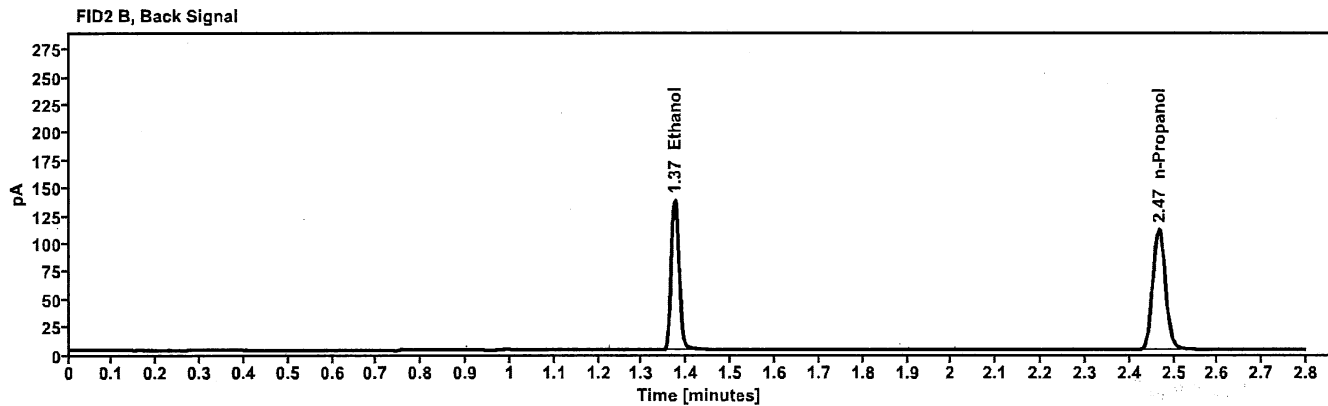
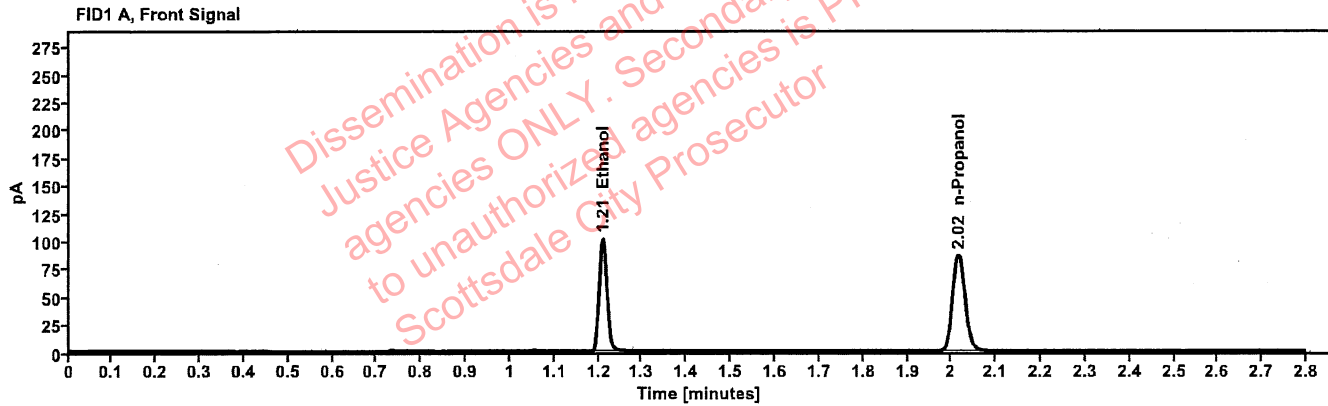


Table 1: FID 1 A (column DB-ALC1)

Compound	Amount (g/100mL)	Time (min)	Peak Area
>Ethanol	0.2072	1.210	128.885
n-Propanol	---	2.016	172.092

Table 2: FID 2 B (column DB-ALC2)

Compound	Time (min)	Peak Area
Ethanol	1.373	164.174
n-Propanol	2.466	219.389

# Scottsdale Police Department Crime Lab Volatiles Analysis

<b>Sample:</b>	101921WB	<b>Vial:</b>	67
<b>Description:</b>	Negative	<b>LIMS ID:</b>	YB
<b>Method:</b>	ethanol quant.M	<b>Sequence:</b>	01Jul22
<b>Instrument:</b>	US14173023 CN14160045	<b>Injection date:</b>	7/1/2022 4:25:18 PM
<b>Data file:</b>	C:\Chem32\1\Data\01Jul22\67.D	<b>Analyst:</b>	Brooke

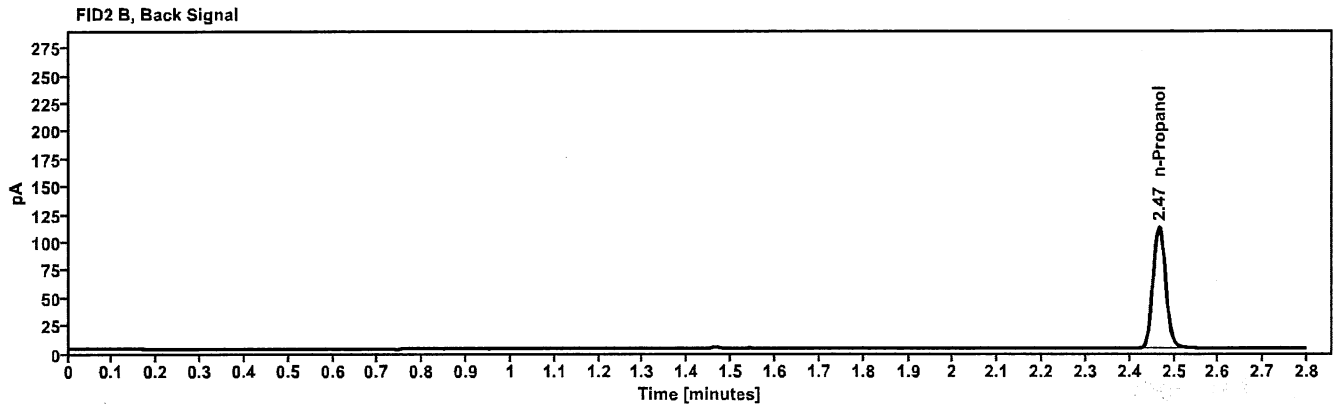
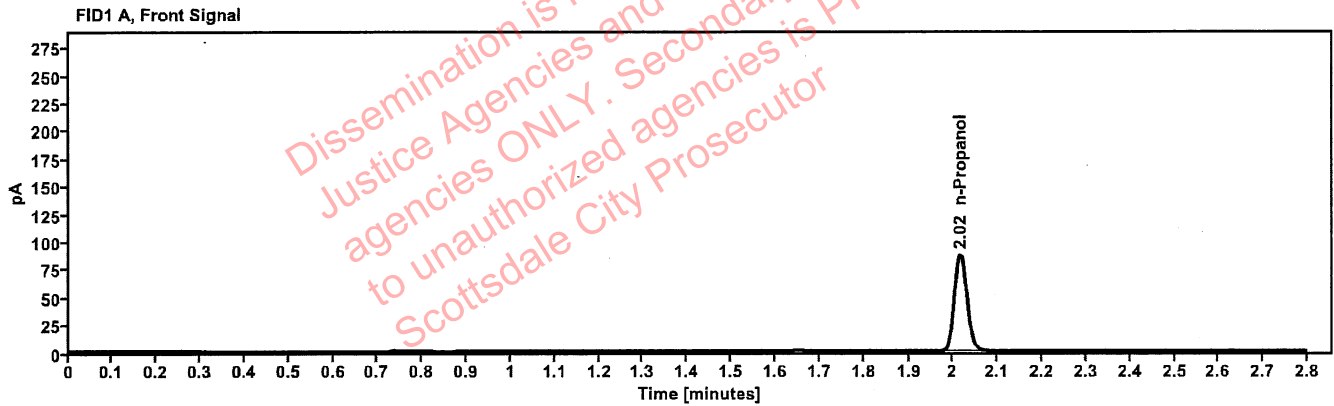


Table 1: FID 1 A (column DB-ALC1)

Compound	Amount (g/100mL)	Time (min)	Peak Area
n-Propanol	---	2.016	172.666

Table 2: FID 2 B (column DB-ALC2)

Compound	Time (min)	Peak Area
n-Propanol	2.466	220.729

# Sequence Summary

PB

Sequence name: 01Jul22 Instrument: US14173023 CN14160045 Analyst: Brooke

Vial	Sample	Description	Type	LIMS ID	Method
1	FN10051909	0.020 calibrator	Calibration		ethanol quant.M
2	FN05311902	0.100 calibrator	Calibration		ethanol quant.M
3	FN02052101	0.200 calibrator	Calibration		ethanol quant.M
4	FN03052102	0.400 calibrator	Calibration		ethanol quant.M
5	032922AQ	Negative	Control		ethanol quant.M
6	050721MIX	Volatiles mix	Control		ethanol quant.M
7	11092018-A	0.400	Control		ethanol quant.M
8	14082019-B	0.040	Control		ethanol quant.M
9	4110320133/8	0.199	Control		ethanol quant.M
10	1151057		Sample		ethanol quant.M
11	1151057		Sample		ethanol quant.M
12	1426247		Sample		ethanol quant.M
13	1426247		Sample		ethanol quant.M
14	1426871		Sample		ethanol quant.M
15	1426871		Sample		ethanol quant.M
16	1395177		Sample		ethanol quant.M
17	1395177		Sample		ethanol quant.M
18	1401739		Sample		ethanol quant.M
19	1401739		Sample		ethanol quant.M
20	20012020-B	0.080	Control		ethanol quant.M
21	1426975		Sample		ethanol quant.M
22	1426975		Sample		ethanol quant.M
23	1426987		Sample		ethanol quant.M
24	1426987		Sample		ethanol quant.M
25	1426727		Sample		ethanol quant.M
26	1426727		Sample		ethanol quant.M
27	1425001		Sample		ethanol quant.M
28	1425001		Sample		ethanol quant.M
29	1427352		Sample		ethanol quant.M
30	1427352		Sample		ethanol quant.M
31	4110320133/8	0.199	Control		ethanol quant.M
32	40301CB		Sample		ethanol quant.M
33	40301CB		Sample		ethanol quant.M
34	16901NU		Sample		ethanol quant.M
35	16901NU		Sample		ethanol quant.M
36	1425012		Sample		ethanol quant.M
37	1425012		Sample		ethanol quant.M
38	1426964		Sample		ethanol quant.M
39	1426964		Sample		ethanol quant.M
40	1427069		Sample		ethanol quant.M
41	1427069		Sample		ethanol quant.M
42	20012020-B	0.080	Control		ethanol quant.M
43	1427072		Sample		ethanol quant.M
44	1427072		Sample		ethanol quant.M
45	1427031		Sample		ethanol quant.M
46	1427031		Sample		ethanol quant.M
47	1427048		Sample		ethanol quant.M

# Sequence Summary

FB

48	1427048		Sample		ethanol quant.M
49	1427468		Sample		ethanol quant.M
50	1427468		Sample		ethanol quant.M
51	1427458		Sample		ethanol quant.M
52	1427458		Sample		ethanol quant.M
53	20012020-B	0.080	Control		ethanol quant.M
54	1427567		Sample		ethanol quant.M
55	1427567		Sample		ethanol quant.M
56	1427697		Sample		ethanol quant.M
57	1427697		Sample		ethanol quant.M
58	1427856		Sample		ethanol quant.M
59	1427856		Sample		ethanol quant.M
60	1427012		Sample		ethanol quant.M
61	1427012		Sample		ethanol quant.M
62	1428673		Sample		ethanol quant.M
63	1428673		Sample		ethanol quant.M
64	11092018-A	0.400	Control		ethanol quant.M
65	14082019-B	0.040	Control		ethanol quant.M
66	4110320133/8	0.199	Control		ethanol quant.M
67	101921WB	Negative	Control		ethanol quant.M

Dissemination is restricted to Criminal Justice Agencies and authorized agencies ONLY. Secondary dissemination to unauthorized agencies is PROHIBITED.

# Scottsdale Police Department Crime Laboratory Summary of Cases

FB

SEQUENCE NAME: 01Jul22

ANALYST: Brooke

Vials	Test 1 (g/dL)	Test 2 (g/dL)	Mean (g/dL)	Percent Difference*	Absolute Difference (g/dL)*
10 11	0.1399	0.1409	0.14040	0.36	0.00050
12 13	0.1546	0.1536	0.15410	0.32	0.00050
14 15	0.2159	0.2183	0.21710	0.55	0.00120
16 17	0.2835	0.2824	0.28295	0.19	0.00055
18 19	0.1145	0.1144	0.11445	0.04	0.00005
21 22	0.2375	0.2382	0.23785	0.15	0.00035
23 24	0.1311	0.1320	0.13155	0.34	0.00045
25 26	0.1671	0.1665	0.16680	0.18	0.00030
27 28	0.0887	0.0879	0.08830	0.45	0.00040
29 30	0.1952	0.1925	0.19385	0.70	0.00135
32 33	0.1236	0.1239	0.12375	0.12	0.00015
34 35	0.1397	0.1399	0.13980	0.07	0.00010
36 37	0.2407	0.2398	0.24025	0.19	0.00045
38 39	0.0879	0.0875	0.08770	0.23	0.00020
40 41	0.1300	0.1323	0.13115	0.88	0.00115
43 44	0.1335	0.1322	0.13285	0.49	0.00065
45 46	0.4099	0.4111	0.41050	0.15	0.00060
47 48	0.2577	0.2588	0.25825	0.21	0.00055
49 50	0.1881	0.1872	0.18765	0.24	0.00045
51 52	0.1897	0.1910	0.19035	0.34	0.00065
54 55	0.1602	0.1619	0.16105	0.53	0.00085
56 57	0.3662	0.3687	0.36745	0.34	0.00125
58 59	0.1397	0.1402	0.13995	0.18	0.00025
60 61	0.2221	0.2223	0.22220	0.05	0.00010
62 63	0.1678	0.1699	0.16885	0.62	0.00105

\*Calculated differences are differences from the mean of the two results.



### Scottsdale Police Department Crime Lab Volatiles Analysis

Sample:	1151057	Vial:	10
Description:	[REDACTED]	LIMS ID:	[REDACTED]
Method:	ethanol quant.M	Sequence:	01Jul22
Instrument:	US14173023 CN14160045	Injection date:	7/1/2022 12:34:48 PM
Data file:	C:\Chem32\1\Data\01Jul22\10.D	Analyst:	Brooke

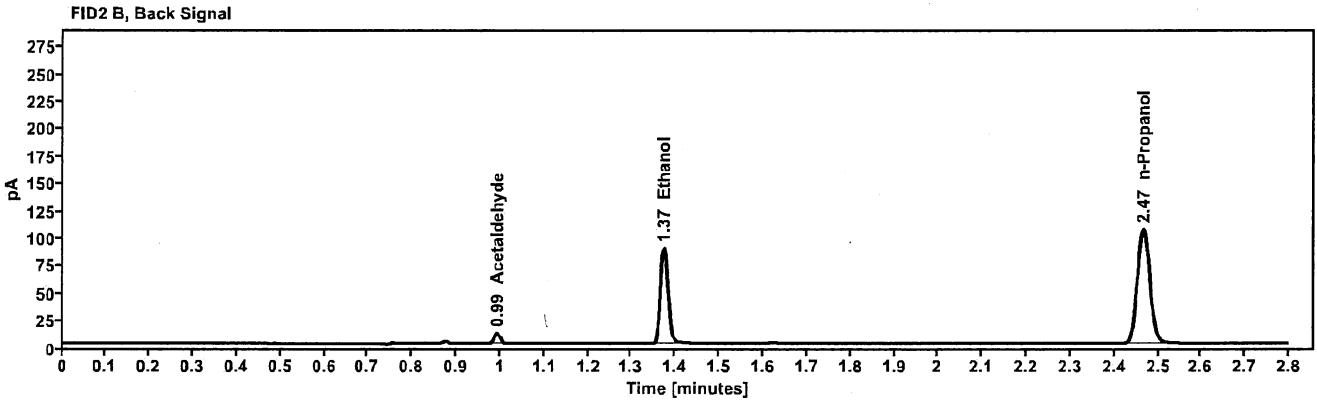
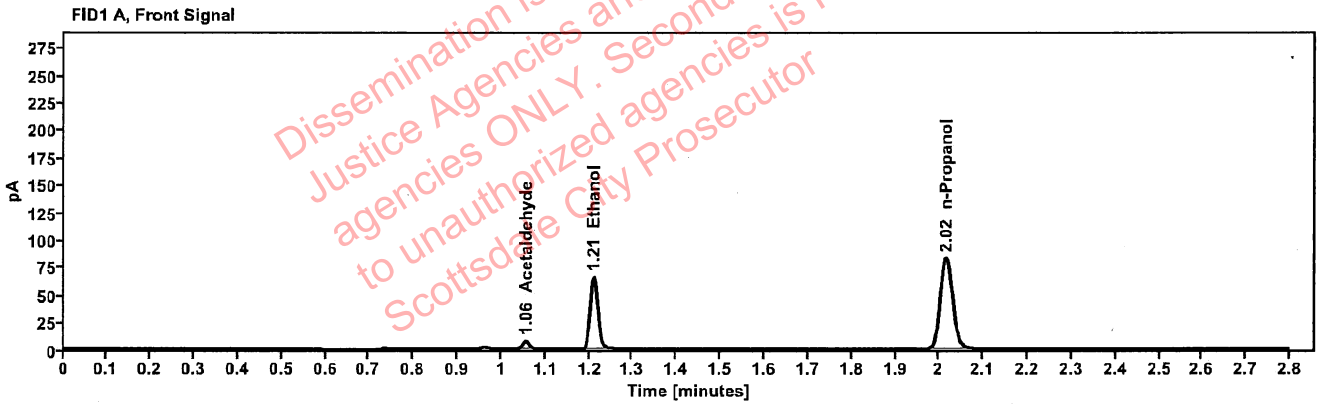


Table 1: FID 1 A (column DB-ALC1)

Compound	Amount (g/100mL)	Time (min)	Peak Area
Acetaldehyde	-----	1.055	7.450
>Ethanol	0.1399	1.210	82.929
n-Propanol	-----	2.016	164.280

Table 2: FID 2 B (column DB-ALC2)

Compound	Time (min)	Peak Area
Acetaldehyde	0.992	9.670
Ethanol	1.374	105.727
n-Propanol	2.466	209.854



### Scottsdale Police Department Crime Lab Volatiles Analysis

Sample:	1151057	Vial:	11
Description:		LIMS ID:	
Method:	ethanol quant.M	Sequence:	01Jul22
Instrument:	US14173023 CN14160045	Injection date:	7/1/2022 12:38:49 PM
Data file:	C:\Chem32\1\Data\01Jul22\11.D	Analyst:	Brooke

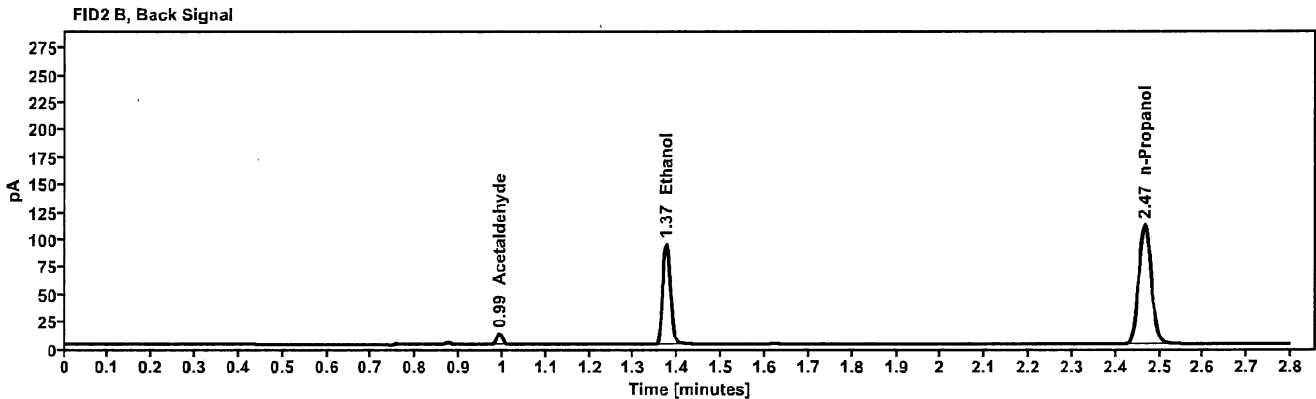
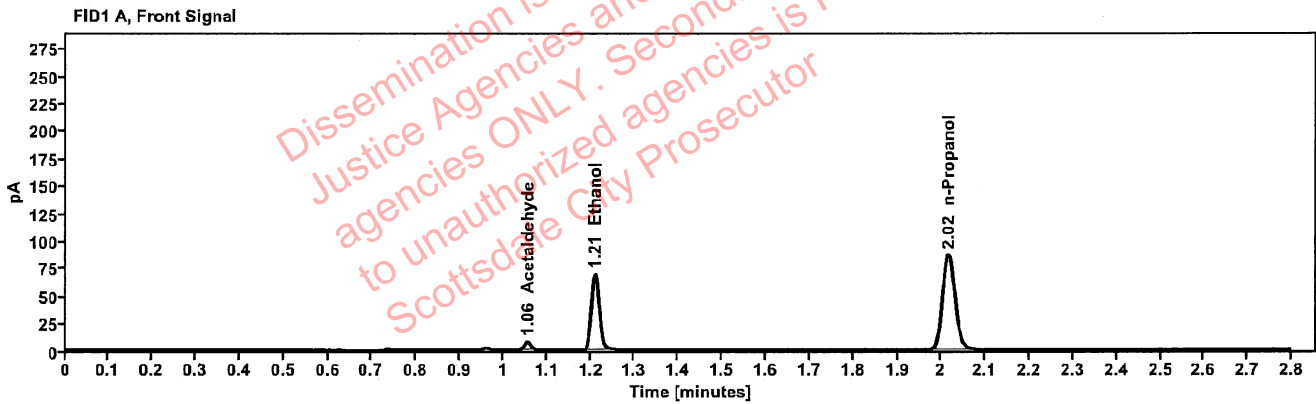


Table 1: FID 1 A (column DB-ALC1)

Compound	Amount (g/100mL)	Time (min)	Peak Area
Acetaldehyde	-----	1.055	7.524
>Ethanol	0.1409	1.210	87.433
n-Propanol	-----	2.016	171.943

Table 2: FID 2 B (column DB-ALC2)

Compound	Time (min)	Peak Area
Acetaldehyde	0.992	9.797
Ethanol	1.374	111.411
n-Propanol	2.466	219.550

### Scottsdale Police Department Crime Lab Volatiles Analysis

Sample:	1426247	Vial:	12
Description:		LIMS ID:	
Method:	ethanol quant.M	Sequence:	01Jul22
Instrument:	US14173023 CN14160045	Injection date:	7/1/2022 12:42:49 PM
Data file:	C:\Chem32\1\Data\01Jul22\12.D	Analyst:	Brooke

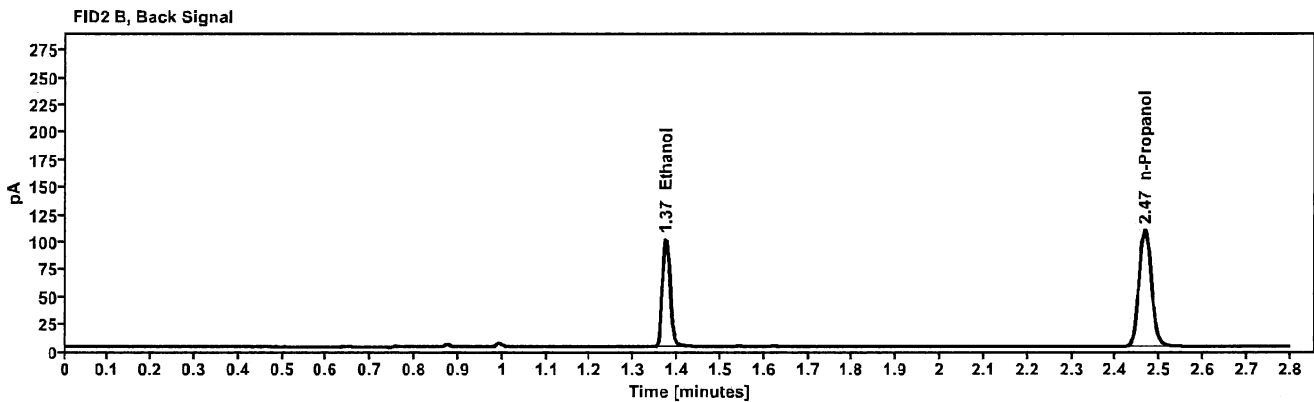
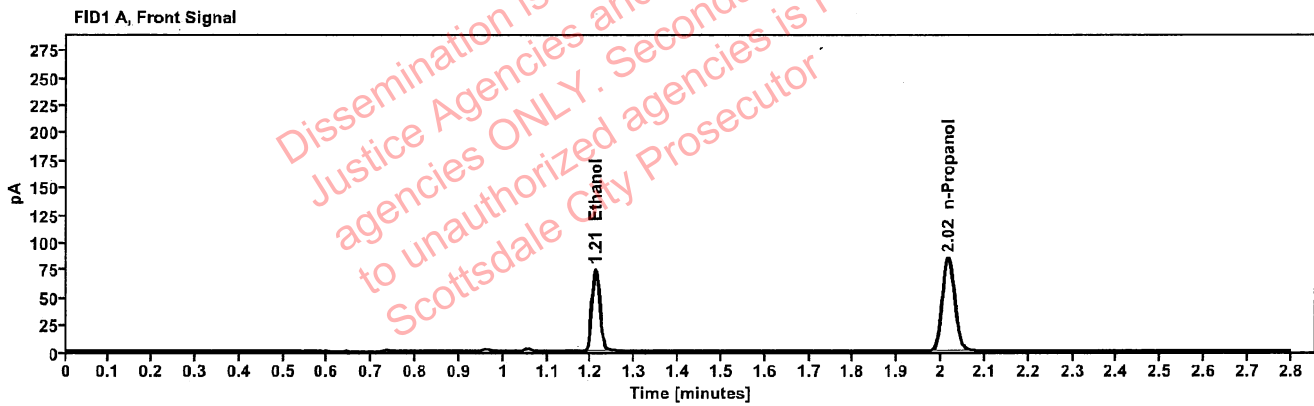


Table 1: FID 1 A (column DB-ALC1)

Compound	Amount (g/100mL)	Time (min)	Peak Area
>Ethanol	0.1546	1.210	93.723
n-Propanol	-----	2.016	167.894

Table 2: FID 2 B (column DB-ALC2)

Compound	Time (min)	Peak Area
Ethanol	1.374	119.670
n-Propanol	2.466	214.241

### Scottsdale Police Department Crime Lab Volatiles Analysis

Sample:	1426247	Vial:	13
Description:	[REDACTED]	LIMS ID:	[REDACTED]
Method:	ethanol quant.M	Sequence:	01Jul22
Instrument:	US14173023 CN14160045	Injection date:	7/1/2022 12:47:04 PM
Data file:	C:\Chem32\1\Data\01Jul22\13.D	Analyst:	Brooke

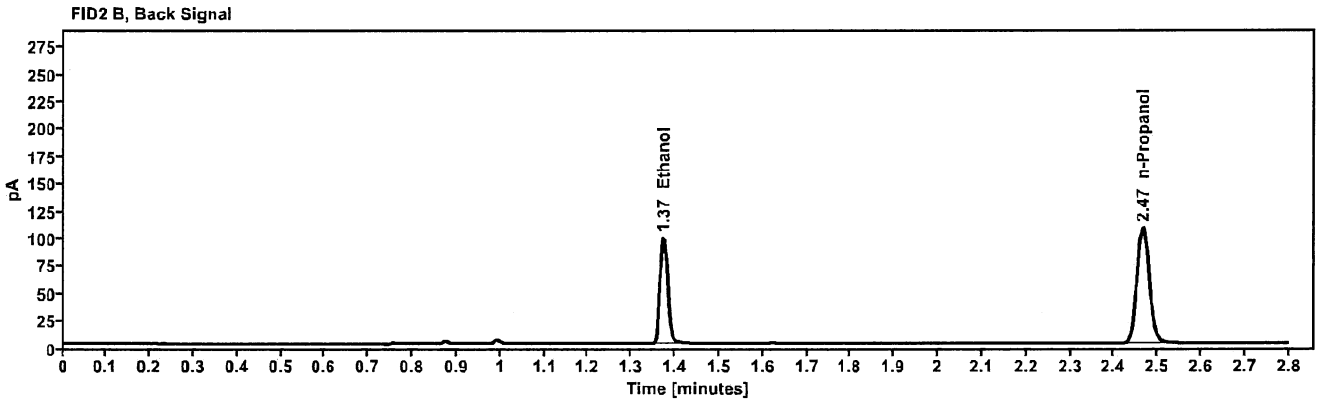
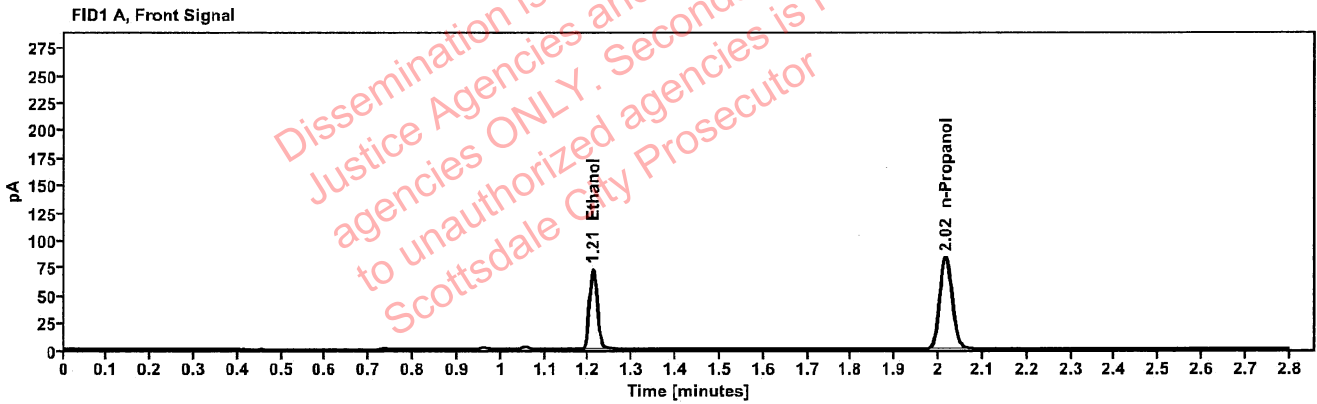


Table 1: FID 1 A (column DB-ALC1)

Compound	Amount (g/100mL)	Time (min)	Peak Area
>Ethanol	0.1536	1.210	91.934
n-Propanol	---	2.016	165.817

Table 2: FID 2 B (column DB-ALC2)

Compound	Time (min)	Peak Area
Ethanol	1.373	116.966
n-Propanol	2.466	211.398

### Scottsdale Police Department Crime Lab Volatiles Analysis

Sample:	1426871	Vial:	14
Description:		LIMS ID:	
Method:	ethanol quant.M	Sequence:	01Jul22
Instrument:	US14173023 CN14160045	Injection date:	7/1/2022 12:51:04 PM
Data file:	C:\Chem32\1\Data\01Jul22\14.D	Analyst:	Brooke

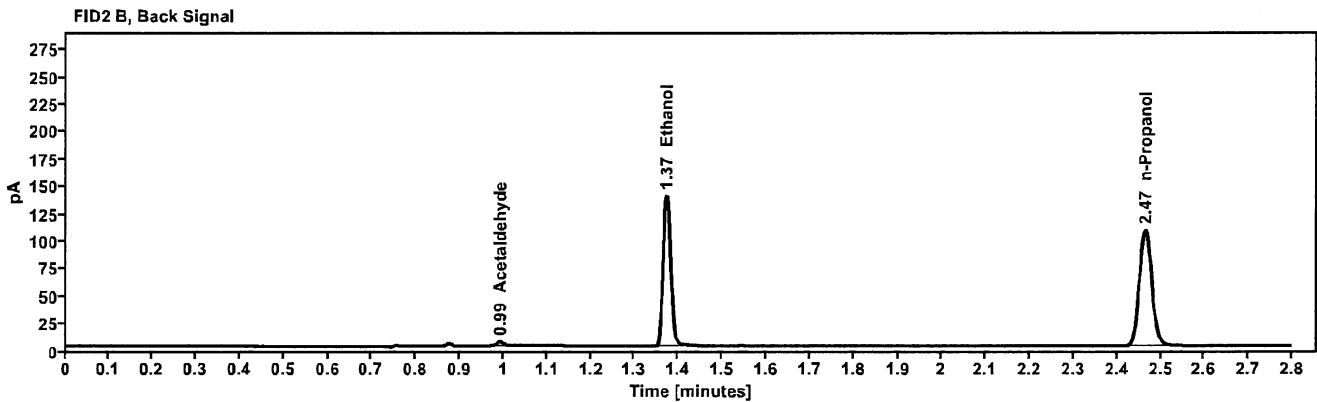
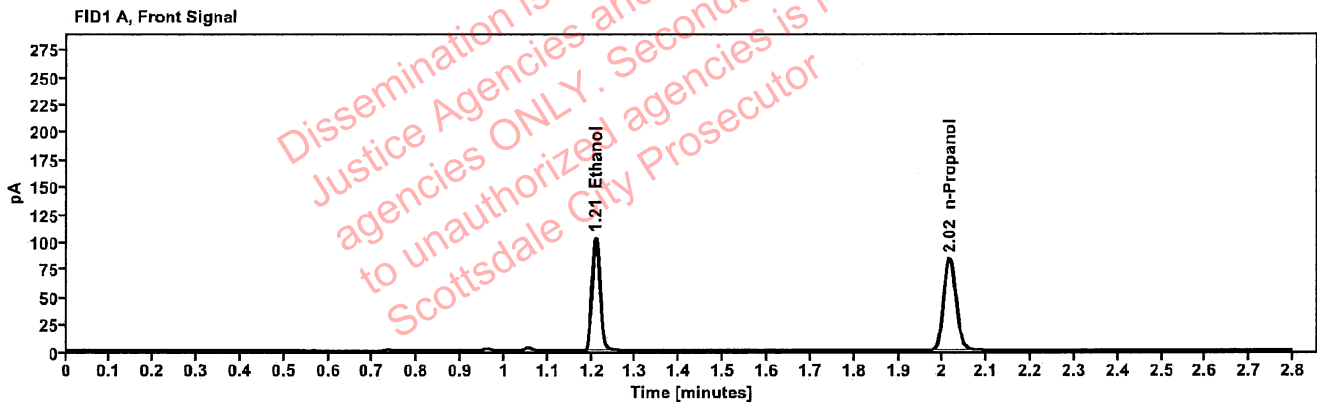


Table 1: FID 1 A (column DB-ALC1)

Compound	Amount (g/100mL)	Time (min)	Peak Area
>Ethanol	0.2159	1.209	130.227
n-Propanol	-----	2.015	166.887

Table 2: FID 2 B (column DB-ALC2)

Compound	Time (min)	Peak Area
Acetaldehyde	0.992	3.819
Ethanol	1.372	166.491
n-Propanol	2.465	211.830

### Scottsdale Police Department Crime Lab Volatiles Analysis

Sample:	1426871	Vial:	15
Description:	[REDACTED]	LIMS ID:	[REDACTED]
Method:	ethanol quant.M	Sequence:	01Jul22
Instrument:	US14173023 CN14160045	Injection date:	7/1/2022 12:55:04 PM
Data file:	C:\Chem32\1\Data\01Jul22\15.D	Analyst:	Brooke

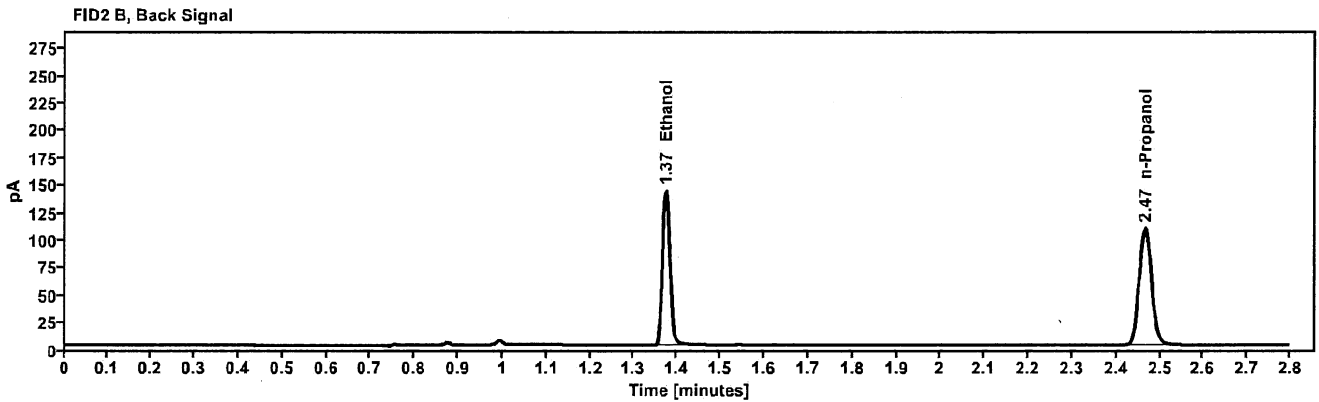
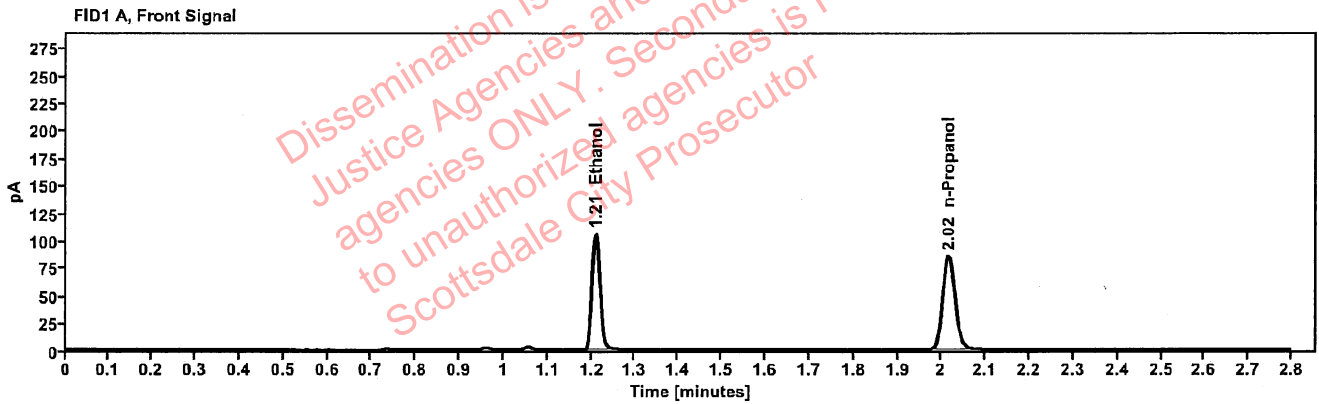


Table 1: FID 1 A (column DB-ALC1)

Compound	Amount (g/100mL)	Time (min)	Peak Area
>Ethanol	0.2183	1.210	133.563
n-Propanol	---	2.016	169.274

Table 2: FID 2 B (column DB-ALC2)

Compound	Time (min)	Peak Area
Ethanol	1.373	170.388
n-Propanol	2.466	214.659

### Scottsdale Police Department Crime Lab Volatiles Analysis

Sample:	1395177	Vial:	16
Description:		LIMS ID:	
Method:	ethanol quant.M	Sequence:	01Jul22
Instrument:	US14173023 CN14160045	Injection date:	7/1/2022 12:59:03 PM
Data file:	C:\Chem32\1\Data\01Jul22\16.D	Analyst:	Brooke

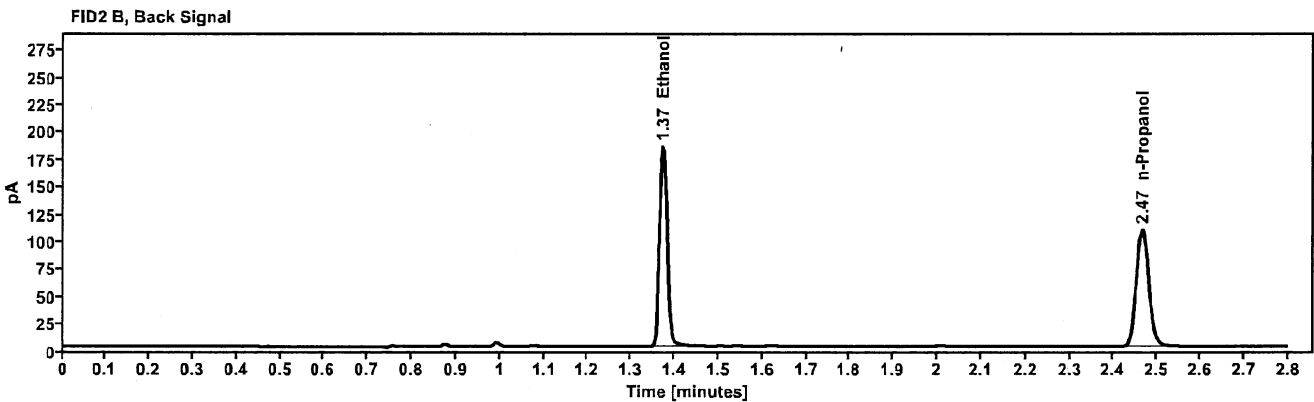
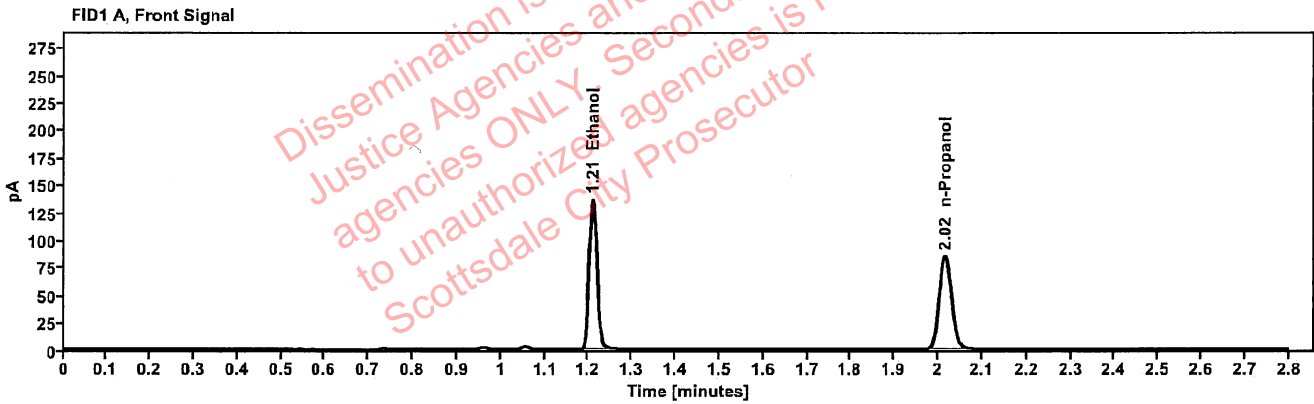


Table 1: FID 1 A (column DB-ALC1)

Compound	Amount (g/100mL)	Time (min)	Peak Area
>Ethanol	0.2835	1.209	172.649
n-Propanol	-----	2.016	168.435

Table 2: FID 2 B (column DB-ALC2)

Compound	Time (min)	Peak Area
Ethanol	1.373	222.668
n-Propanol	2.466	215.213

### Scottsdale Police Department Crime Lab Volatiles Analysis

Sample:	1395177	Vial:	17
Description:		LIMS ID:	
Method:	ethanol quant.M	Sequence:	01Jul22
Instrument:	US14173023 CN14160045	Injection date:	7/1/2022 1:03:04 PM
Data file:	C:\Chem32\1\Data\01Jul22\17.D	Analyst:	Brooke

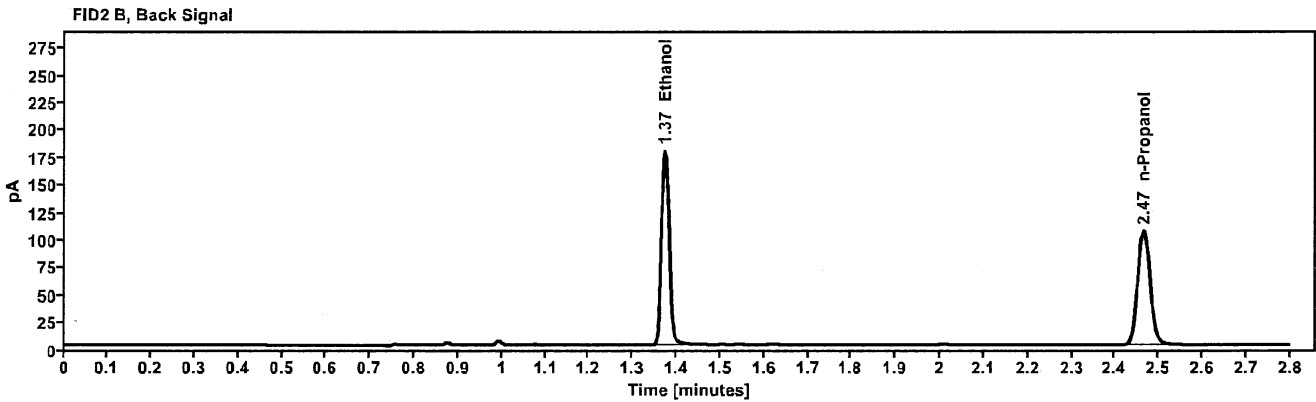
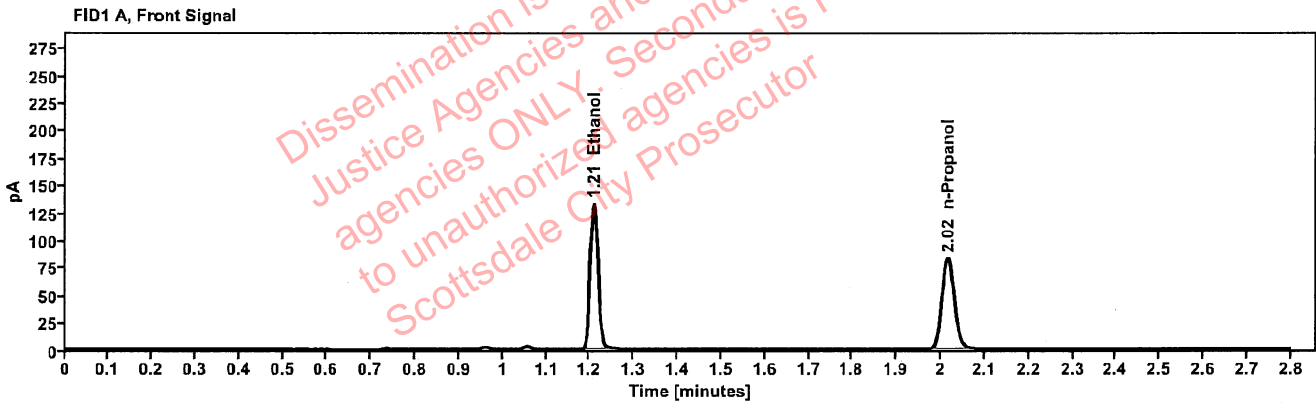


Table 1: FID 1 A (column DB-ALC1)

Compound	Amount (g/100mL)	Time (min)	Peak Area
>Ethanol	0.2824	1.209	167.948
n-Propanol	-----	2.015	164.454

Table 2: FID 2 B (column DB-ALC2)

Compound	Time (min)	Peak Area
Ethanol	1.373	216.289
n-Propanol	2.465	210.049

### Scottsdale Police Department Crime Lab Volatiles Analysis

Sample:	1401739	Vial:	18
Description:	[REDACTED]	LIMS ID:	[REDACTED]
Method:	ethanol quant.M	Sequence:	01Jul22
Instrument:	US14173023 CN14160045	Injection date:	7/1/2022 1:07:04 PM
Data file:	C:\Chem32\1\Data\01Jul22\18.D	Analyst:	Brooke

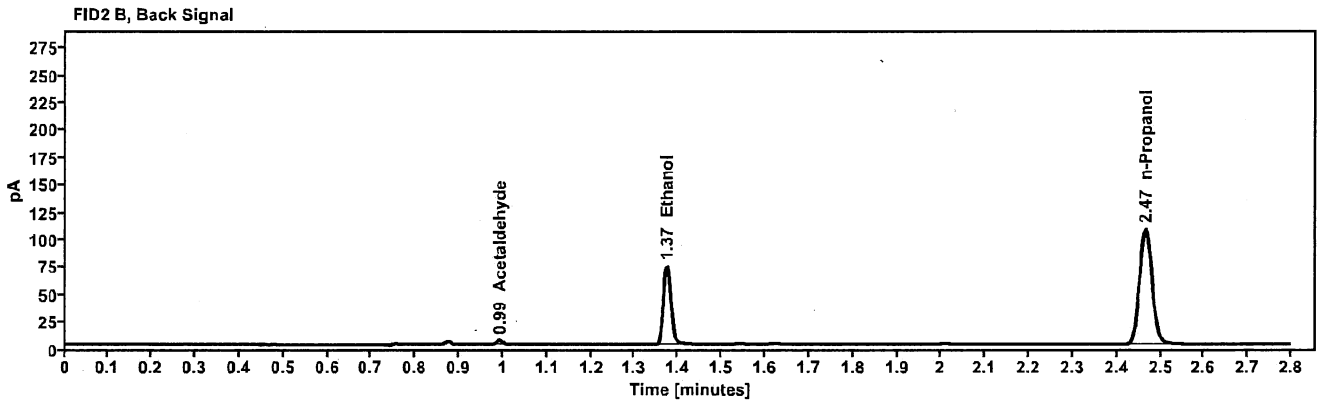
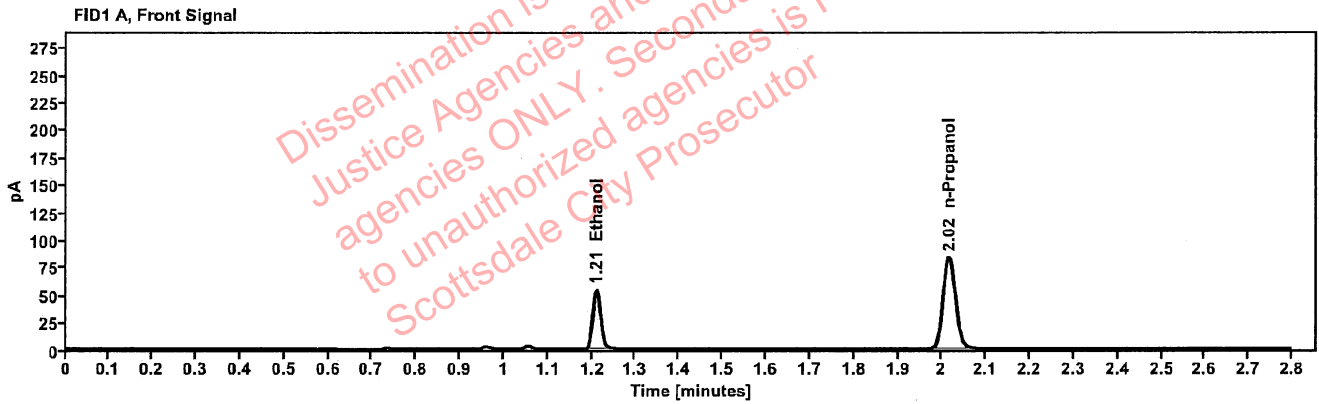


Table 1: FID 1 A (column DB-ALC1)

Compound	Amount (g/100mL)	Time (min)	Peak Area
>Ethanol	0.1145	1.210	68.461
n-Propanol	-----	2.016	165.836

Table 2: FID 2 B (column DB-ALC2)

Compound	Time (min)	Peak Area
Acetaldehyde	0.992	3.881
Ethanol	1.373	87.138
n-Propanol	2.466	211.994



### Scottsdale Police Department Crime Lab Volatiles Analysis

Sample:	1401739	Vial:	19
Description:		LIMS ID:	
Method:	ethanol quant.M	Sequence:	01Jul22
Instrument:	US14173023 CN14160045	Injection date:	7/1/2022 1:11:18 PM
Data file:	C:\Chem32\1\Data\01Jul22\19.D	Analyst:	Brooke

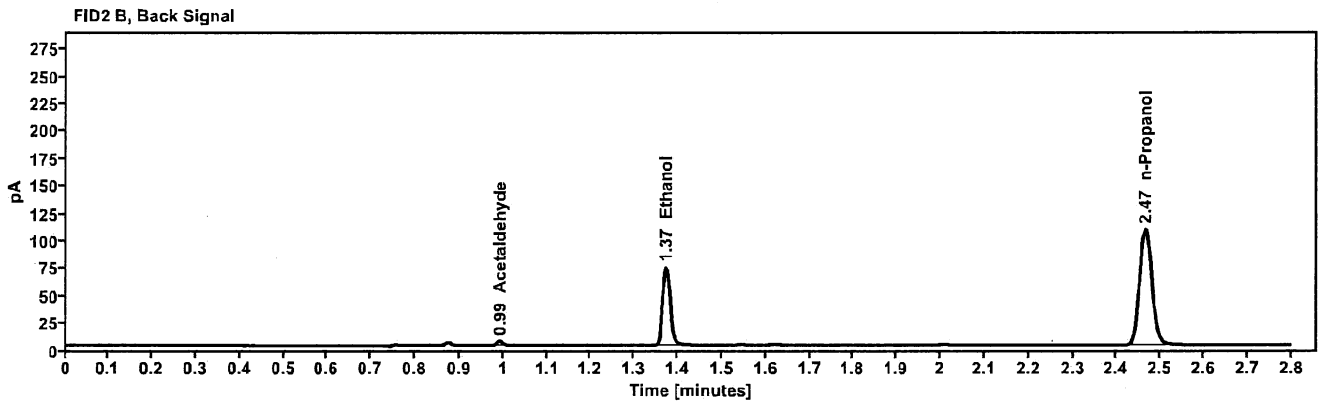
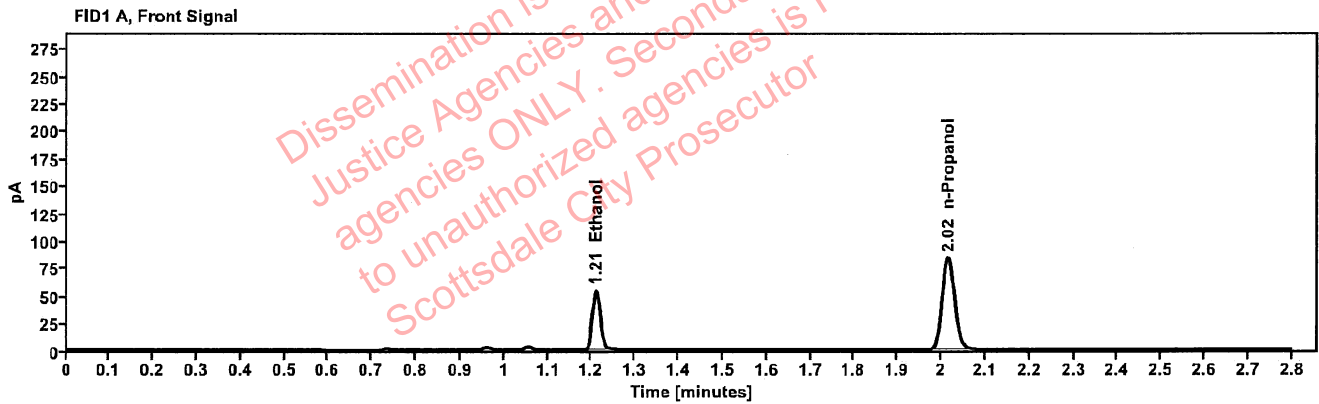


Table 1: FID 1 A (column DB-ALC1)

Compound	Amount (g/100mL)	Time (min)	Peak Area
>Ethanol	0.1144	1.210	68.634
n-Propanol	-----	2.015	166.314

Table 2: FID 2 B (column DB-ALC2)

Compound	Time (min)	Peak Area
Acetaldehyde	0.992	3.903
Ethanol	1.373	87.049
n-Propanol	2.465	212.682

### Scottsdale Police Department Crime Lab Volatiles Analysis

Sample:	1426975	Vial:	21
Description:	[REDACTED]	LIMS ID:	[REDACTED]
Method:	ethanol quant.M	Sequence:	01Jul22
Instrument:	US14173023 CN14160045	Injection date:	7/1/2022 1:19:18 PM
Data file:	C:\Chem32\1\Data\01Jul22\21.D	Analyst:	Brooke

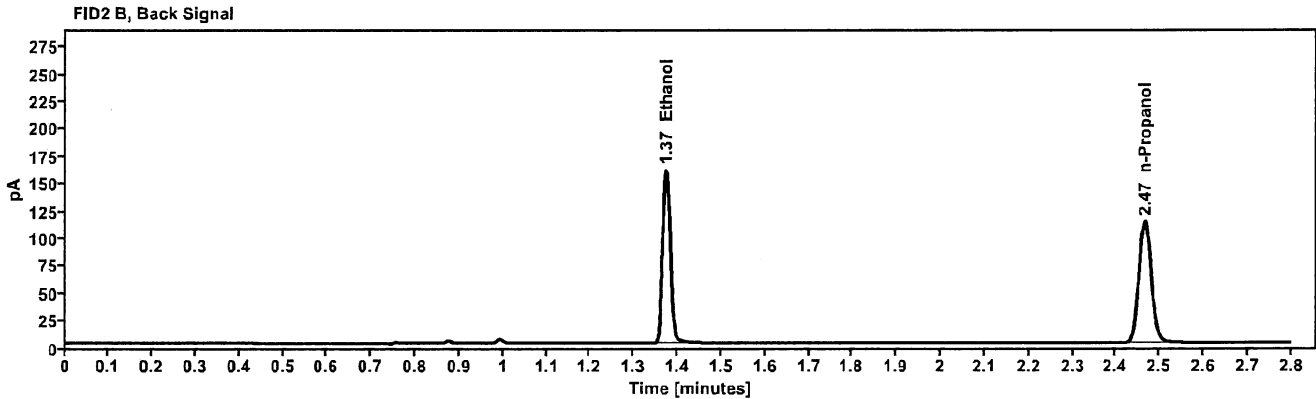
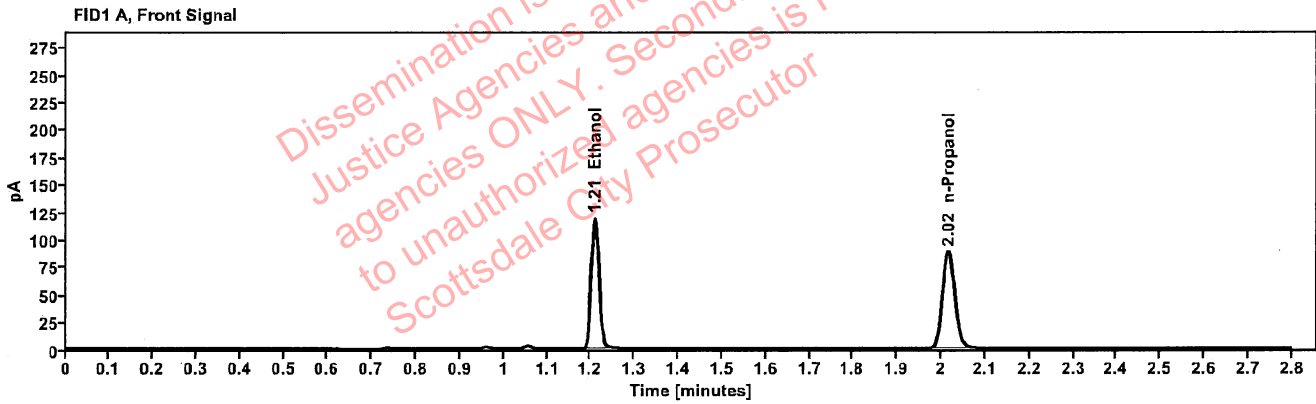


Table 1: FID 1 A (column DB-ALC1)

Compound	Amount (g/100mL)	Time (min)	Peak Area
>Ethanol	0.2375	1.210	149.925
n-Propanol	-----	2.016	174.656

Table 2: FID 2 B (column DB-ALC2)

Compound	Time (min)	Peak Area
Ethanol	1.373	191.305
n-Propanol	2.466	221.990

### Scottsdale Police Department Crime Lab Volatiles Analysis

Sample:	1426975	Vial:	22
Description:	[REDACTED]	LIMS ID:	[REDACTED]
Method:	ethanol quant.M	Sequence:	01Jul22
Instrument:	US14173023 CN14160045	Injection date:	7/1/2022 1:23:18 PM
Data file:	C:\Chem32\1\Data\01Jul22\22.D	Analyst:	Brooke

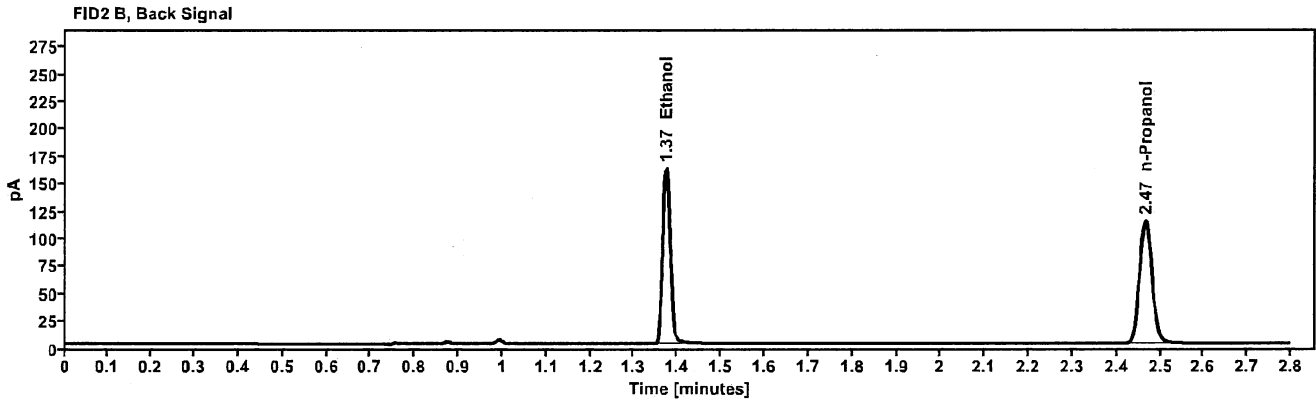
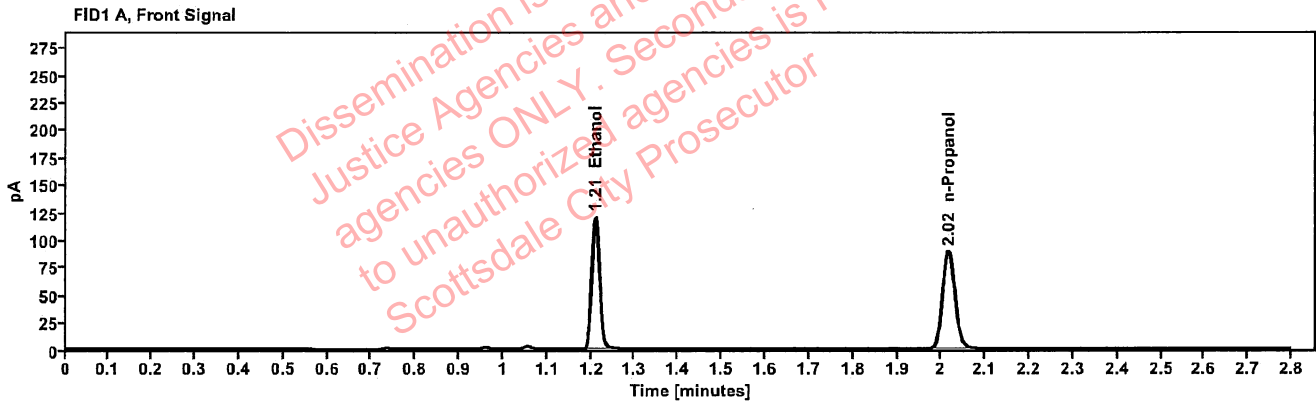


Table 1: FID 1 A (column DB-ALC1)

Compound	Amount (g/100mL)	Time (min)	Peak Area
>Ethanol	0.2382	1.210	151.754
n-Propanol	-----	2.016	176.251

Table 2: FID 2 B (column DB-ALC2)

Compound	Time (min)	Peak Area
Ethanol	1.373	194.148
n-Propanol	2.466	224.181

### Scottsdale Police Department Crime Lab Volatiles Analysis

Sample:	1426987	Vial:	23
Description:		LIMS ID:	
Method:	ethanol quant.M	Sequence:	01Jul22
Instrument:	US14173023 CN14160045	Injection date:	7/1/2022 1:27:19 PM
Data file:	C:\Chem32\1\Data\01Jul22\23.D	Analyst:	Brooke

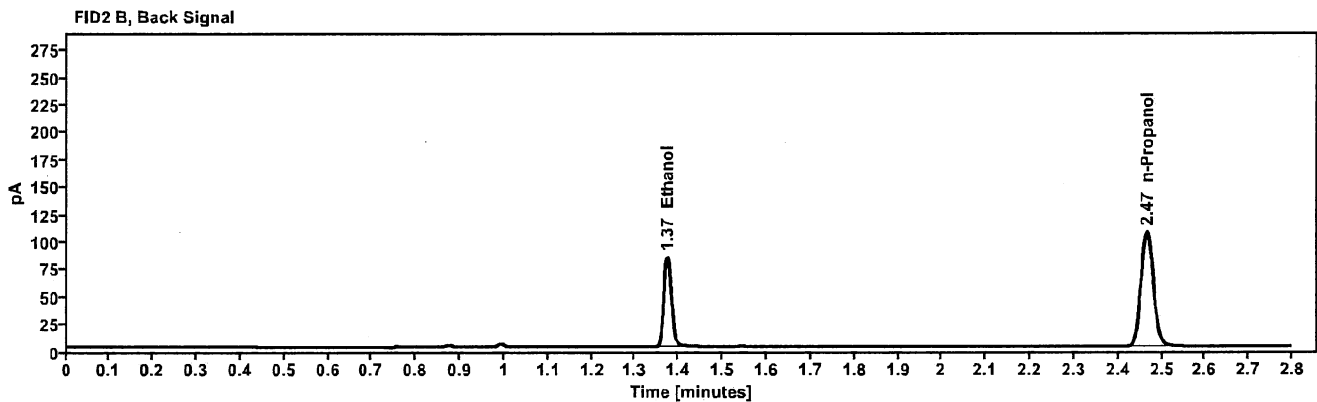
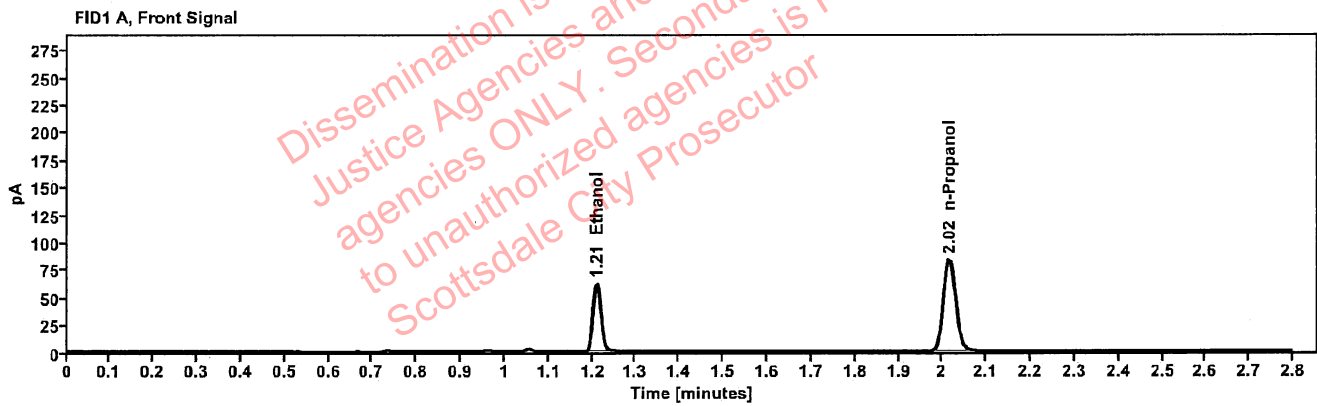


Table 1: FID 1 A (column DB-ALC1)

Compound	Amount (g/100mL)	Time (min)	Peak Area
>Ethanol	0.1311	1.210	78.323
n-Propanol	-----	2.016	165.584

Table 2: FID 2 B (column DB-ALC2)

Compound	Time (min)	Peak Area
Ethanol	1.373	99.776
n-Propanol	2.466	211.154

### Scottsdale Police Department Crime Lab Volatiles Analysis

Sample:	1426987	Vial:	24
Description:	[REDACTED]	LIMS ID:	[REDACTED]
Method:	ethanol quant.M	Sequence:	01Jul22
Instrument:	US14173023 CN14160045	Injection date:	7/1/2022 1:31:19 PM
Data file:	C:\Chem32\1\Data\01Jul22\24.D	Analyst:	Brooke

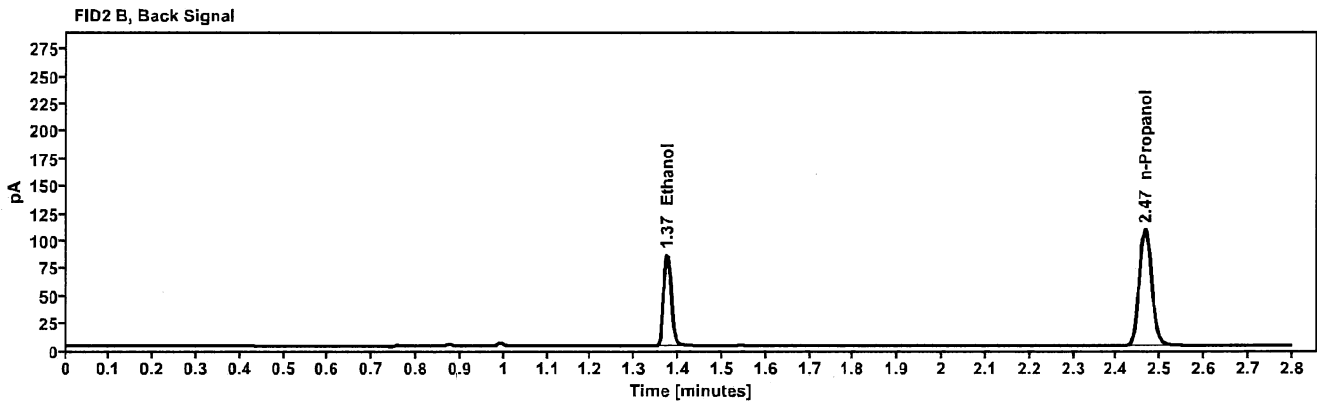
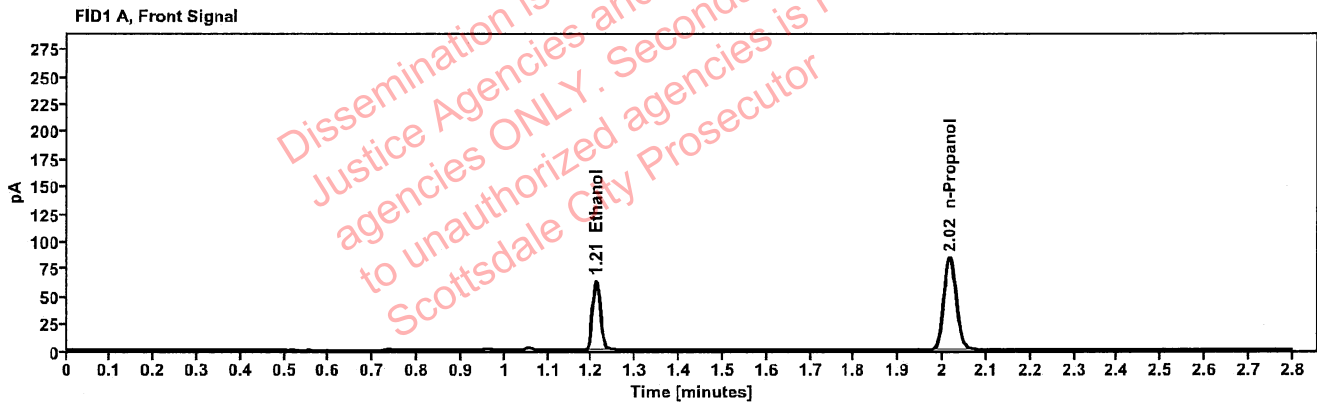


Table 1: FID 1 A (column DB-ALC1)

Compound	Amount (g/100mL)	Time (min)	Peak Area
>Ethanol	0.1320	1.210	79.733
n-Propanol	-----	2.016	167.406

Table 2: FID 2 B (column DB-ALC2)

Compound	Time (min)	Peak Area
Ethanol	1.373	101.417
n-Propanol	2.466	213.548

### Scottsdale Police Department Crime Lab Volatiles Analysis

Sample:	1426727	Vial:	25
Description:	[REDACTED]	LIMS ID:	[REDACTED]
Method:	ethanol quant.M	Sequence:	01Jul22
Instrument:	US14173023 CN14160045	Injection date:	7/1/2022 1:35:34 PM
Data file:	C:\Chem32\1\Data\01Jul22\25.D	Analyst:	Brooke

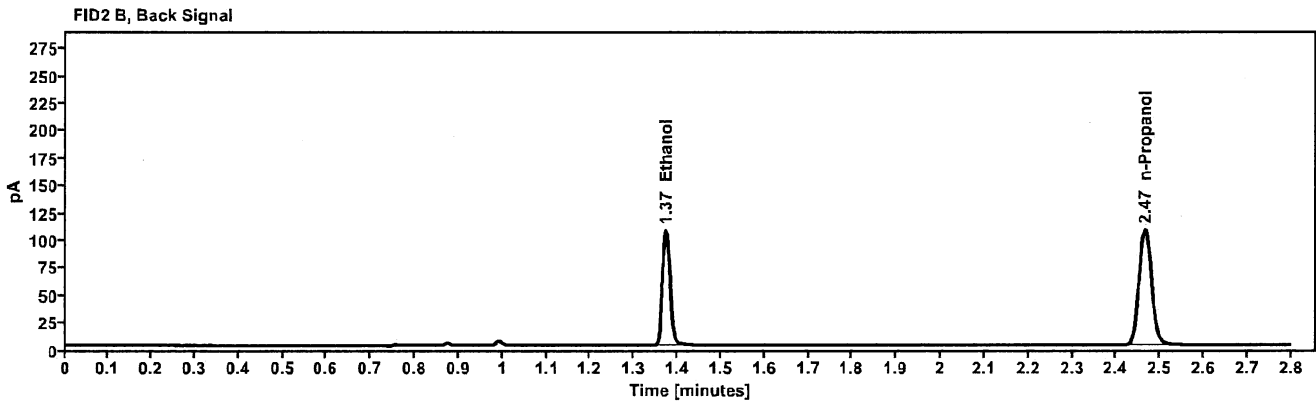
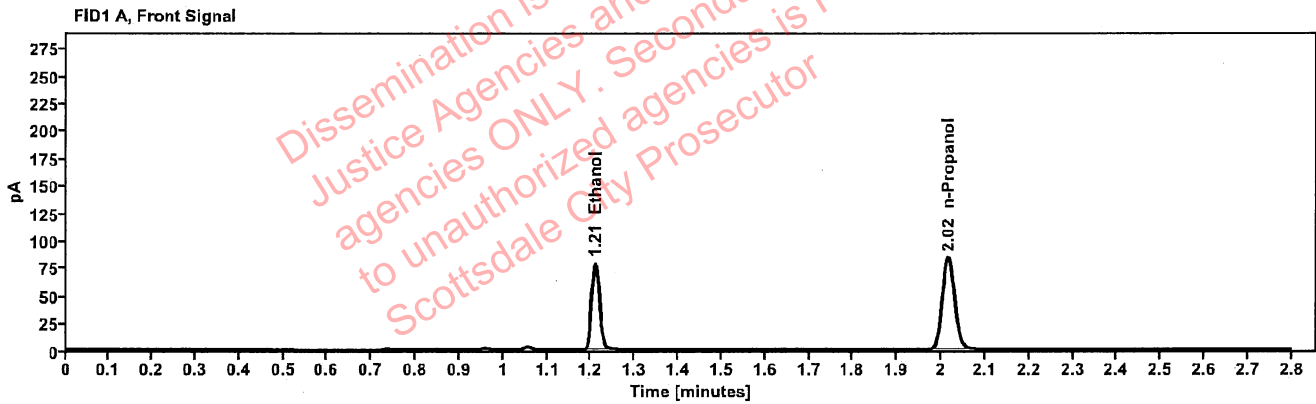


Table 1: FID 1 A (column DB-ALC1)

Compound	Amount (g/100mL)	Time (min)	Peak Area
>Ethanol	0.1671	1.209	100.436
n-Propanol	-----	2.015	166.438

Table 2: FID 2 B (column DB-ALC2)

Compound	Time (min)	Peak Area
Ethanol	1.373	127.569
n-Propanol	2.465	211.898

### Scottsdale Police Department Crime Lab Volatiles Analysis

Sample:	1426727	Vial:	26
Description:	[REDACTED]	LIMS ID:	[REDACTED]
Method:	ethanol quant.M	Sequence:	01Jul22
Instrument:	US14173023 CN14160045	Injection date:	7/1/2022 1:39:33 PM
Data file:	C:\Chem32\1\Data\01Jul22\26.D	Analyst:	Brooke

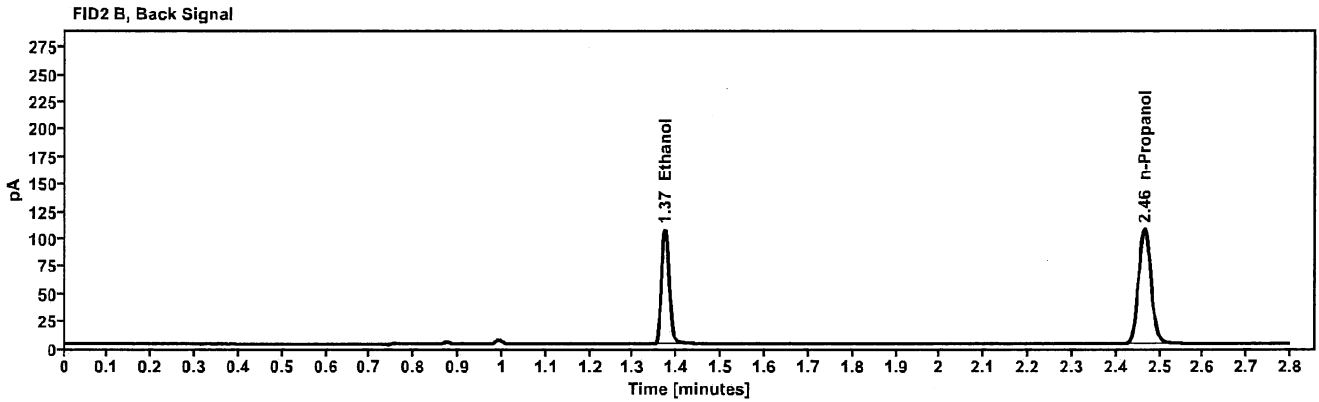
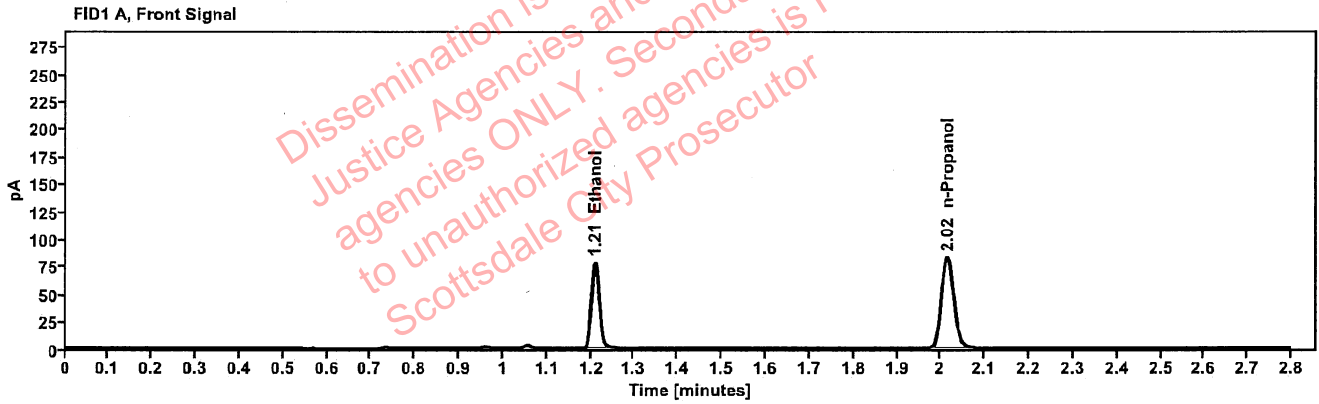


Table 1: FID 1 A (column DB-ALC1)

Compound	Amount (g/100mL)	Time (min)	Peak Area
>Ethanol	0.1665	1.209	99.436
n-Propanol	-----	2.015	165.319

Table 2: FID 2 B (column DB-ALC2)

Compound	Time (min)	Peak Area
Ethanol	1.372	126.647
n-Propanol	2.465	210.670

### Scottsdale Police Department Crime Lab Volatiles Analysis

Sample:	1425001	Vial:	27
Description:	[REDACTED]	LIMS ID:	[REDACTED]
Method:	ethanol quant.M	Sequence:	01Jul22
Instrument:	US14173023 CN14160045	Injection date:	7/1/2022 1:43:34 PM
Data file:	C:\Chem32\1\Data\01Jul22\27.D	Analyst:	Brooke

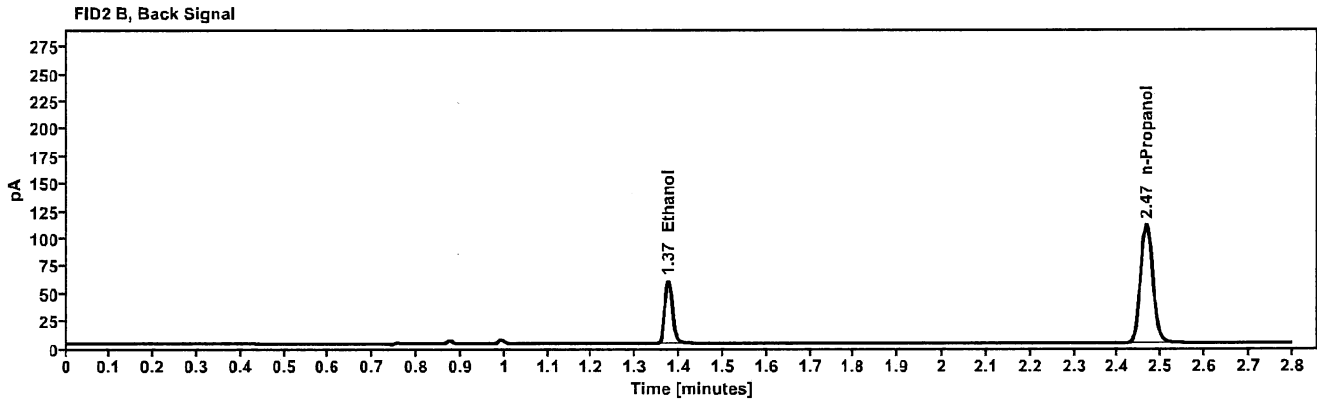
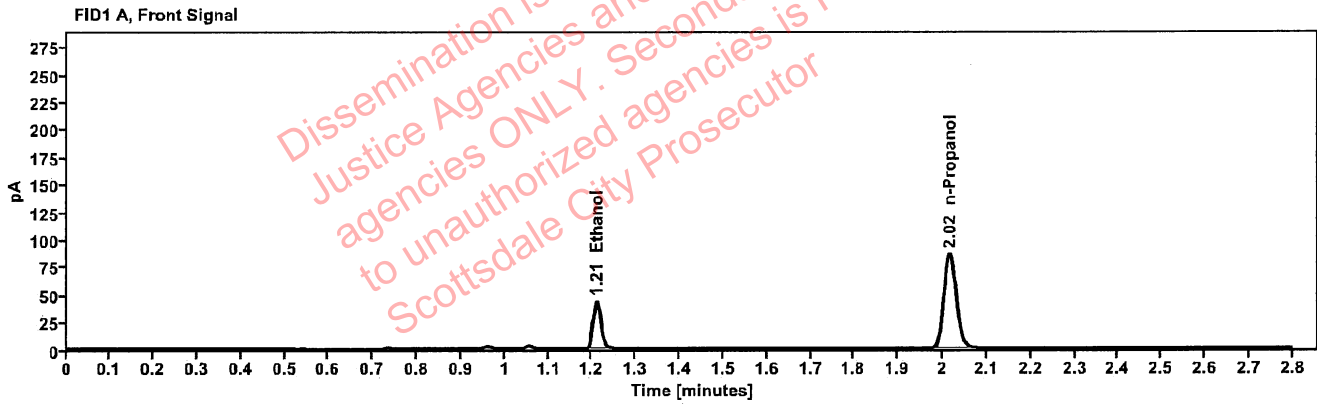


Table 1: FID 1 A (column DB-ALC1)

Compound	Amount (g/100mL)	Time (min)	Peak Area
>Ethanol	0.0887	1.211	54.372
n-Propanol	-----	2.016	170.180

Table 2: FID 2 B (column DB-ALC2)

Compound	Time (min)	Peak Area
Ethanol	1.374	69.019
n-Propanol	2.466	216.957



### Scottsdale Police Department Crime Lab Volatiles Analysis

Sample:	1425001	Vial:	28
Description:	██████████	LIMS ID:	██████████
Method:	ethanol quant.M	Sequence:	01Jul22
Instrument:	US14173023 CN14160045	Injection date:	7/1/2022 1:47:33 PM
Data file:	C:\Chem32\1\Data\01Jul22\28.D	Analyst:	Brooke

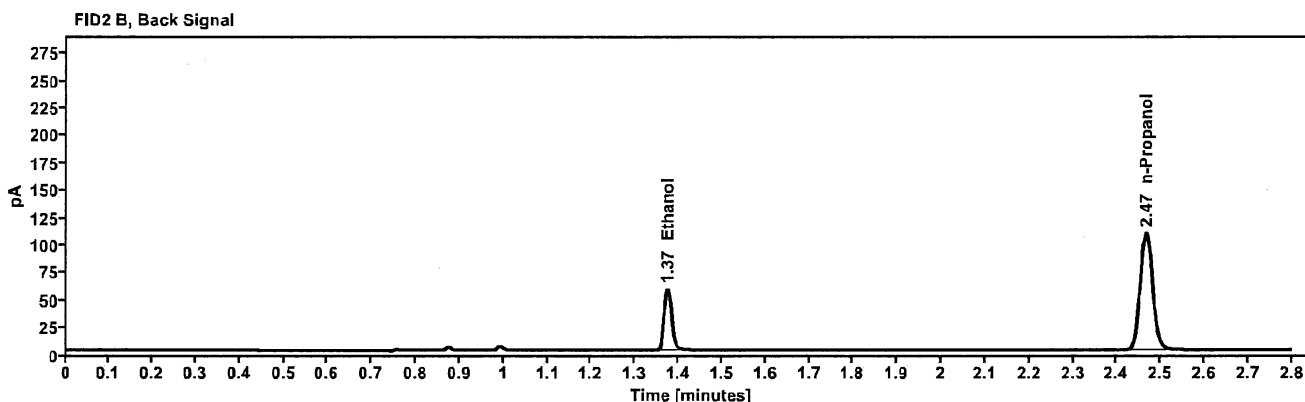
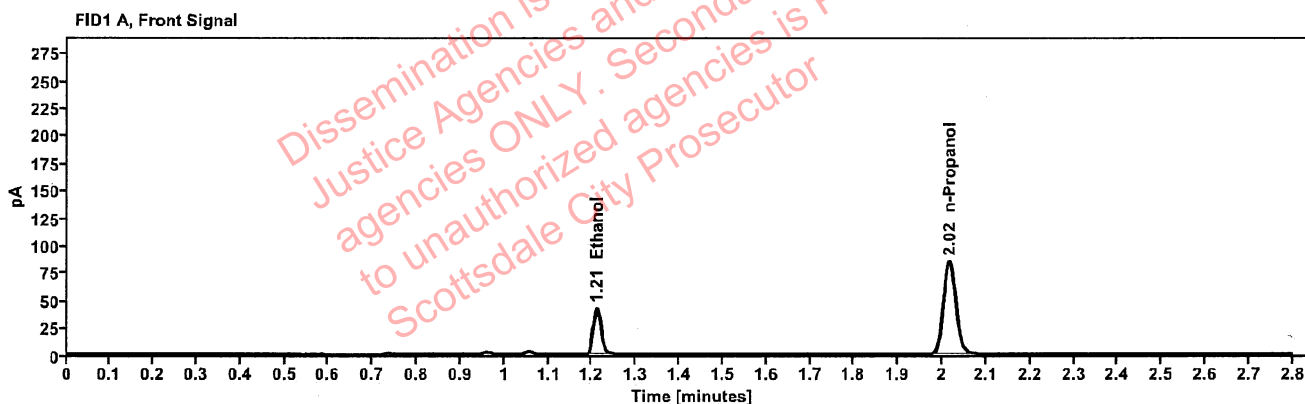


Table 1: FID 1 A (column DB-ALC1)

Compound	Amount (g/100mL)	Time (min)	Peak Area
>Ethanol	0.0879	1.211	53.261
n-Propanol	-----	2.016	168.208

Table 2: FID 2 B (column DB-ALC2)

Compound	Time (min)	Peak Area
Ethanol	1.374	67.646
n-Propanol	2.466	214.467

### Scottsdale Police Department Crime Lab Volatiles Analysis

Sample:	1427352	Vial:	29
Description:	[REDACTED]	LIMS ID:	[REDACTED]
Method:	ethanol quant.M	Sequence:	01Jul22
Instrument:	US14173023 CN14160045	Injection date:	7/1/2022 1:51:34 PM
Data file:	C:\Chem32\1\Data\01Jul22\29.D	Analyst:	Brooke

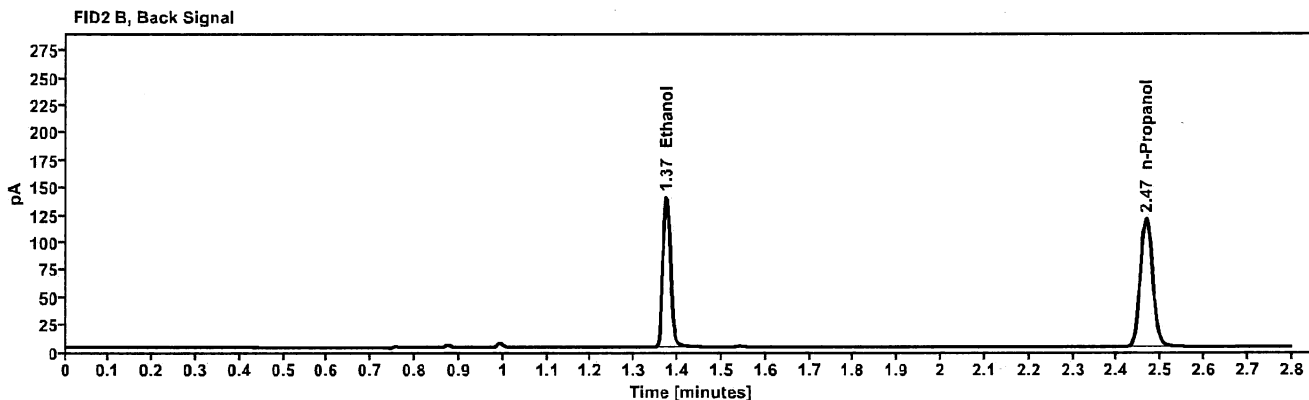
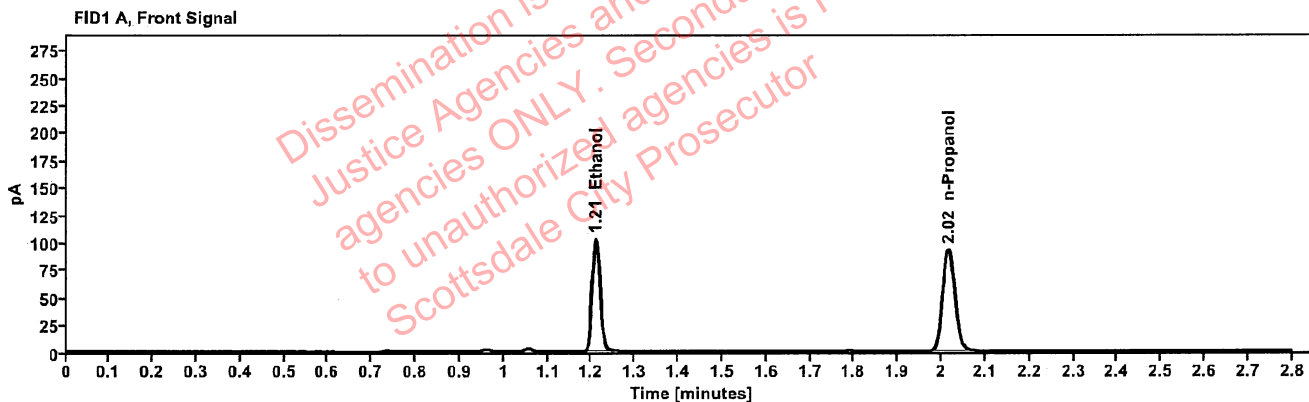


Table 1: FID 1 A (column DB-ALC1)

Compound	Amount (g/100mL)	Time (min)	Peak Area
>Ethanol	0.1952	1.210	130.121
n-Propanol	-----	2.016	184.492

Table 2: FID 2 B (column DB-ALC2)

Compound	Time (min)	Peak Area
Ethanol	1.374	166.062
n-Propanol	2.466	235.134

### Scottsdale Police Department Crime Lab Volatiles Analysis

Sample:	1427352	Vial:	30
Description:	[REDACTED]	LIMS ID:	[REDACTED]
Method:	ethanol quant.M	Sequence:	01Jul22
Instrument:	US14173023 CN14160045	Injection date:	7/1/2022 1:55:35 PM
Data file:	C:\Chem32\1\Data\01Jul22\30.D	Analyst:	Brooke

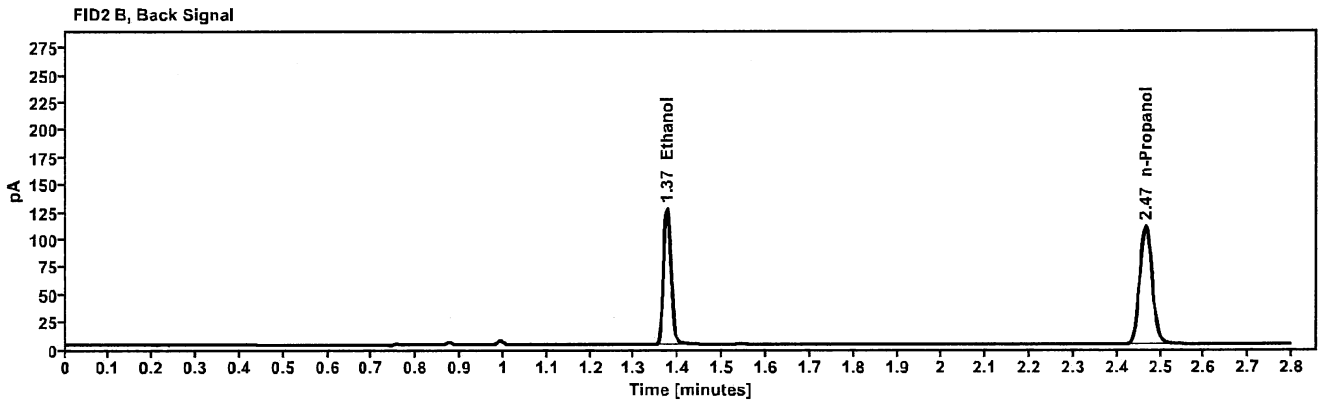
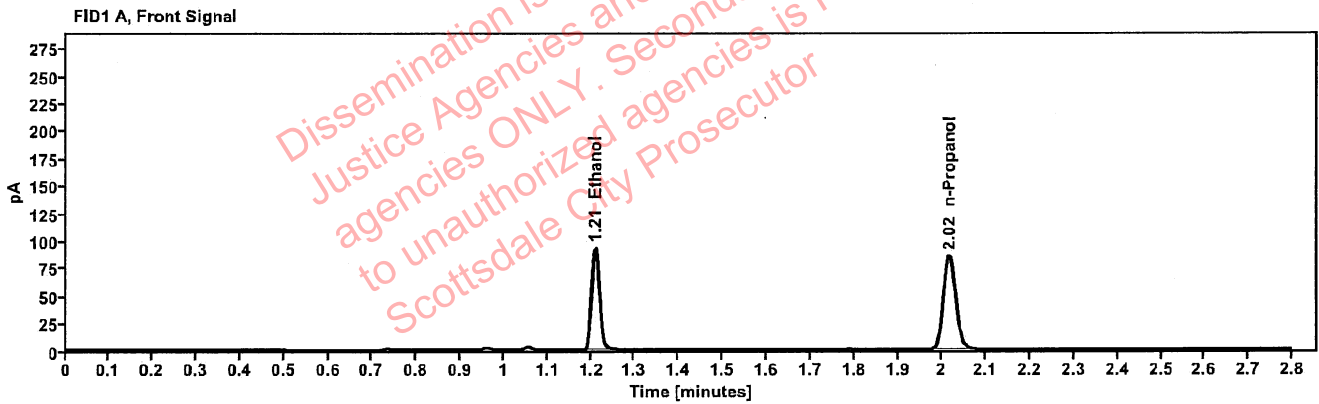


Table 1: FID 1 A (column DB-ALC1)

Compound	Amount (g/100mL)	Time (min)	Peak Area
>Ethanol	0.1925	1.210	117.799
n-Propanol	-----	2.016	169.370

Table 2: FID 2 B (column DB-ALC2)

Compound	Time (min)	Peak Area
Ethanol	1.373	150.247
n-Propanol	2.466	215.845

### Scottsdale Police Department Crime Lab Volatiles Analysis

Sample:	40301CB	Vial:	32
Description:	[REDACTED]	LIMS ID:	[REDACTED]
Method:	ethanol quant.M	Sequence:	01Jul22
Instrument:	US14173023 CN14160045	Injection date:	7/1/2022 2:03:48 PM
Data file:	C:\Chem32\1\Data\01Jul22\32.D	Analyst:	Brooke

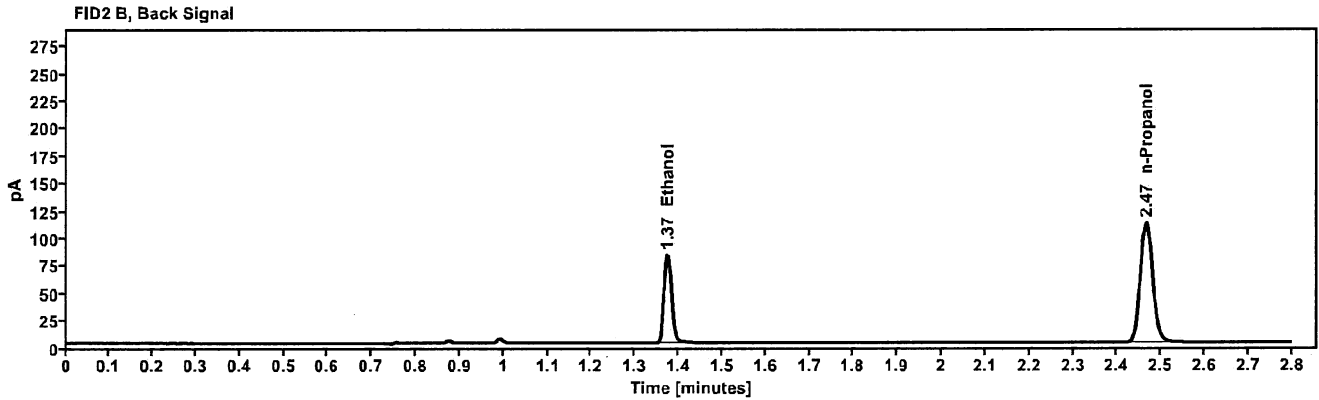
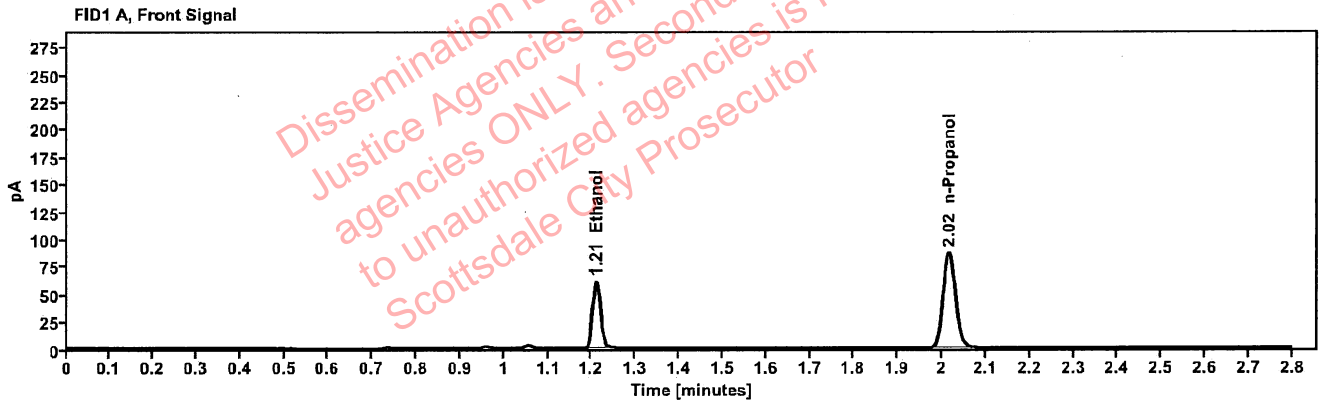


Table 1: FID 1 A (column DB-ALC1)

Compound	Amount (g/100mL)	Time (min)	Peak Area
>Ethanol	0.1236	1.210	76.849
n-Propanol	-----	2.016	172.276

Table 2: FID 2 B (column DB-ALC2)

Compound	Time (min)	Peak Area
Ethanol	1.374	97.739
n-Propanol	2.466	219.229

### Scottsdale Police Department Crime Lab Volatiles Analysis

Sample:	40301CB	Vial:	33
Description:		LIMS ID:	
Method:	ethanol quant.M	Sequence:	01Jul22
Instrument:	US14173023 CN14160045	Injection date:	7/1/2022 2:07:49 PM
Data file:	C:\Chem32\1\Data\01Jul22\33.D	Analyst:	Brooke

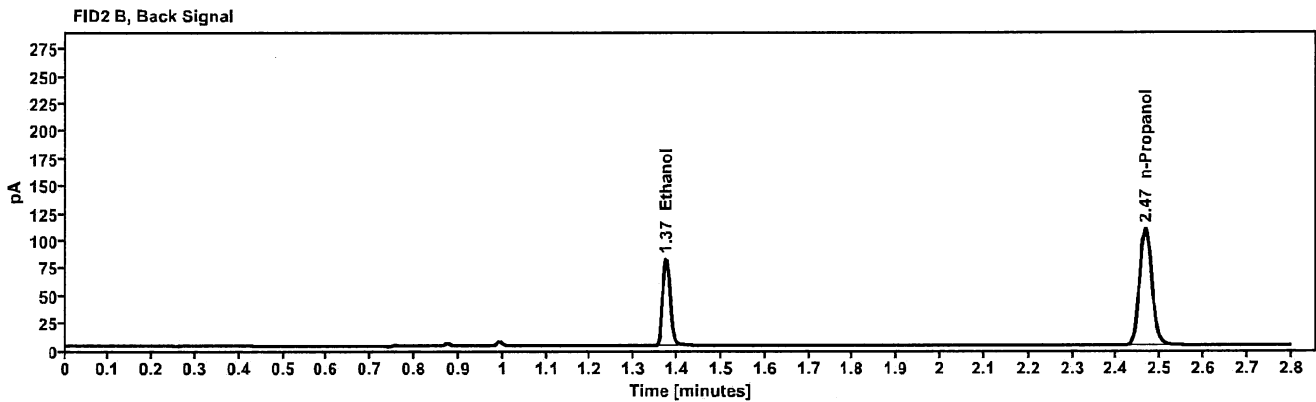
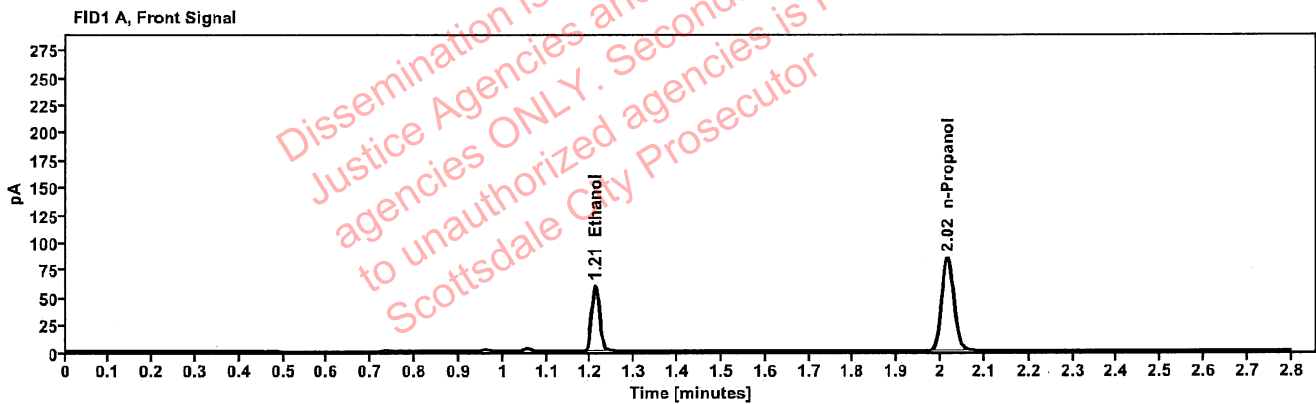


Table 1: FID 1 A (column DB-ALC1)

Compound	Amount (g/100mL)	Time (min)	Peak Area
>Ethanol	0.1239	1.210	75.408
n-Propanol	-----	2.016	168.698

Table 2: FID 2 B (column DB-ALC2)

Compound	Time (min)	Peak Area
Ethanol	1.374	96.043
n-Propanol	2.466	214.840

### Scottsdale Police Department Crime Lab Volatiles Analysis

Sample:	16901NU	Vial:	34
Description:	[REDACTED]	LIMS ID:	[REDACTED]
Method:	ethanol quant.M	Sequence:	01Jul22
Instrument:	US14173023 CN14160045	Injection date:	7/1/2022 2:11:48 PM
Data file:	C:\Chem32\1\Data\01Jul22\34.D	Analyst:	Brooke

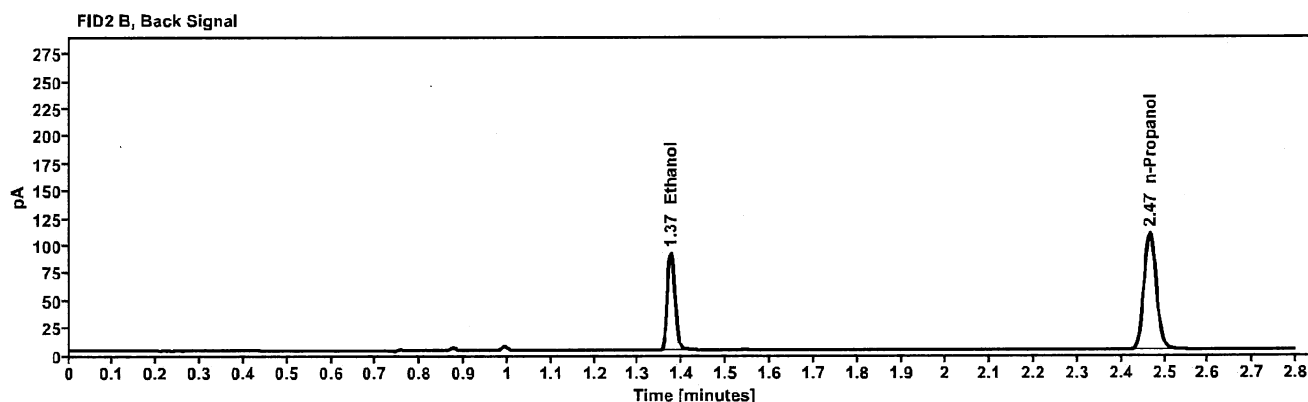
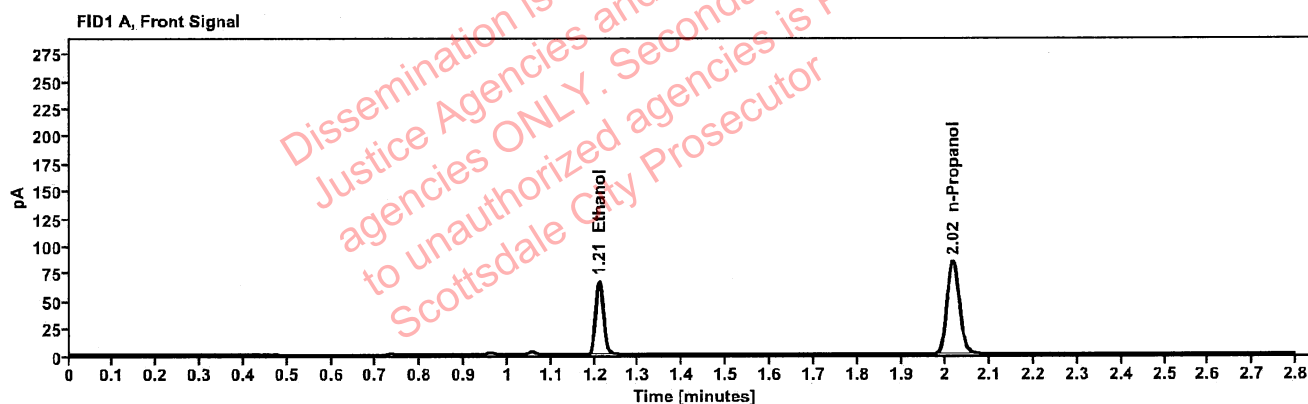


Table 1: FID 1 A (column DB-ALC1)

Compound	Amount (g/100mL)	Time (min)	Peak Area
>Ethanol	0.1397	1.210	84.773
n-Propanol	-----	2.016	168.152

Table 2: FID 2 B (column DB-ALC2)

Compound	Time (min)	Peak Area
Ethanol	1.374	107.844
n-Propanol	2.466	214.229

### Scottsdale Police Department Crime Lab Volatiles Analysis

Sample:	16901NU	Vial:	35
Description:	[REDACTED]	LIMS ID:	[REDACTED]
Method:	ethanol quant.M	Sequence:	01Jul22
Instrument:	US14173023 CN14160045	Injection date:	7/1/2022 2:15:48 PM
Data file:	C:\Chem32\1\Data\01Jul22\35.D	Analyst:	Brooke

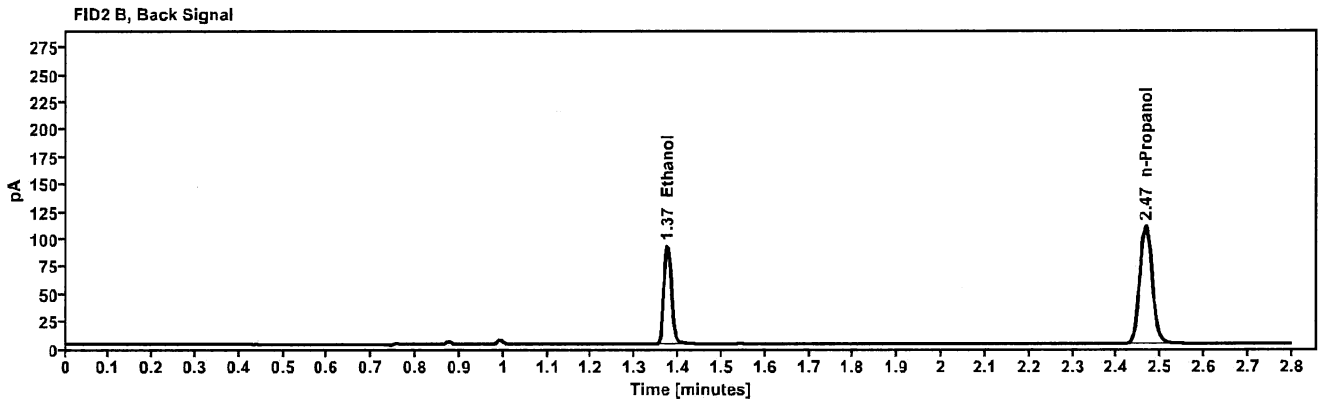
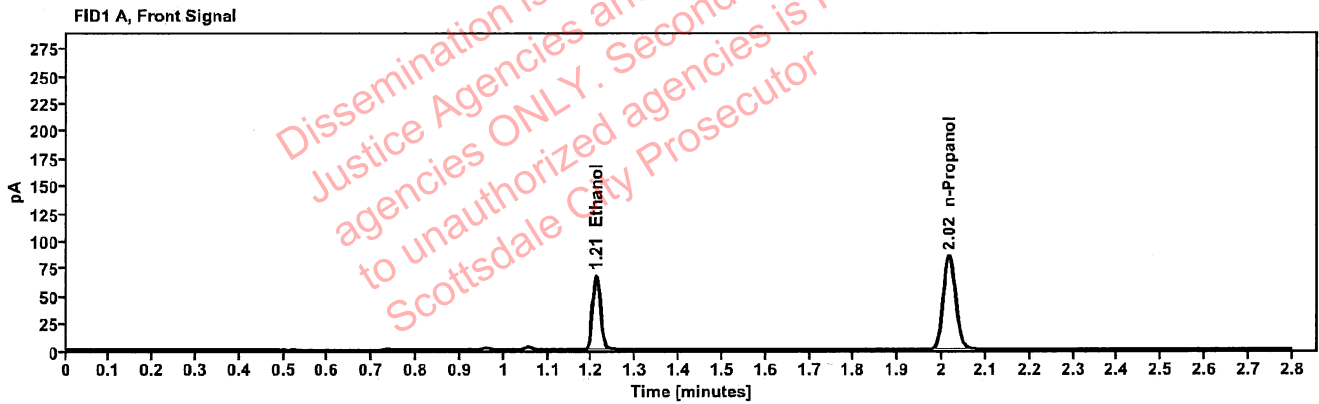


Table 1: FID 1 A (column DB-ALC1)

Compound	Amount (g/100mL)	Time (min)	Peak Area
>Ethanol	0.1399	1.210	85.292
n-Propanol	-----	2.016	168.966

Table 2: FID 2 B (column DB-ALC2)

Compound	Time (min)	Peak Area
Ethanol	1.374	108.501
n-Propanol	2.466	215.094

### Scottsdale Police Department Crime Lab Volatiles Analysis

Sample:	1425012	Vial:	36
Description:		LIMS ID:	
Method:	ethanol quant.M	Sequence:	01Jul22
Instrument:	US14173023 CN14160045	Injection date:	7/1/2022 2:19:49 PM
Data file:	C:\Chem32\1\Data\01Jul22\36.D	Analyst:	Brooke

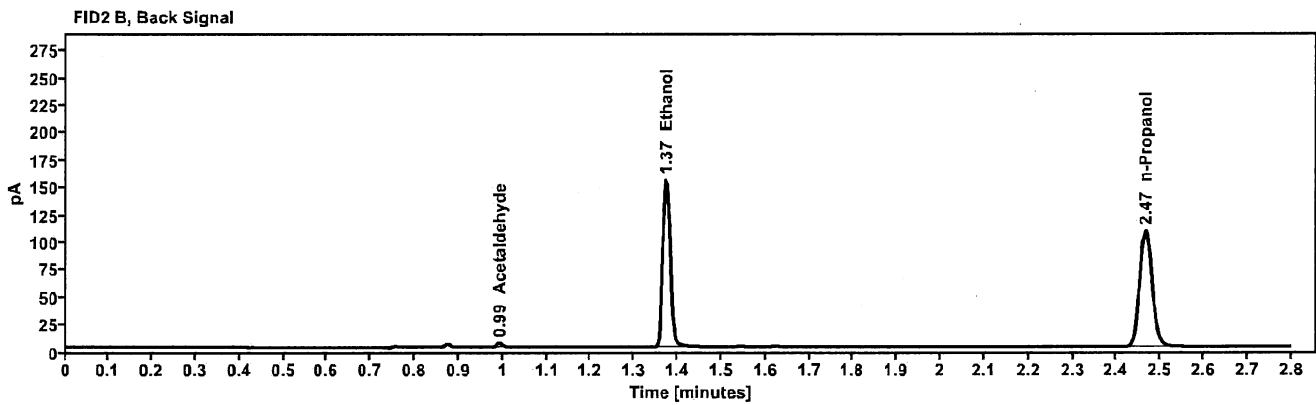
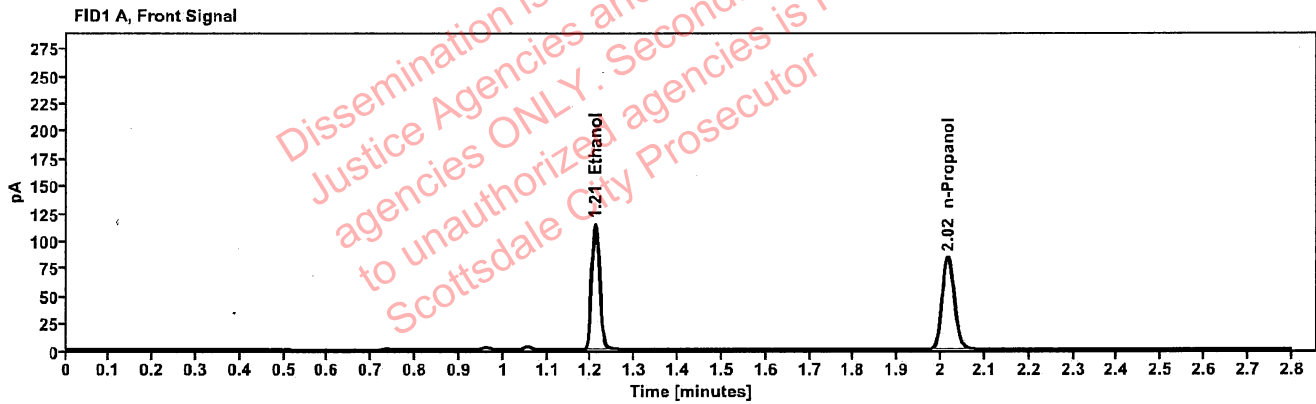


Table 1: FID 1 A (column DB-ALC1)

Compound	Amount (g/100mL)	Time (min)	Peak Area
>Ethanol	0.2407	1.210	145.020
n-Propanol	----	2.016	166.685

Table 2: FID 2 B (column DB-ALC2)

Compound	Time (min)	Peak Area
Acetaldehyde	0.993	3.817
Ethanol	1.373	184.984
n-Propanol	2.466	212.273



### Scottsdale Police Department Crime Lab Volatiles Analysis

Sample:	1425012	Vial:	37
Description:		LIMS ID:	
Method:	ethanol quant.M	Sequence:	01Jul22
Instrument:	US14173023 CN14160045	Injection date:	7/1/2022 2:24:04 PM
Data file:	C:\Chem32\1\Data\01Jul22\37.D	Analyst:	Brooke

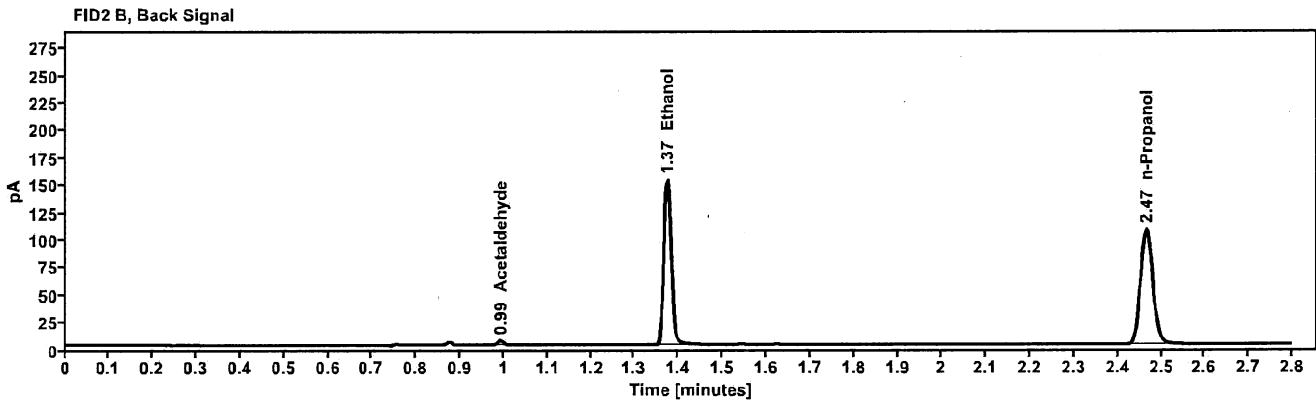
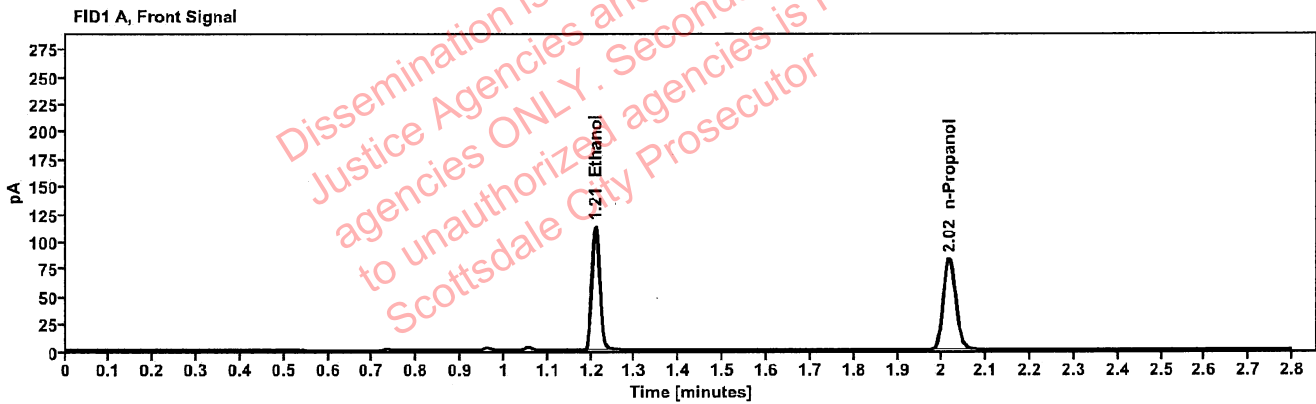


Table 1: FID 1 A (column DB-ALC1)

Compound	Amount (g/100mL)	Time (min)	Peak Area
>Ethanol	0.2398	1.210	143.050
n-Propanol	-----	2.016	165.032

Table 2: FID 2 B (column DB-ALC2)

Compound	Time (min)	Peak Area
Acetaldehyde	0.993	3.858
Ethanol	1.373	184.018
n-Propanol	2.466	210.079

### Scottsdale Police Department Crime Lab Volatiles Analysis

Sample:	1426964	Vial:	38
Description:	[REDACTED]	LIMS ID:	[REDACTED]
Method:	ethanol quant.M	Sequence:	01Jul22
Instrument:	US14173023 CN14160045	Injection date:	7/1/2022 2:28:03 PM
Data file:	C:\Chem32\1\Data\01Jul22\38.D	Analyst:	Brooke

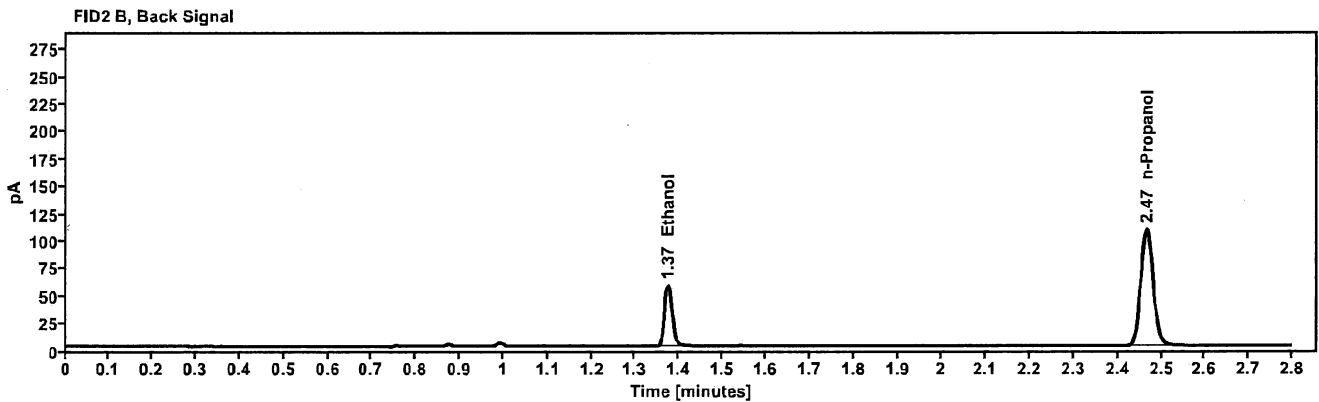
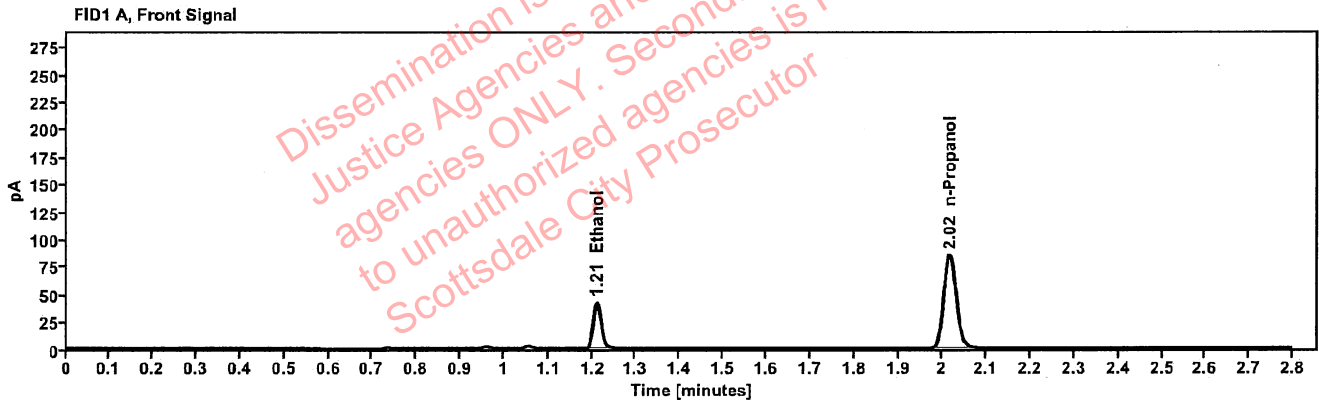


Table 1: FID 1 A (column DB-ALC1)

Compound	Amount (g/100mL)	Time (min)	Peak Area
>Ethanol	0.0879	1.211	53.288
n-Propanol	-----	2.016	168.299

Table 2: FID 2 B (column DB-ALC2)

Compound	Time (min)	Peak Area
Ethanol	1.374	67.698
n-Propanol	2.466	214.511

### Scottsdale Police Department Crime Lab Volatiles Analysis

Sample:	1426964	Vial:	39
Description:	[REDACTED]	LIMS ID:	[REDACTED]
Method:	ethanol quant.M	Sequence:	01Jul22
Instrument:	US14173023 CN14160045	Injection date:	7/1/2022 2:32:04 PM
Data file:	C:\Chem32\1\Data\01Jul22\39.D	Analyst:	Brooke

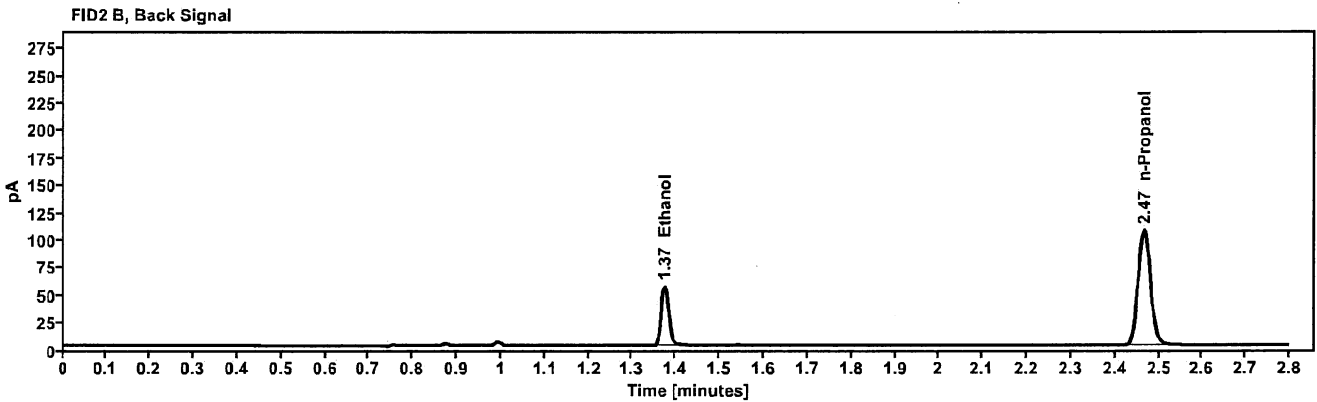
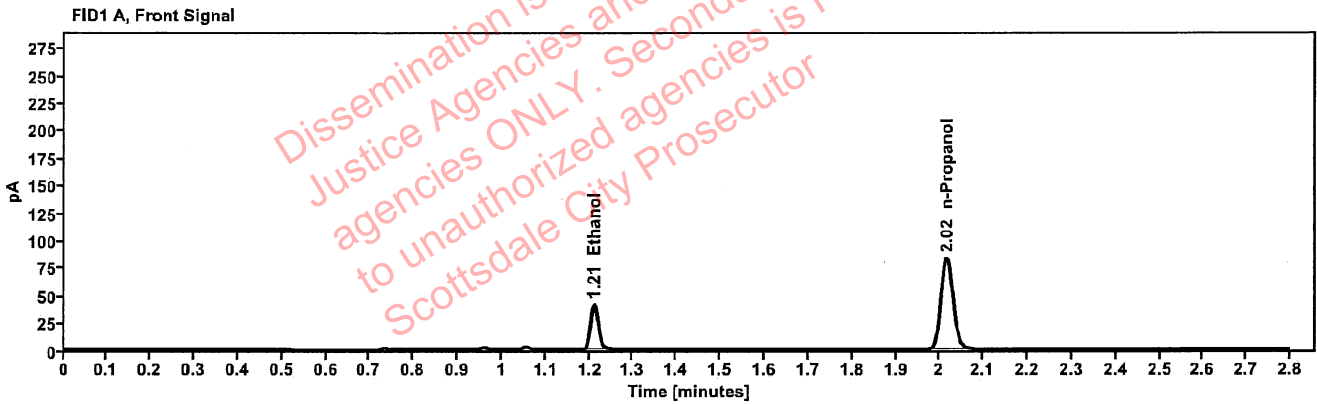


Table 1: FID 1 A (column DB-ALC1)

Compound	Amount (g/100mL)	Time (min)	Peak Area
>Ethanol	0.0875	1.211	52.033
n-Propanol	-----	2.016	165.119

Table 2: FID 2 B (column DB-ALC2)

Compound	Time (min)	Peak Area
Ethanol	1.374	66.030
n-Propanol	2.466	210.508

### Scottsdale Police Department Crime Lab Volatiles Analysis

Sample:	1427069	Vial:	40
Description:	[REDACTED]	LIMS ID:	[REDACTED]
Method:	ethanol quant.M	Sequence:	01Jul22
Instrument:	US14173023 CN14160045	Injection date:	7/1/2022 2:36:03 PM
Data file:	C:\Chem32\1\Data\01Jul22\40.D	Analyst:	Brooke

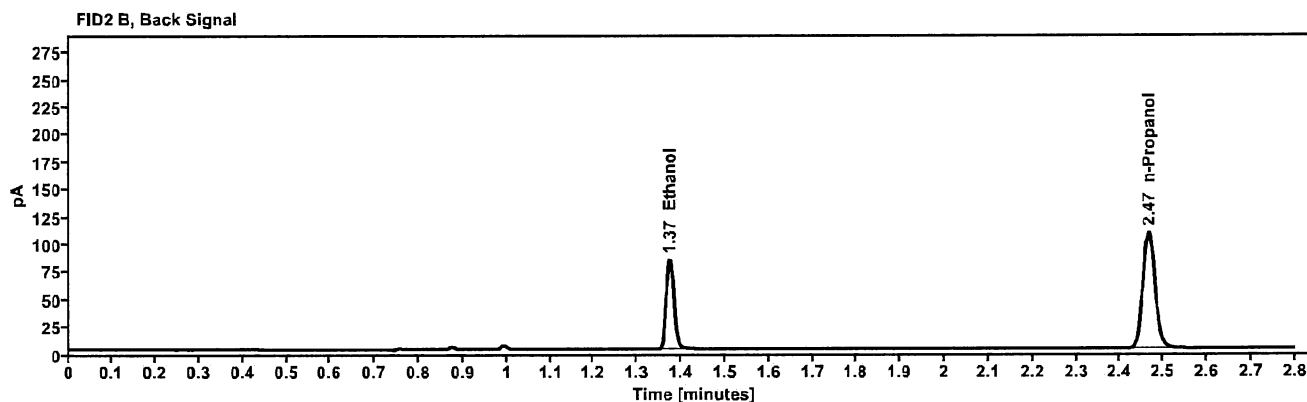
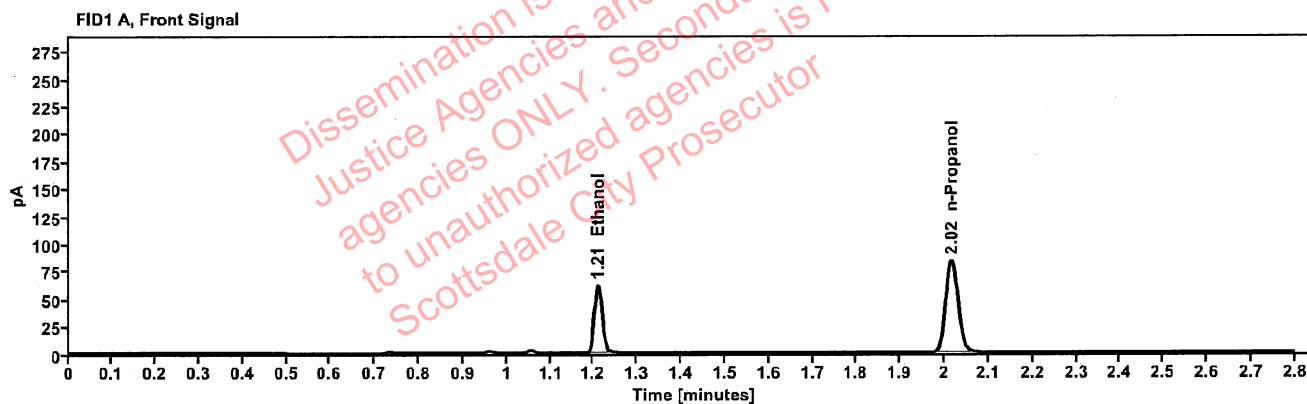


Table 1: FID 1 A (column DB-ALC1)

Compound	Amount (g/100mL)	Time (min)	Peak Area
>Ethanol	0.1300	1.210	78.175
n-Propanol	-----	2.016	166.618

Table 2: FID 2 B (column DB-ALC2)

Compound	Time (min)	Peak Area
Ethanol	1.374	99.441
n-Propanol	2.466	212.267

### Scottsdale Police Department Crime Lab Volatiles Analysis

Sample:	1427069	Vial:	41
Description:	[REDACTED]	LIMS ID:	[REDACTED]
Method:	ethanol quant.M	Sequence:	01Jul22
Instrument:	US14173023 CN14160045	Injection date:	7/1/2022 2:40:03 PM
Data file:	C:\Chem32\1\Data\01Jul22\41.D	Analyst:	Brooke

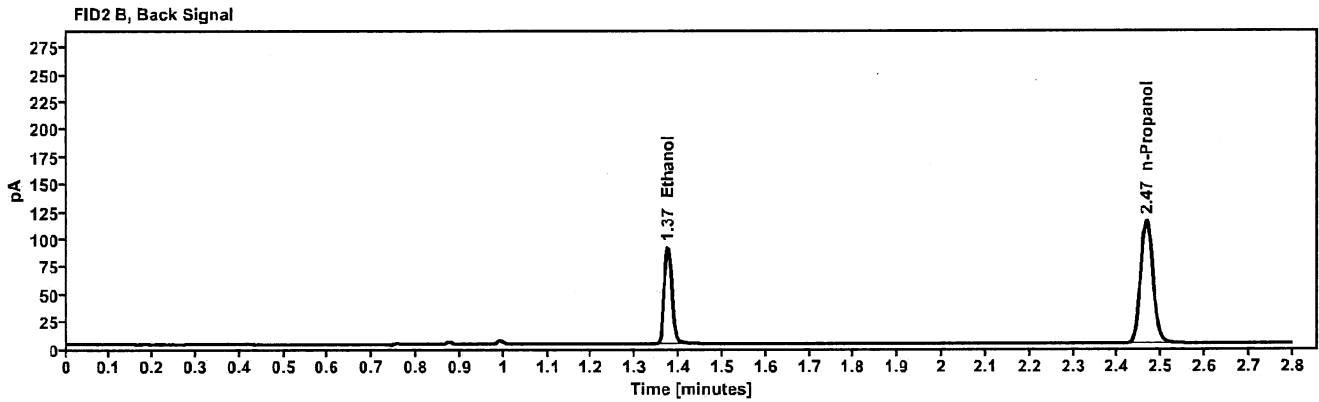
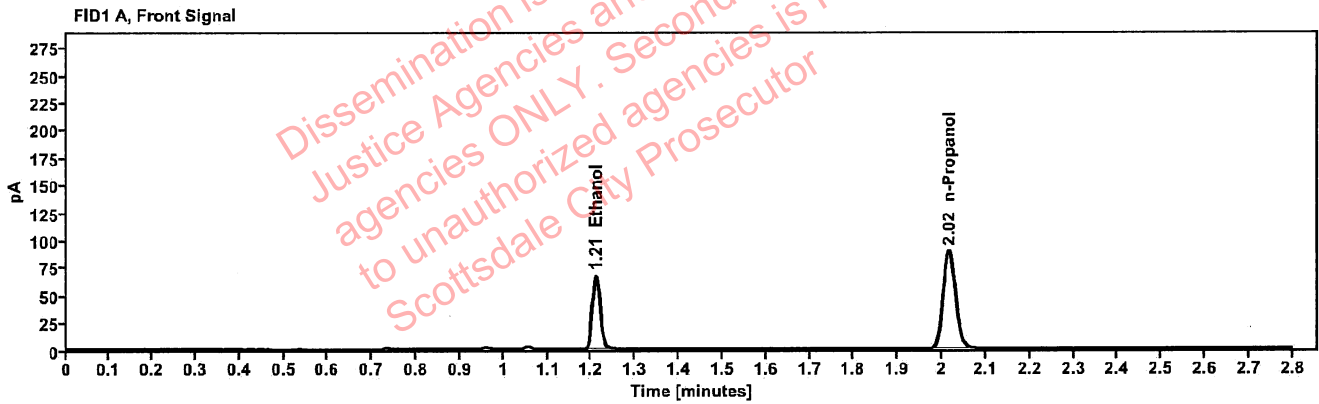


Table 1: FID 1 A (column DB-ALC1)

Compound	Amount (g/100mL)	Time (min)	Peak Area
>Ethanol	0.1323	1.210	84.356
n-Propanol	-----	2.016	176.684

Table 2: FID 2 B (column DB-ALC2)

Compound	Time (min)	Peak Area
Ethanol	1.374	107.392
n-Propanol	2.466	225.201

### Scottsdale Police Department Crime Lab Volatiles Analysis

Sample:	1427072	Vial:	43
Description:	[REDACTED]	LIMS ID:	[REDACTED]
Method:	ethanol quant.M	Sequence:	01Jul22
Instrument:	US14173023 CN14160045	Injection date:	7/1/2022 2:48:18 PM
Data file:	C:\Chem32\1\Data\01Jul22\43.D	Analyst:	Brooke

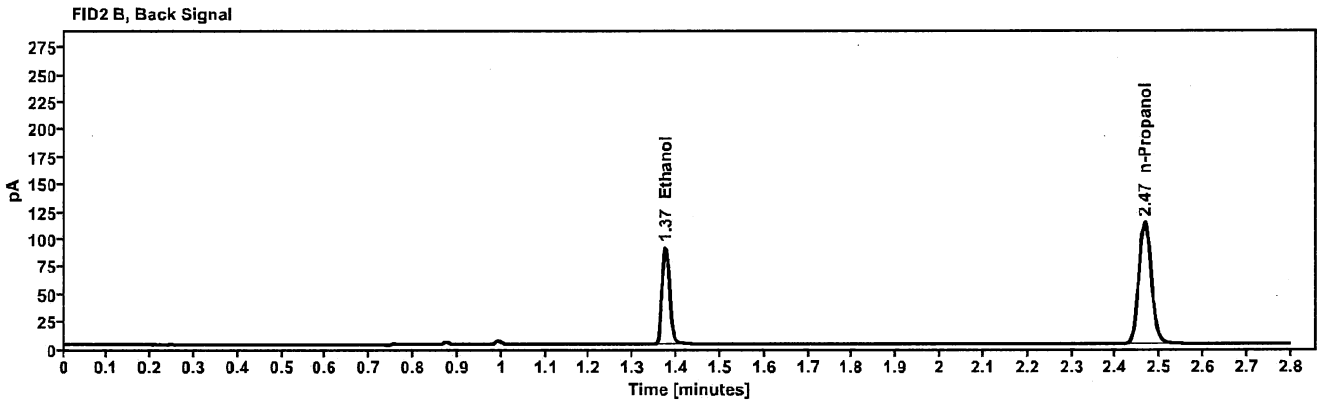
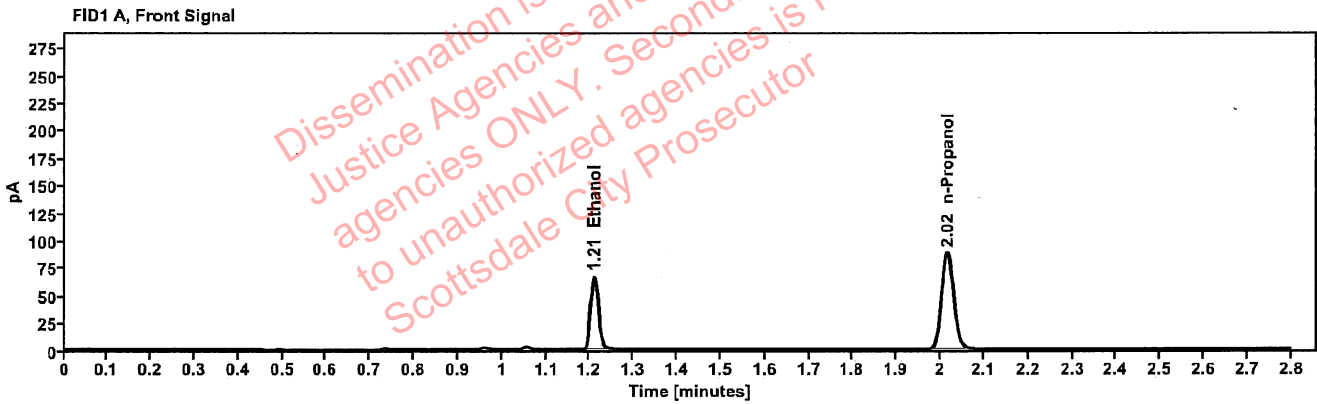


Table 1: FID 1 A (column DB-ALC1)

Compound	Amount (g/100mL)	Time (min)	Peak Area
>Ethanol	0.1335	1.210	84.243
n-Propanol	-----	2.016	174.916

Table 2: FID 2 B (column DB-ALC2)

Compound	Time (min)	Peak Area
Ethanol	1.374	107.173
n-Propanol	2.466	222.564

### Scottsdale Police Department Crime Lab Volatiles Analysis

Sample:	1427072	Vial:	44
Description:	[REDACTED]	LIMS ID:	[REDACTED]
Method:	ethanol quant.M	Sequence:	01Jul22
Instrument:	US14173023 CN14160045	Injection date:	7/1/2022 2:52:18 PM
Data file:	C:\Chem32\1\Data\01Jul22\44.D	Analyst:	Brooke

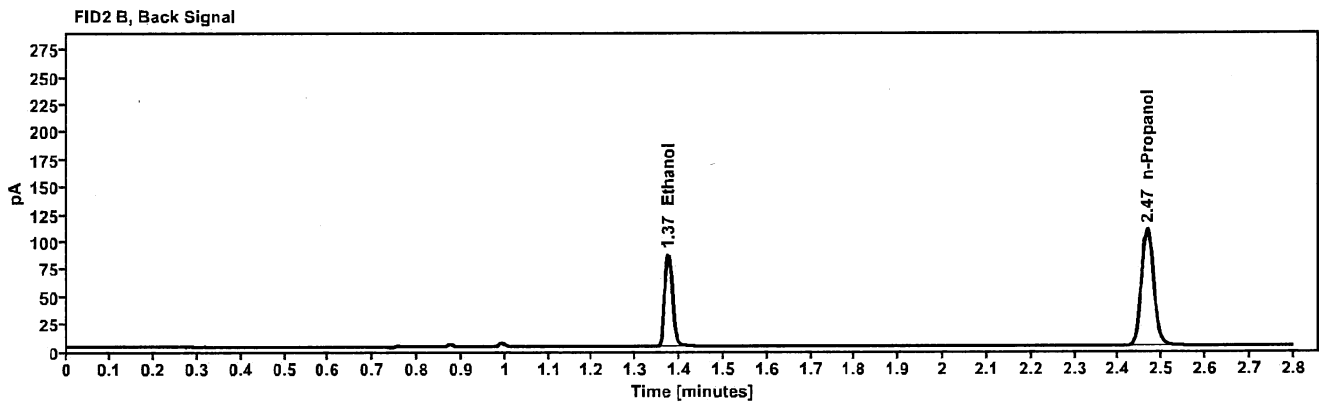
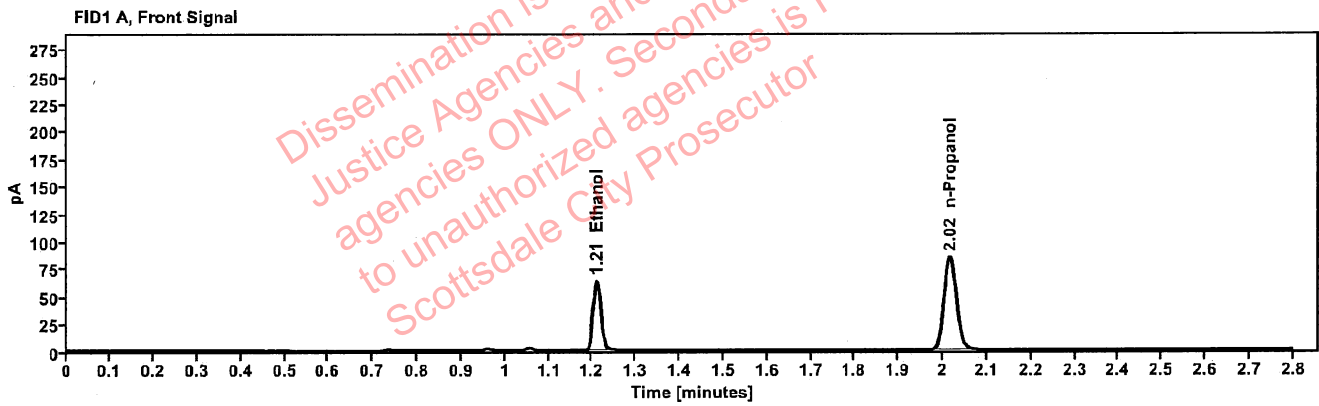


Table 1: FID 1 A (column DB-ALC1)

Compound	Amount (g/100mL)	Time (min)	Peak Area
>Ethanol	0.1322	1.210	80.321
n-Propanol	-----	2.016	168.339

Table 2: FID 2 B (column DB-ALC2)

Compound	Time (min)	Peak Area
Ethanol	1.374	102.136
n-Propanol	2.466	214.243

### Scottsdale Police Department Crime Lab Volatiles Analysis

Sample:	1427031	Vial:	45
Description:	[REDACTED]	LIMS ID:	[REDACTED]
Method:	ethanol quant.M	Sequence:	01Jul22
Instrument:	US14173023 CN14160045	Injection date:	7/1/2022 2:56:18 PM
Data file:	C:\Chem32\1\Data\01Jul22\45.D	Analyst:	Brooke

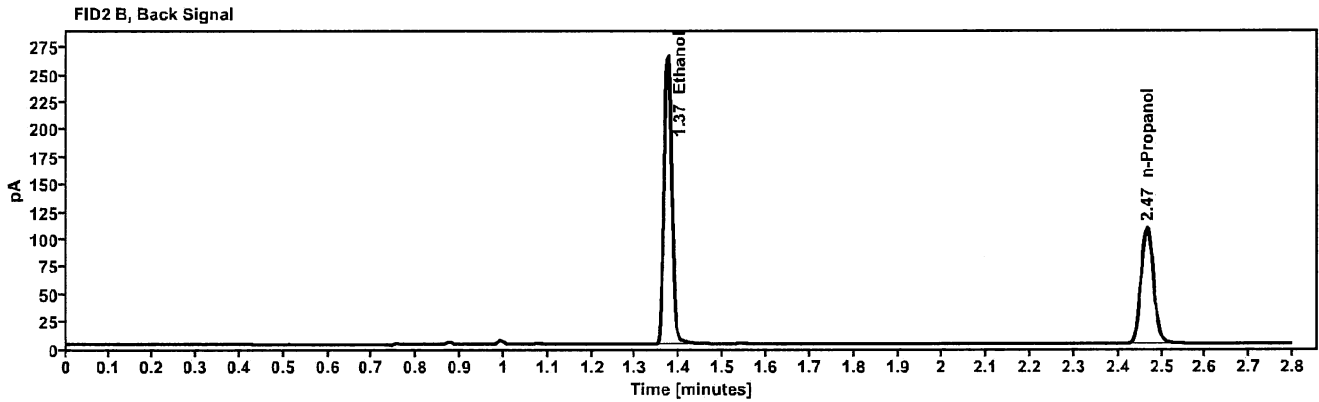
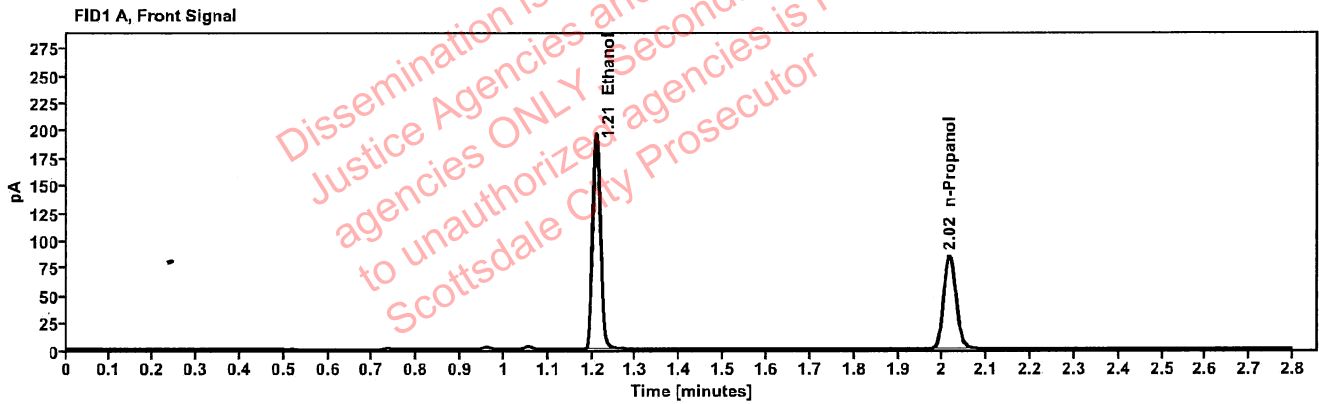


Table 1: FID 1 A (column DB-ALC1)

Compound	Amount (g/100mL)	Time (min)	Peak Area
>Ethanol	0.4099	1.209	248.740
n-Propanol	-----	2.016	167.718

Table 2: FID 2 B (column DB-ALC2)

Compound	Time (min)	Peak Area
Ethanol	1.373	318.159
n-Propanol	2.466	213.083



[REDACTED]: Brooke, Phillip - (06-Jul-2022)

Case: [REDACTED] User: pbrooke 7/6/2022

### Scottsdale Police Department Crime Lab Volatiles Analysis

Sample:	1427031	Vial:	46
Description:	[REDACTED]	LIMS ID:	[REDACTED]
Method:	ethanol quant.M	Sequence:	01Jul22
Instrument:	US14173023 CN14160045	Injection date:	7/1/2022 3:00:19 PM
Data file:	C:\Chem32\1\Data\01Jul22\46.D	Analyst:	Brooke

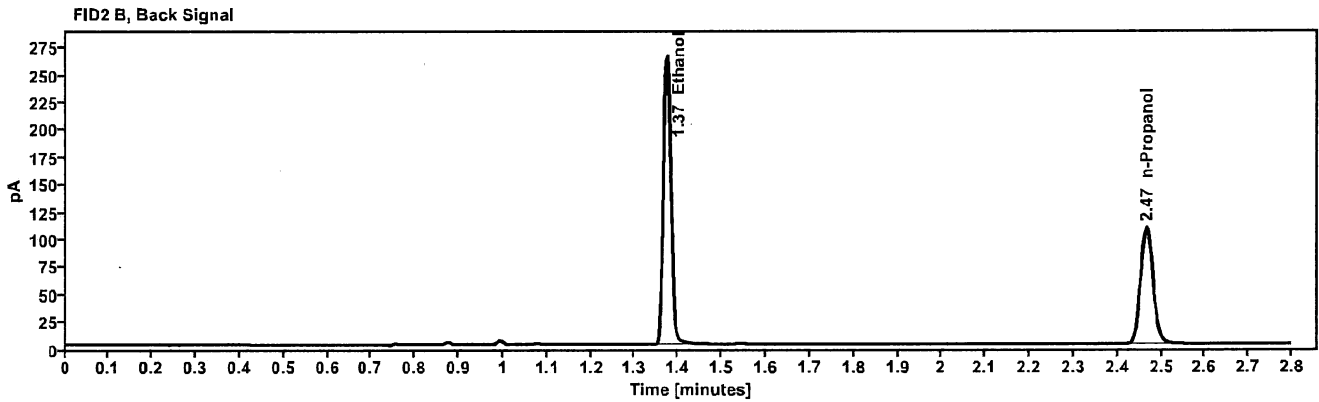
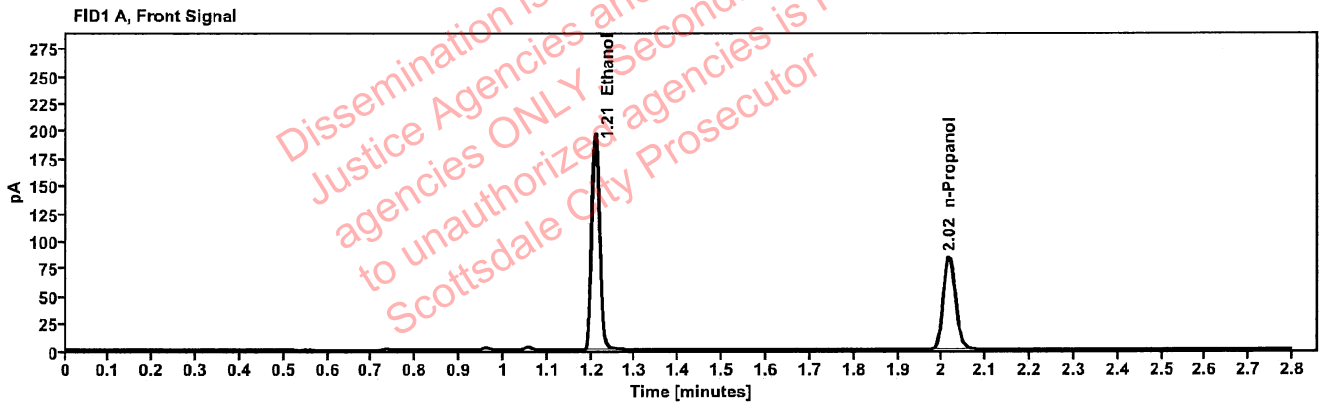


Table 1: FID 1 A (column DB-ALC1)

Compound	Amount (g/100mL)	Time (min)	Peak Area
>Ethanol	0.4111	1.209	249.110
n-Propanol	-----	2.016	167.490

Table 2: FID 2 B (column DB-ALC2)

Compound	Time (min)	Peak Area
Ethanol	1.373	318.671
n-Propanol	2.466	213.003

### Scottsdale Police Department Crime Lab Volatiles Analysis

Sample:	1427048	Vial:	47
Description:	[REDACTED]	LIMS ID:	[REDACTED]
Method:	ethanol quant.M	Sequence:	01Jul22
Instrument:	US14173023 CN14160045	Injection date:	7/1/2022 3:04:18 PM
Data file:	C:\Chem32\1\Data\01Jul22\47.D	Analyst:	Brooke

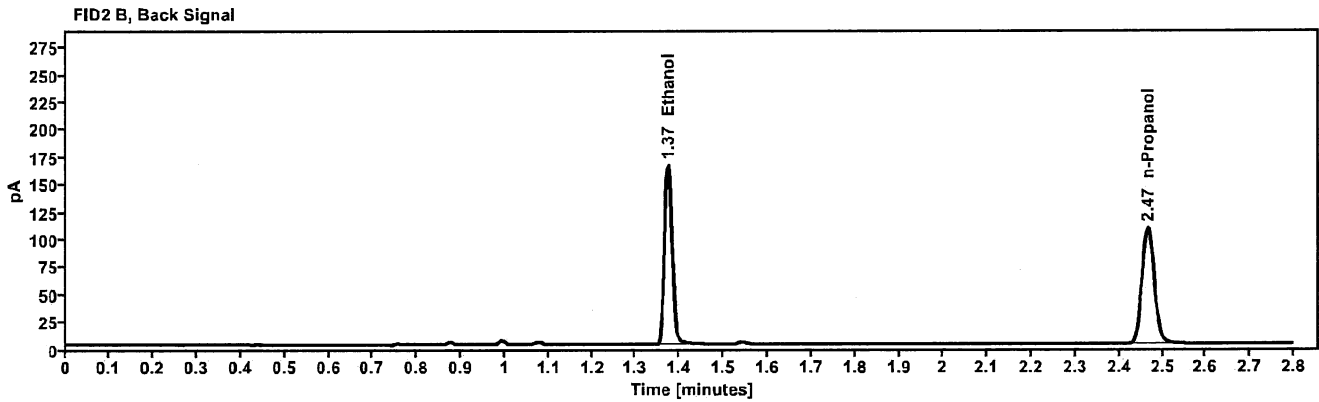
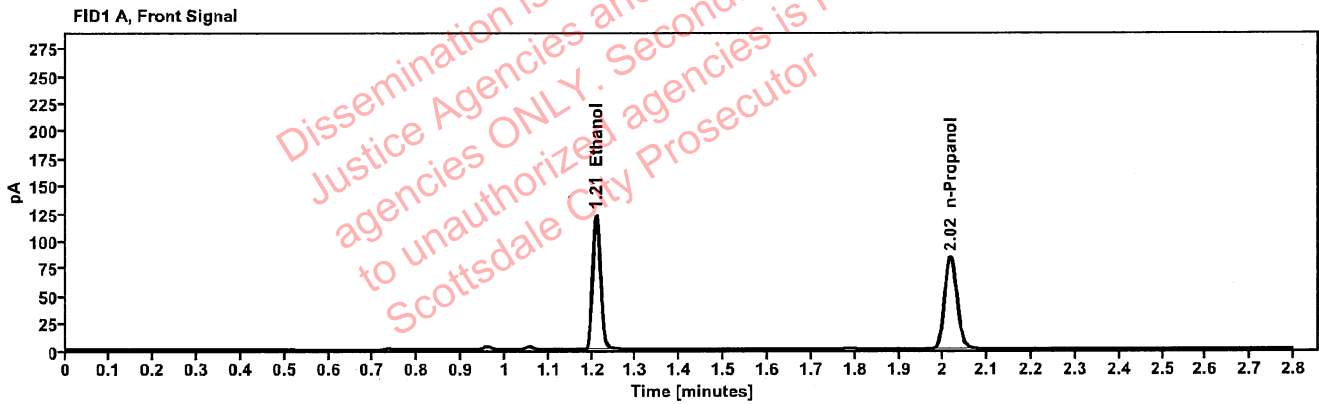


Table 1: FID 1 A (column DB-ALC1)

Compound	Amount (g/100mL)	Time (min)	Peak Area
>Ethanol	0.2577	1.210	155.352
n-Propanol	-----	2.016	166.740

Table 2: FID 2 B (column DB-ALC2)

Compound	Time (min)	Peak Area
Ethanol	1.373	198.883
n-Propanol	2.466	211.962

[REDACTED]: Brooke, Phillip - (06-Jul-2022)

Case: [REDACTED] User: pbrooke 7/6/2022

### Scottsdale Police Department Crime Lab Volatiles Analysis

Sample:	1427048	Vial:	48
Description:	[REDACTED]	LIMS ID:	[REDACTED]
Method:	ethanol quant.M	Sequence:	01Jul22
Instrument:	US14173023 CN14160045	Injection date:	7/1/2022 3:08:19 PM
Data file:	C:\Chem32\1\Data\01Jul22\48.D	Analyst:	Brooke

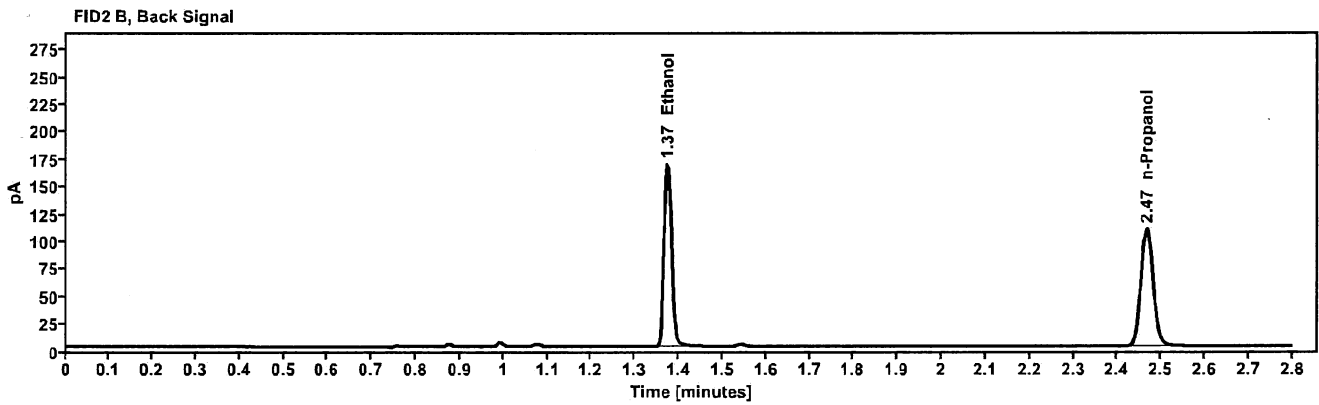
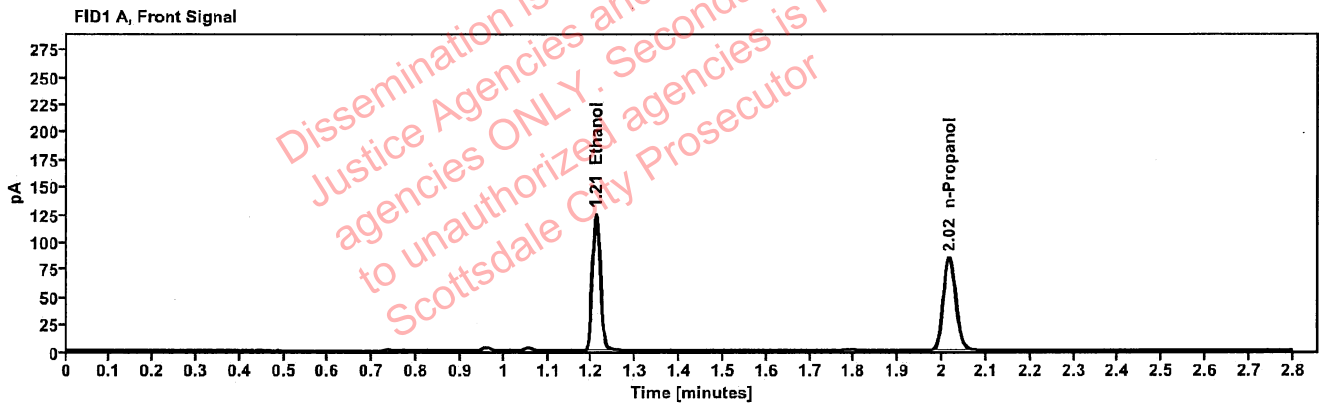


Table 1: FID 1 A (column DB-ALC1)

Compound	Amount (g/100mL)	Time (min)	Peak Area
>Ethanol	0.2588	1.210	157.779
n-Propanol	-----	2.016	168.609

Table 2: FID 2 B (column DB-ALC2)

Compound	Time (min)	Peak Area
Ethanol	1.373	201.794
n-Propanol	2.466	214.484

### Scottsdale Police Department Crime Lab Volatiles Analysis

Sample:	1427468	Vial:	49
Description:	[REDACTED]	LIMS ID:	[REDACTED]
Method:	ethanol quant.M	Sequence:	01Jul22
Instrument:	US14173023 CN14160045	Injection date:	7/1/2022 3:12:34 PM
Data file:	C:\Chem32\1\Data\01Jul22\49.D	Analyst:	Brooke

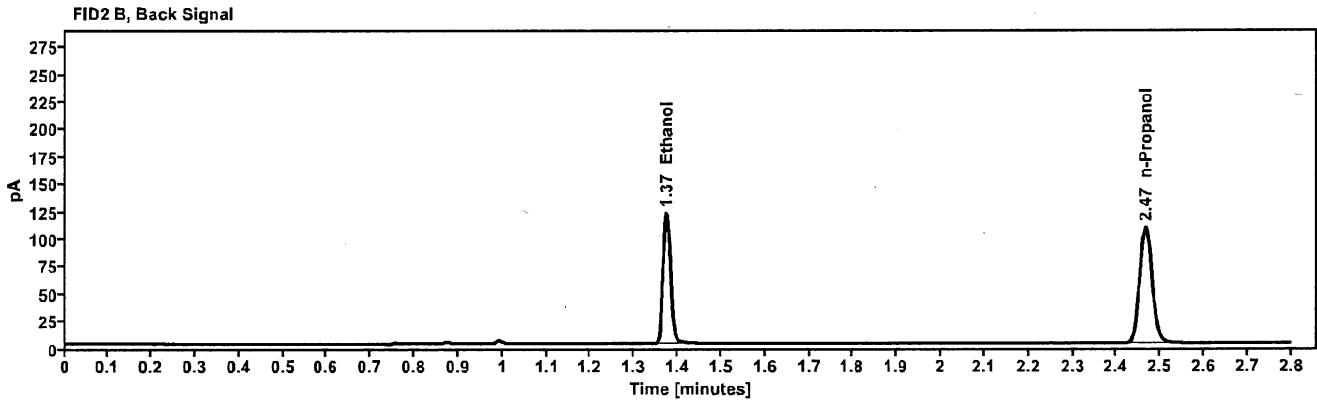
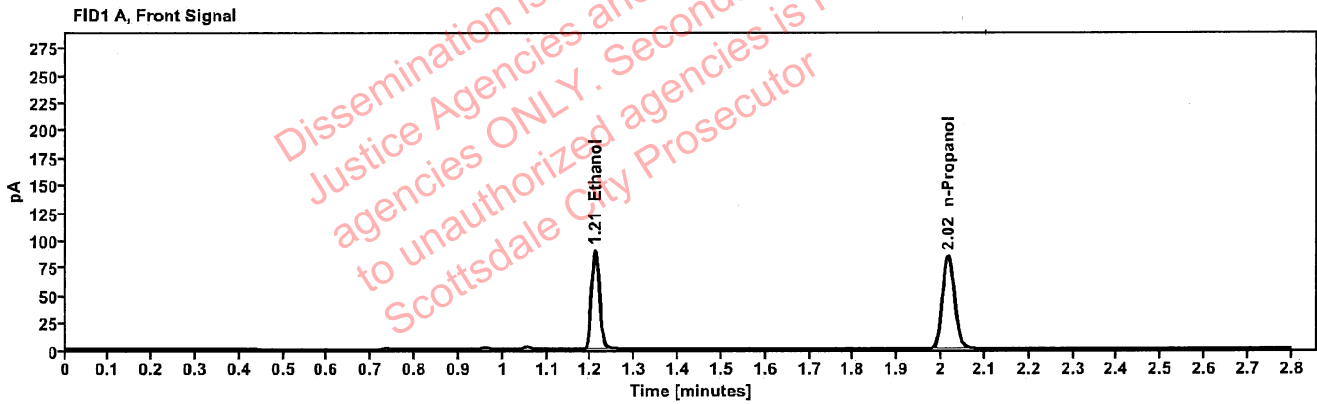


Table 1: FID 1 A (column DB-ALC1)

Compound	Amount (g/100mL)	Time (min)	Peak Area
>Ethanol	0.1881	1.210	114.039
n-Propanol	-----	2.016	167.851

Table 2: FID 2 B (column DB-ALC2)

Compound	Time (min)	Peak Area
Ethanol	1.374	145.366
n-Propanol	2.466	213.272

### Scottsdale Police Department Crime Lab Volatiles Analysis

Sample:	1427468	Vial:	50
Description:	[REDACTED]	LIMS ID:	[REDACTED]
Method:	ethanol quant.M	Sequence:	01Jul22
Instrument:	US14173023 CN14160045	Injection date:	7/1/2022 3:16:33 PM
Data file:	C:\Chem32\1\Data\01Jul22\50.D	Analyst:	Brooke

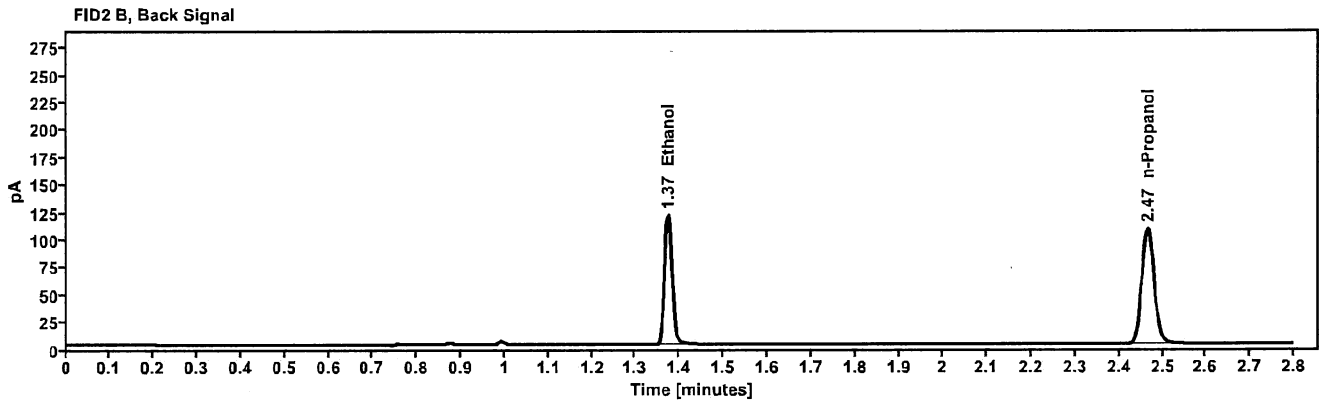
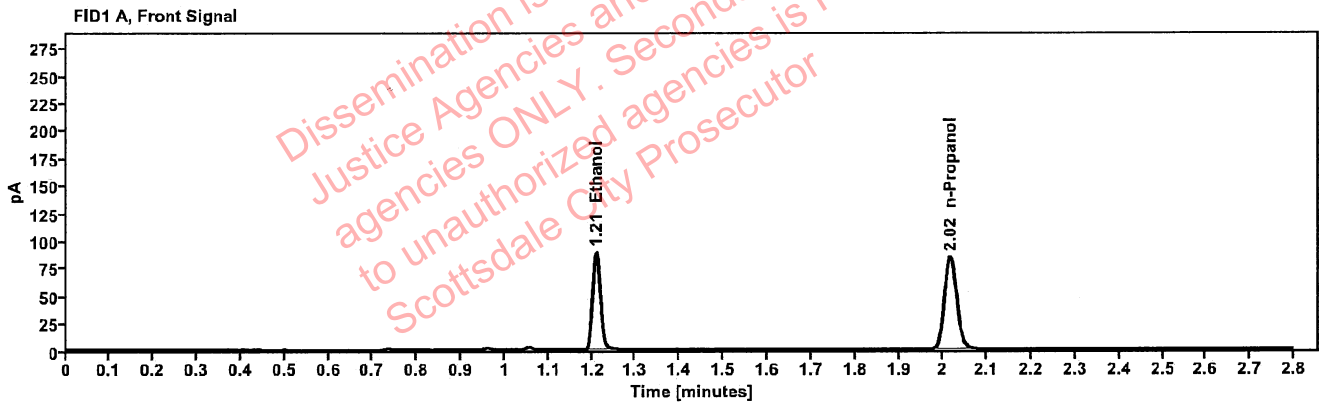


Table 1: FID 1 A (column DB-ALC1)

Compound	Amount (g/100mL)	Time (min)	Peak Area
>Ethanol	0.1872	1.210	112.802
n-Propanol	-----	2.016	166.817

Table 2: FID 2 B (column DB-ALC2)

Compound	Time (min)	Peak Area
Ethanol	1.373	143.341
n-Propanol	2.466	211.956

### Scottsdale Police Department Crime Lab Volatiles Analysis

Sample:	1427458	Vial:	51
Description:		LIMS ID:	
Method:	ethanol quant.M	Sequence:	01Jul22
Instrument:	US14173023 CN14160045	Injection date:	7/1/2022 3:20:34 PM
Data file:	C:\Chem32\1\Data\01Jul22\51.D	Analyst:	Brooke

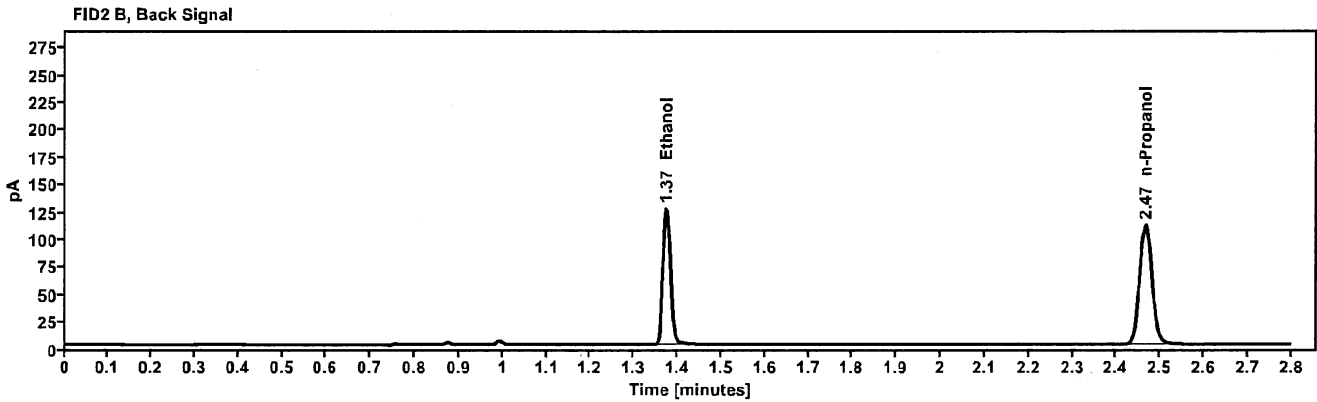
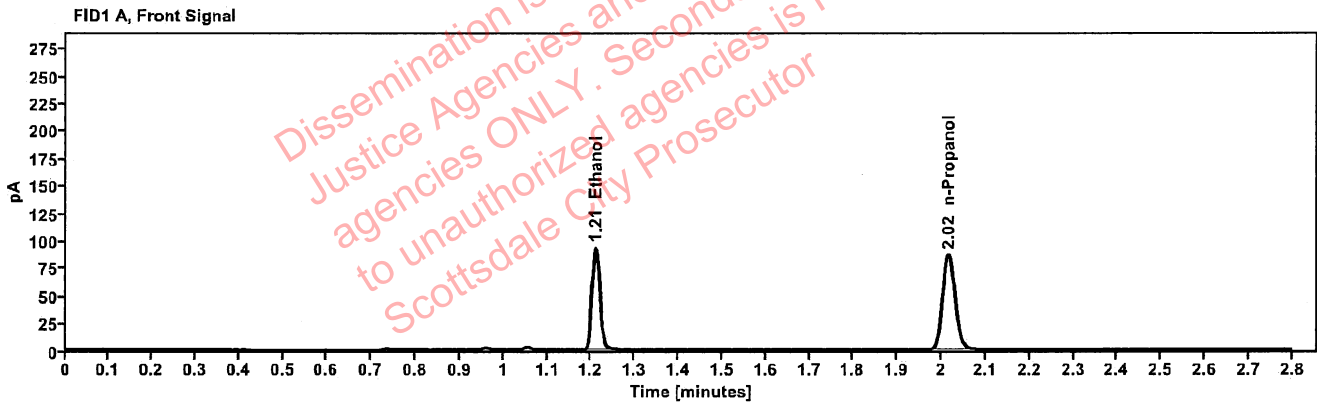


Table 1: FID 1 A (column DB-ALC1)

Compound	Amount (g/100mL)	Time (min)	Peak Area
>Ethanol	0.1897	1.210	117.876
n-Propanol	-----	2.016	171.972

Table 2: FID 2 B (column DB-ALC2)

Compound	Time (min)	Peak Area
Ethanol	1.374	150.311
n-Propanol	2.466	219.036

### Scottsdale Police Department Crime Lab Volatiles Analysis

Sample:	1427458	Vial:	52
Description:		LIMS ID:	
Method:	ethanol quant.M	Sequence:	01Jul22
Instrument:	US14173023 CN14160045	Injection date:	7/1/2022 3:24:33 PM
Data file:	C:\Chem32\1\Data\01Jul22\52.D	Analyst:	Brooke

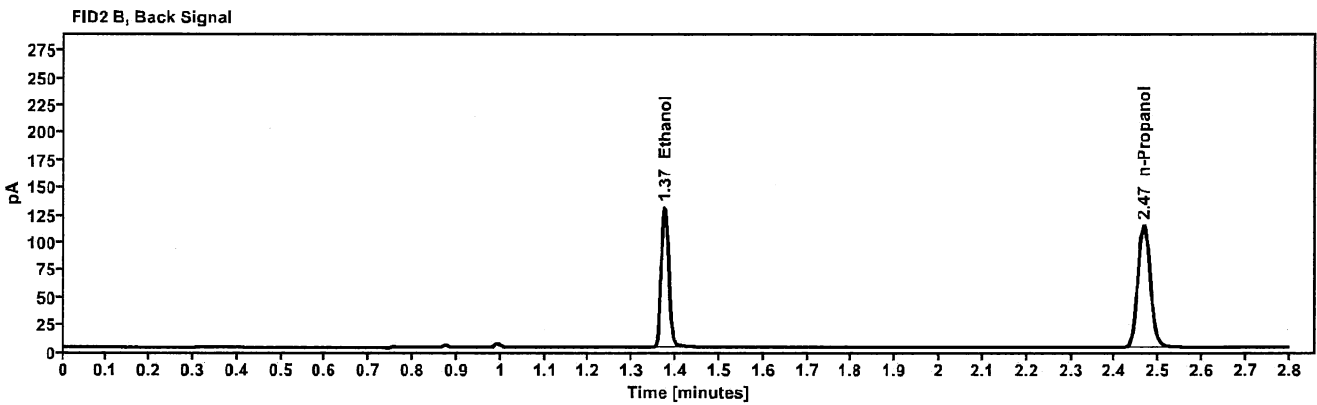
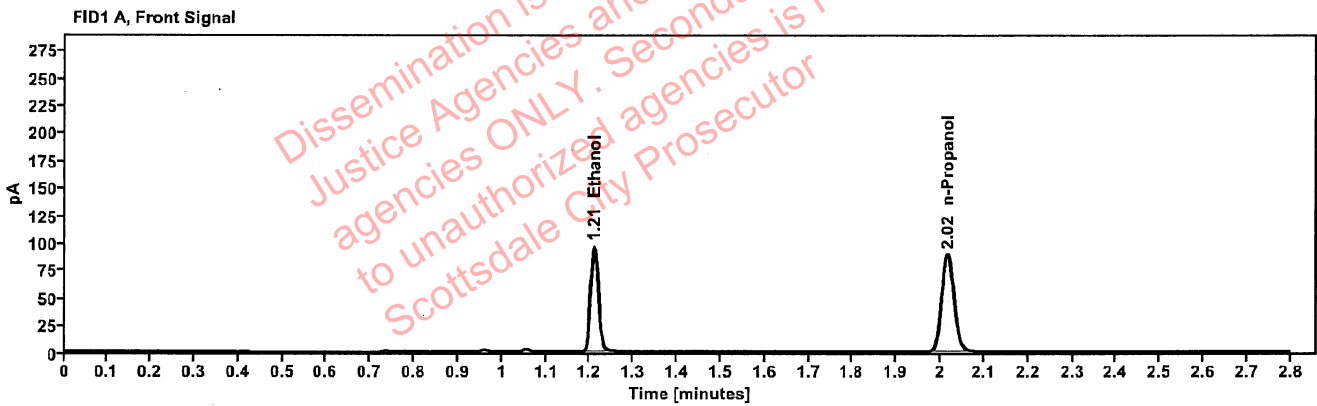


Table 1: FID 1 A (column DB-ALC1)

Compound	Amount (g/100mL)	Time (min)	Peak Area
>Ethanol	0.1910	1.210	121.749
n-Propanol	-----	2.016	176.424

Table 2: FID 2 B (column DB-ALC2)

Compound	Time (min)	Peak Area
Ethanol	1.373	155.646
n-Propanol	2.466	224.500

### Scottsdale Police Department Crime Lab Volatiles Analysis

Sample:	1427567	Vial:	54
Description:	[REDACTED]	LIMS ID:	[REDACTED]
Method:	ethanol quant.M	Sequence:	01Jul22
Instrument:	US14173023 CN14160045	Injection date:	7/1/2022 3:32:34 PM
Data file:	C:\Chem32\1\Data\01Jul22\54.D	Analyst:	Brooke

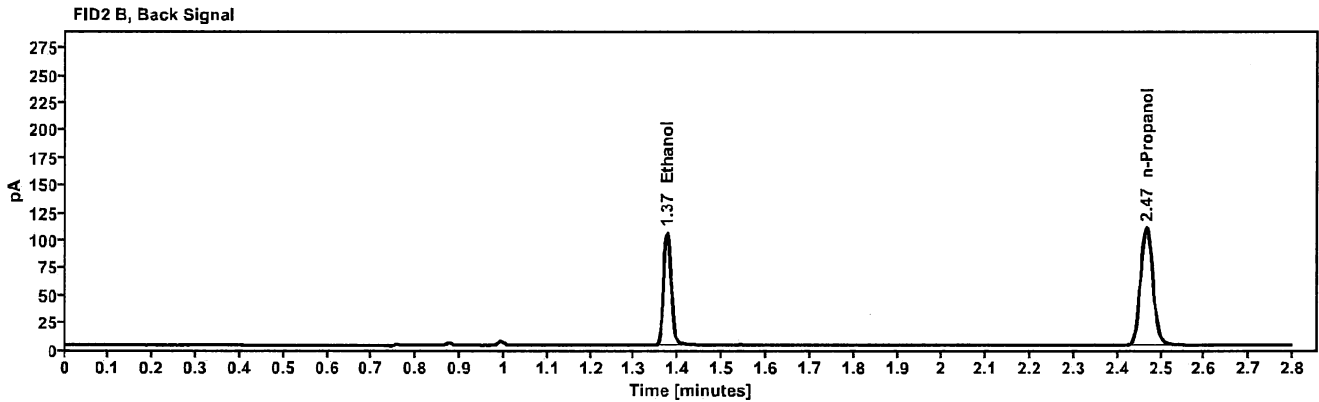
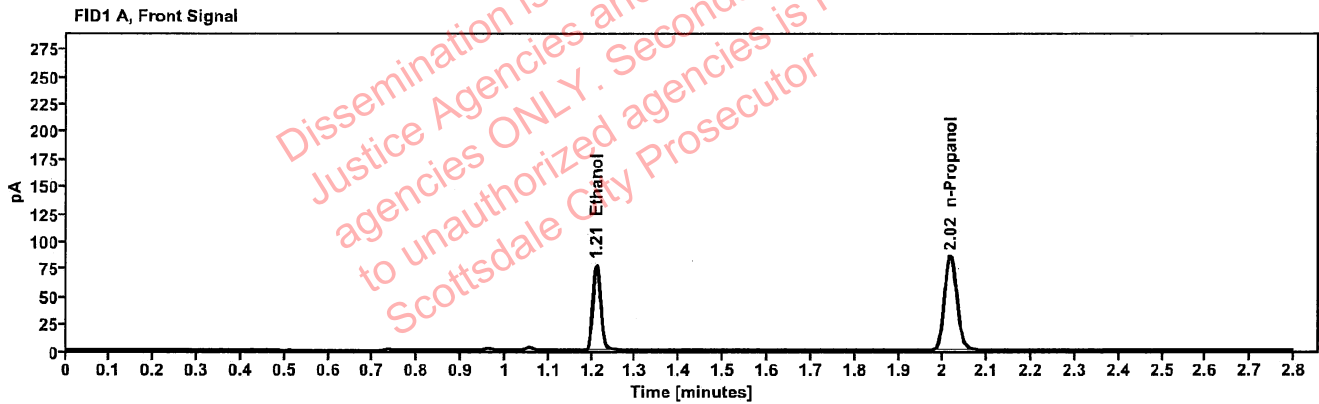


Table 1: FID 1 A (column DB-ALC1)

Compound	Amount (g/100mL)	Time (min)	Peak Area
>Ethanol	0.1602	1.210	98.473
n-Propanol	-----	2.016	170.229

Table 2: FID 2 B (column DB-ALC2)

Compound	Time (min)	Peak Area
Ethanol	1.374	125.472
n-Propanol	2.466	216.774



### Scottsdale Police Department Crime Lab Volatiles Analysis

Sample:	1427567	Vial:	55
Description:	[REDACTED]	LIMS ID:	[REDACTED]
Method:	ethanol quant.M	Sequence:	01Jul22
Instrument:	US14173023 CN14160045	Injection date:	7/1/2022 3:36:49 PM
Data file:	C:\Chem32\1\Data\01Jul22\55.D	Analyst:	Brooke

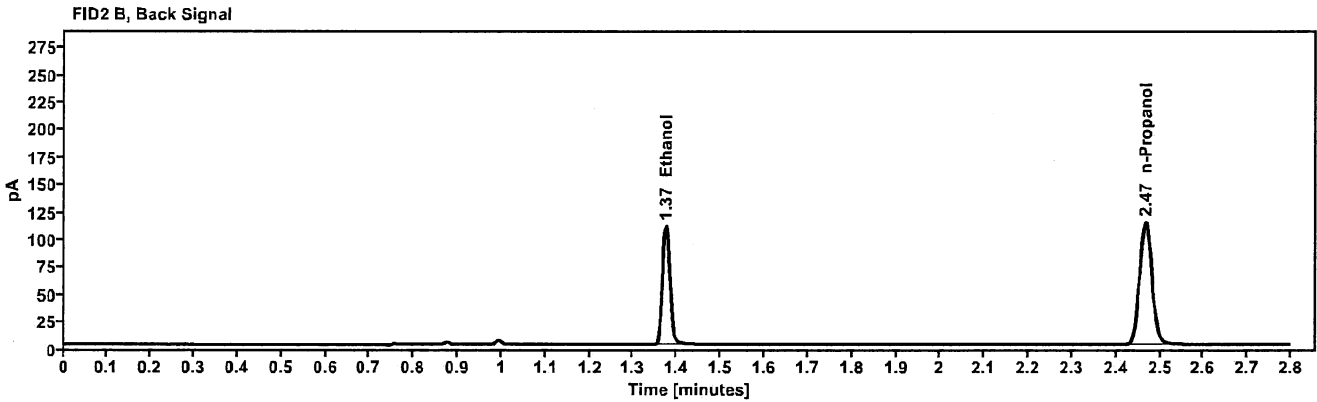
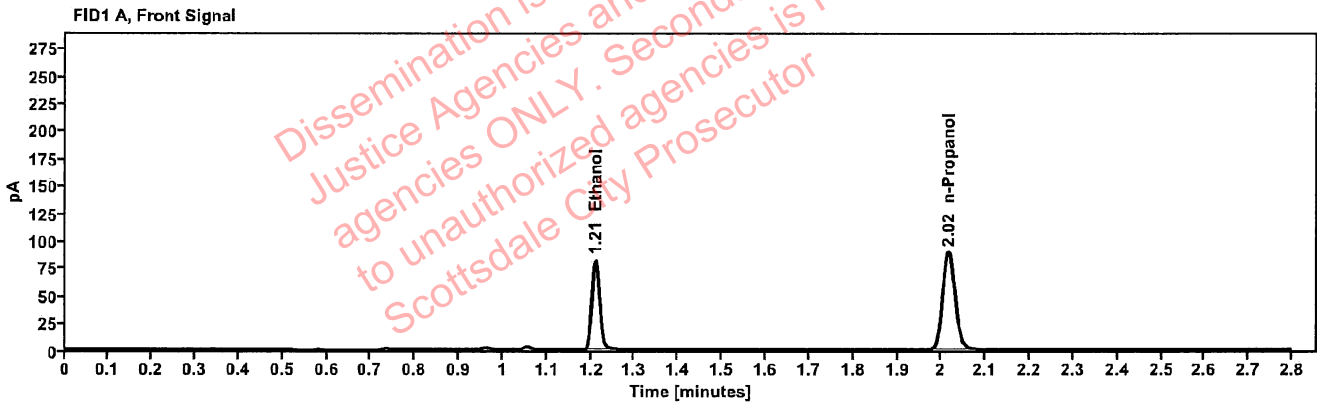


Table 1: FID 1 A (column DB-ALC1)

Compound	Amount (g/100mL)	Time (min)	Peak Area
>Ethanol	0.1619	1.210	103.300
n-Propanol	-----	2.016	176.733

Table 2: FID 2 B (column DB-ALC2)

Compound	Time (min)	Peak Area
Ethanol	1.374	131.682
n-Propanol	2.467	224.945

### Scottsdale Police Department Crime Lab Volatiles Analysis

Sample:	1427697	Vial:	56
Description:	[REDACTED]	LIMS ID:	[REDACTED]
Method:	ethanol quant.M	Sequence:	01Jul22
Instrument:	US14173023 CN14160045	Injection date:	7/1/2022 3:40:48 PM
Data file:	C:\Chem32\1\Data\01Jul22\56.D	Analyst:	Brooke

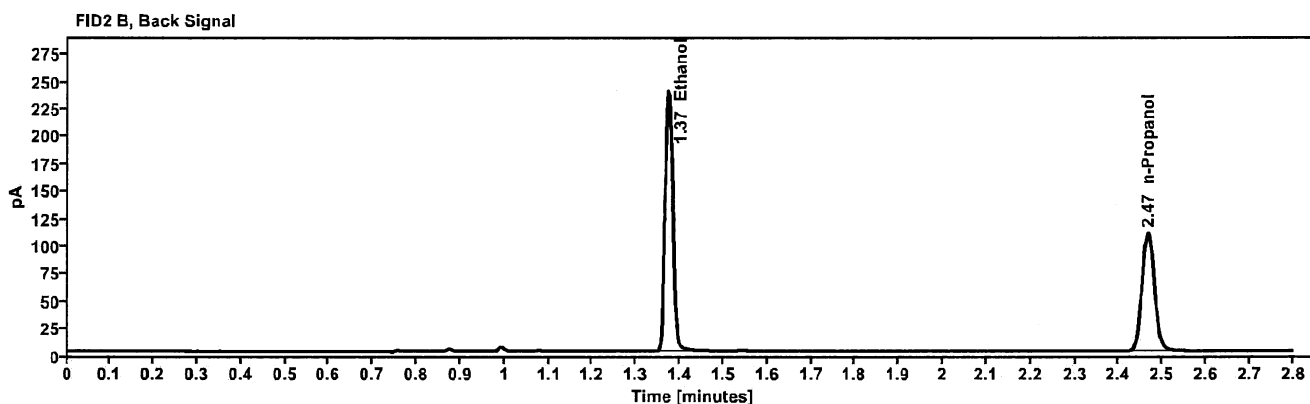
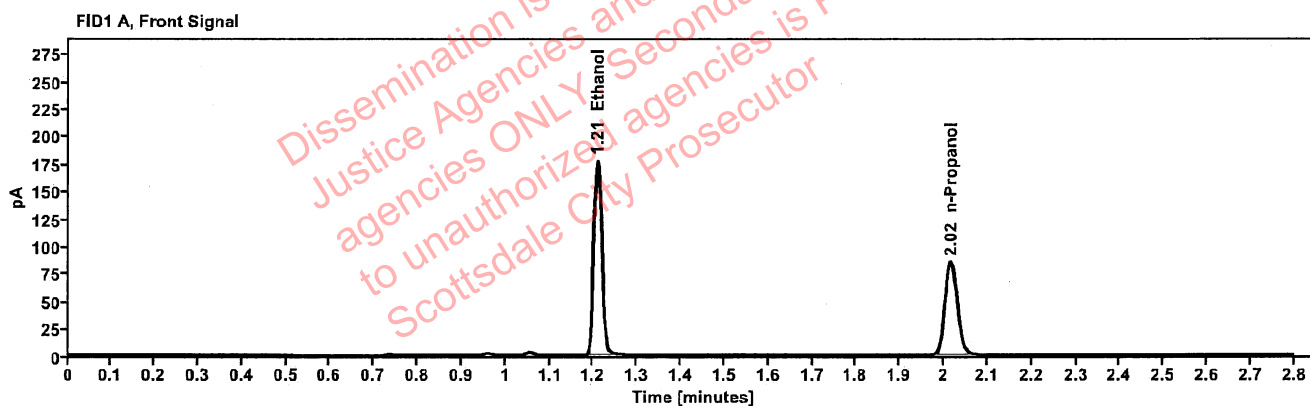


Table 1: FID 1 A (column DB-ALC1)

Compound	Amount (g/100mL)	Time (min)	Peak Area
>Ethanol	0.3662	1.209	224.654
n-Propanol	-----	2.016	169.586

Table 2: FID 2 B (column DB-ALC2)

Compound	Time (min)	Peak Area
Ethanol	1.373	287.600
n-Propanol	2.466	215.379

### Scottsdale Police Department Crime Lab Volatiles Analysis

Sample:	1427697	Vial:	57
Description:		LIMS ID:	
Method:	ethanol quant.M	Sequence:	01Jul22
Instrument:	US14173023 CN14160045	Injection date:	7/1/2022 3:44:48 PM
Data file:	C:\Chem32\1\Data\01Jul22\57.D	Analyst:	Brooke

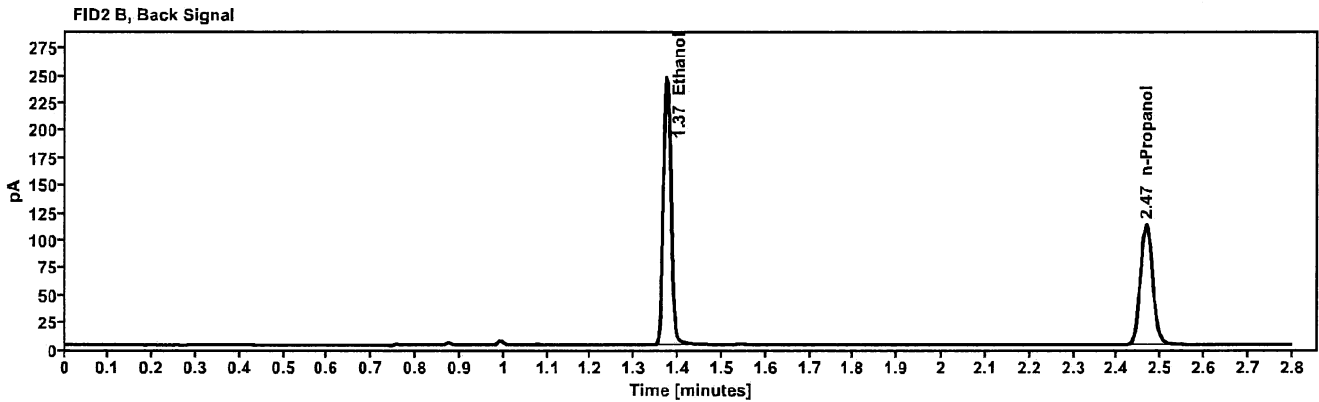
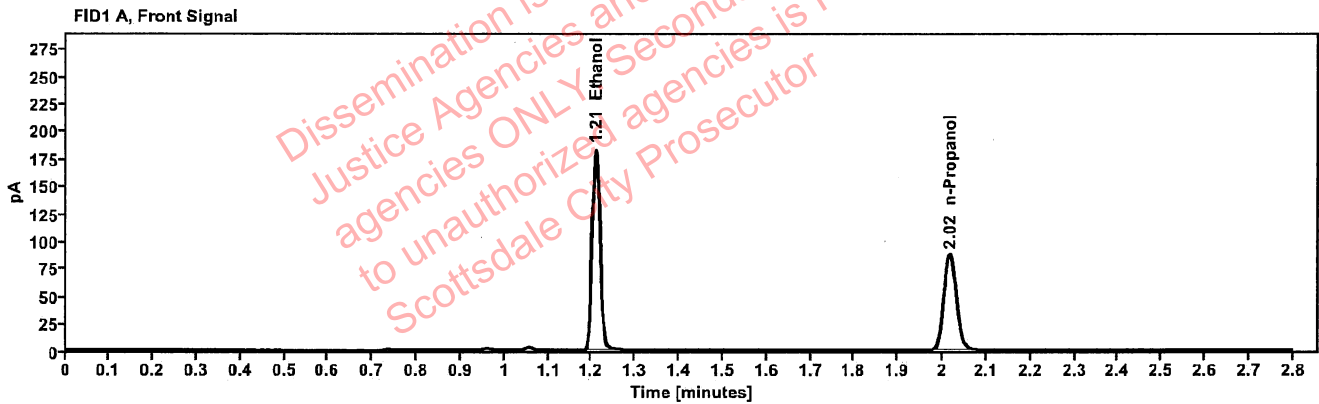


Table 1: FID 1 A (column DB-ALC1)

Compound	Amount (g/100mL)	Time (min)	Peak Area
>Ethanol	0.3687	1.209	231.538
n-Propanol	---	2.016	173.602

Table 2: FID 2 B (column DB-ALC2)

Compound	Time (min)	Peak Area
Ethanol	1.373	296.405
n-Propanol	2.466	220.611

[REDACTED]: Brooke, Phillip - (06-Jul-2022)

Case: [REDACTED] User: pbrooke 7/6/2022

### Scottsdale Police Department Crime Lab Volatiles Analysis

Sample:	1427856	Vial:	58
Description:	[REDACTED]	LIMS ID:	[REDACTED]
Method:	ethanol quant.M	Sequence:	01Jul22
Instrument:	US14173023 CN14160045	Injection date:	7/1/2022 3:48:48 PM
Data file:	C:\Chem32\1\Data\01Jul22\58.D	Analyst:	Brooke

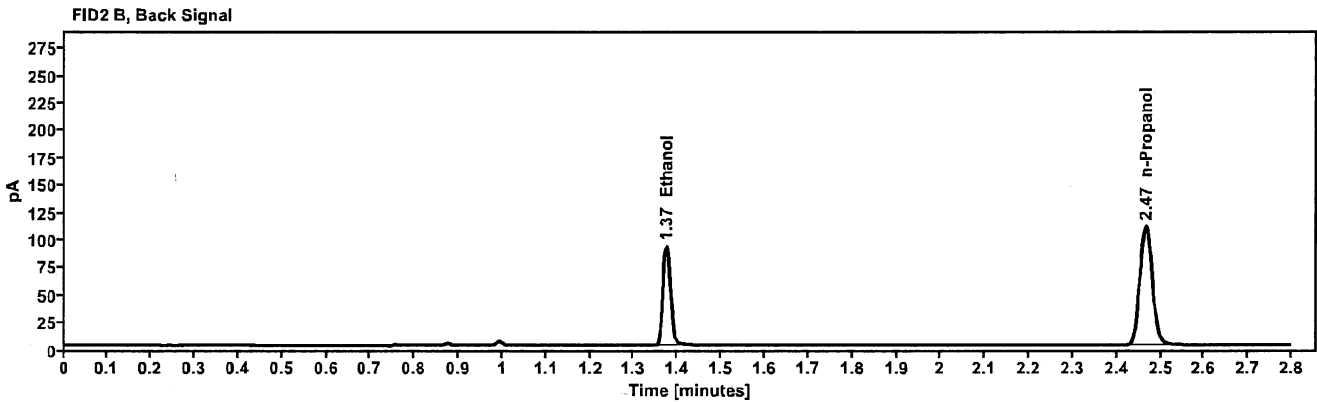
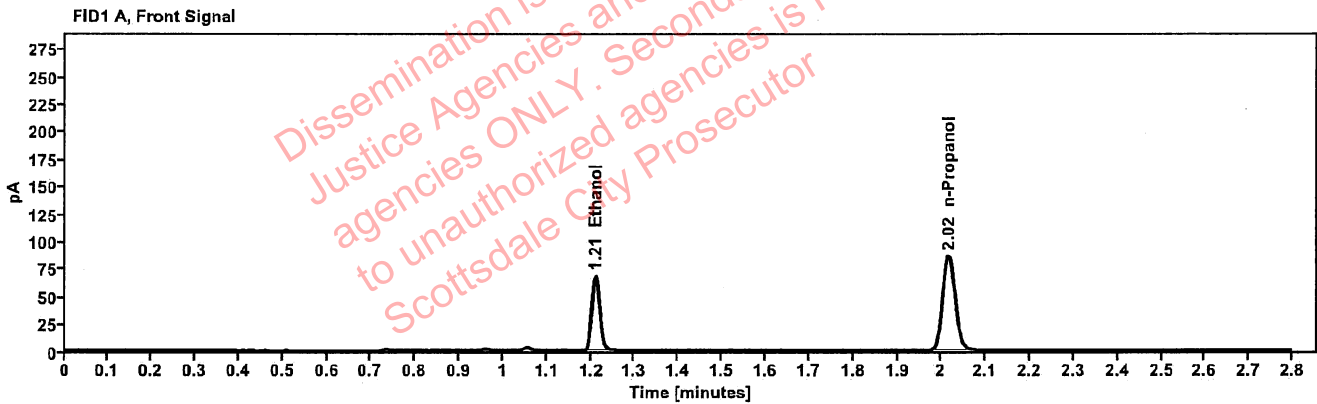


Table 1: FID 1 A (column DB-ALC1)

Compound	Amount (g/100mL)	Time (min)	Peak Area
>Ethanol	0.1397	1.210	86.147
n-Propanol	-----	2.016	170.904

Table 2: FID 2 B (column DB-ALC2)

Compound	Time (min)	Peak Area
Ethanol	1.374	109.860
n-Propanol	2.466	217.768

### Scottsdale Police Department Crime Lab Volatiles Analysis

Sample:	1427856	Vial:	59
Description:	[REDACTED]	LIMS ID:	[REDACTED]
Method:	ethanol quant.M	Sequence:	01Jul22
Instrument:	US14173023 CN14160045	Injection date:	7/1/2022 3:52:48 PM
Data file:	C:\Chem32\1\Data\01Jul22\59.D	Analyst:	Brooke

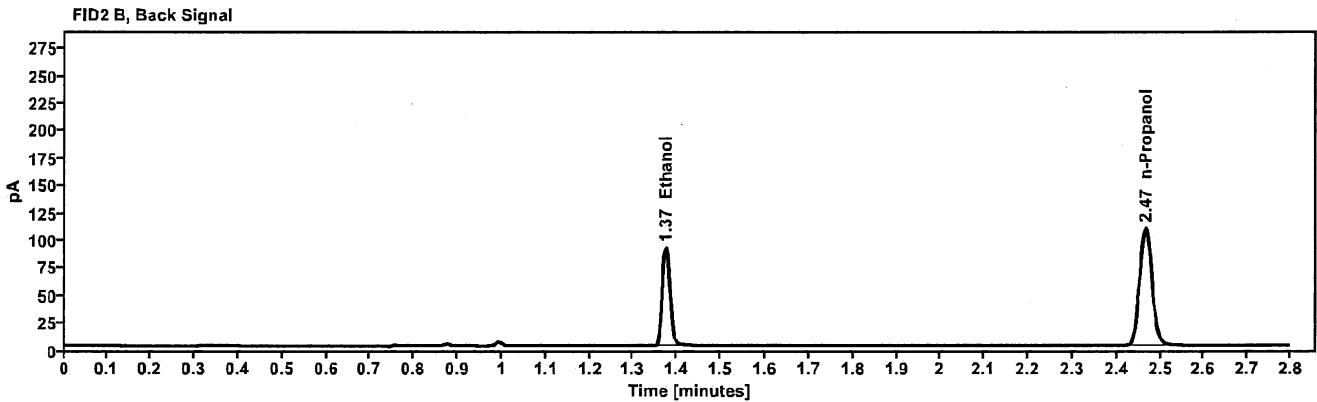
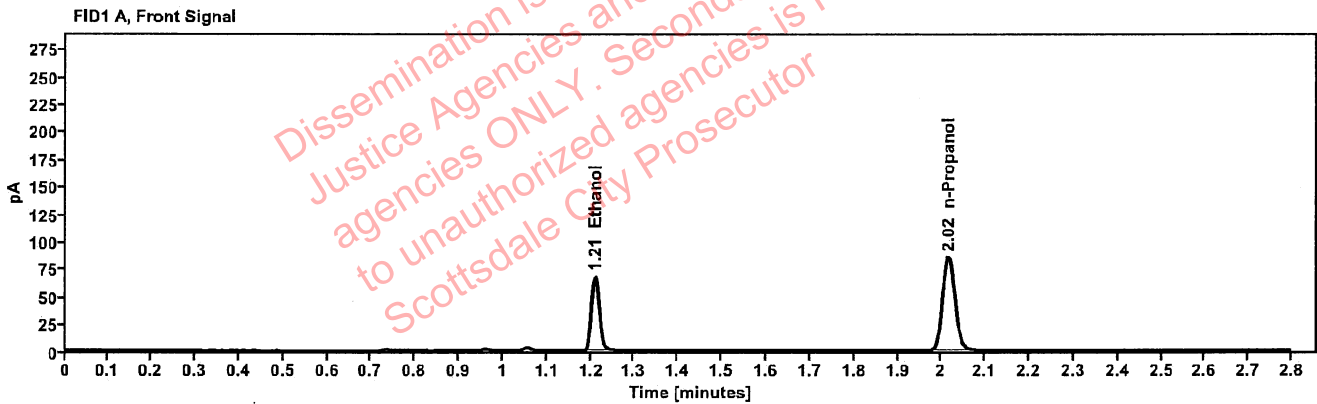


Table 1: FID 1 A (column DB-ALC1)

Compound	Amount (g/100mL)	Time (min)	Peak Area
>Ethanol	0.1402	1.210	85.570
n-Propanol	-----	2.016	169.108

Table 2: FID 2 B (column DB-ALC2)

Compound	Time (min)	Peak Area
Ethanol	1.374	108.845
n-Propanol	2.466	215.265

### Scottsdale Police Department Crime Lab Volatiles Analysis

Sample:	1427012	Vial:	60
Description:	██████████	LIMS ID:	██████████
Method:	ethanol quant.M	Sequence:	01Jul22
Instrument:	US14173023 CN14160045	Injection date:	7/1/2022 3:56:50 PM
Data file:	C:\Chem32\1\Data\01Jul22\60.D	Analyst:	Brooke

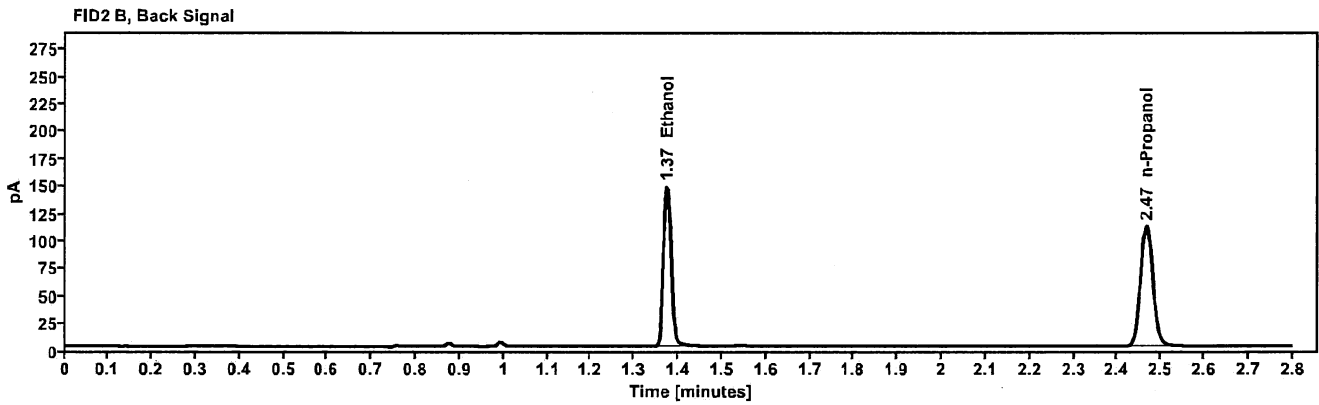
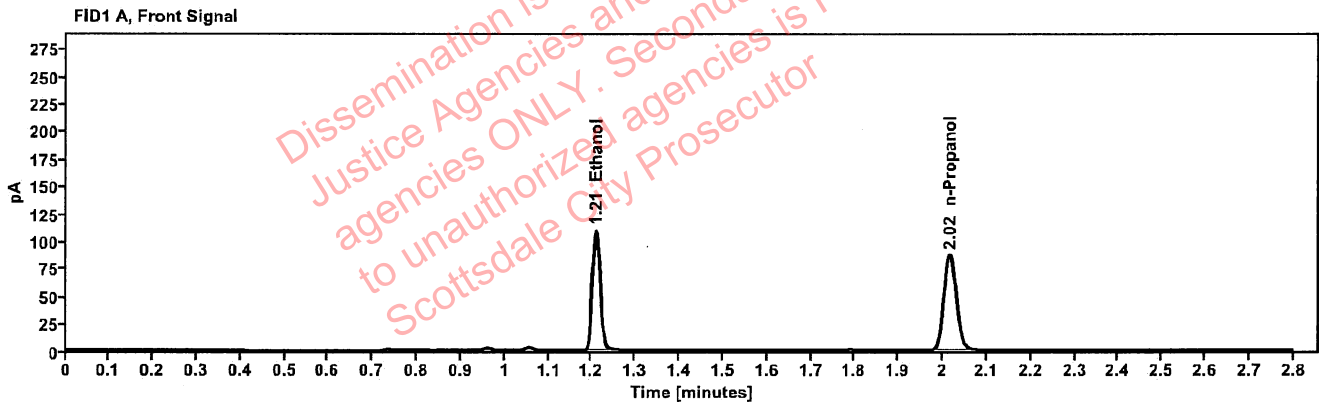


Table 1: FID 1 A (column DB-ALC1)

Compound	Amount (g/100mL)	Time (min)	Peak Area
>Ethanol	0.2221	1.210	138.489
n-Propanol	-----	2.016	172.544

Table 2: FID 2 B (column DB-ALC2)

Compound	Time (min)	Peak Area
Ethanol	1.373	176.578
n-Propanol	2.466	219.849

### Scottsdale Police Department Crime Lab Volatiles Analysis

Sample:	1427012	Vial:	61
Description:	[REDACTED]	LIMS ID:	[REDACTED]
Method:	ethanol quant.M	Sequence:	01Jul22
Instrument:	US14173023 CN14160045	Injection date:	7/1/2022 4:01:03 PM
Data file:	C:\Chem32\1\Data\01Jul22\61.D	Analyst:	Brooke

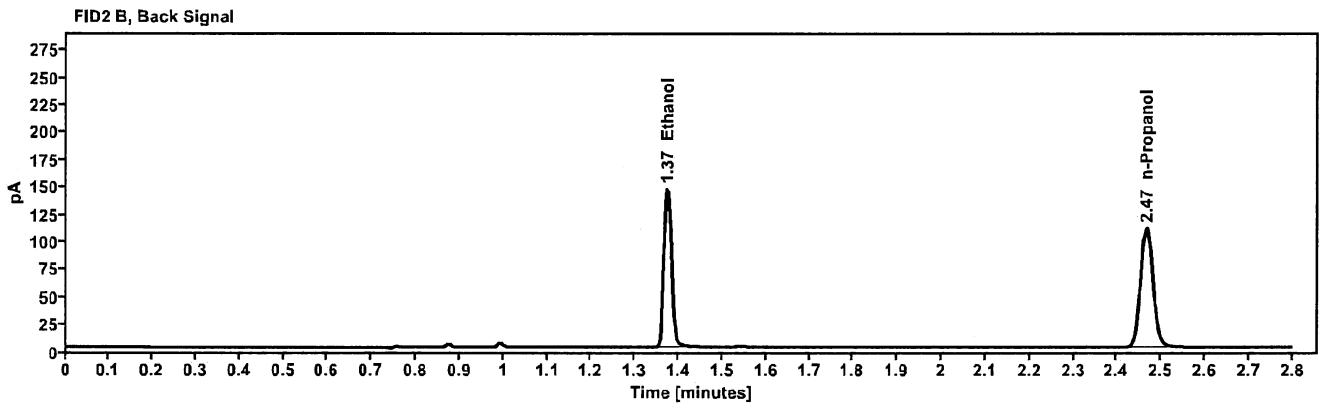
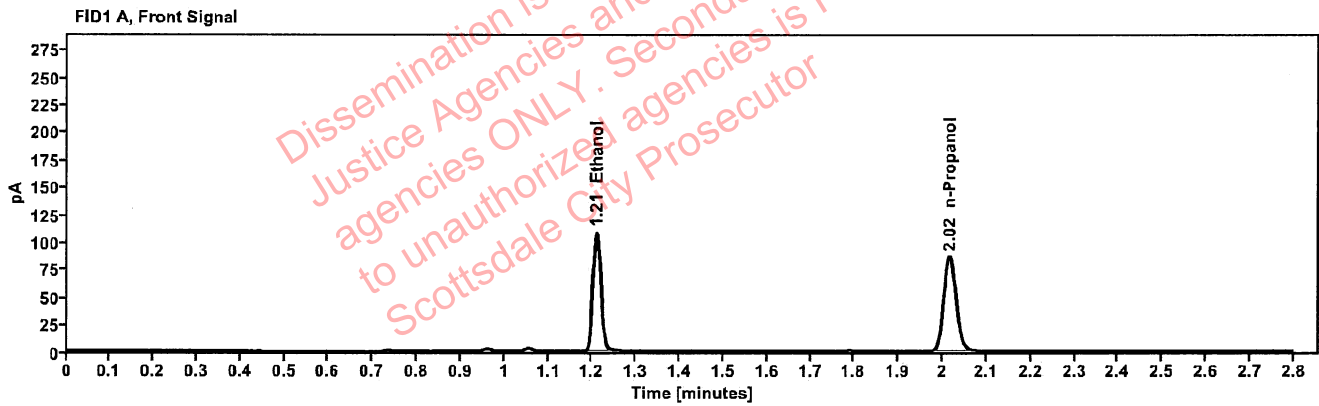


Table 1: FID 1 A (column DB-ALC1)

Compound	Amount (g/100mL)	Time (min)	Peak Area
>Ethanol	0.2223	1.210	137.453
n-Propanol	-----	2.016	171.108

Table 2: FID 2 B (column DB-ALC2)

Compound	Time (min)	Peak Area
Ethanol	1.373	175.075
n-Propanol	2.466	217.955

### Scottsdale Police Department Crime Lab Volatiles Analysis

Sample:	1428673	Vial:	62
Description:	[REDACTED]	LIMS ID:	[REDACTED]
Method:	ethanol quant.M	Sequence:	01Jul22
Instrument:	US14173023 CN14160045	Injection date:	7/1/2022 4:05:04 PM
Data file:	C:\Chem32\1\Data\01Jul22\62.D	Analyst:	Brooke

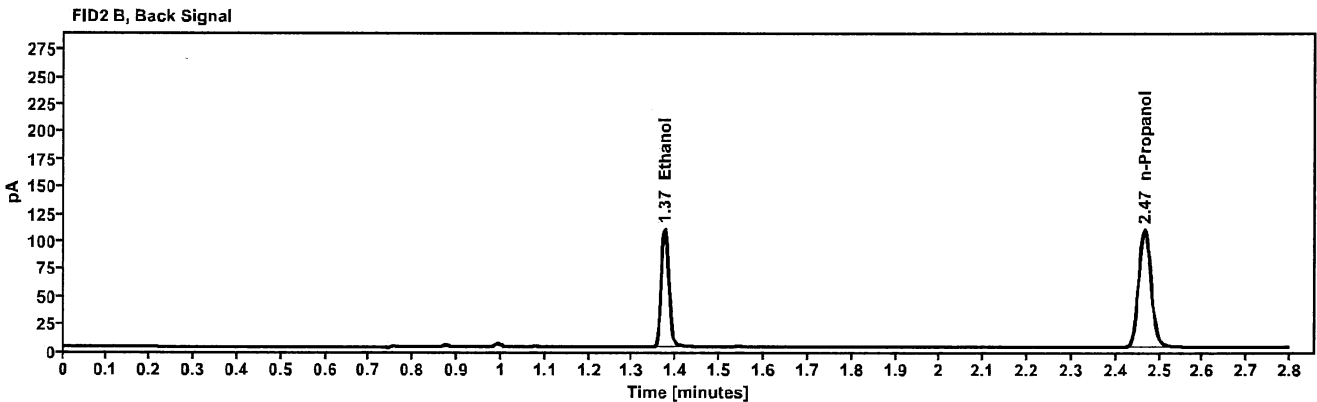
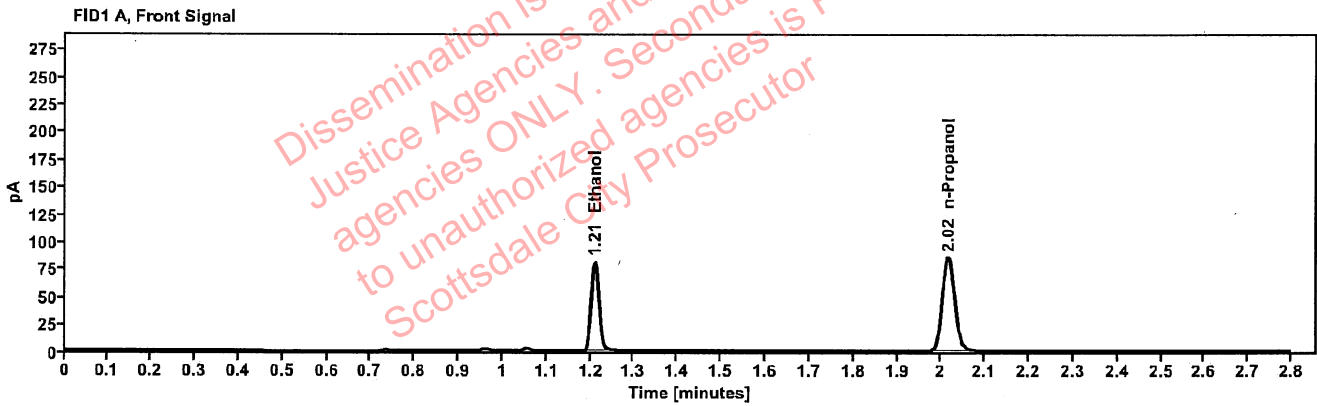


Table 1: FID 1 A (column DB-ALC1)

Compound	Amount (g/100mL)	Time (min)	Peak Area
>Ethanol	0.1678	1.210	102.649
n-Propanol	-----	2.016	169.345

Table 2: FID 2 B (column DB-ALC2)

Compound	Time (min)	Peak Area
Ethanol	1.373	130.934
n-Propanol	2.466	215.299



### Scottsdale Police Department Crime Lab Volatiles Analysis

Sample:	1428673	Vial:	63
Description:		LIMS ID:	
Method:	ethanol quant.M	Sequence:	01Jul22
Instrument:	US14173023 CN14160045	Injection date:	7/1/2022 4:09:04 PM
Data file:	C:\Chem32\1\Data\01Jul22\63.D	Analyst:	Brooke

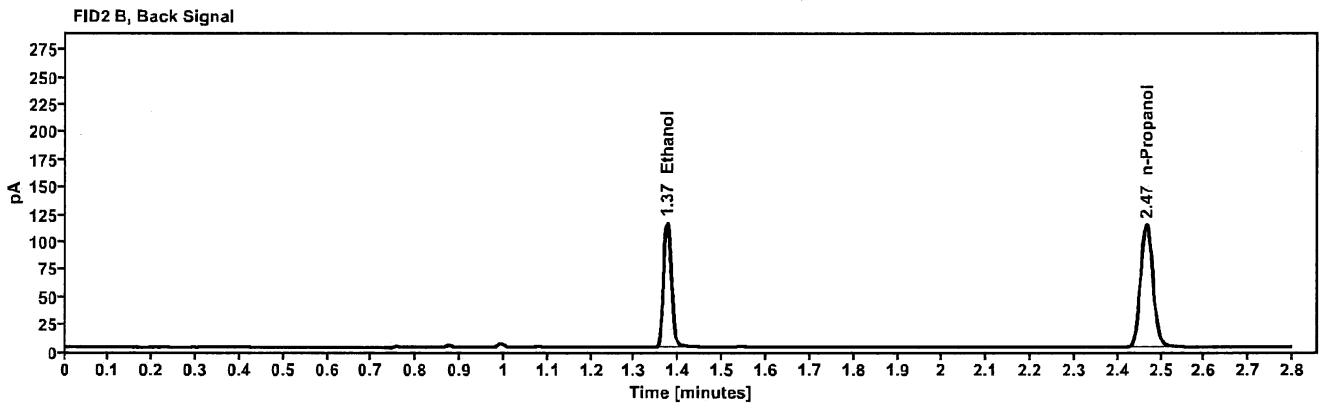
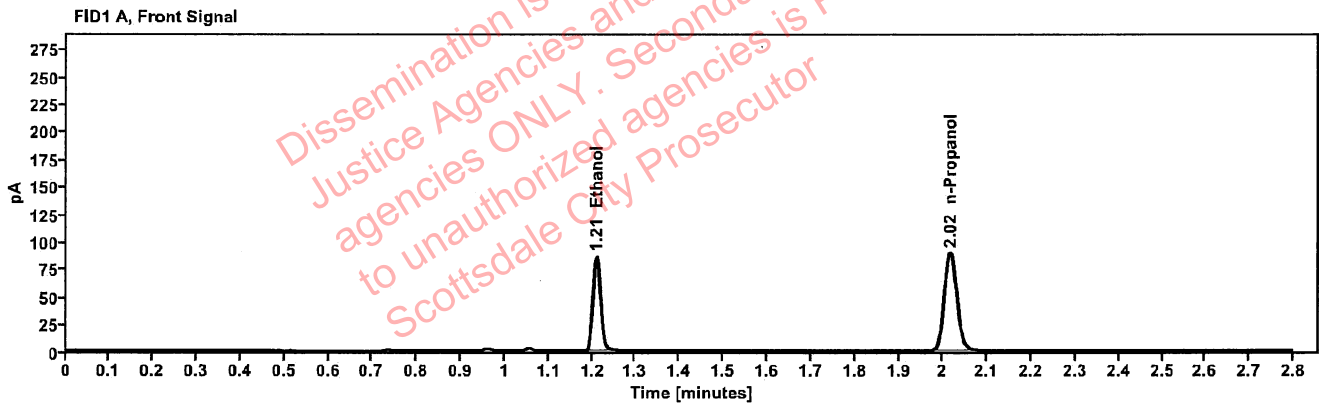


Table 1: FID 1 A (column DB-ALC1)

Compound	Amount (g/100mL)	Time (min)	Peak Area
>Ethanol	0.1699	1.210	108.414
n-Propanol	-----	2.016	176.719

Table 2: FID 2 B (column DB-ALC2)

Compound	Time (min)	Peak Area
Ethanol	1.374	138.146
n-Propanol	2.466	224.991