

SCOTTSDALE POLICE DEPARTMENT CRIME LABORATORY BLOOD ALCOHOL FACE SHEET

ANALYSIS DATE 09/21/2022 SEQUENCE NAME 21Sep22

EQUIPMENT

Pipettor Hamilton ML600EH7497 Hamilton ML600GJ10749
 Gas Chromatograph Agilent US14173023

INSTRUMENT CALIBRATION

Vial 1 0.02 calibrator Lot FN10051909 Coefficient of determination (r²)
 Vial 2 0.10 calibrator Lot FN05311902 0.99999
 Vial 3 0.20 calibrator Lot FN02052101
 Vial 4 0.40 calibrator Lot FN03052102

CALIBRATION VERIFICATION AND RESOLUTION TEST

Vial	Sample	Expected result	Measured result	Manufacturer/lot
5	Blank	Not detected	Not detected	SPD lab 070622AQ
6	Volatiles mixture	6 compounds	6 compounds	SPD lab 050721MIX
7	Aqueous control	0.400 g/dL	0.401 g/dL	Lipomed 11092018-A
8	Aqueous control	0.040 g/dL	0.040 g/dL	Lipomed 14082019-B
9	Blood control	0.199 g/dL	0.203 g/dL	ACQ 4110320133/8
20	Aqueous control	0.080 g/dL	0.080 g/dL	Lipomed 20012020-B
31	Blood control	0.199 g/dL	0.203 g/dL	ACQ 4110320133/8
42	Aqueous control	0.080 g/dL	0.081 g/dL	Lipomed 20012020-B
53	Aqueous control	0.400 g/dL	0.402 g/dL	Lipomed 11092018-A
54	Aqueous control	0.040 g/dL	0.041 g/dL	Lipomed 14082019-B
55	Blood control	0.199 g/dL	0.202 g/dL	ACQ 4110320133/8
56	Blank	Not detected	Not detected	SPD lab 101921WB

SUBJECT SAMPLES

Subjects in the sequence 16 Subjects requiring reanalysis 0

ADDITIONAL NOTES: All testing proceeded as expected. The run included four proficiency samples.

Run valid Run invalid Erika Canonic Analyst
 Run valid Run invalid Philip Bond Technical Reviewer

Scottsdale Police Department Crime Laboratory Sequence Quality Assurance Summary

SEQUENCE NAME: 21Sep22

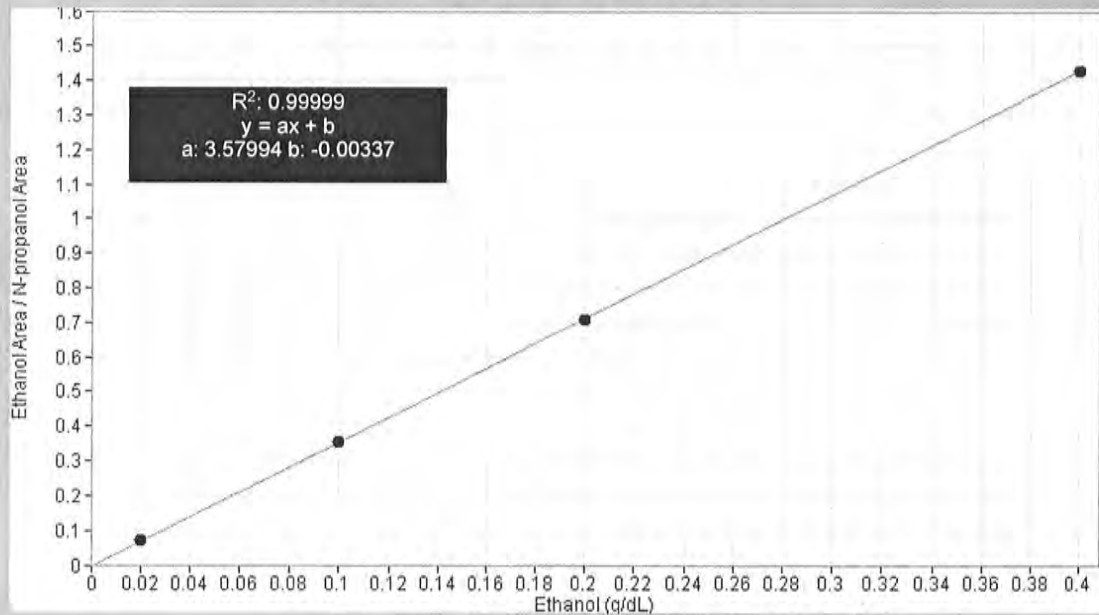
ANALYST: Canonico

ec

Sample Name	Vial	Measured Value (g/dL)	Expected Value (g/dL)	Percent Difference	Absolute Difference (g/dL)
blank 070622AQ	5	negative	negative	-	-
0.400 11092018-A	7	0.401	0.400	0.25	0.001
0.040 14082019-B	8	0.040	0.040	0.00	0.000
0.199 4110320133/8	9	0.203	0.199	2.01	0.004
0.080 20012020-B	20	0.080	0.080	0.00	0.000
0.199 4110320133/8	31	0.203	0.199	2.01	0.004
0.080 20012020-B	42	0.081	0.080	1.25	0.001
0.400 11092018-A	53	0.402	0.400	0.50	0.002
0.040 14082019-B	54	0.041	0.040	2.50	0.001
0.199 4110320133/8	55	0.202	0.199	1.51	0.003
blank 101921VWB	56	negative	negative	-	-

Calibrator	Ethanol Area	N-propanol Area	Ratio
0.020	11.344	162.575	0.070
0.100	56.906	160.598	0.354
0.200	114.224	160.856	0.710
0.400	231.649	162.008	1.430

Calibration Line



Scottsdale Police Department Crime Lab Volatiles Analysis

Sample: FN10051909	Vial: 1
Description: 0.020 calibrator	Sequence: 21Sep22
Method: ethanol quant.M	Injection date: 9/21/2022 2:38:07 PM
Instrument: US14173023 CN14160045	Analyst: Canonico <i>ec</i>
Data file: C:\Chem32\1\Data\21Sep22\1.D	

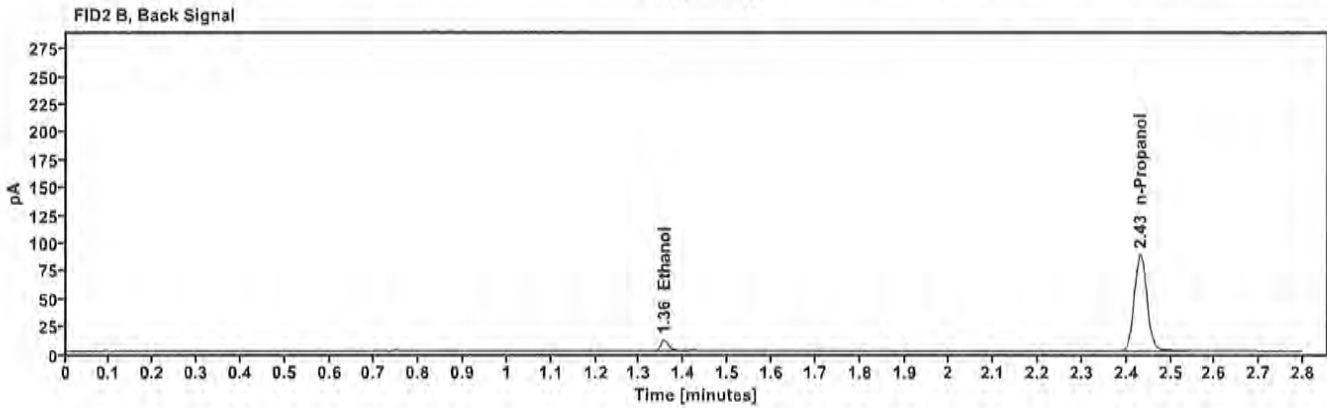
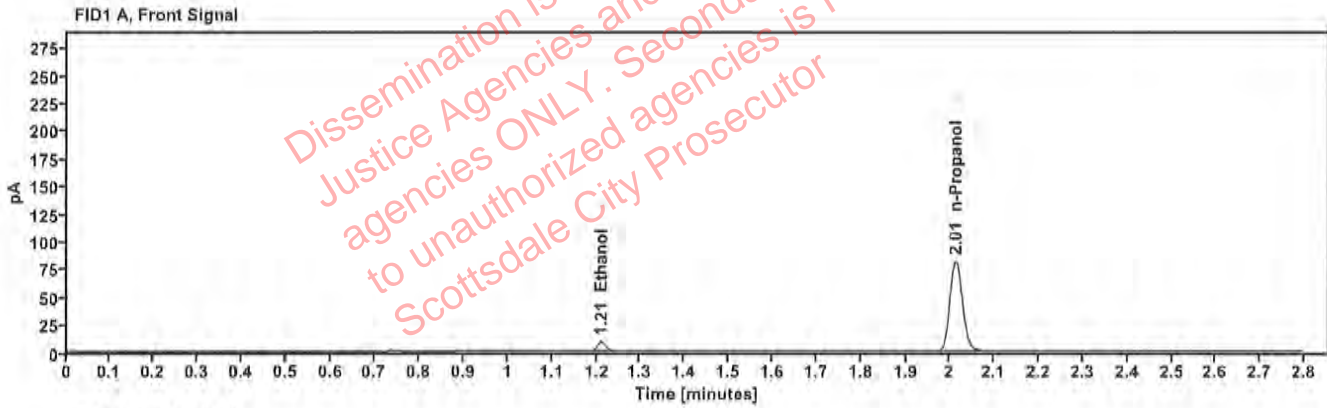


Table 1: FID 1 A (column DB-ALC1)

Compound	Time (min)	Peak Area
Ethanol	1.210	11.344
n-Propanol	2.013	162.575

Table 2: FID 2 B (column DB-ALC2)

Compound	Time (min)	Peak Area
Ethanol	1.356	12.099
n-Propanol	2.431	174.351

Scottsdale Police Department Crime Lab Volatiles Analysis

Sample: FN05311902	Vial: 2
Description: 0.100 calibrator	Sequence: 21Sep22
Method: ethanol quant.M	Injection date: 9/21/2022 2:42:07 PM
Instrument: US14173023 CN14160045	Analyst: Canonico EC
Data file: C:\Chem32\1\Data\21Sep22\2.D	

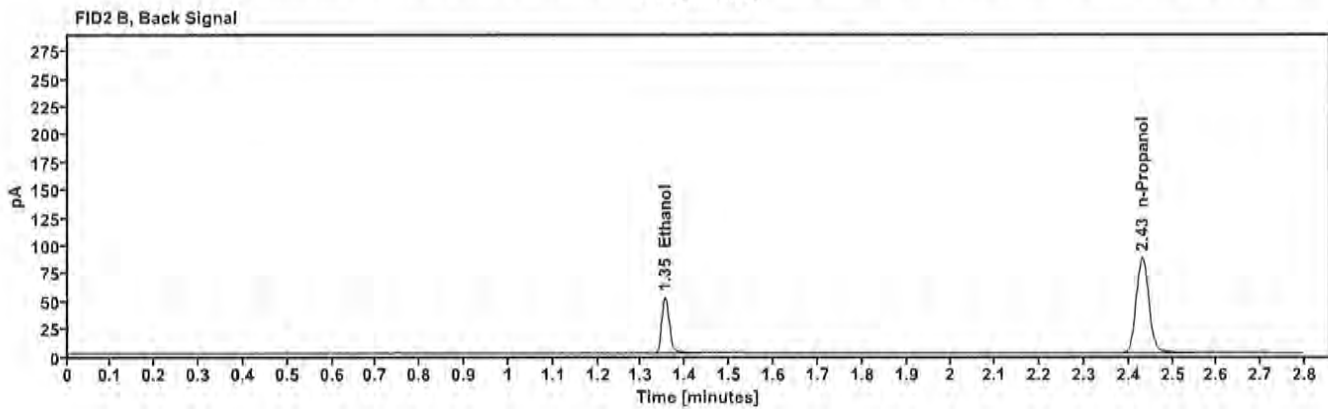
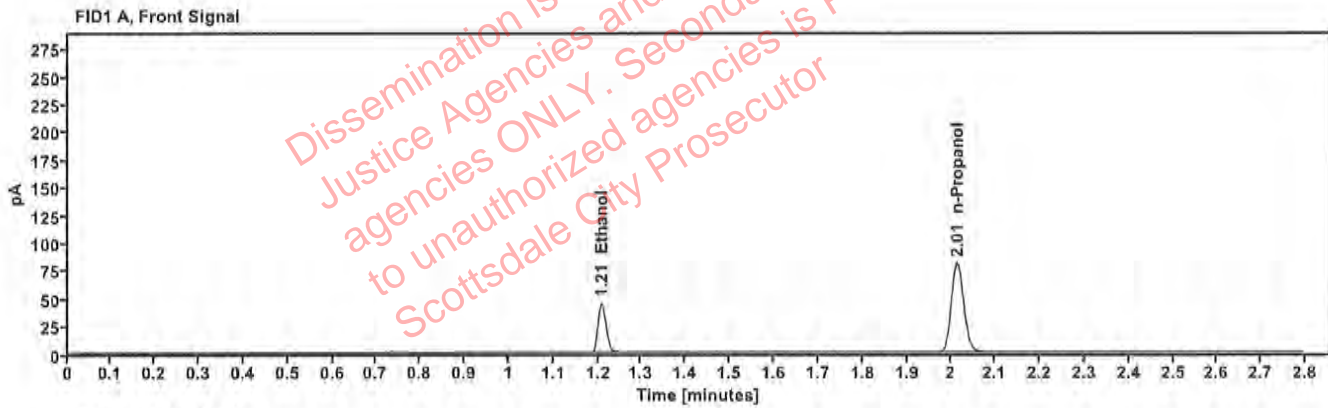


Table 1: FID 1 A (column DB-ALC1)

Compound	Time (min)	Peak Area
Ethanol	1.208	56.906
n-Propanol	2.013	160.598

Table 2: FID 2 B (column DB-ALC2)

Compound	Time (min)	Peak Area
Ethanol	1.354	61.586
n-Propanol	2.431	172.773

Scottsdale Police Department Crime Lab Volatiles Analysis

Sample:	FN02052101	Vial:	3
Description:	0.200 calibrator	Sequence:	21Sep22
Method:	ethanol quant.M	Injection date:	9/21/2022 2:46:07 PM
Instrument:	US14173023 CN14160045	Analyst:	Canonico EC
Data file:	C:\Chem32\1\Data\21Sep22\3.D		

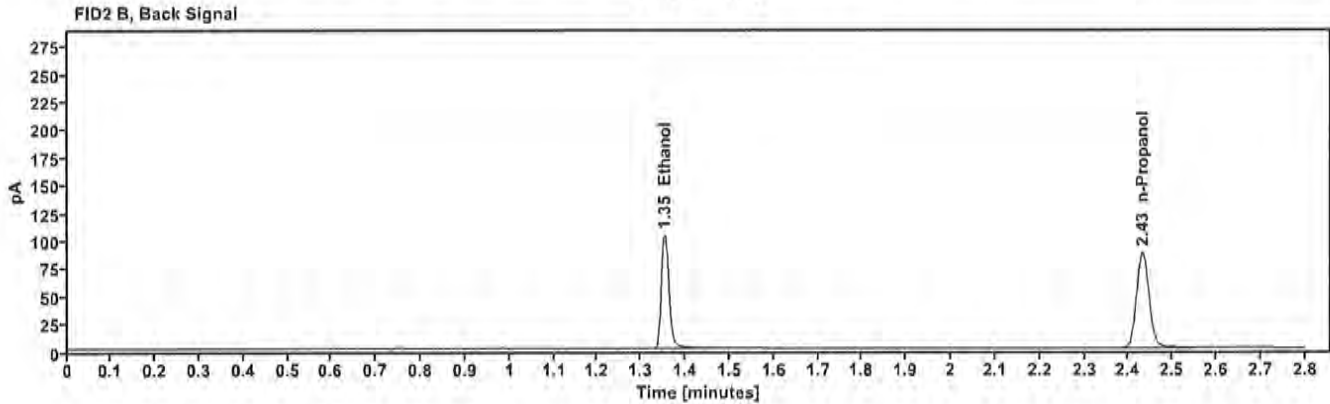
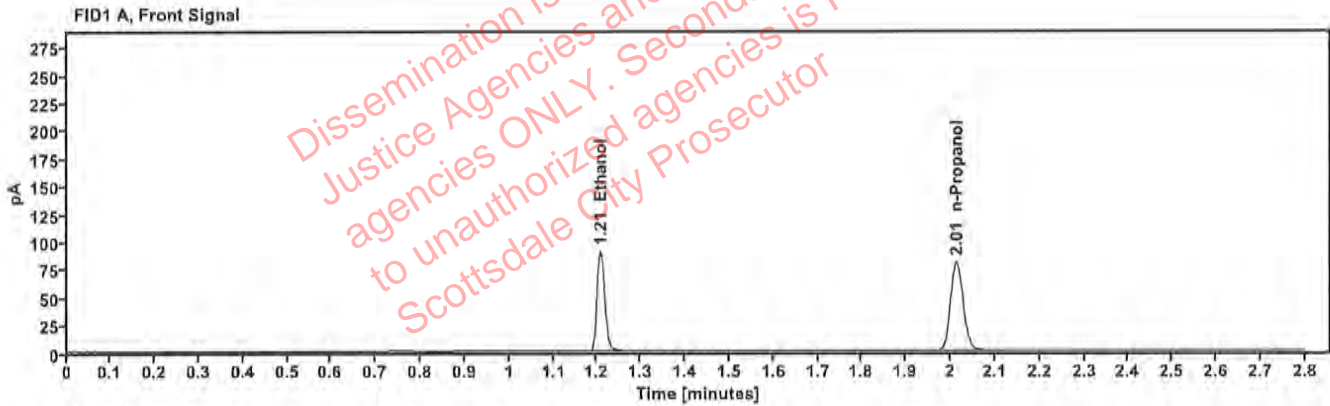


Table 1: FID 1 A (column DB-ALC1)

Compound	Time (min)	Peak Area
Ethanol	1.208	114.224
n-Propanol	2.013	160.856

Table 2: FID 2 B (column DB-ALC2)

Compound	Time (min)	Peak Area
Ethanol	1.353	124.694
n-Propanol	2.431	173.433

Scottsdale Police Department Crime Lab Volatiles Analysis

Sample: FN03052102	Vial: 4
Description: D.400 calibrator	Sequence: 21Sep22
Method: ethanol quant.M	Injection date: 9/21/2022 2:50:07 PM
Instrument: US14173023 CN14160045	Analyst: Canonico EL
Data file: C:\Chem32\1\Data\21Sep22\4.D	

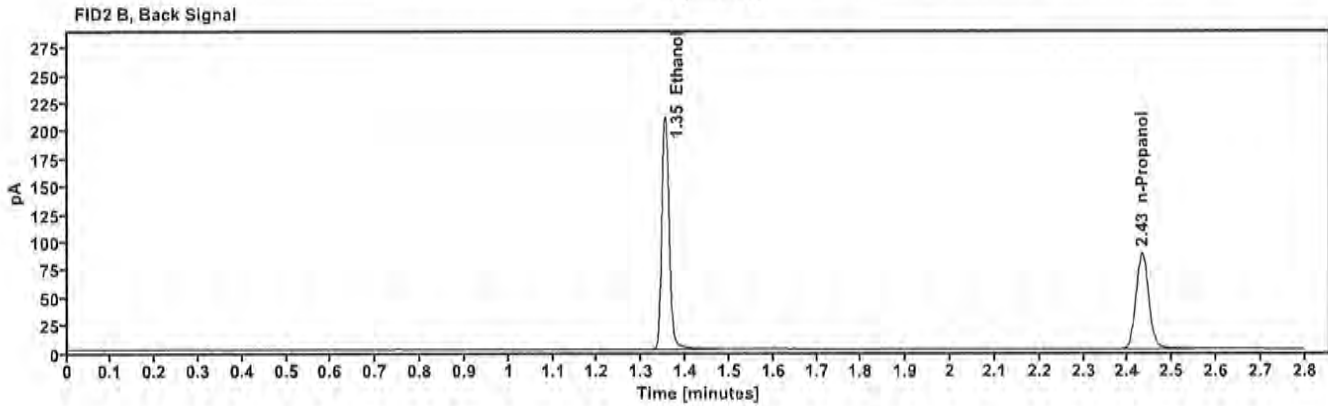
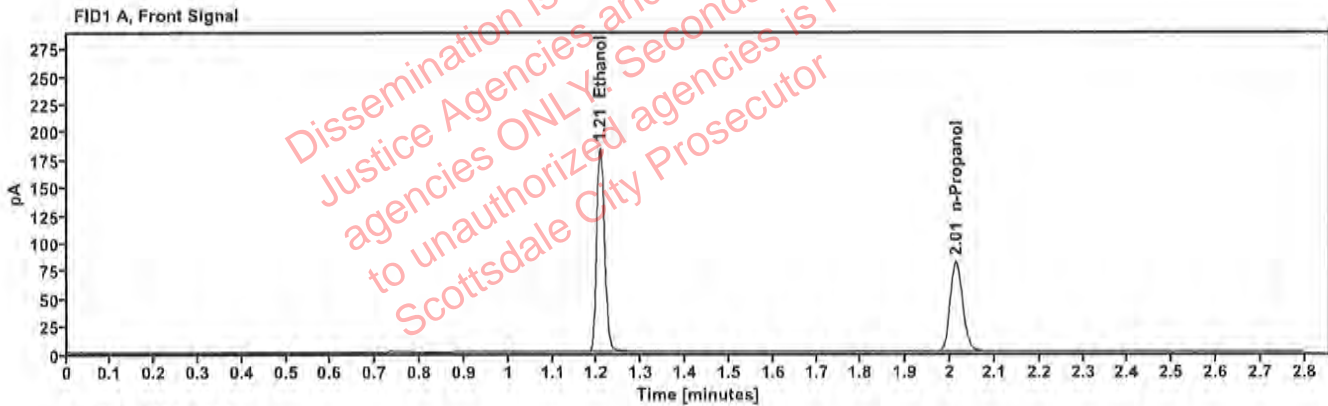


Table 1: FID 1 A (column DB-ALC1)

Compound	Time (min)	Peak Area
Ethanol	1.207	231.649
n-Propanol	2.013	162.008

Table 2: FID 2 B (column DB-ALC2)

Compound	Time (min)	Peak Area
Ethanol	1.353	254.050
n-Propanol	2.431	174.806

Scottsdale Police Department Crime Lab Volatiles Analysis

Sample:	070622AQ	Vial:	5
Description:	Negative	LIMS ID:	
Method:	ethanol quant.M	Sequence:	21Sep22
Instrument:	US14173023 CN14160045	Injection date:	9/21/2022 2:54:06 PM
Data file:	C:\Chem32\1\Data\21Sep22\5.D	Analyst:	Canonico <i>EC</i>

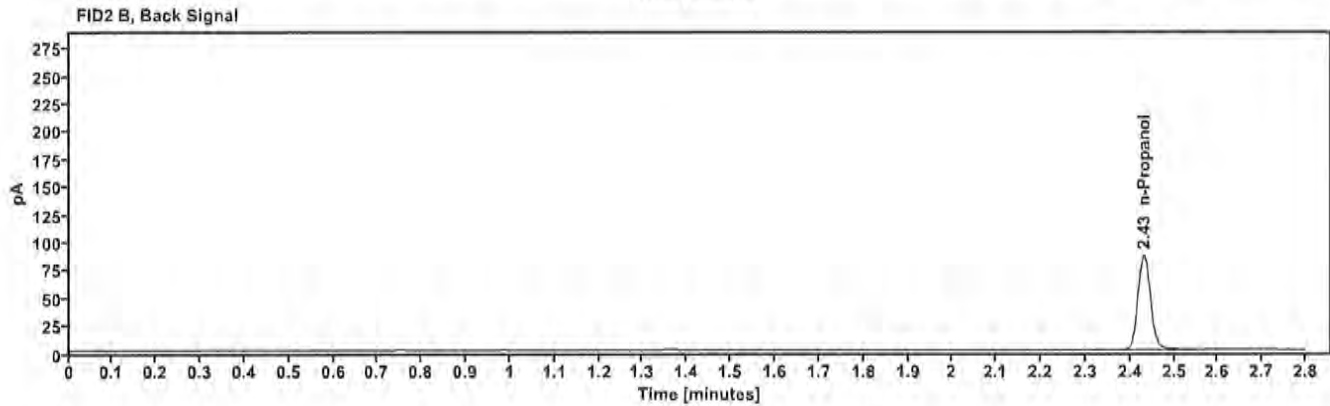
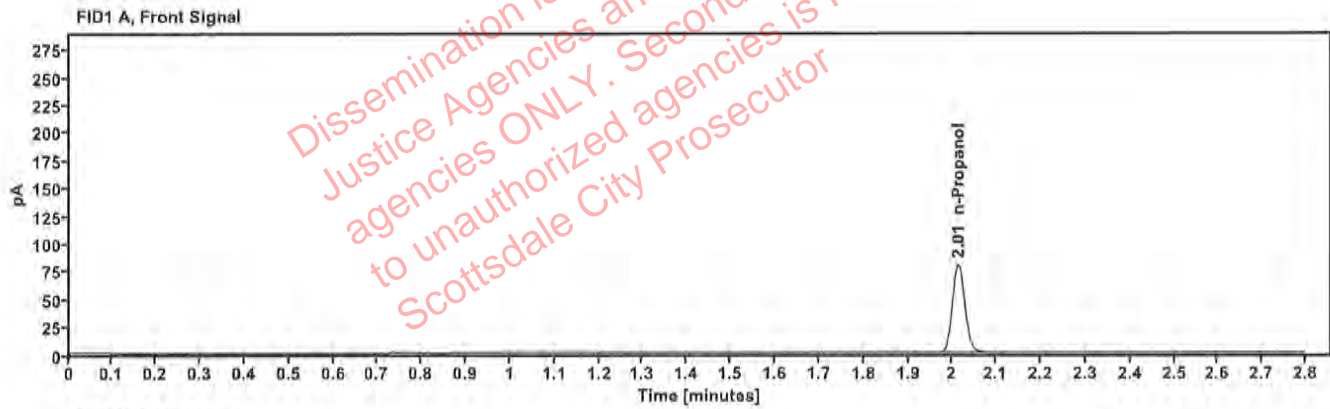


Table 1: FID 1 A (column DB-ALC1)

Compound	Amount (g/100mL)	Time (min)	Peak Area
n-Propanol	---	2.013	159.083

Table 2: FID 2 B (column DB-ALC2)

Compound	Time (min)	Peak Area
n-Propanol	2.431	171.616

Scottsdale Police Department Crime Lab Volatiles Analysis

Sample:	050721MIX	Vial:	6
Description:	Volatiles mix	LIMS ID:	
Method:	ethanol quant.M	Sequence:	21Sep22
Instrument:	US14173023 CN14160045	Injection date:	9/21/2022 2:58:06 PM
Data file:	C:\Chem32\1\Data\21Sep22\6.D	Analyst:	Canonico <i>CC</i>

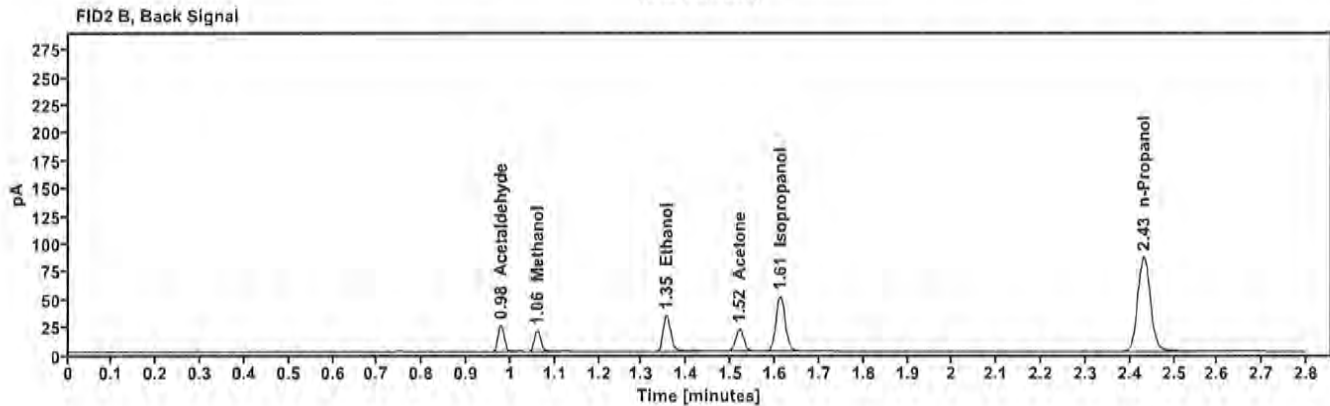
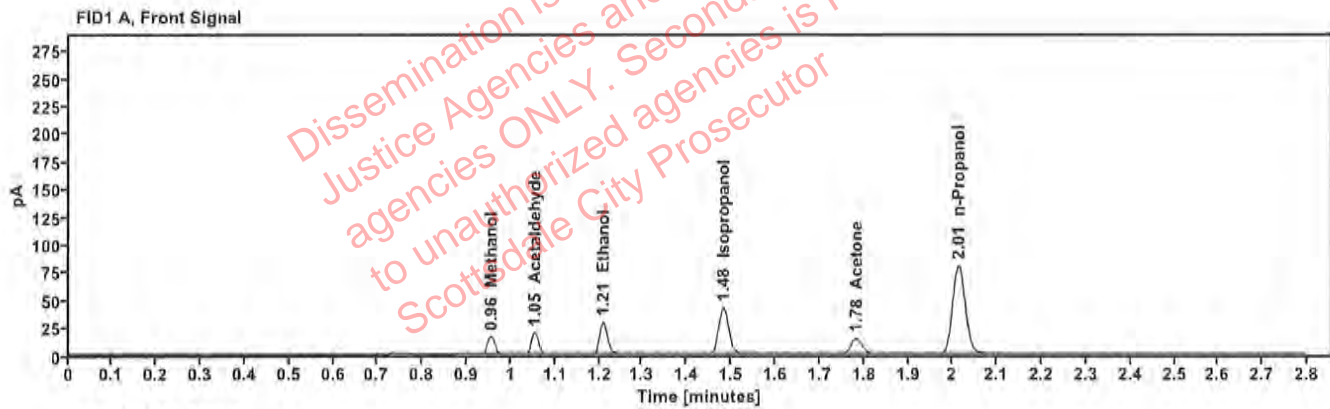


Table 1: FID 1 A (column DB-ALC1)

Compound	Amount (g/100mL)	Time (min)	Peak Area
Methanol	-----	0.955	17.908
Acetaldehyde	-----	1.053	21.123
>Ethanol	0.0655	1.209	36.729
Isopropanol	-----	1.481	67.108
Acetone	-----	1.782	24.101
n-Propanol	-----	2.013	158.939

Table 2: FID 2 B (column DB-ALC2)

Compound	Time (min)	Peak Area
Acetaldehyde	0.978	23.480
Methanol	1.060	19.471
Ethanol	1.354	39.795
Acetone	1.519	26.348
Isopropanol	1.612	74.274
n-Propanol	2.431	171.768

Scottsdale Police Department Crime Lab Volatiles Analysis

Sample:	11092018-A	Vial:	7
Description:	0.400	LIMS ID:	
Method:	ethanol quant.M	Sequence:	21Sep22
Instrument:	US14173023 CN14160045	Injection date:	9/21/2022 3:02:21 PM
Data file:	C:\Chem32\1\Data\21Sep22\7.D	Analyst:	Canonico EC

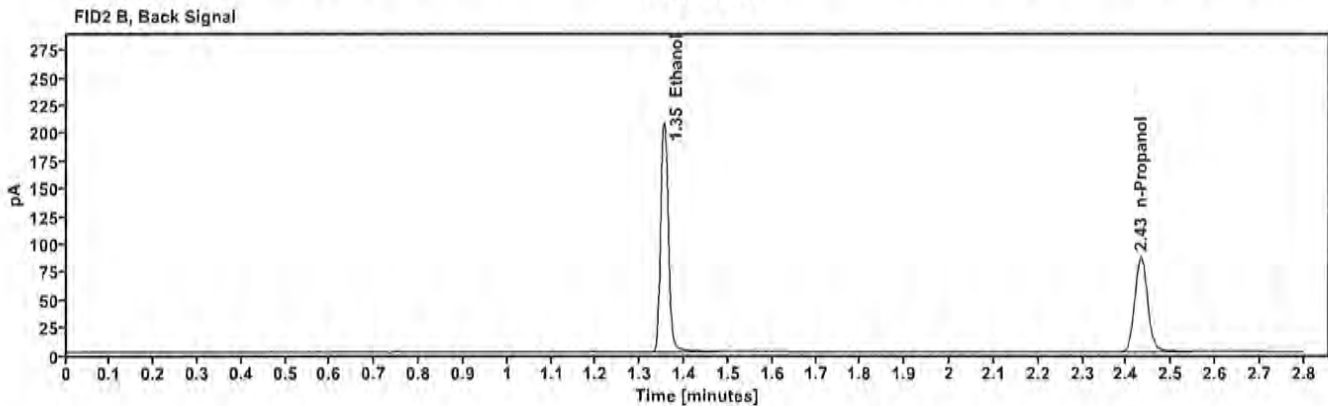
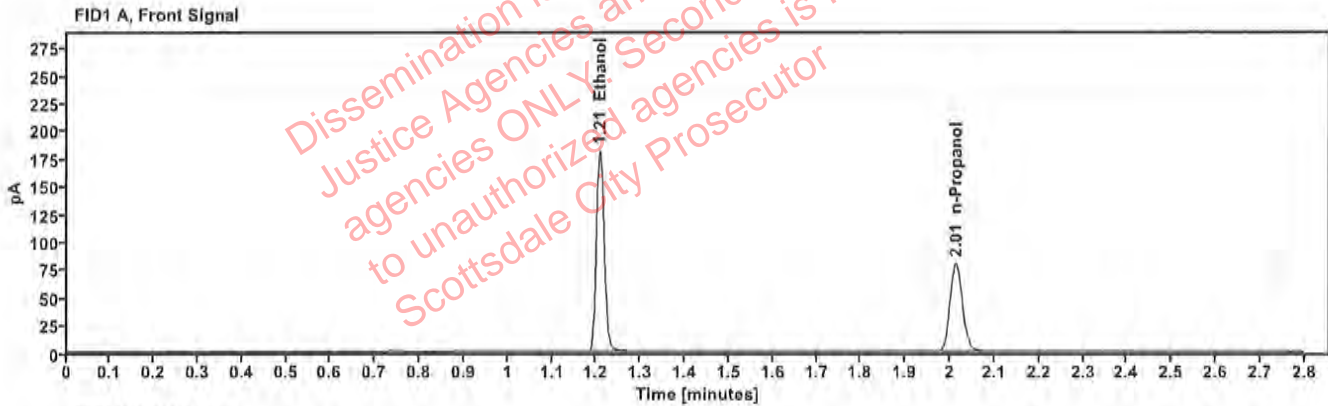


Table 1: FID 1 A (column DB-ALC1)

Compound	Amount (g/100mL)	Time (min)	Peak Area
>Ethanol	0.4017	1.207	228.498
n-Propanol	---	2.013	159.280

Table 2: FID 2 B (column DB-ALC2)

Compound	Time (min)	Peak Area
Ethanol	1.353	250.981
n-Propanol	2.431	172.039

Scottsdale Police Department Crime Lab Volatiles Analysis

Sample:	14082019-B	Vial:	8
Description:	0.040	LIMS ID:	
Method:	ethanol quant.M	Sequence:	21Sep22
Instrument:	US14173023 CN14160045	Injection date:	9/21/2022 3:06:22 PM
Data file:	C:\Chem32\1\Data\21Sep22\8.D	Analyst:	Canonico <i>EC</i>

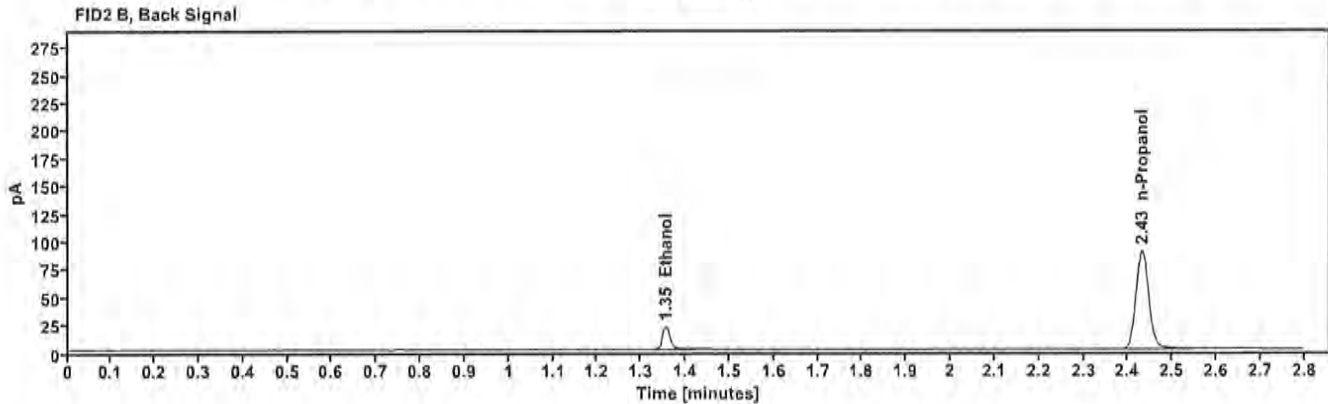
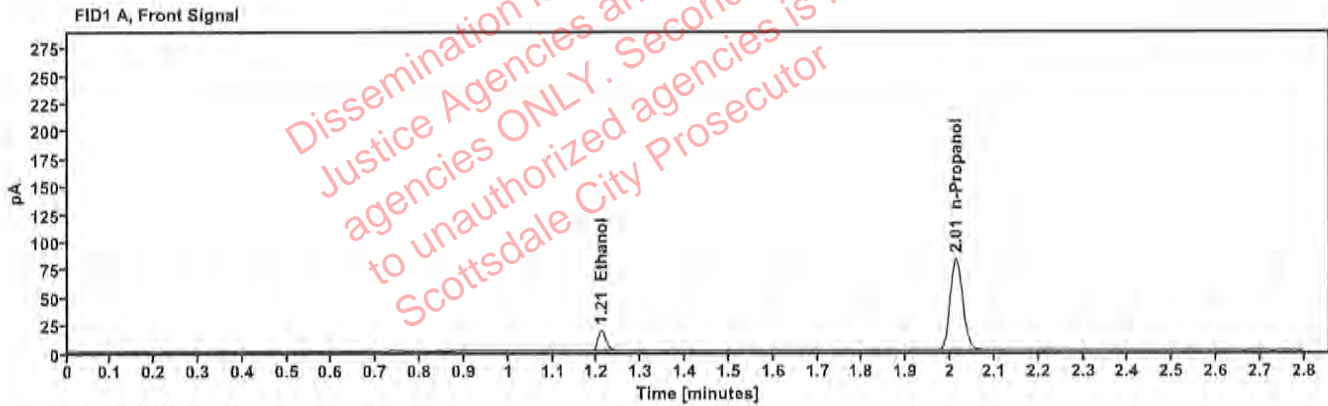


Table 1: FID 1 A (column DB-ALC1)

Compound	Amount (g/100mL)	Time (min)	Peak Area
>Ethanol	0.0408	1.209	23.569
n-Propanol	-----	2.013	164.983

Table 2: FID 2 B (column DB-ALC2)

Compound	Time (min)	Peak Area
Ethanol	1.355	25.505
n-Propanol	2.431	178.340

Scottsdale Police Department Crime Lab Volatiles Analysis

Sample:	4110320133/8	Vial:	9
Description:	0.199	LIMS ID:	
Method:	ethanol quant.M	Sequence:	21Sep22
Instrument:	US14173023 CN14160045	Injection date:	9/21/2022 3:10:21 PM
Data file:	C:\Chem32\1\Data\21Sep22\9.D	Analyst:	Canonico EC

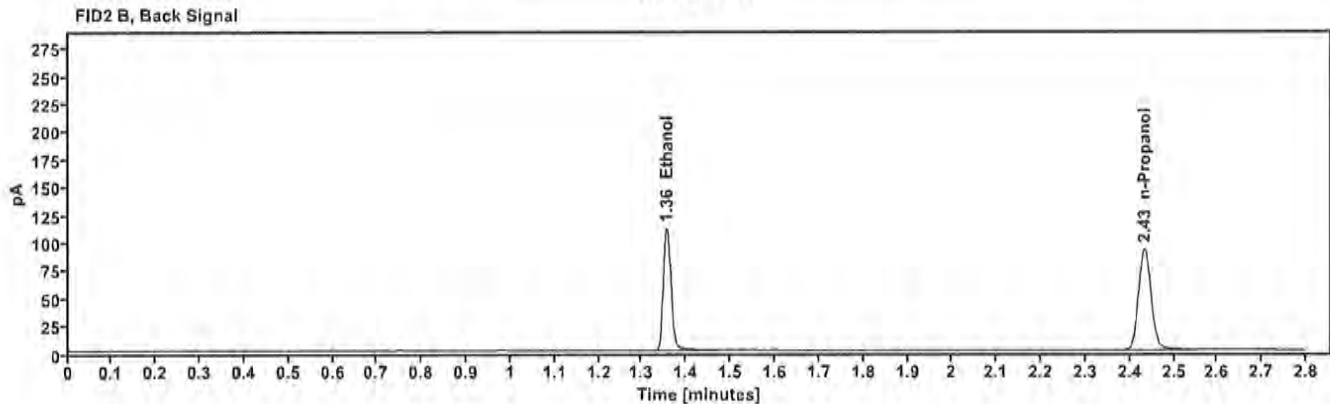
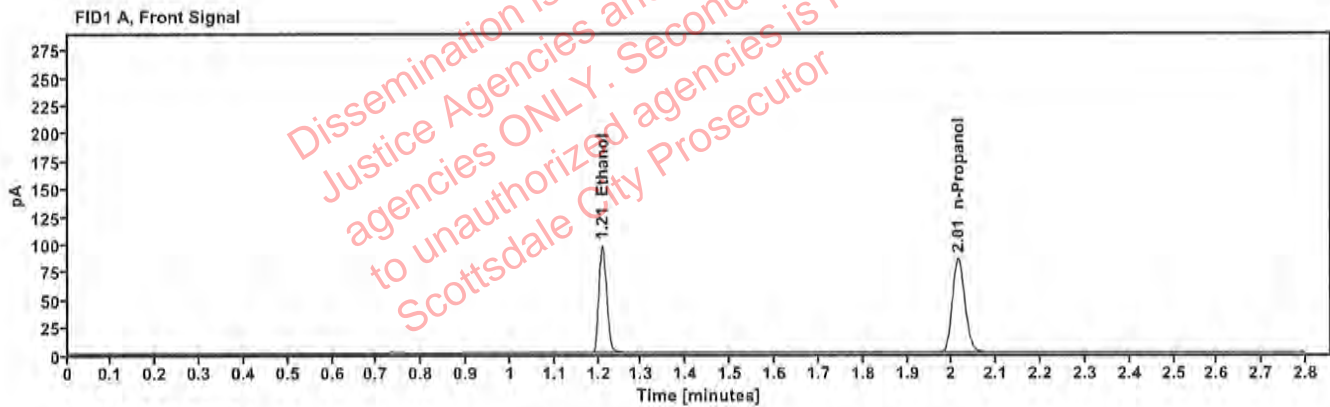


Table 1: FID 1 A (column DB-ALC1)

Compound	Amount (g/100mL)	Time (min)	Peak Area
>Ethanol	0.2038	1.209	123.058
n-Propanol	---	2.014	169.475

Table 2: FID 2 B (column DB-ALC2)

Compound	Time (min)	Peak Area
Ethanol	1.356	135.116
n-Propanol	2.433	183.351

Scottsdale Police Department Crime Lab Volatiles Analysis

Sample:	20012020-B	Vial:	20
Description:	0.080	LIMS ID:	
Method:	ethanol quant.M	Sequence:	21Sep22
Instrument:	US14173023 CN14160045	Injection date:	9/21/2022 3:54:51 PM
Data file:	C:\Chem32\1\Data\21Sep22\20.D	Analyst:	Canonico <i>EC</i>

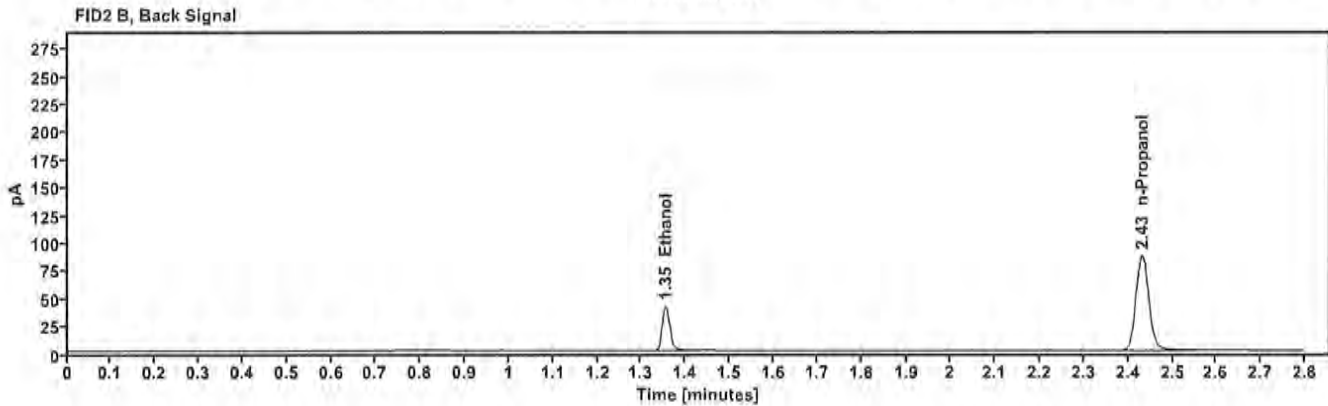
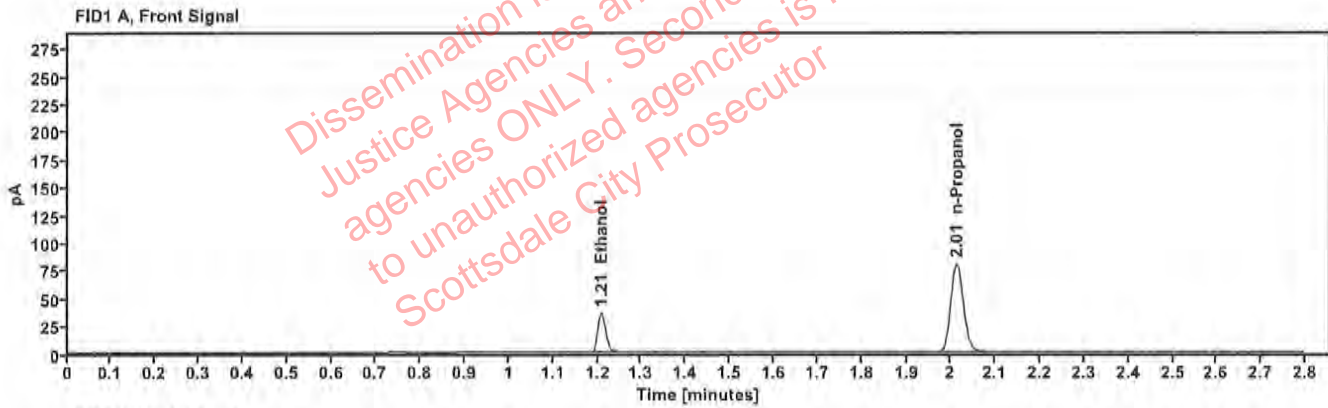


Table 1: FID 1 A (column DB-ALC1)

Compound	Amount (g/100mL)	Time (min)	Peak Area
>Ethanol	0.0804	1.209	45.531
n-Propanol	---	2.013	160.031

Table 2: FID 2 B (column DB-ALC2)

Compound	Time (min)	Peak Area
Ethanol	1.354	49.485
n-Propanol	2.431	172.738

Scottsdale Police Department Crime Lab Volatiles Analysis

Sample:	4110320133/8	Vial:	31
Description:	0.199	LIMS ID:	
Method:	ethanol quant.M	Sequence:	21Sep22
Instrument:	US14173023 CN14160045	Injection date:	9/21/2022 4:39:21 PM
Data file:	C:\Chem32\1\Data\21Sep22\31.D	Analyst:	Canonico <i>EC</i>

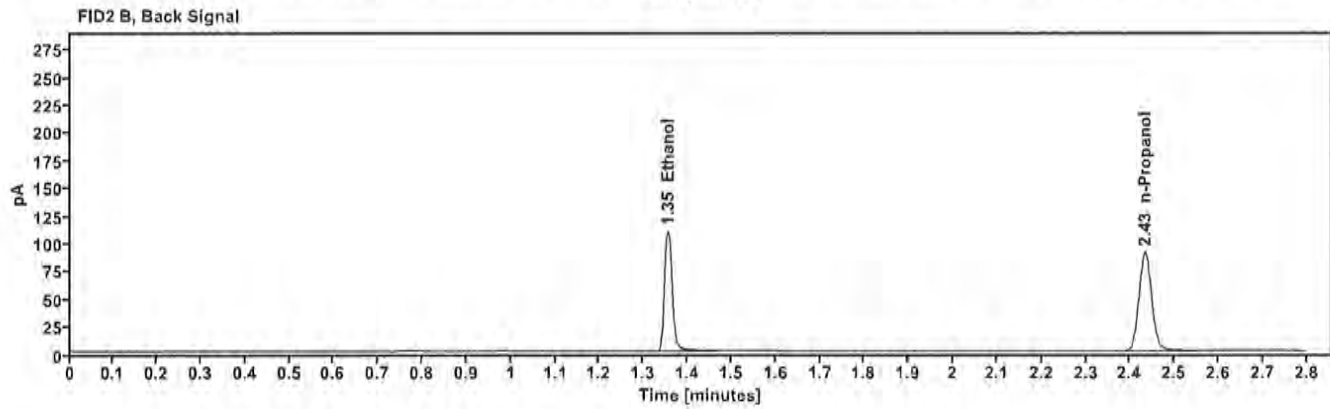
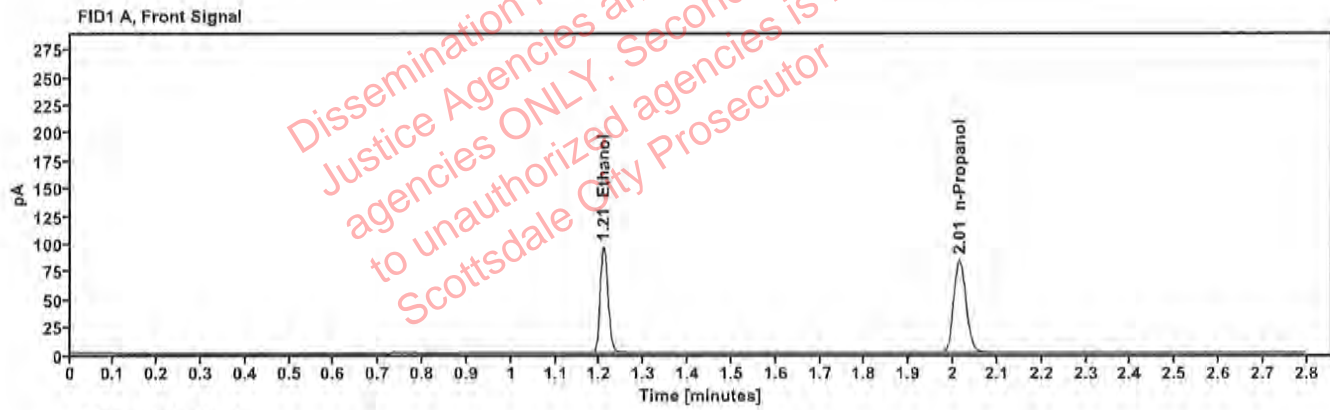


Table 1: FID 1 A (column DB-ALC1)

Compound	Amount (g/100mL)	Time (min)	Peak Area
>Ethanol	0.2037	1.208	120.881
n-Propanol	---	2.014	166.508

Table 2: FID 2 B (column DB-ALC2)

Compound	Time (min)	Peak Area
Ethanol	1.355	132.860
n-Propanol	2.433	180.052

Scottsdale Police Department Crime Lab Volatiles Analysis

Sample:	20012020-B	Vial:	42
Description:	0.080	LIMS ID:	
Method:	ethanol quant.M	Sequence:	21Sep22
Instrument:	US14173023 CN14160045	Injection date:	9/21/2022 5:23:37 PM
Data file:	C:\Chem32\1\Data\21Sep22\42.D	Analyst:	Canonico <i>EC</i>

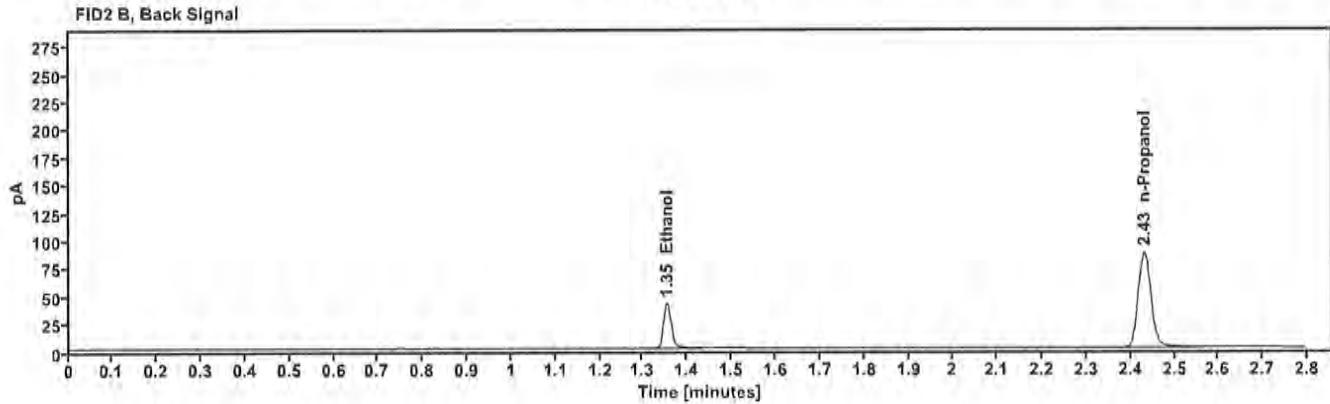
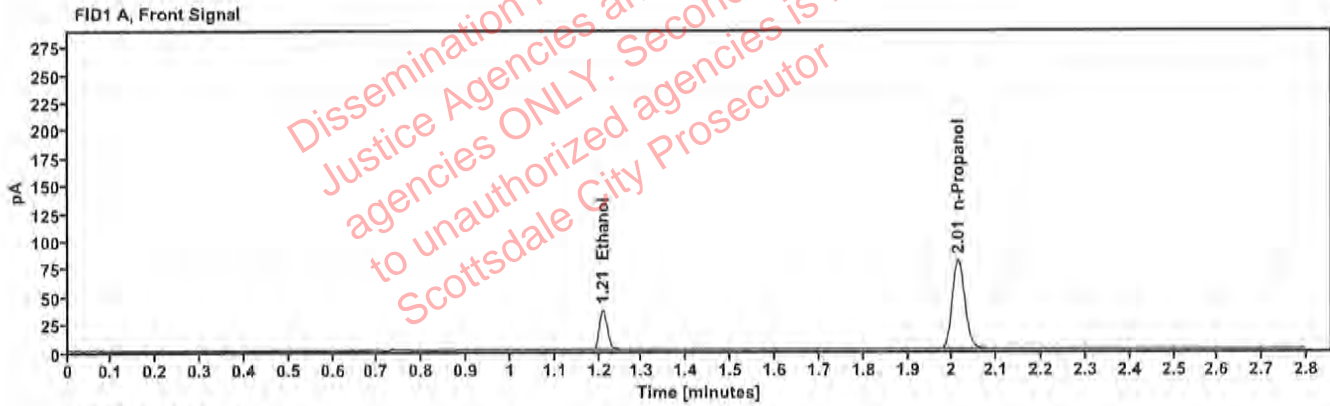


Table 1: FID 1 A (column DB-ALC1)

Compound	Amount (g/100mL)	Time (min)	Peak Area
>Ethanol	0.0810	1.209	46.046
n-Propanol	---	2.013	160.661

Table 2: FID 2 B (column DB-ALC2)

Compound	Time (min)	Peak Area
Ethanol	1.354	50.175
n-Propanol	2.431	173.953

Scottsdale Police Department Crime Lab Volatiles Analysis

Sample:	11092018-A	Vial:	53
Description:	0.400	LIMS ID:	
Method:	ethanol quant.M	Sequence:	21Sep22
Instrument:	US14173023 CN14160045	Injection date:	9/21/2022 6:08:07 PM
Data file:	C:\Chem32\1\Data\21Sep22\53.D	Analyst:	Canonico <i>EC</i>

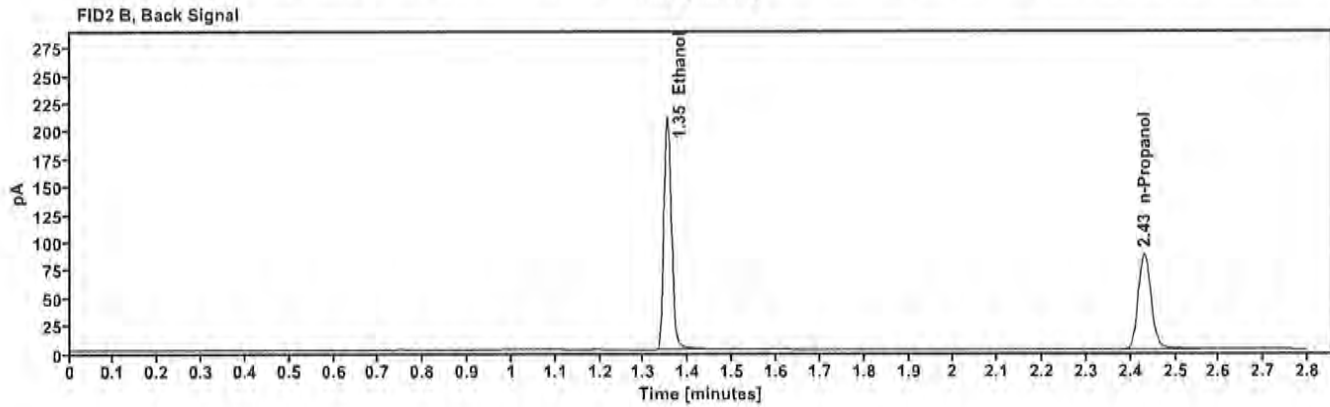
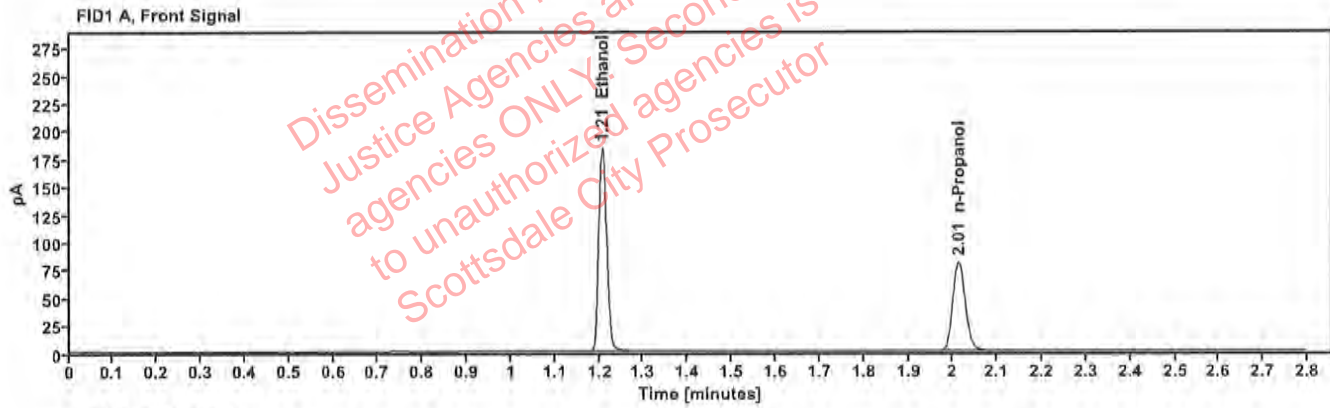


Table 1: FID 1 A (column DB-ALC1)

Compound	Amount (g/100mL)	Time (min)	Peak Area
>Ethanol	0.4029	1.207	231.681
n-Propanol	---	2.013	160.995

Table 2: FID 2 B (column DB-ALC2)

Compound	Time (min)	Peak Area
Ethanol	1.353	254.710
n-Propanol	2.431	174.357

Scottsdale Police Department Crime Lab Volatiles Analysis

Sample:	14082019-B	Vial:	54
Description:	0.040	LIMS ID:	
Method:	ethanol quant.M	Sequence:	21Sep22
Instrument:	US14173023 CN14160045	Injection date:	9/21/2022 6:12:07 PM
Data file:	C:\Chem32\1\Data\21Sep22\54.D	Analyst:	Canonico <i>ec</i>

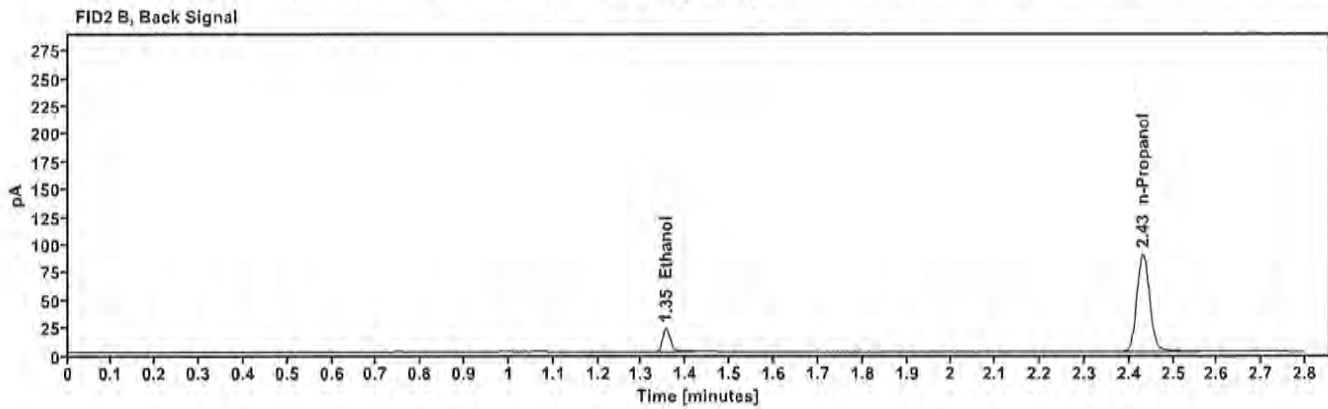
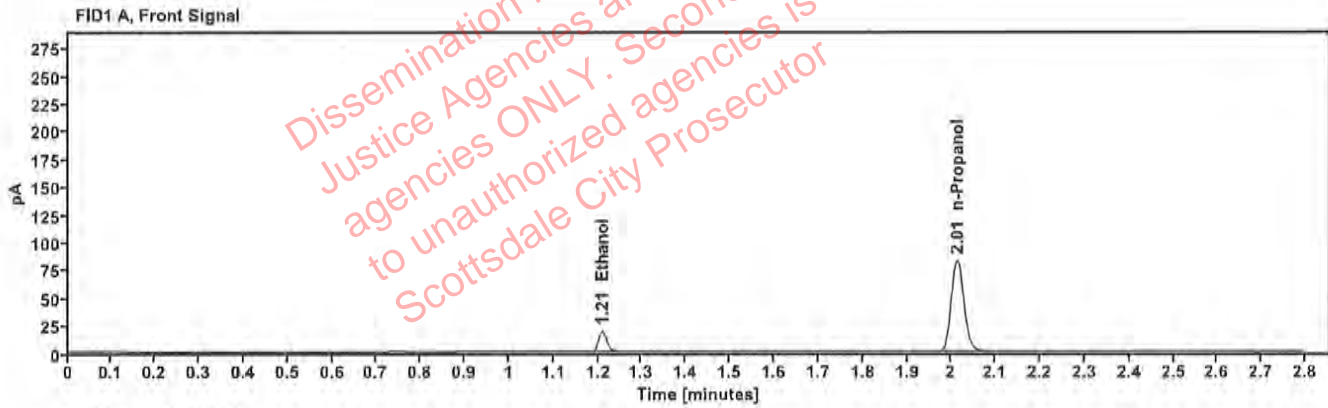


Table 1: FID 1 A (column DB-ALC1)

Compound	Amount (g/100mL)	Time (min)	Peak Area
>Ethanol	0.0415	1.209	23.962
n-Propanol	—	2.013	164.899

Table 2: FID 2 B (column DB-ALC2)

Compound	Time (min)	Peak Area
Ethanol	1.355	26.034
n-Propanol	2.431	178.626

Scottsdale Police Department Crime Lab Volatiles Analysis

Sample:	4110320133/8	Vial:	55
Description:	0.199	LIMS ID:	
Method:	ethanol quant.M	Sequence:	21Sep22
Instrument:	US14173023 CN14160045	Injection date:	9/21/2022 6:16:22 PM
Data file:	C:\Chem32\1\Data\21Sep22\55.D	Analyst:	Canonico <i>FC</i>

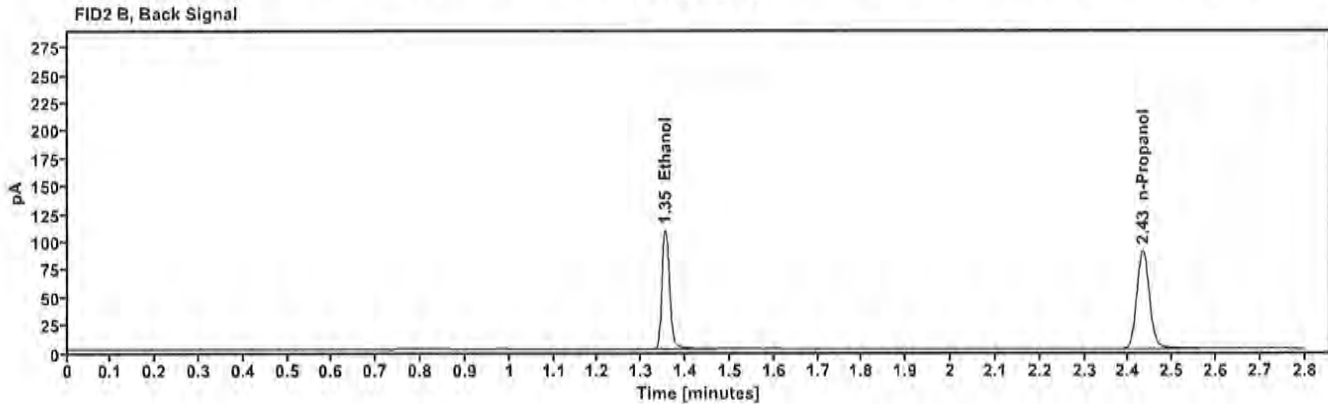
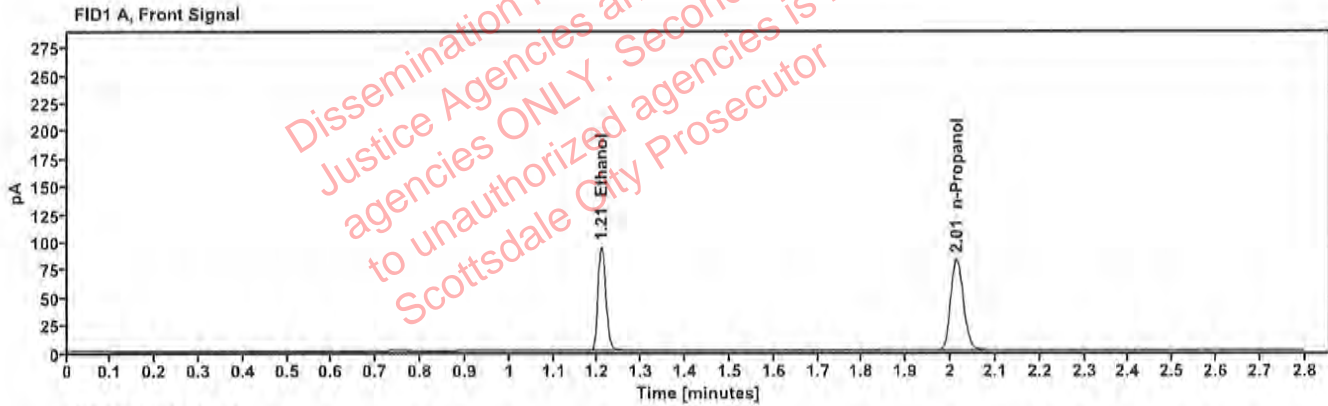


Table 1: FID 1 A (column DB-ALC1)

Compound	Amount (g/100mL)	Time (min)	Peak Area
>Ethanol	0.2022	1.208	119.314
n-Propanol	---	2.013	165.618

Table 2: FID 2 B (column DB-ALC2)

Compound	Time (min)	Peak Area
Ethanol	1.354	131.117
n-Propanol	2.432	179.314

Scottsdale Police Department Crime Lab Volatiles Analysis

Sample:	101921WB	Vial:	56
Description:	Negative	LIMS ID:	
Method:	ethanol quant.M	Sequence:	21Sep22
Instrument:	US14173023 CN14160045	Injection date:	9/21/2022 6:20:22 PM
Data file:	C:\Chem32\1\Data\21Sep22\56.D	Analyst:	Canonico <i>EC</i>

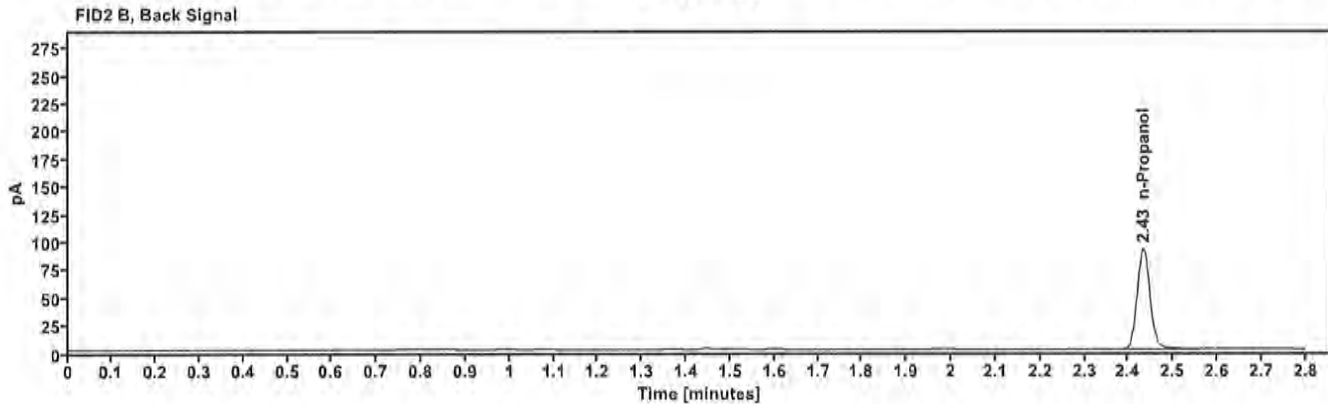
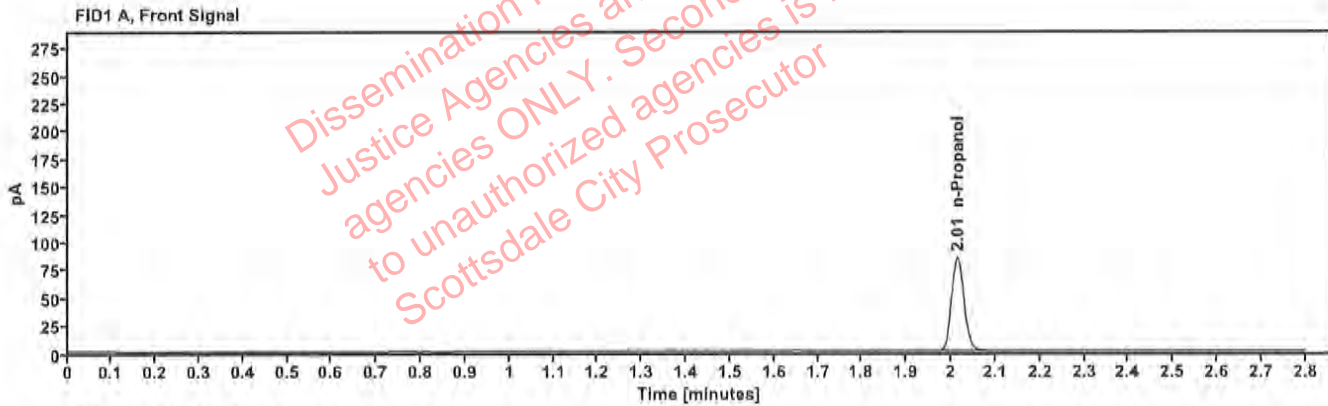


Table 1: FID 1 A (column DB-ALC1)

Compound	Amount (g/100mL)	Time (min)	Peak Area
n-Propanol	---	2.014	168.298

Table 2: FID 2 B (column DB-ALC2)

Compound	Time (min)	Peak Area
n-Propanol	2.433	182.886

Sequence Summary

Sequence name: 21Sep22 Instrument: US14173023 CN14160045 Analyst: Canonico *EC*

Vial	Sample	Description	Type	LIMS ID	Method
1	FN10051909	0.020 calibrator	Calibration		ethanol quant.M
2	FN05311902	0.100 calibrator	Calibration		ethanol quant.M
3	FN02052101	0.200 calibrator	Calibration		ethanol quant.M
4	FN03052102	0.400 calibrator	Calibration		ethanol quant.M
5	070622AQ	Negative	Control		ethanol quant.M
6	050721MIX	Volatiles mix	Control		ethanol quant.M
7	11092018-A	0.400	Control		ethanol quant.M
8	14082019-B	0.040	Control		ethanol quant.M
9	4110320133/8	0.199	Control		ethanol quant.M
10	40501DG		Sample		ethanol quant.M
11	40501DG		Sample		ethanol quant.M
12	40801JR		Sample		ethanol quant.M
13	40801JR		Sample		ethanol quant.M
14	35301PA		Sample		ethanol quant.M
15	35301PA		Sample		ethanol quant.M
16	32701KT		Sample		ethanol quant.M
17	32701KT		Sample		ethanol quant.M
18	32701CS		Sample		ethanol quant.M
19	32701CS		Sample		ethanol quant.M
20	20012020-B	0.080	Control		ethanol quant.M
21	32701MR		Sample		ethanol quant.M
22	32701MR		Sample		ethanol quant.M
23	32701AL		Sample		ethanol quant.M
24	32701AL		Sample		ethanol quant.M
25	32701LC		Sample		ethanol quant.M
26	32701LC		Sample		ethanol quant.M
27	32701JM		Sample		ethanol quant.M
28	32701JM		Sample		ethanol quant.M
29	TUBE03		Sample		ethanol quant.M
30	TUBE03		Sample		ethanol quant.M
31	4110320133/8	0.199	Control		ethanol quant.M
32	TUBE01		Sample		ethanol quant.M
33	TUBE01		Sample		ethanol quant.M
34	TUBE02		Sample		ethanol quant.M
35	TUBE02		Sample		ethanol quant.M
36	TUBE04		Sample		ethanol quant.M
37	TUBE04		Sample		ethanol quant.M
38	1437044		Sample		ethanol quant.M
39	1437044		Sample		ethanol quant.M
40	1437139		Sample		ethanol quant.M
41	1437139		Sample		ethanol quant.M
42	20012020-B	0.080	Control		ethanol quant.M
43	1436673		Sample		ethanol quant.M
44	1436673		Sample		ethanol quant.M
45	1436691		Sample		ethanol quant.M
46	1436691		Sample		ethanol quant.M
47	1437151		Sample		ethanol quant.M

Dissemination is restricted to Criminal Justice Agencies and authorized agencies ONLY. Secondary dissemination to unauthorized agencies is PROHIBITED. Scottsdale City Prosecutor

Sequence Summary

80

48	1437151		Sample		ethanol quant.M
49	1437230		Sample		ethanol quant.M
50	1437230		Sample		ethanol quant.M
51	1436849		Sample		ethanol quant.M
52	1436849		Sample		ethanol quant.M
53	11092018-A	0.400	Control		ethanol quant.M
54	14082019-B	0.040	Control		ethanol quant.M
55	4110320133/8	0.199	Control		ethanol quant.M
56	101921WB	Negative	Control		ethanol quant.M

Dissemination is restricted to Criminal Justice Agencies and authorized agencies ONLY. Secondary dissemination to unauthorized agencies is PROHIBITED. Scottsdale City Prosecutor

Scottsdale Police Department Crime Laboratory Summary of Cases

SEQUENCE NAME: 21Sep22

ANALYST: Canonico

Vials	Test 1 (g/dL)	Test 2 (g/dL)	Mean (g/dL)	Percent Difference*	Absolute Difference (g/dL)*
10 11	0.0923	0.0911	0.09170	0.65	0.00060
12 13	0.1490	0.1542	0.15160	1.72	0.00260
14 15	0.2475	0.2506	0.24905	0.62	0.00155
16 17	0.0000	0.0000	0.00000	0.00	0.00000
18 19	0.1082	0.1105	0.10935	1.05	0.00115
21 22	0.1563	0.1533	0.15480	0.97	0.00150
23 24	0.1715	0.1754	0.17345	1.12	0.00195
25 26	0.0967	0.0960	0.09635	0.36	0.00035
27 28	0.0855	0.0853	0.08540	0.12	0.00010
29 30	0.1373	0.1410	0.13915	1.33	0.00185
32 33	0.0697	0.0702	0.06995	0.36	0.00025
34 35	0.2870	0.2812	0.28410	1.02	0.00290
36 37	0.1771	0.1773	0.17720	0.06	0.00010
38 39	0.0351	0.0349	0.03500	0.29	0.00010
40 41	0.2696	0.2667	0.26815	0.54	0.00145
43 44	0.1758	0.1761	0.17595	0.09	0.00015
45 46	0.2146	0.2120	0.21330	0.61	0.00130
47 48	0.2076	0.2101	0.20885	0.60	0.00125
49 50	0.2217	0.2192	0.22045	0.57	0.00125
51 52	0.1892	0.1891	0.18915	0.03	0.00005

*Calculated differences are differences from the mean of the two results.

Scottsdale Forensic Lab
Blood Alcohol Pipetting Log

ANALYST: Canonico

SEQUENCE: 21Sep22 *ee*

Instrument Position	Headspace Vial 1	Headspace Vial 2	Blood Tube	Barcode Match
Vials 10 and 11	40501DG	40501DG	40501DG	Yes
Vials 12 and 13	40801JR	40801JR	40801JR	Yes
Vials 14 and 15	35301PA	35301PA	35301PA	Yes
Vials 16 and 17	32701KT	32701KT	32701KT	Yes
Vials 18 and 19	32701CS	32701CS	32701CS	Yes
Vials 21 and 22	32701MR	32701MR	32701MR	Yes
Vials 23 and 24	32701AL	32701AL	32701AL	Yes
Vials 25 and 26	32701LC	32701LC	32701LC	Yes
Vials 27 and 28	32701JM	32701JM	32701JM	Yes
Vials 29 and 30	TUBE03	TUBE03	TUBE03	Yes
Vials 32 and 33	TUBE01	TUBE01	TUBE01	Yes
Vials 34 and 35	TUBE02	TUBE02	TUBE02	Yes
Vials 36 and 37	TUBE04	TUBE04	TUBE04	Yes
Vials 38 and 39	1437044	1437044	1437044	Yes
Vials 40 and 41	1437139	1437139	1437139	Yes
Vials 43 and 44	1436673	1436673	1436673	Yes
Vials 45 and 46	1436691	1436691	1436691	Yes
Vials 47 and 48	1437151	1437151	1437151	Yes
Vials 49 and 50	1437230	1437230	1437230	Yes
Vials 51 and 52	1436849	1436849	1436849	Yes

Scottsdale Police Department Crime Lab Volatiles Analysis

Sample: 40501DG	Vial: 10
Description: [REDACTED]	LIMS ID: [REDACTED]
Method: ethanol quant.M	Sequence: 21Sep22
Instrument: US14173023 CN14160045	Injection date: 9/21/2022 3:14:21 PM
Data file: C:\Chem32\1\Data\21Sep22\10.D	Analyst: Canonico

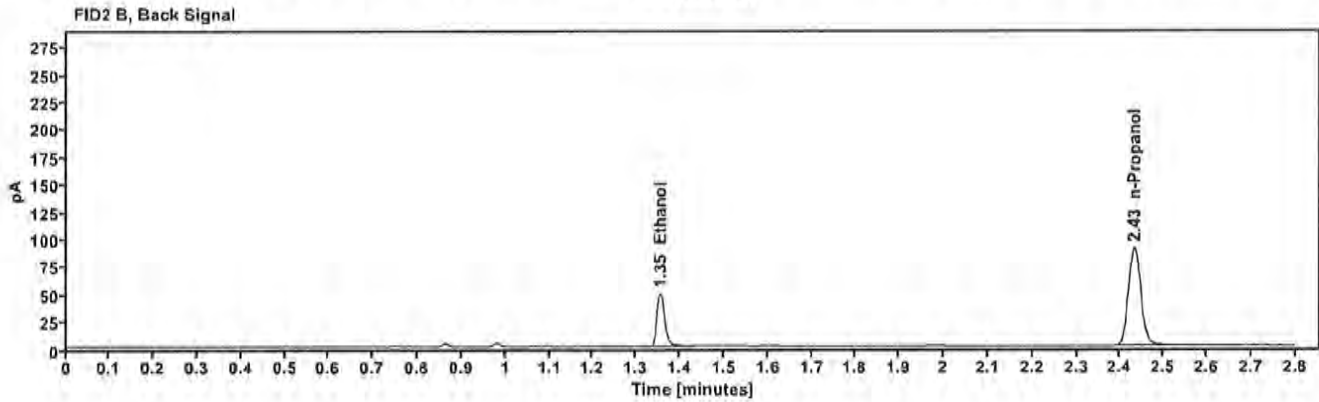
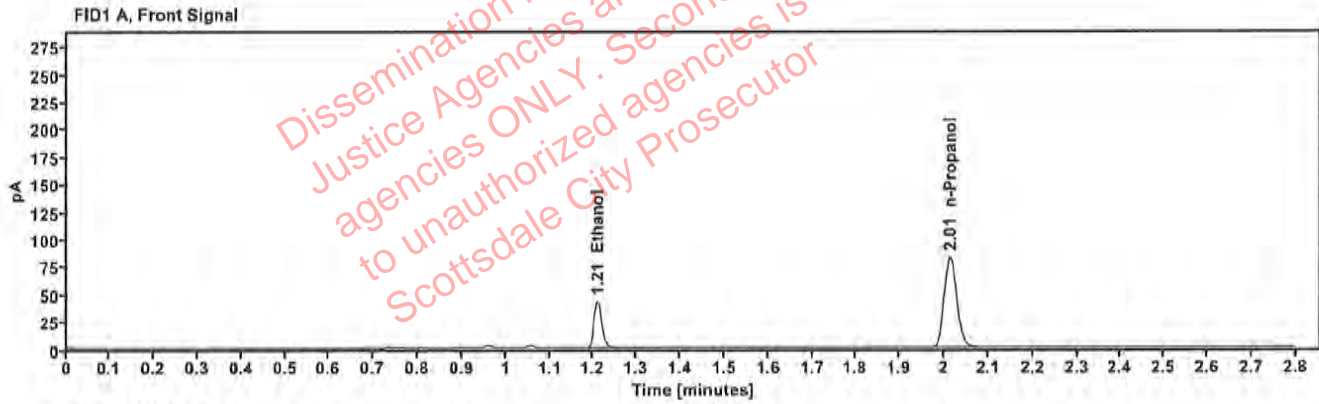


Table 1: FID 1 A (column DB-ALC1)

Compound	Amount (g/100mL)	Time (min)	Peak Area
>Ethanol	0.0923	1.209	53.923
n-Propanol	---	2.014	164.821

Table 2: FID 2 B (column DB-ALC2)

Compound	Time (min)	Peak Area
Ethanol	1.355	58.638
n-Propanol	2.432	178.099

Scottsdale Police Department Crime Lab Volatiles Analysis

Sample: 40501DG	Vial: 11
Description: [REDACTED]	LIMS ID: [REDACTED]
Method: ethanol quant.M	Sequence: 21Sep22
Instrument: US14173023 CN14160045	Injection date: 9/21/2022 3:18:21 PM
Data file: C:\Chem32\1\Data\21Sep22\11.D	Analyst: Canonico

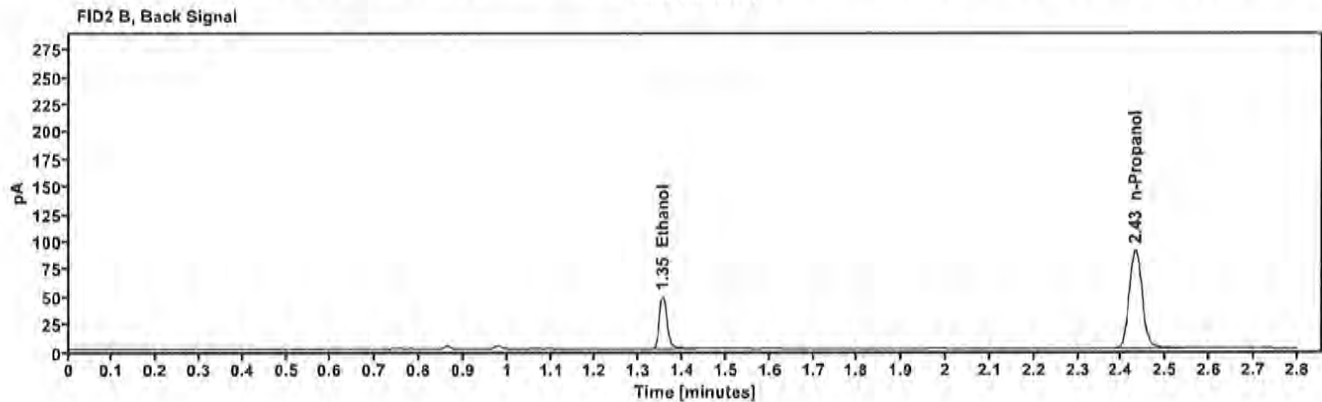
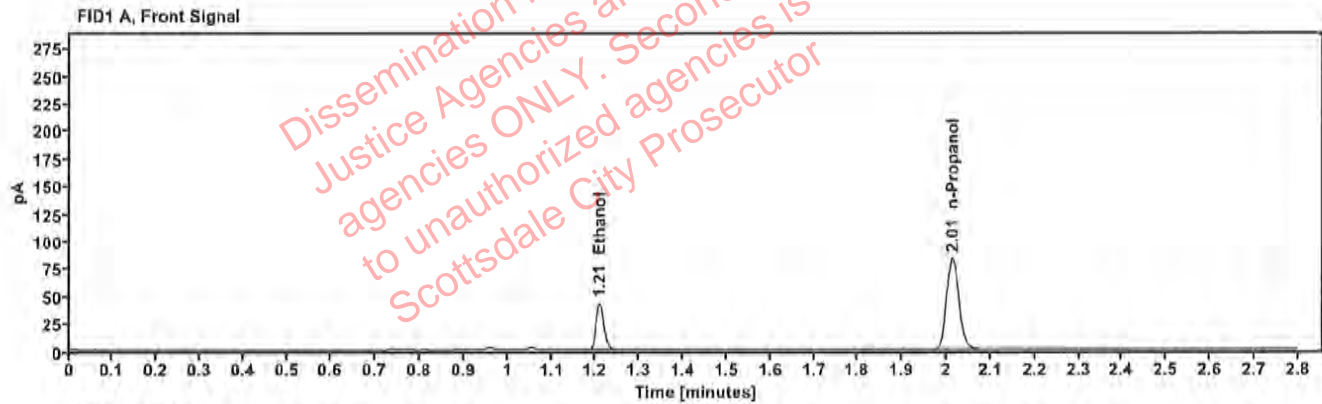


Table 1: FID 1 A (column DB-ALC1)

Compound	Amount (g/100mL)	Time (min)	Peak Area
>Ethanol	0.0911	1.208	53.613
n-Propanol	—	2.013	166.031

Table 2: FID 2 B (column DB-ALC2)

Compound	Time (min)	Peak Area
Ethanol	1.354	58.145
n-Propanol	2.431	179.691

Scottsdale Police Department Crime Lab Volatiles Analysis

Sample:	40801JR	Vial:	12
Description:	██████████	LIMS ID:	██████████
Method:	ethanol quant.M	Sequence:	21Sep22
Instrument:	US14173023 CN14160045	Injection date:	9/21/2022 3:22:21 PM
Data file:	C:\Chem32\1\Data\21Sep22\12.D	Analyst:	Canonico

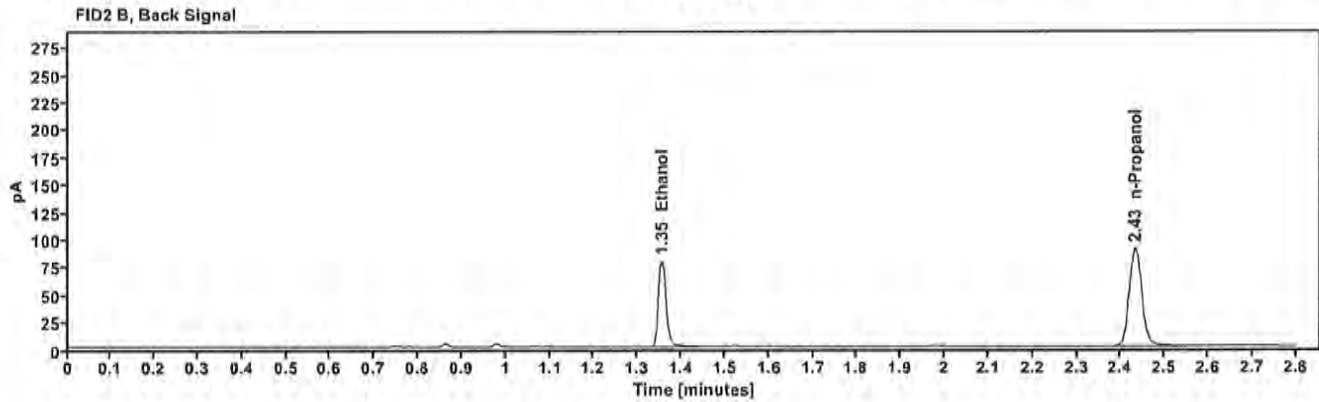
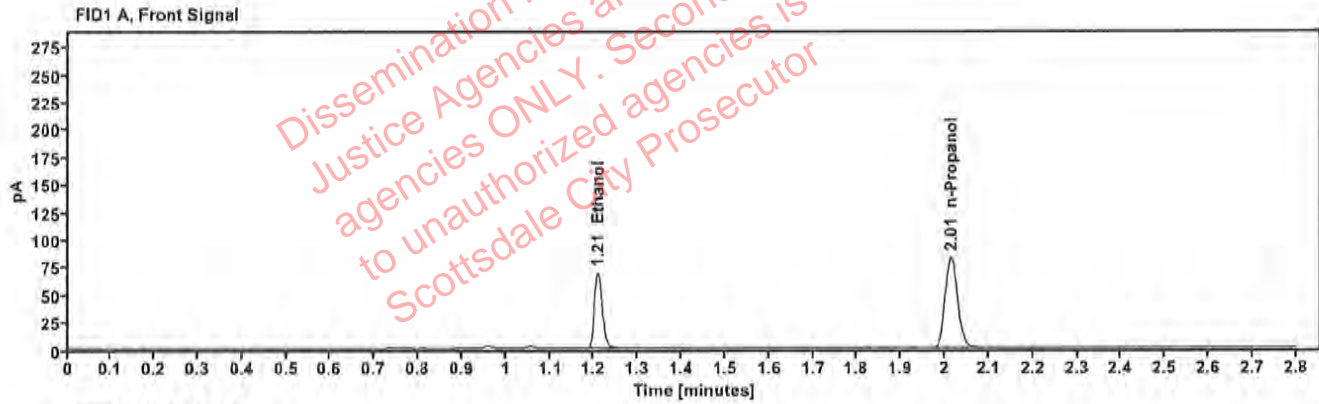


Table 1: FID 1 A (column DB-ALC1)

Compound	Amount (g/100mL)	Time (min)	Peak Area
>Ethanol	0.1490	1.209	87.227
n-Propanol	—	2.014	164.551

Table 2: FID 2 B (column DB-ALC2)

Compound	Time (min)	Peak Area
Ethanol	1.355	95.283
n-Propanol	2.432	178.395

Scottsdale Police Department Crime Lab Volatiles Analysis

Sample:	40801JR	Vial:	13
Description:	[REDACTED]	LIMS ID:	[REDACTED]
Method:	ethanol quant.M	Sequence:	21Sep22
Instrument:	US14173023 CN14160045	Injection date:	9/21/2022 3:26:36 PM
Data file:	C:\Chem32\1\Data\21Sep22\13.D	Analyst:	Canonico

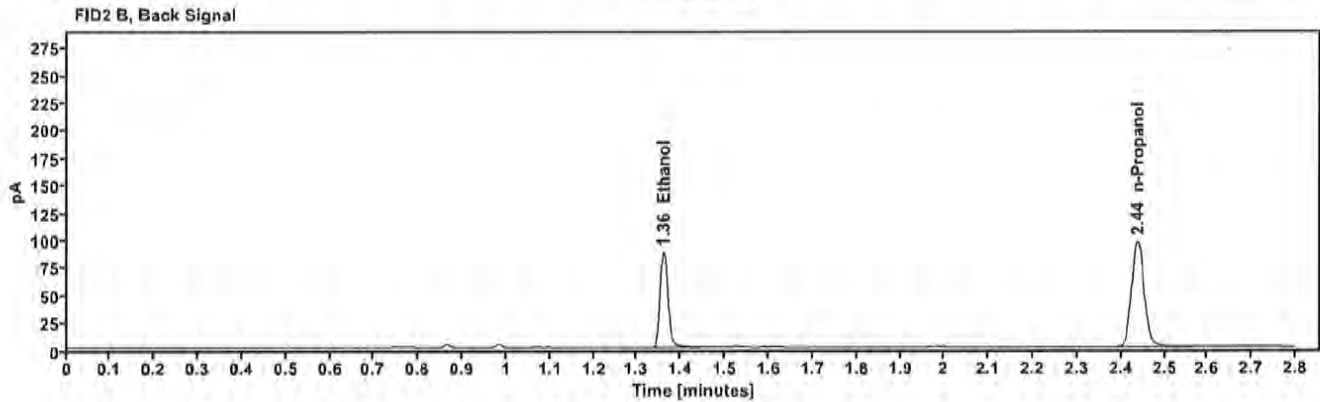
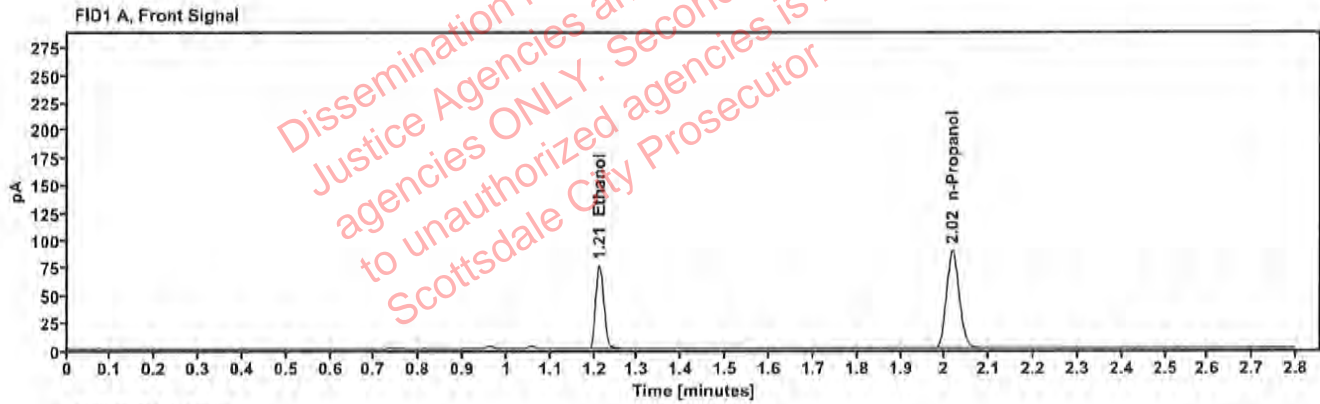


Table 1: FID 1 A (column DB-ALC1)

Compound	Amount (g/100mL)	Time (min)	Peak Area
>Ethanol	0.1542	1.212	97.849
n-Propanol	---	2.017	178.385

Table 2: FID 2 B (column DB-ALC2)

Compound	Time (min)	Peak Area
Ethanol	1.361	106.989
n-Propanol	2.438	193.446

Scottsdale Police Department Crime Lab Volatiles Analysis

Sample:	35301PA	Vial:	14
Description:	[REDACTED]	LIMS ID:	[REDACTED]
Method:	ethanol quant.M	Sequence:	21Sep22
Instrument:	US14173023 CN14160045	Injection date:	9/21/2022 3:30:36 PM
Data file:	C:\Chem32\1\Data\21Sep22\14.D	Analyst:	Canonico

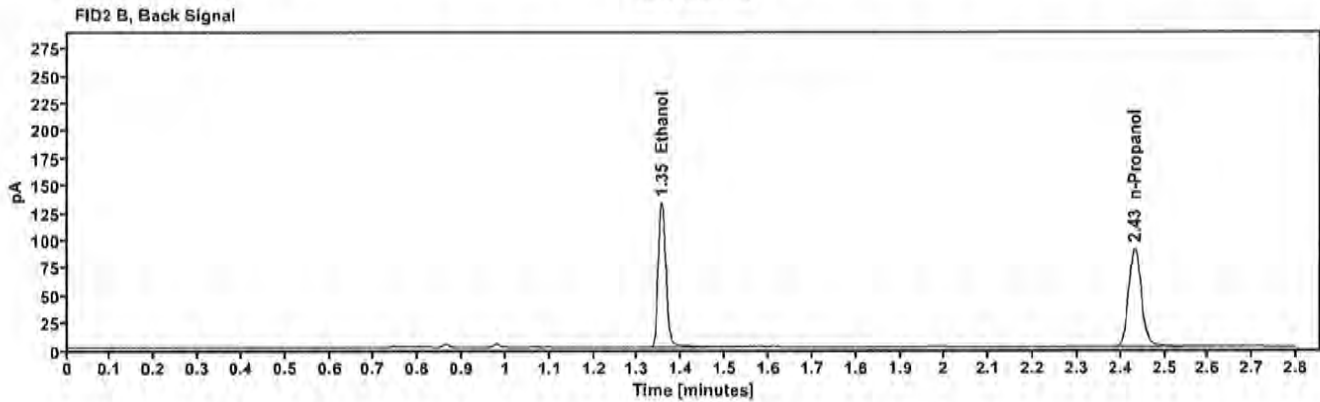
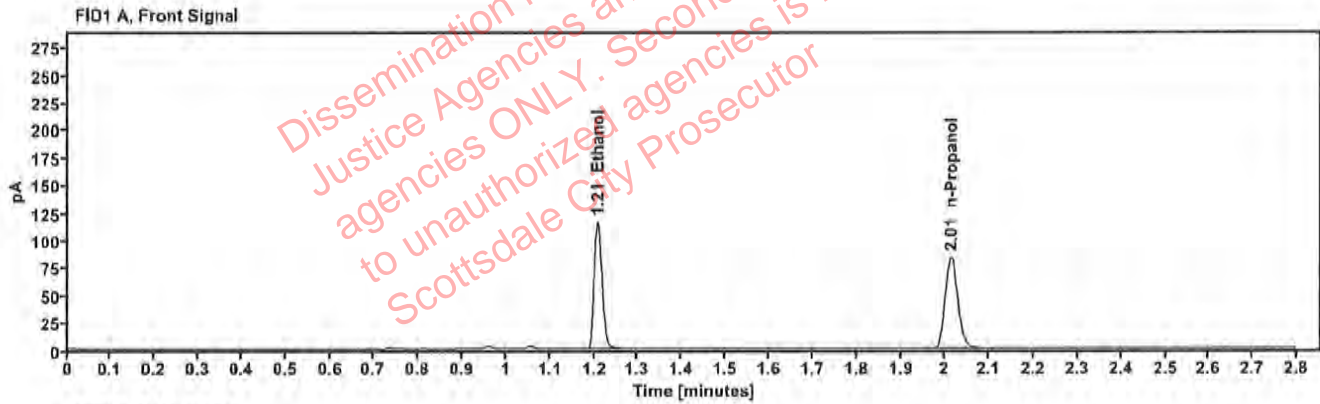


Table 1: FID 1 A (column DB-ALC1)

Compound	Amount (g/100mL)	Time (min)	Peak Area
>Ethanol	0.2475	1.208	146.343
n-Propanol	---	2.014	165.813

Table 2: FID 2 B (column DB-ALC2)

Compound	Time (min)	Peak Area
Ethanol	1.354	160.650
n-Propanol	2.432	179.080

Scottsdale Police Department Crime Lab Volatiles Analysis

Sample:	35301PA	Vial:	15
Description:	[REDACTED]	LIMS ID:	[REDACTED]
Method:	ethanol quant.M	Sequence:	21Sep22
Instrument:	US14173023 CN14160045	Injection date:	9/21/2022 3:34:36 PM
Data file:	C:\Chem32\1\Data\21Sep22\15.D	Analyst:	Canonico

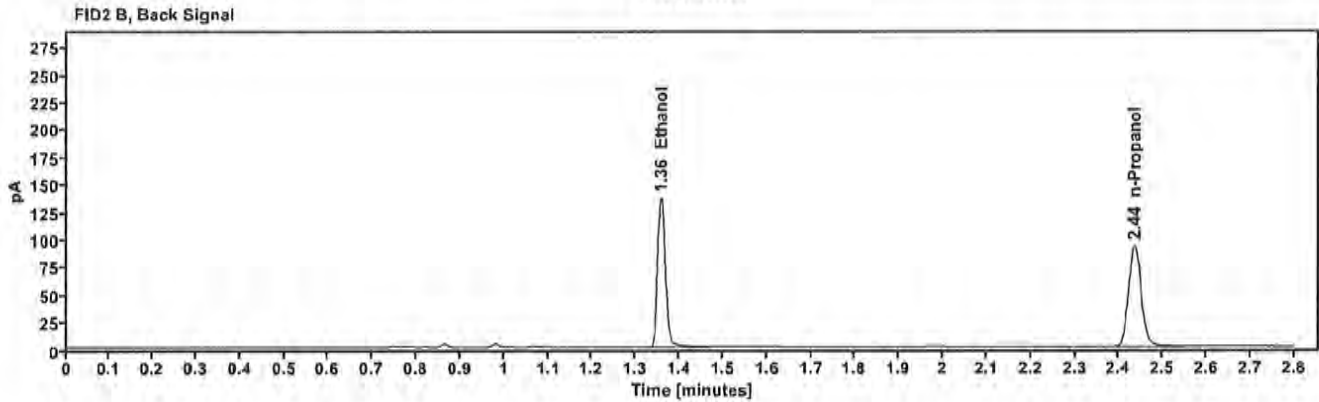
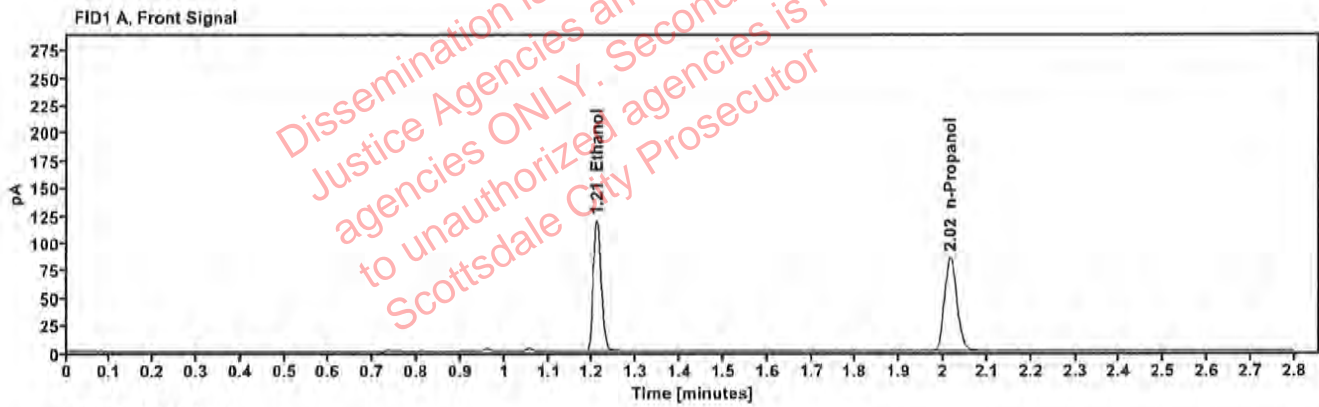


Table 1: FID 1 A (column DB-ALC1)

Compound	Amount (g/100mL)	Time (min)	Peak Area
>Ethanol	0.2506	1.210	151.758
n-Propanol	-----	2.016	169.781

Table 2: FID 2 B (column DB-ALC2)

Compound	Time (min)	Peak Area
Ethanol	1.358	166.533
n-Propanol	2.435	183.523

Scottsdale Police Department Crime Lab Volatiles Analysis

Sample:	32701KT	Vial:	16
Description:	[REDACTED]	LIMS ID:	[REDACTED]
Method:	ethanol quant.M	Sequence:	21Sep22
Instrument:	US14173023 CN14160045	Injection date:	9/21/2022 3:38:36 PM
Data file:	C:\Chem32\1\Data\21Sep22\16.D	Analyst:	Canonico

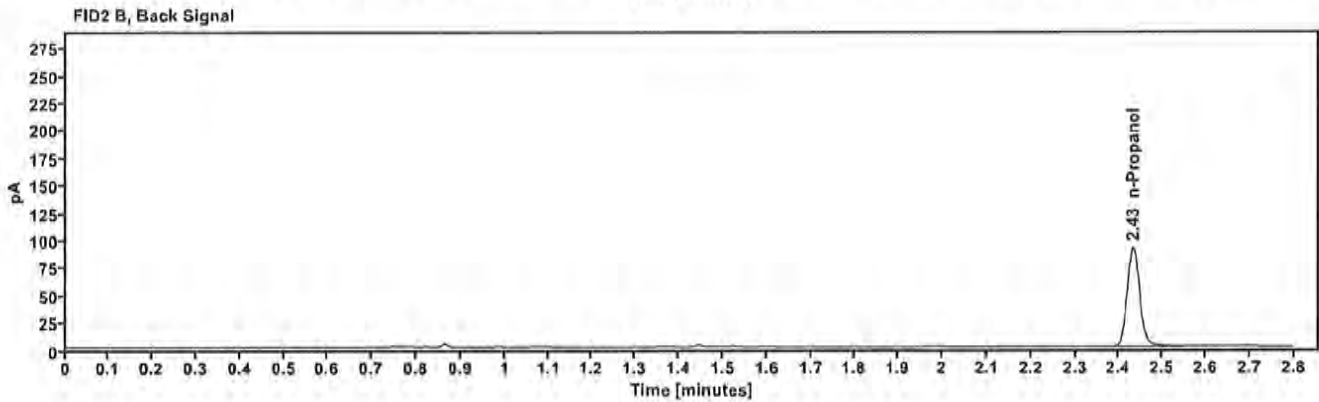
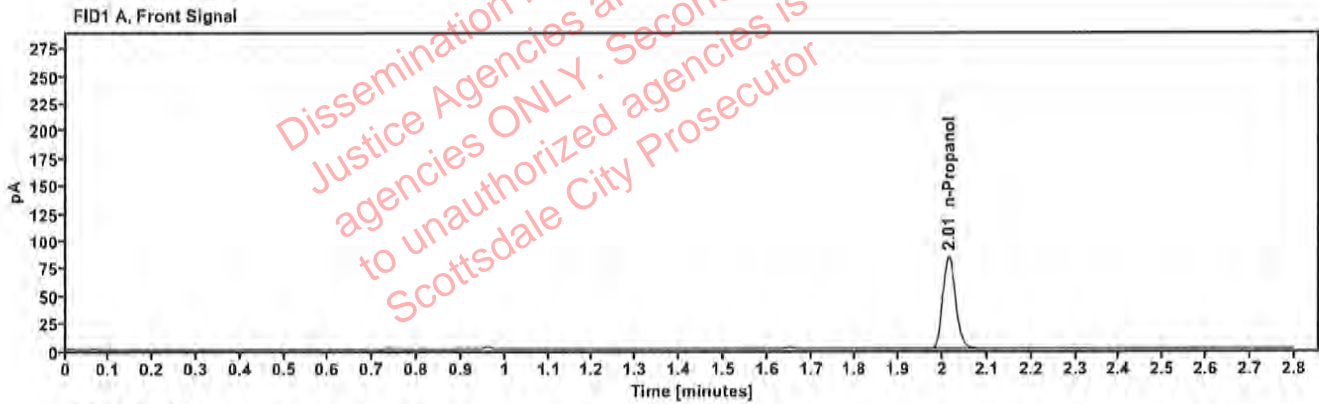


Table 1: FID 1 A (column DB-ALC1)

Compound	Amount (g/100mL)	Time (min)	Peak Area
n-Propanol	—	2.014	167.419

Table 2: FID 2 B (column DB-ALC2)

Compound	Time (min)	Peak Area
n-Propanol	2.432	181.500

Scottsdale Police Department Crime Lab Volatiles Analysis

Sample:	32701KT	Vial:	17
Description:	[REDACTED]	LIMS ID:	[REDACTED]
Method:	ethanol quant.M	Sequence:	21Sep22
Instrument:	US14173023 CN14160045	Injection date:	9/21/2022 3:42:36 PM
Data file:	C:\Chem32\1\Data\21Sep22\17.D	Analyst:	Canonico

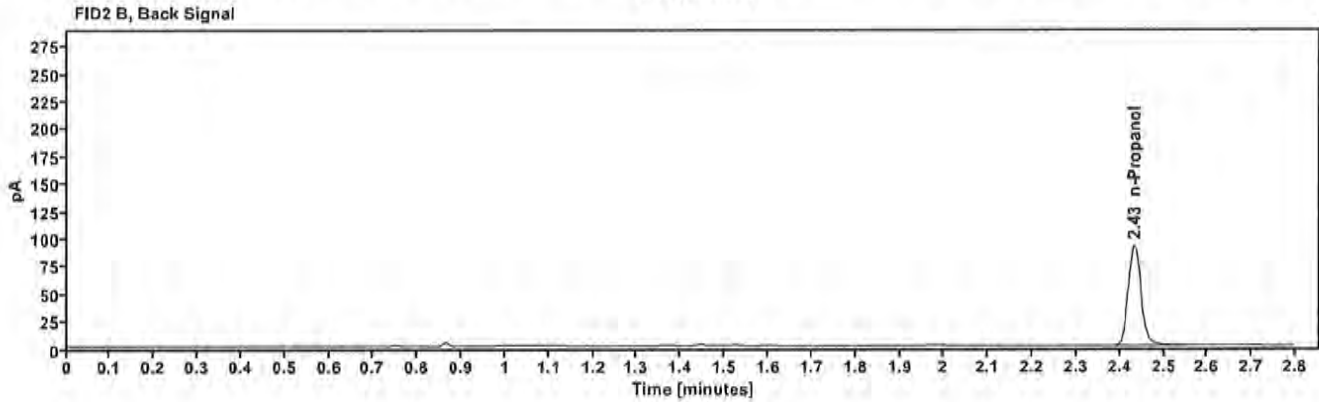
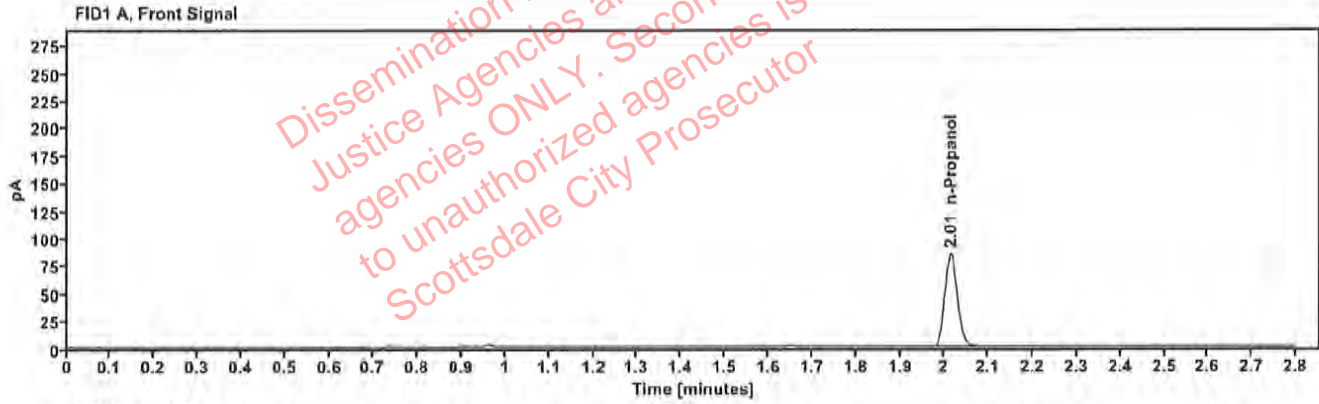


Table 1: FID 1 A (column DB-ALC1)

Compound	Amount (g/100mL)	Time (min)	Peak Area
n-Propanol	---	2.014	168.024

Table 2: FID 2 B (column DB-ALC2)

Compound	Time (min)	Peak Area
n-Propanol	2.433	182.352

Scottsdale Police Department Crime Lab Volatiles Analysis

Sample:	32701CS	Vial:	18
Description:	[REDACTED]	LIMS ID:	[REDACTED]
Method:	ethanol quant.M	Sequence:	21Sep22
Instrument:	US14173023 CN14160045	Injection date:	9/21/2022 3:46:36 PM
Data file:	C:\Chem32\1\Data\21Sep22\18.D	Analyst:	Canonico

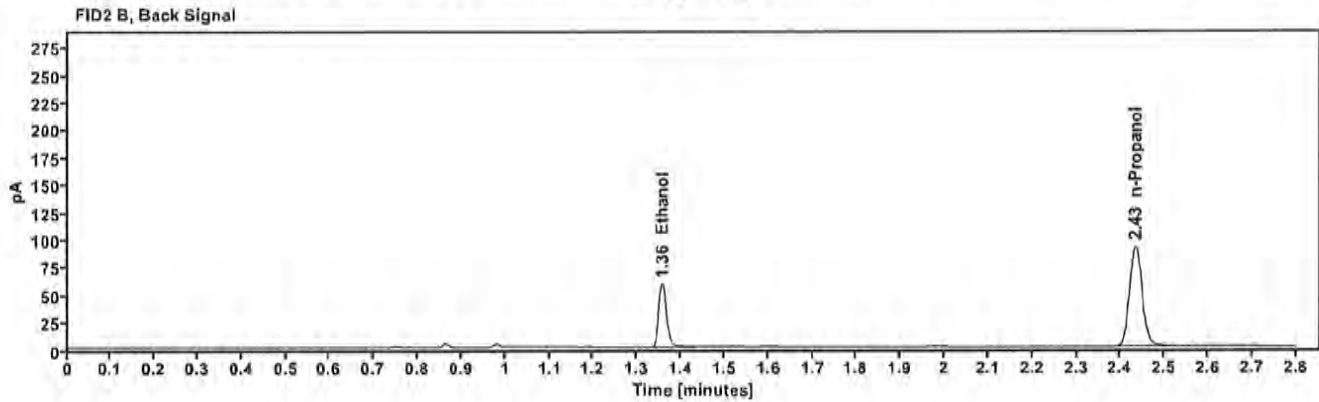
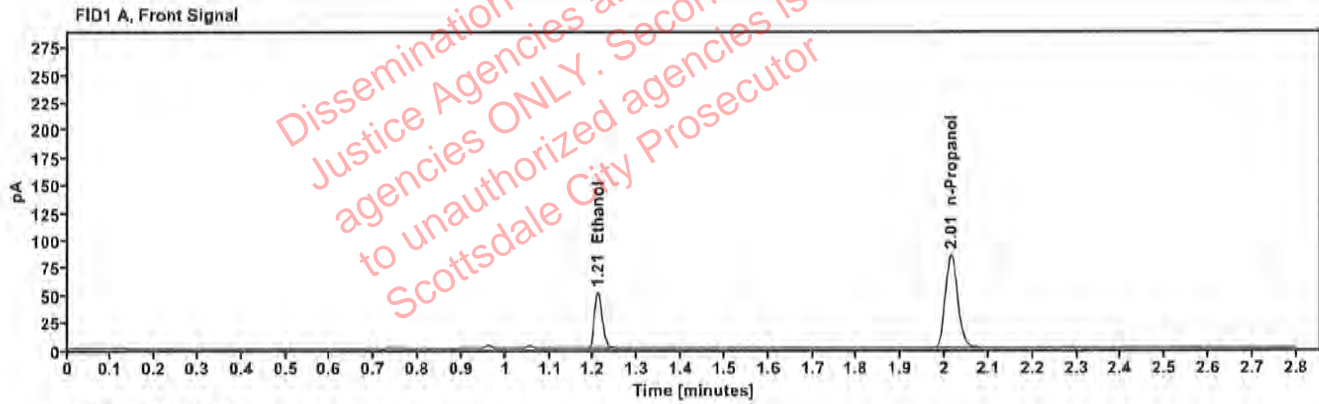


Table 1: FID 1 A (column DB-ALC1)

Compound	Amount (g/100mL)	Time (min)	Peak Area
>Ethanol	0.1082	1.210	64.836
n-Propanol	---	2.015	168.818

Table 2: FID 2 B (column DB-ALC2)

Compound	Time (min)	Peak Area
Ethanol	1.357	70.511
n-Propanol	2.434	182.687

Scottsdale Police Department Crime Lab Volatiles Analysis

Sample:	32701CS	Vial:	19
Description:	[REDACTED]	LIMS ID:	[REDACTED]
Method:	ethanol quant.M	Sequence:	21Sep22
Instrument:	US14173023 CN14160045	Injection date:	9/21/2022 3:50:52 PM
Data file:	C:\Chem32\11\Data\21Sep22\19.D	Analyst:	Canonico

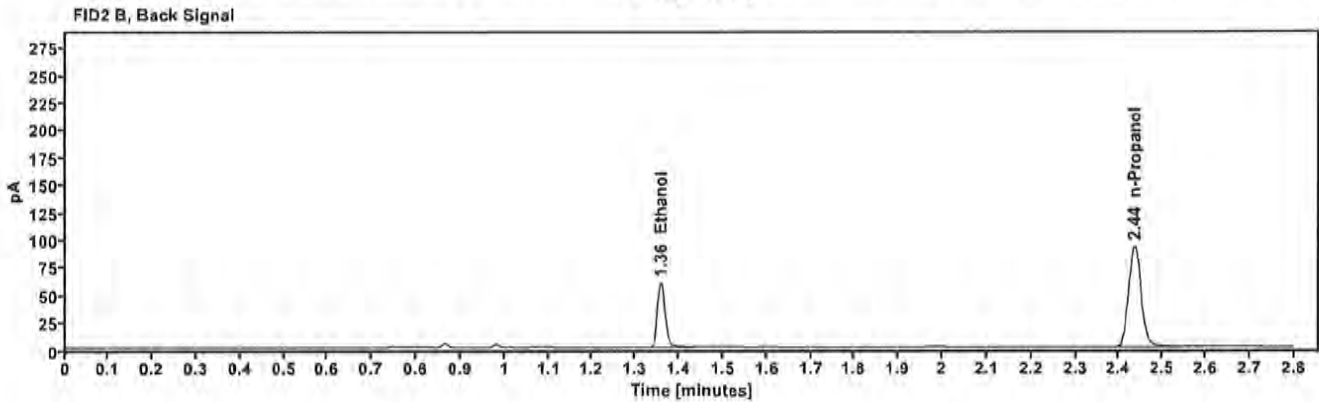
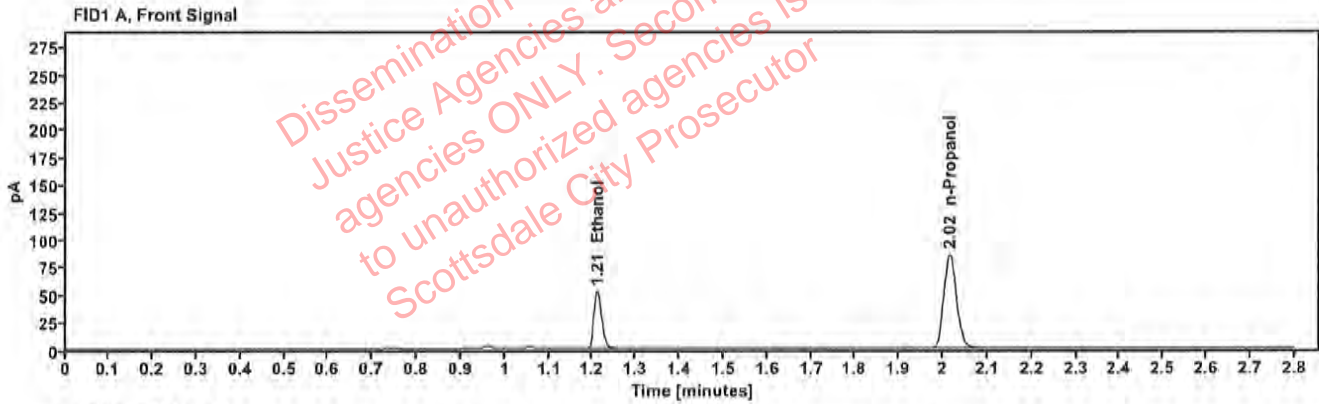


Table 1: FID 1 A (column DB-ALC1)

Compound	Amount (g/100mL)	Time (min)	Peak Area
>Ethanol	0.1105	1.211	66.498
n-Propanol	---	2.015	169.479

Table 2: FID 2 B (column DB-ALC2)

Compound	Time (min)	Peak Area
Ethanol	1.358	72.077
n-Propanol	2.435	183.306

Scottsdale Police Department Crime Lab Volatiles Analysis

Sample:	32701MR	Vial:	21
Description:	[REDACTED]	LIMS ID:	[REDACTED]
Method:	ethanol quant.M	Sequence:	21Sep22
Instrument:	US14173023 CN14160045	Injection date:	9/21/2022 3:58:51 PM
Data file:	C:\Chem32\1\Data\21Sep22\21.D	Analyst:	Canonico

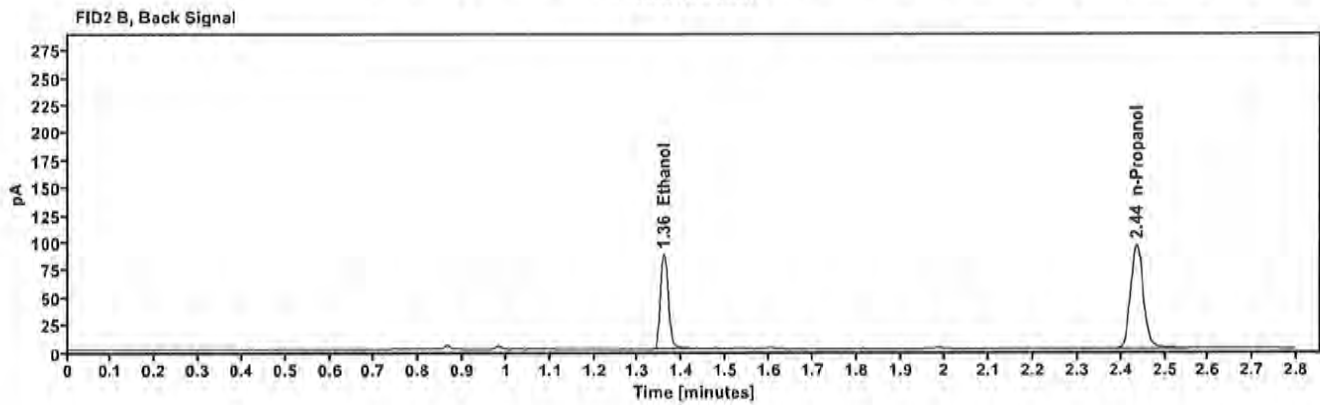
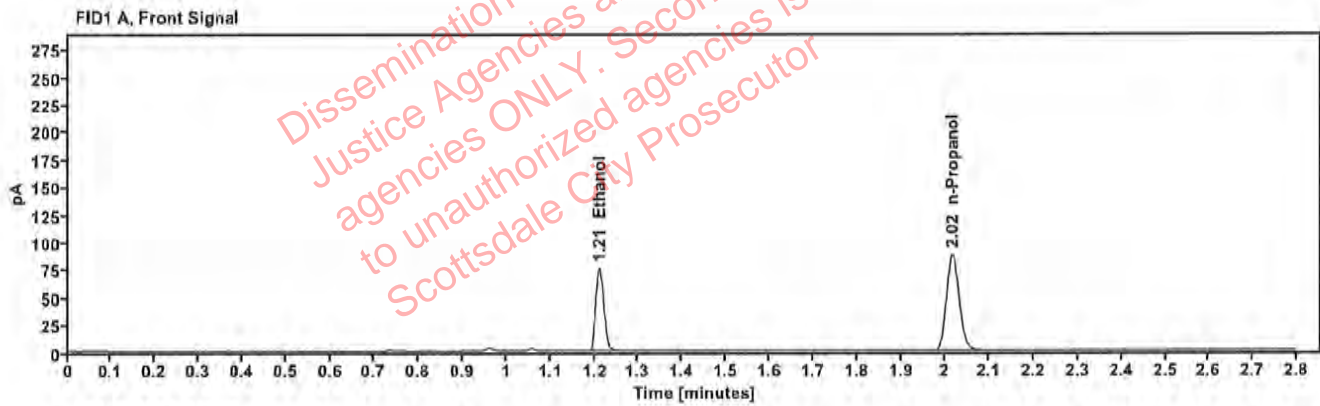


Table 1: FID 1 A (column DB-ALC1)

Compound	Amount (g/100mL)	Time (min)	Peak Area
>Ethanol	0.1563	1.211	97.337
n-Propanol	---	2.016	174.984

Table 2: FID 2 B (column DB-ALC2)

Compound	Time (min)	Peak Area
Ethanol	1.359	105.938
n-Propanol	2.436	189.880

Scottsdale Police Department Crime Lab Volatiles Analysis

Sample:	32701MR	Vial:	22
Description:		LIMS ID:	
Method:	ethanol quant.M	Sequence:	21Sep22
Instrument:	US14173023 CN14160045	Injection date:	9/21/2022 4:02:51 PM
Data file:	C:\Chem32\1\Data\21Sep22\22.D	Analyst:	Canonico

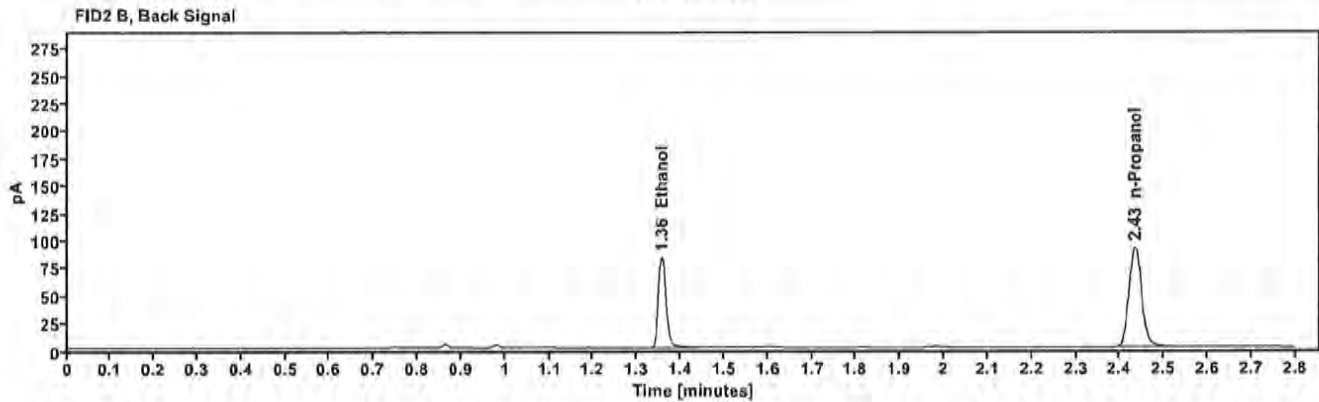
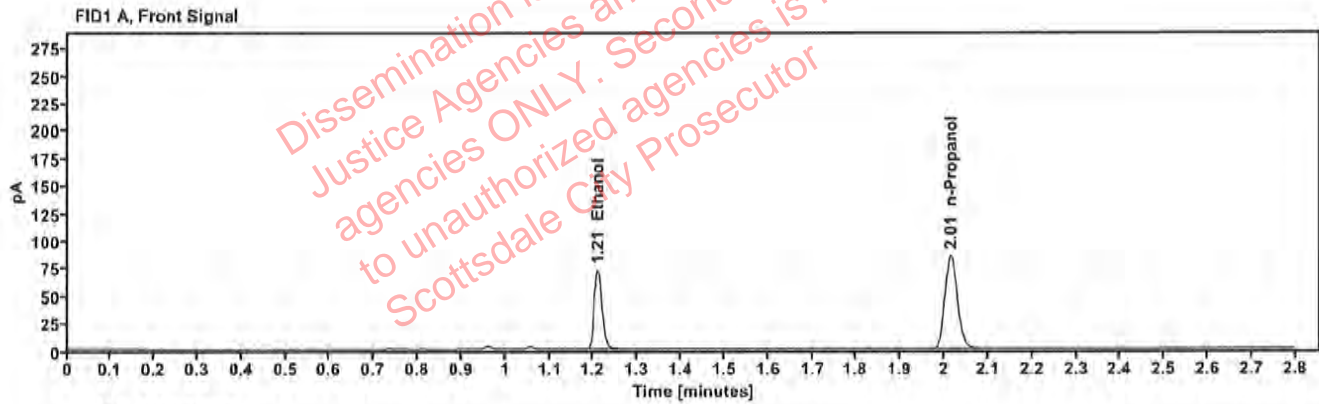


Table 1: FID 1 A (column DB-ALC1)

Compound	Amount (g/100mL)	Time (min)	Peak Area
>Ethanol	0.1533	1.209	92.267
n-Propanol	---	2.015	169.164

Table 2: FID 2 B (column DB-ALC2)

Compound	Time (min)	Peak Area
Ethanol	1.356	100.600
n-Propanol	2.434	183.429

Scottsdale Police Department Crime Lab Volatiles Analysis

Sample:	32701AL	Vial:	23
Description:	██████████	LIMS ID:	██████████
Method:	ethanol quant.M	Sequence:	21Sep22
Instrument:	US14173023 CN14160045	Injection date:	9/21/2022 4:06:51 PM
Data file:	C:\Chem32\1\Data\21Sep22\23.D	Analyst:	Canonico

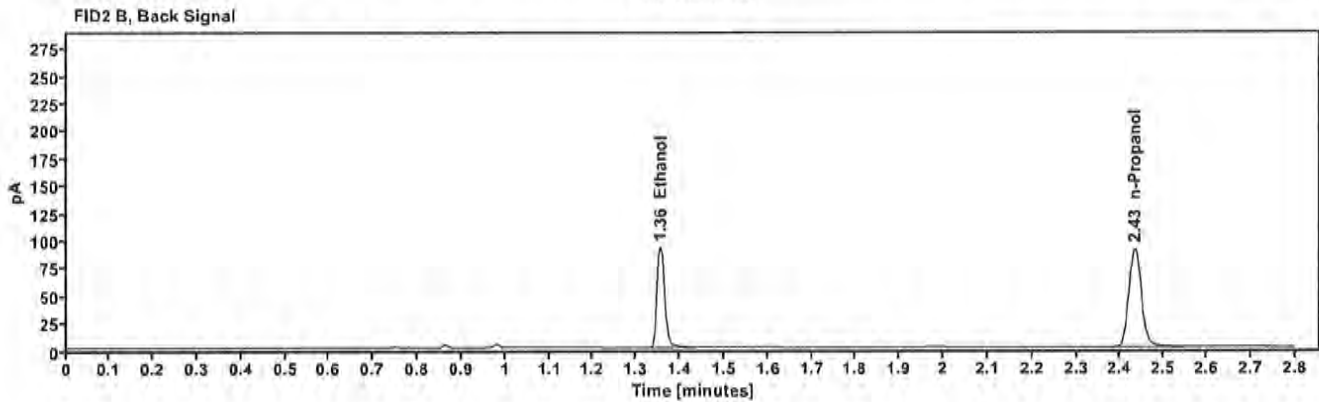
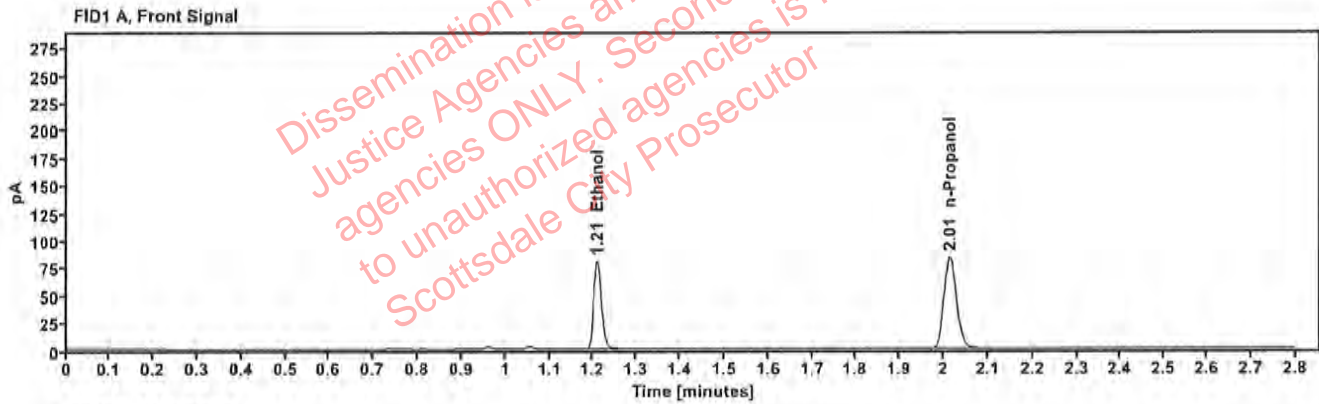


Table 1: FID 1 A (column DB-ALC1)

Compound	Amount (g/100mL)	Time (min)	Peak Area
>Ethanol	0.1715	1.209	101.646
n-Propanol	—	2.014	166.434

Table 2: FID 2 B (column DB-ALC2)

Compound	Time (min)	Peak Area
Ethanol	1.355	110.973
n-Propanol	2.433	180.243

Scottsdale Police Department Crime Lab Volatiles Analysis

Sample:	32701AL	Vial:	24
Description:	[REDACTED]	LIMS ID:	[REDACTED]
Method:	ethanol quant.M	Sequence:	21Sep22
Instrument:	US14173023 CN14160045	Injection date:	9/21/2022 4:10:52 PM
Data file:	C:\Chem3211\Data\21Sep22\24.D	Analyst:	Canonico

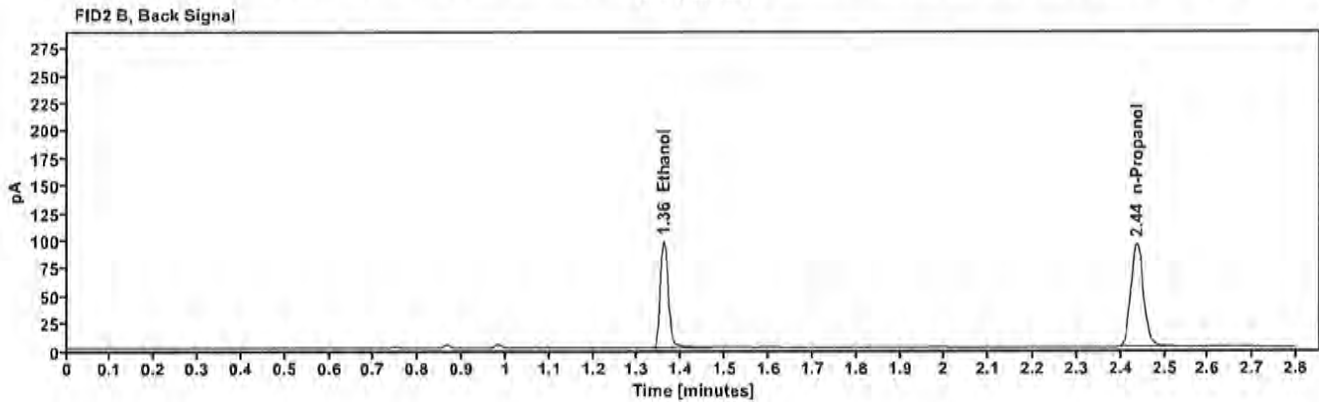
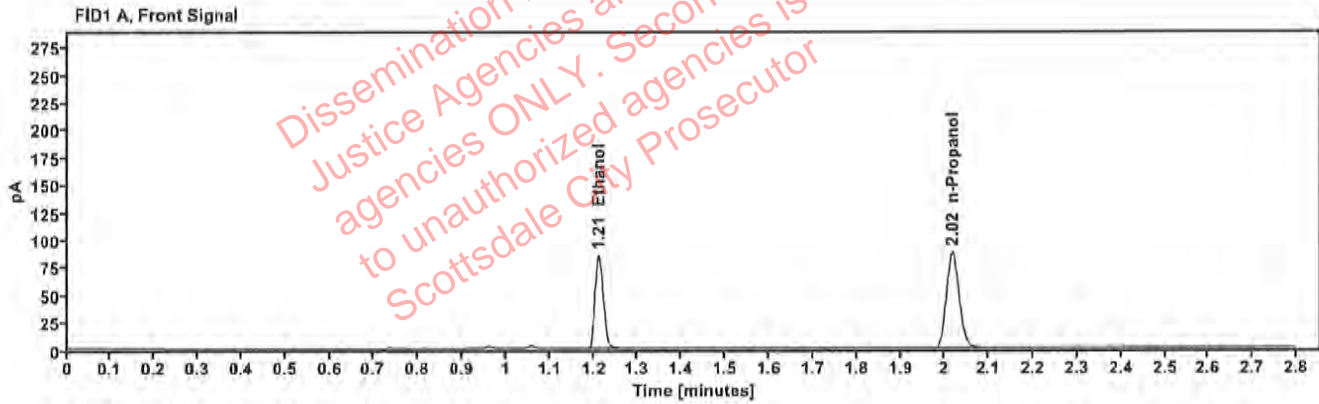


Table 1: FID 1 A (column DB-ALC1)

Compound	Amount (g/100mL)	Time (min)	Peak Area
>Ethanol	0.1754	1.211	108.970
n-Propanol	---	2.017	174.463

Table 2: FID 2 B (column DB-ALC2)

Compound	Time (min)	Peak Area
Ethanol	1.360	120.459
n-Propanol	2.437	188.783

Scottsdale Police Department Crime Lab Volatiles Analysis

Sample:	32701LC	Vial:	25
Description:	[REDACTED]	LIMS ID:	[REDACTED]
Method:	ethanol quant.M	Sequence:	21Sep22
Instrument:	US14173023 CN14160045	Injection date:	9/21/2022 4:15:07 PM
Data file:	C:\Chem32\1\Data\21Sep22\25.D	Analyst:	Canonico

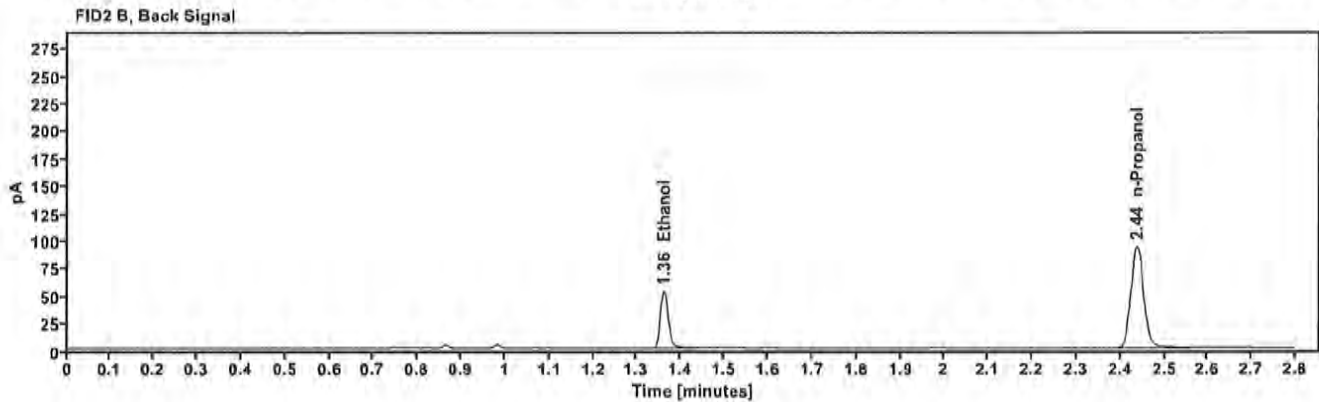
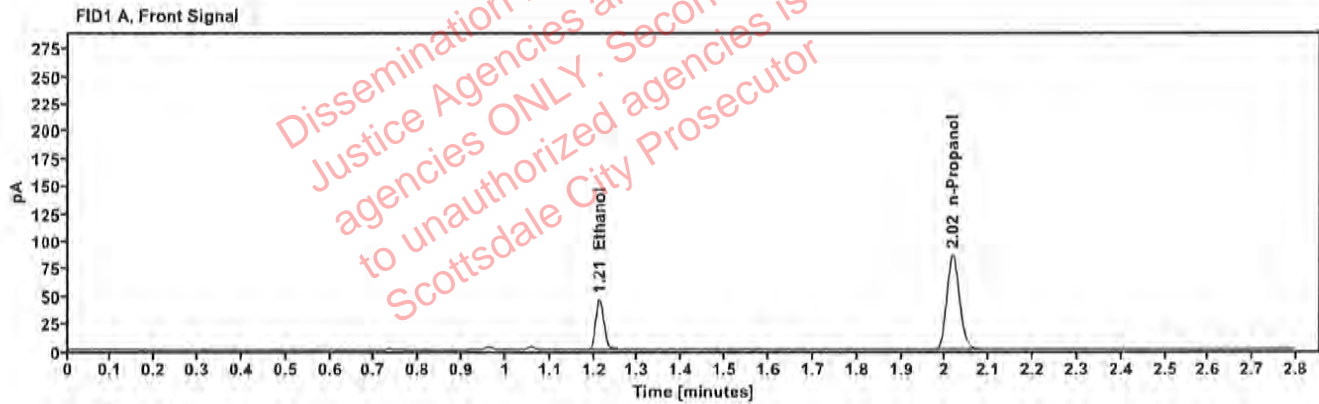


Table 1: FID 1 A (column DB-ALC1)

Compound	Amount (g/100mL)	Time (min)	Peak Area
>Ethanol	0.0967	1.212	59.096
n-Propanol	---	2.017	172.470

Table 2: FID 2 B (column DB-ALC2)

Compound	Time (min)	Peak Area
Ethanol	1.361	63.964
n-Propanol	2.438	186.642

Scottsdale Police Department Crime Lab Volatiles Analysis

Sample: 32701LC	Vial: 26
Description: ██████████	LIMS ID: ██████████
Method: ethanol quant.M	Sequence: 21Sep22
Instrument: US14173023 CN14160045	Injection date: 9/21/2022 4:19:07 PM
Data file: C:\Chem32\1\Data\21Sep22\26.D	Analyst: Canonico

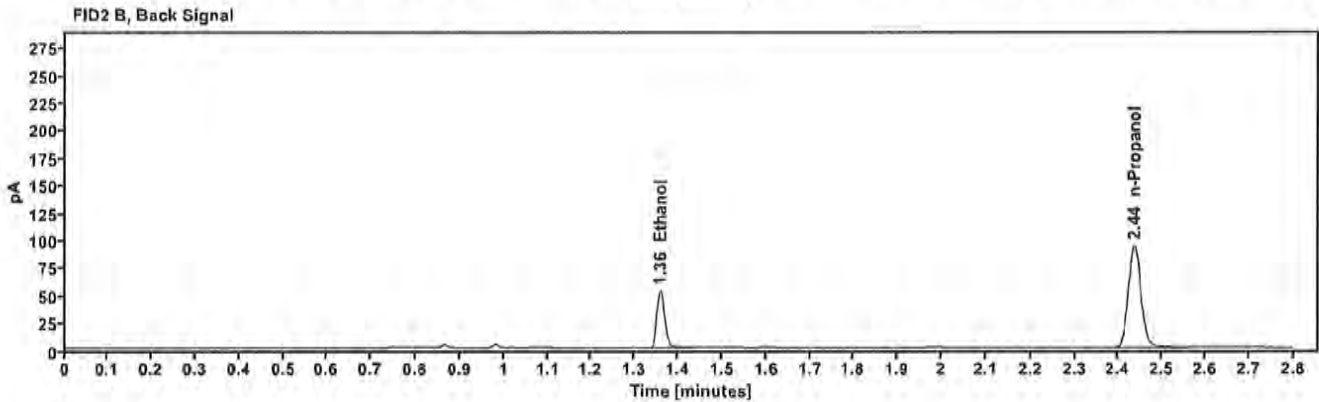
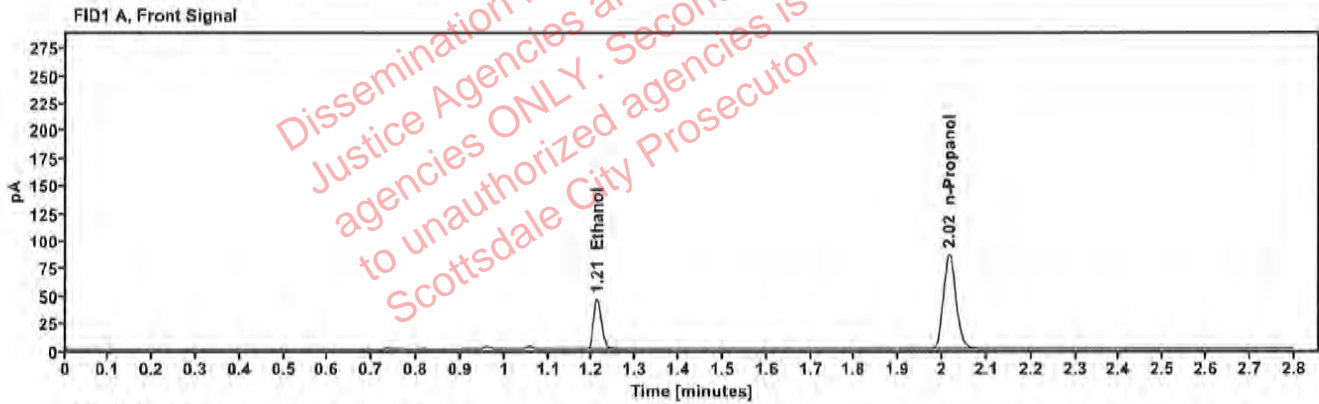


Table 1: FID 1 A (column DB-ALC1)

Compound	Amount (g/100mL)	Time (min)	Peak Area
>Ethanol	0.0960	1.211	58.686
n-Propanol	---	2.016	172.423

Table 2: FID 2 B (column DB-ALC2)

Compound	Time (min)	Peak Area
Ethanol	1.359	63.713
n-Propanol	2.436	186.671

Scottsdale Police Department Crime Lab Volatiles Analysis

Sample:	32701JM	Vial:	27
Description:	[REDACTED]	LIMS ID:	[REDACTED]
Method:	ethanol quant.M	Sequence:	21Sep22
Instrument:	US14173023 CN14160045	Injection date:	9/21/2022 4:23:07 PM
Data file:	C:\Chem32\1\Data\21Sep22\27.D	Analyst:	Canonico

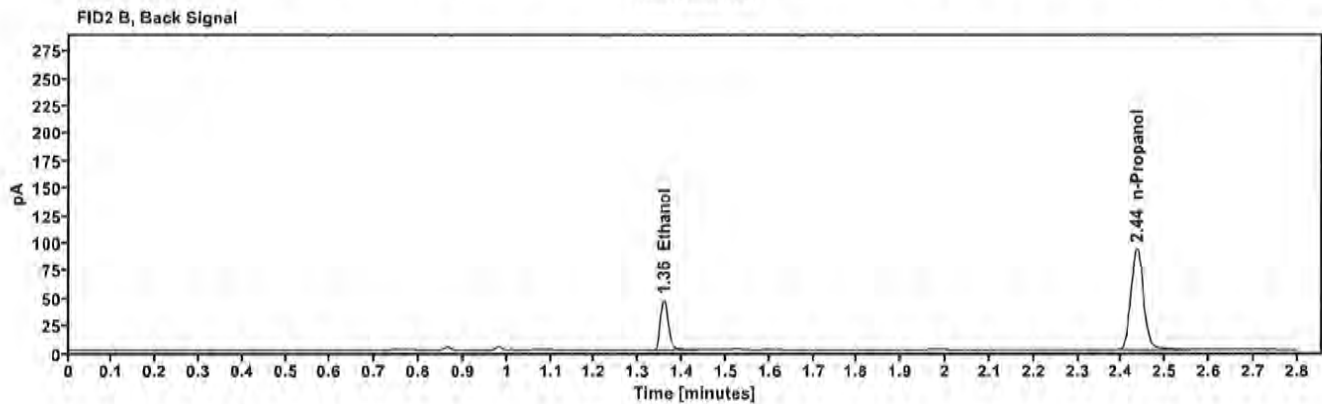
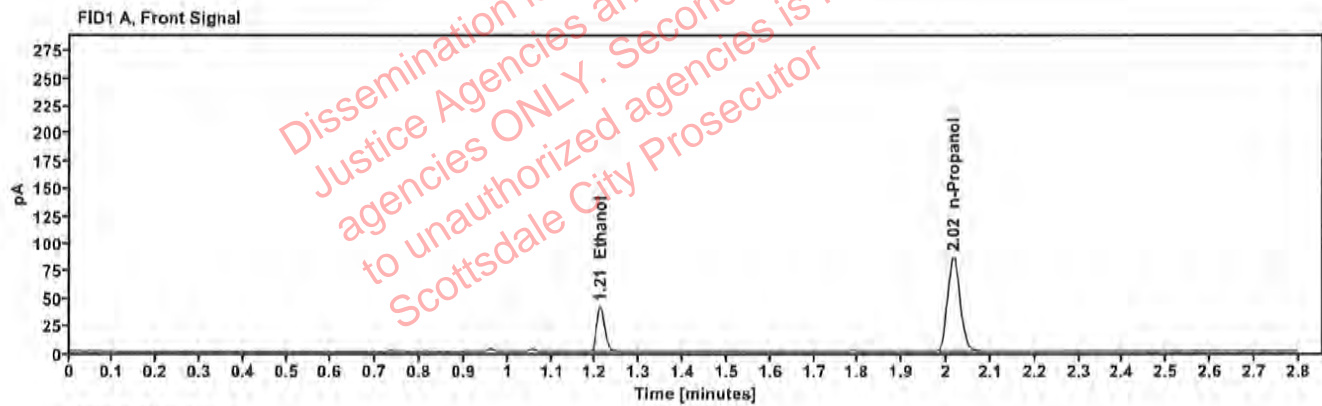


Table 1: FID 1 A (column DB-ALC1)

Compound	Amount (g/100mL)	Time (min)	Peak Area
>Ethanol	0.0855	1.211	51.887
n-Propanol	---	2.015	171.377

Table 2: FID 2 B (column DB-ALC2)

Compound	Time (min)	Peak Area
Ethanol	1.358	56.373
n-Propanol	2.435	185.703

Scottsdale Police Department Crime Lab Volatiles Analysis

Sample:	32701JM	Vial:	28
Description:	[REDACTED]	LIMS ID:	[REDACTED]
Method:	ethanol quant.M	Sequence:	21Sep22
Instrument:	US14173023 CN14160045	Injection date:	9/21/2022 4:27:07 PM
Data file:	C:\Chem32\1\Data\21Sep22\28.D	Analyst:	Canonico

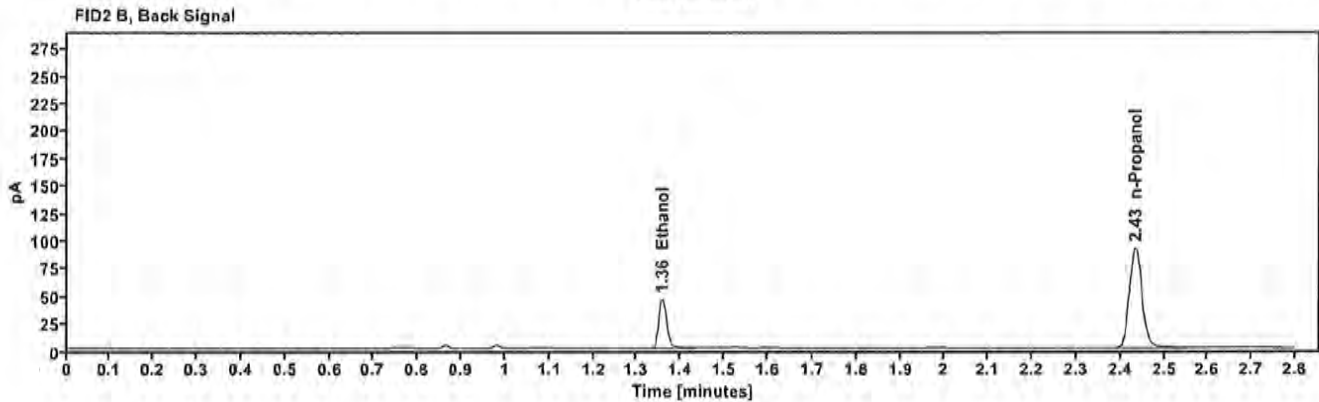
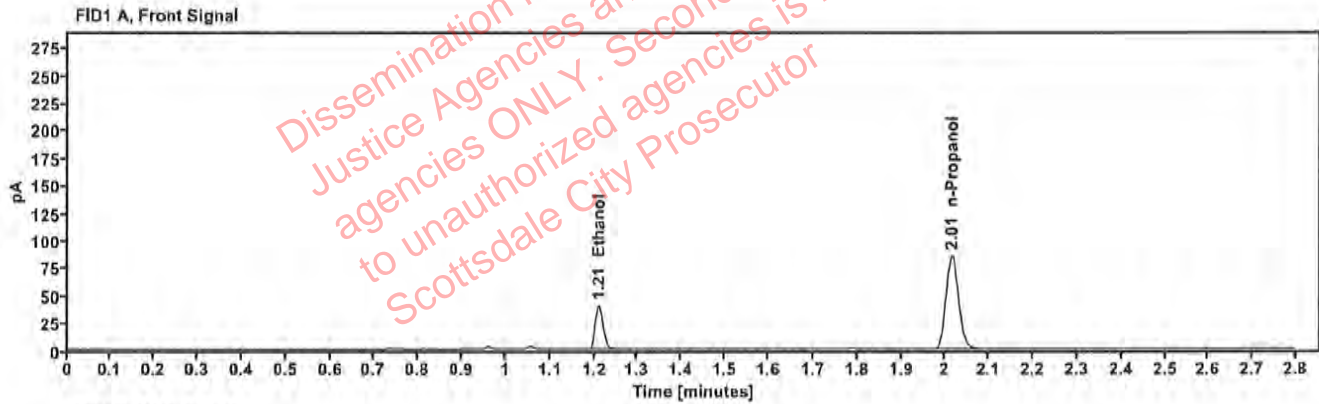


Table 1: FID 1 A (column DB-ALC1)

Compound	Amount (g/100mL)	Time (min)	Peak Area
>Ethanol	0.0853	1.210	50.977
n-Propanol	—	2.015	168.730

Table 2: FID 2 B (column DB-ALC2)

Compound	Time (min)	Peak Area
Ethanol	1.357	55.185
n-Propanol	2.434	182.715

Scottsdale Police Department Crime Lab Volatiles Analysis

Sample: TUBE03	Vial: 29
Description: [REDACTED]	LIMS ID: [REDACTED]
Method: ethanol quant.M	Sequence: 21Sep22
Instrument: US14173023 CN14160045	Injection date: 9/21/2022 4:31:07 PM
Data file: C:\Chem32\1\Data\21Sep22\29.D	Analyst: Canonico

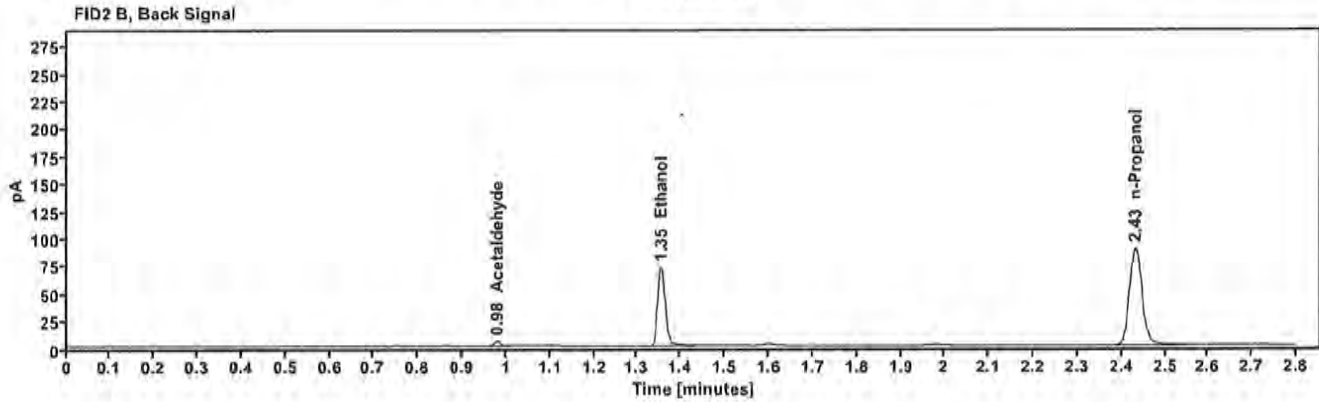
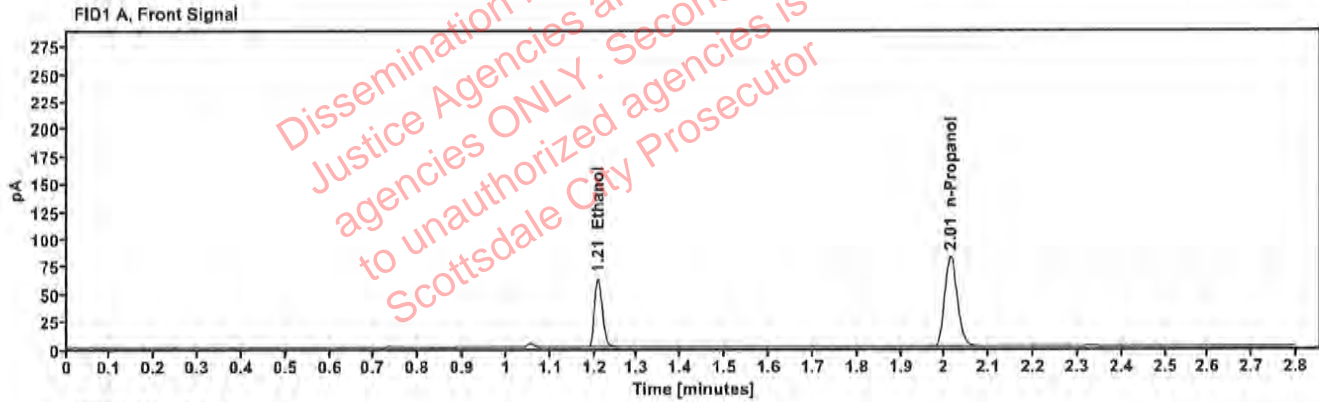


Table 1: FID 1 A (column DB-ALC1)

Compound	Amount (g/100mL)	Time (min)	Peak Area
>Ethanol	0.1373	1.208	79.574
n-Propanol	—	2.013	163.055

Table 2: FID 2 B (column DB-ALC2)

Compound	Time (min)	Peak Area
Acetaldehyde	0.979	4.008
Ethanol	1.355	86.829
n-Propanol	2.432	177.333

Scottsdale Police Department Crime Lab Volatiles Analysis

Sample:	TUBE03	Vial:	30
Description:	[REDACTED]	LIMS ID:	[REDACTED]
Method:	ethanol quant.M	Sequence:	21Sep22
Instrument:	US14173023 CN14160045	Injection date:	9/21/2022 4:35:07 PM
Data file:	C:\Chem32\1\Data\21Sep22\30.D	Analyst:	Canonico

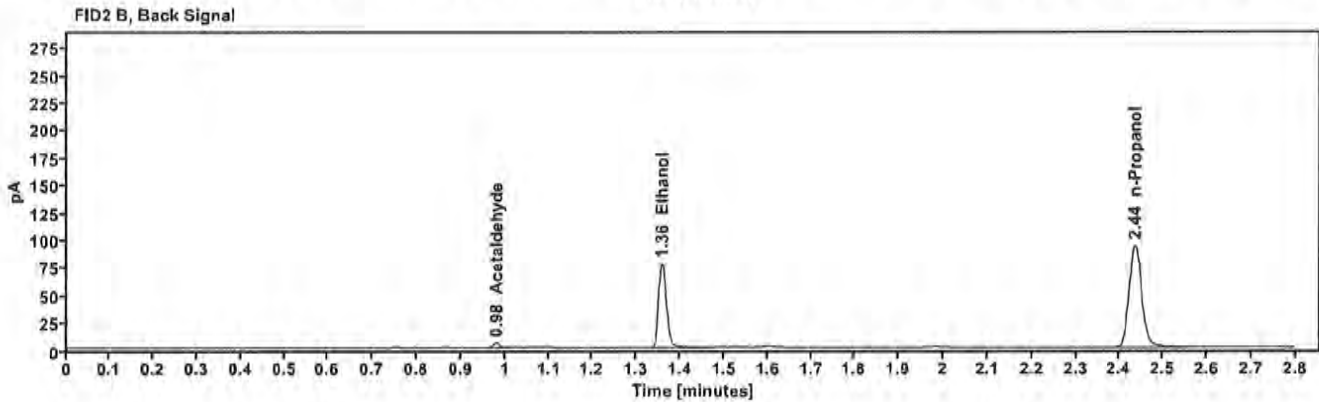
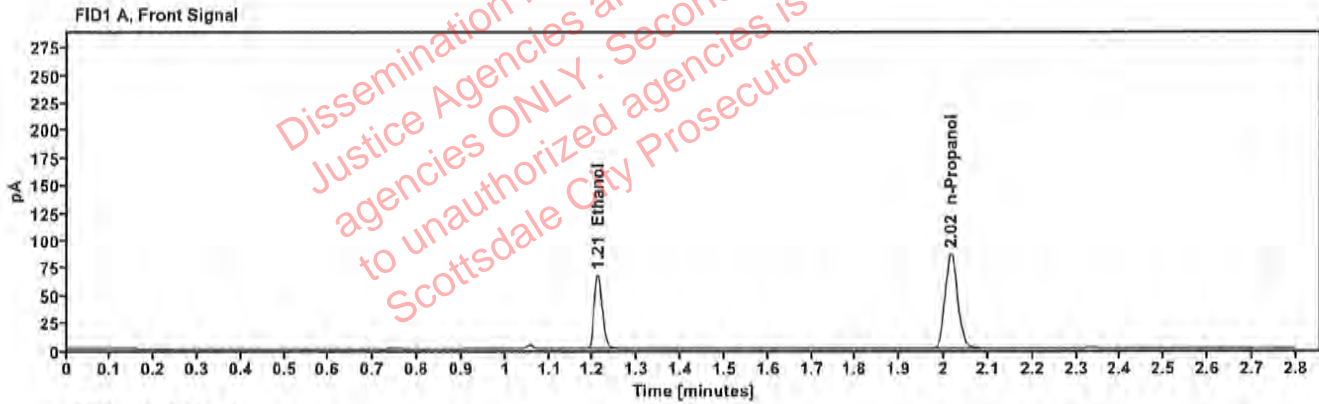


Table 1: FID 1 A (column DB-ALC1)

Compound	Amount (g/100mL)	Time (min)	Peak Area
>Ethanol	0.1410	1.211	85.977
n-Propanol	—	2.016	171.460

Table 2: FID 2 B (column DB-ALC2)

Compound	Time (min)	Peak Area
Acetaldehyde	0.981	3.978
Ethanol	1.358	95.161
n-Propanol	2.435	186.497

Scottsdale Police Department Crime Lab Volatiles Analysis

Sample:	TUBE01	Vial:	32
Description:	[REDACTED]	LIMS ID:	[REDACTED]
Method:	ethanol quant.M	Sequence:	21Sep22
Instrument:	US14173023 CN14160045	Injection date:	9/21/2022 4:43:21 PM
Data file:	C:\Chem32\1\Data\21Sep22\32.D	Analyst:	Canonico

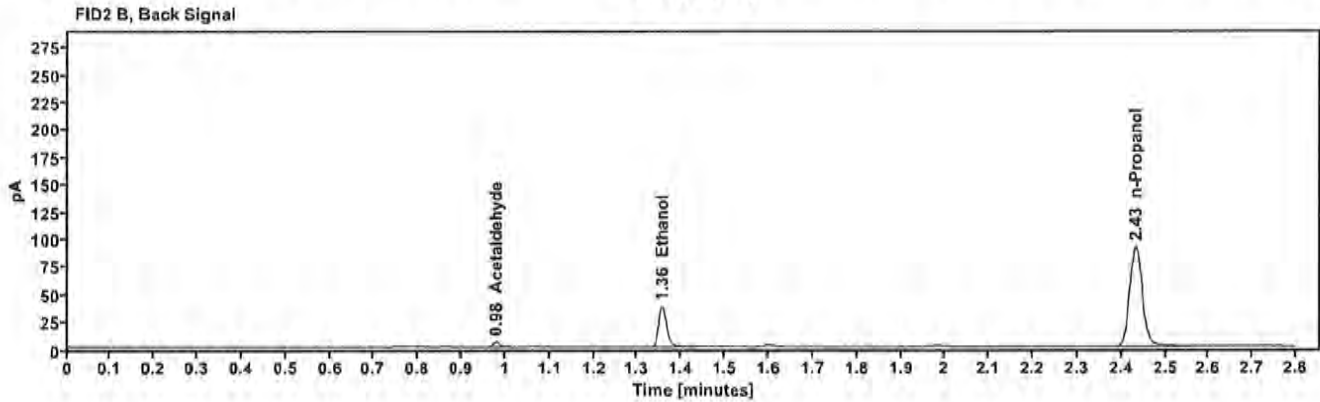
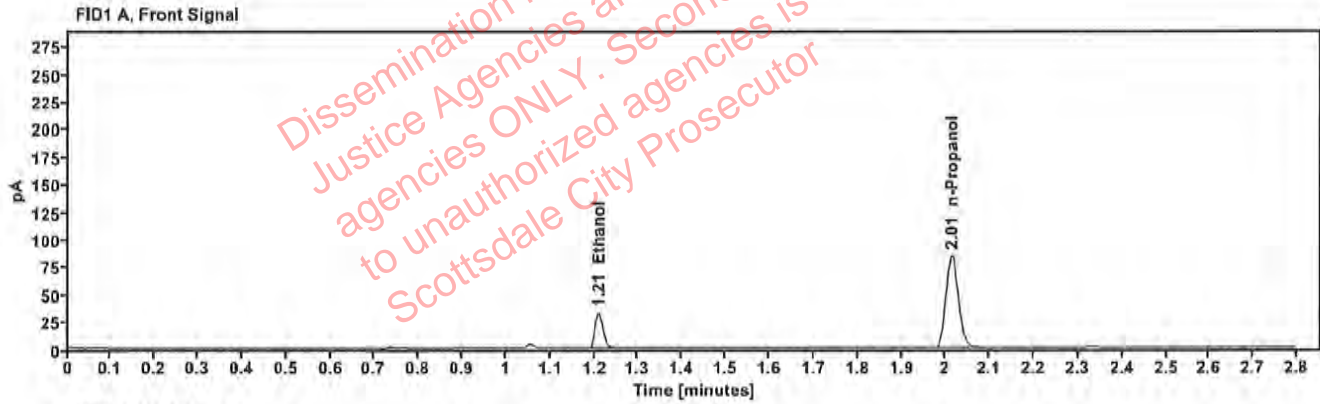


Table 1: FID 1 A (column DB-ALC1)

Compound	Amount (g/100mL)	Time (min)	Peak Area
>Ethanol	0.0697	1.209	41.201
n-Propanol	—	2.014	167.376

Table 2: FID 2 B (column DB-ALC2)

Compound	Time (min)	Peak Area
Acetaldehyde	0.979	4.139
Ethanol	1.355	44.895
n-Propanol	2.433	182.128

Scottsdale Police Department Crime Lab Volatiles Analysis

Sample:	TUBE01	Vial:	33
Description:	[REDACTED]	LIMS ID:	[REDACTED]
Method:	ethanol quant.M	Sequence:	21Sep22
Instrument:	US14173023 CN14160045	Injection date:	9/21/2022 4:47:21 PM
Data file:	C:\Chem32\1\Data\21Sep22\33.D		

Dissemination is restricted to Criminal Justice Agencies and authorized agencies ONLY. Secondary dissemination to unauthorized agencies is PROHIBITED. Scottsdale City Prosecutor

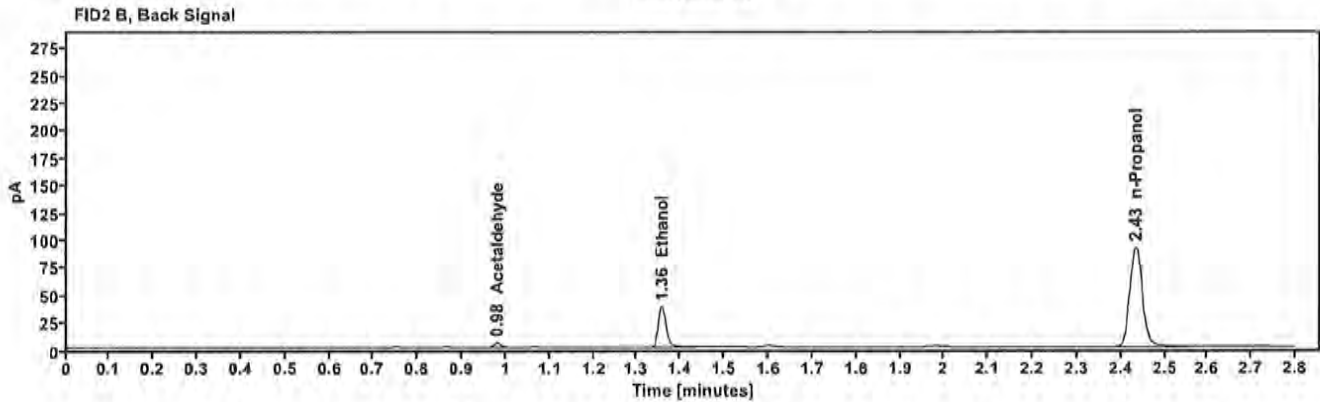
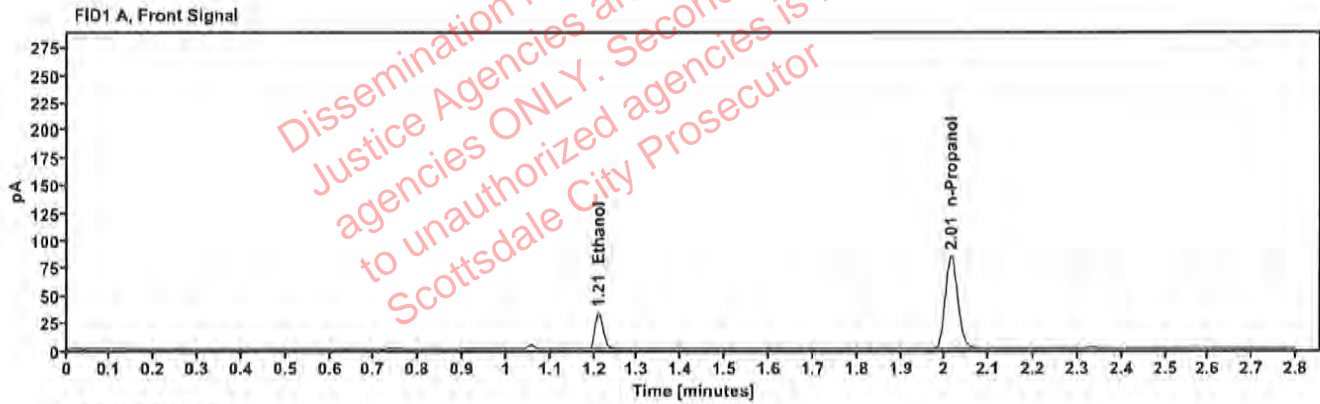


Table 1: FID 1 A (column DB-ALC1)

Compound	Amount (g/100mL)	Time (min)	Peak Area
>Ethanol	0.0702	1.210	41.688
n-Propanol	—	2.015	168.138

Table 2: FID 2 B (column DB-ALC2)

Compound	Time (min)	Peak Area
Acetaldehyde	0.980	4.082
Ethanol	1.357	45.384
n-Propanol	2.434	183.006

Scottsdale Police Department Crime Lab Volatiles Analysis

Sample:	TUBE02	Vial:	34
Description:	[REDACTED]	LIMS ID:	[REDACTED]
Method:	ethanol quant.M	Sequence:	21Sep22
Instrument:	US14173023 CN14160045	Injection date:	9/21/2022 4:51:21 PM
Data file:	C:\Chem32\1\Data\21Sep22\34.D	Analyst:	Canonico

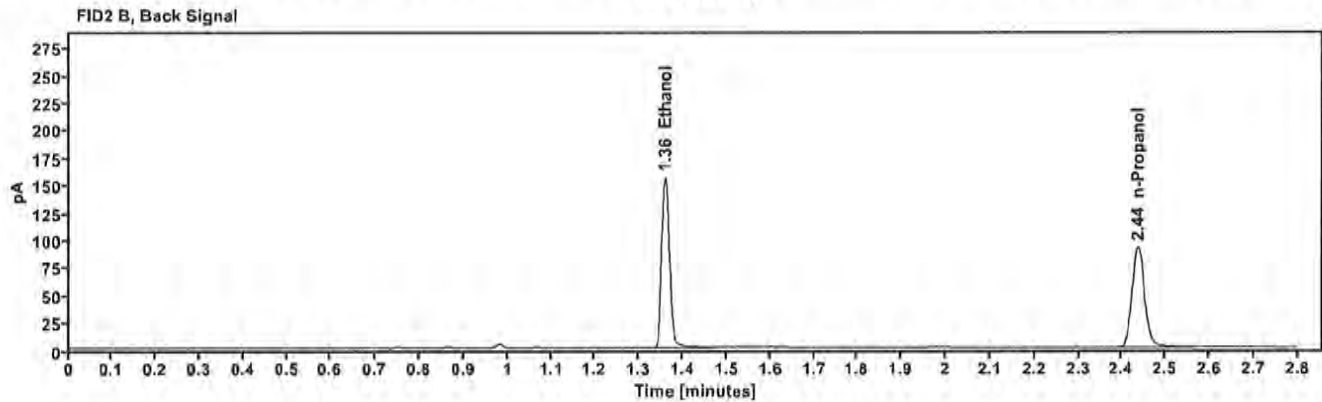
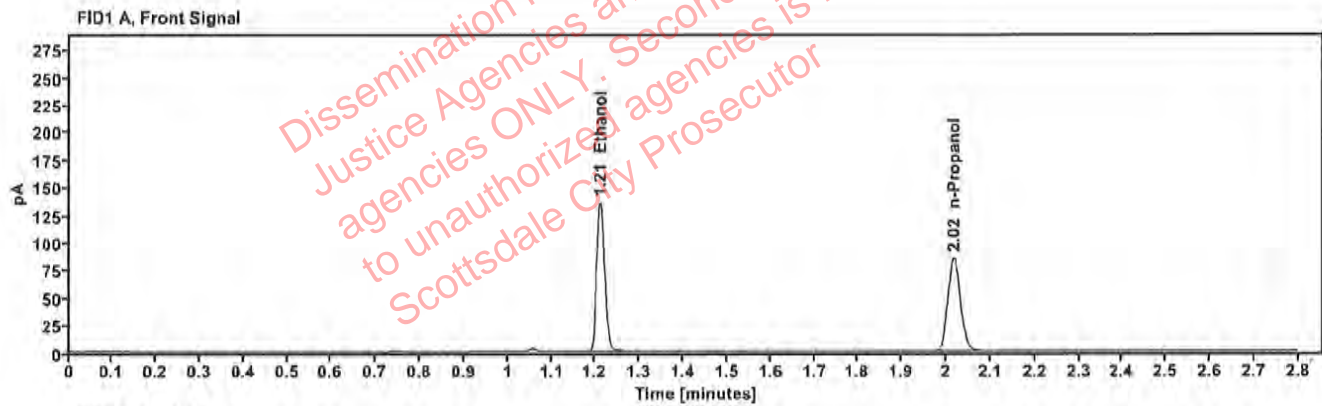


Table 1: FID 1 A (column DB-ALC1)

Compound	Amount (g/100mL)	Time (min)	Peak Area
>Ethanol	0.2870	1.211	173.735
n-Propanol	---	2.017	169.638

Table 2: FID 2 B (column DB-ALC2)

Compound	Time (min)	Peak Area
Ethanol	1.359	190.435
n-Propanol	2.437	184.118

Scottsdale Police Department Crime Lab Volatiles Analysis

Sample: TUBE02	Vial: 35
Description: [REDACTED]	LIMS ID: [REDACTED]
Method: ethanol quant.M	Sequence: 21Sep22
Instrument: US14173023 CN14160045	Injection date: 9/21/2022 4:55:22 PM
Data file: C:\Chem32\1\Data\21Sep22\35.D	Analyst: Canonico

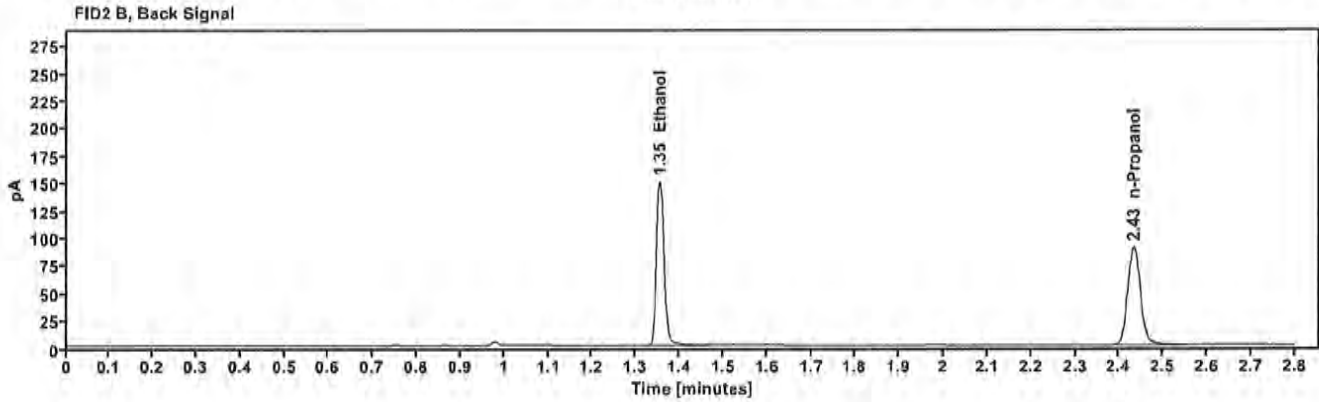
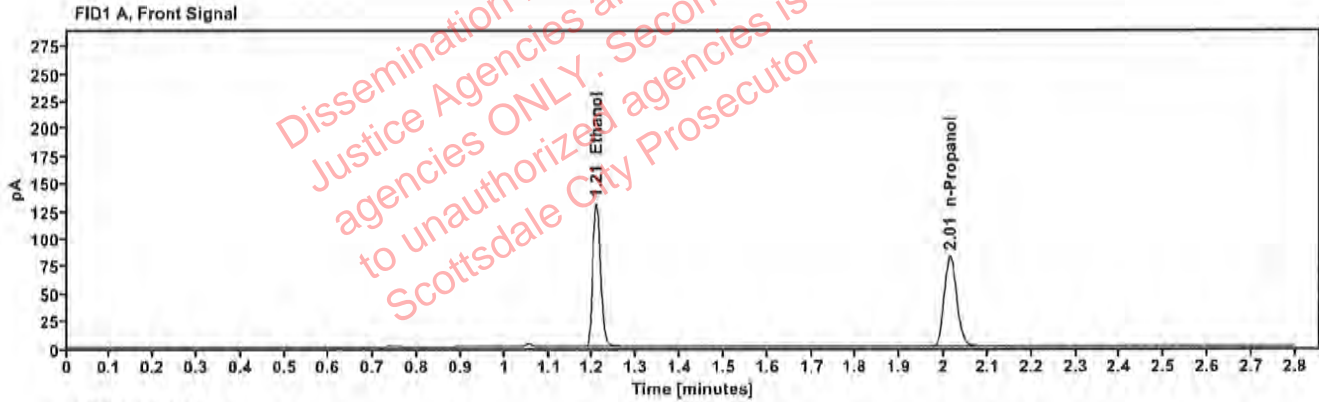


Table 1: FID 1 A (column DB-ALC1)

Compound	Amount (g/100mL)	Time (min)	Peak Area
>Ethanol	0.2812	1.208	165.119
n-Propanol	—	2.014	164.589

Table 2: FID 2 B (column DB-ALC2)

Compound	Time (min)	Peak Area
Ethanol	1.355	181.139
n-Propanol	2.432	178.508

Scottsdale Police Department Crime Lab Volatiles Analysis

Sample: TUBE04	Vial: 36
Description: ██████████	LIMS ID: ██████████
Method: ethanol quant.M	Sequence: 21Sep22
Instrument: US14173023 CN14160045	Injection date: 9/21/2022 4:59:21 PM
Data file: C:\Chem32\1\Data\21Sep22\36.D	Analyst: Canonico

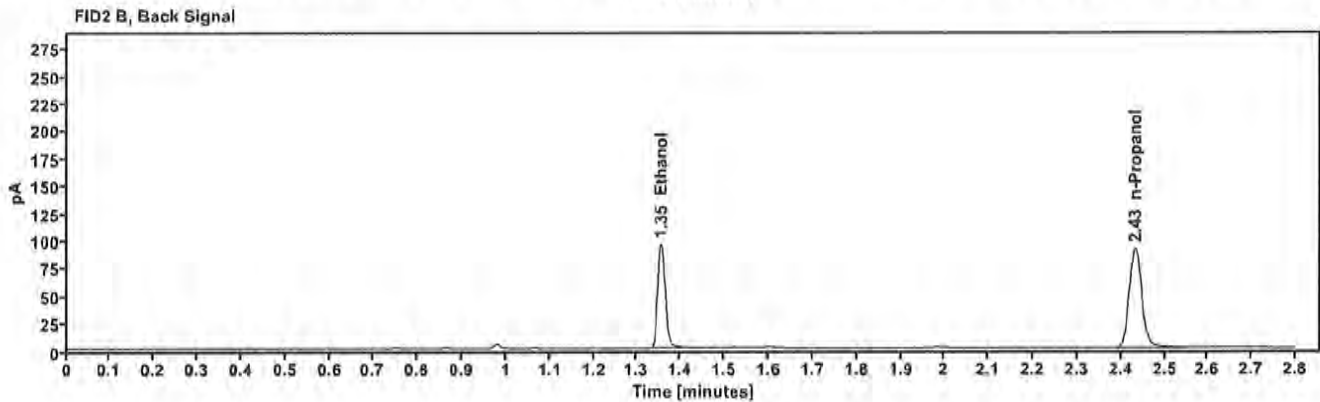
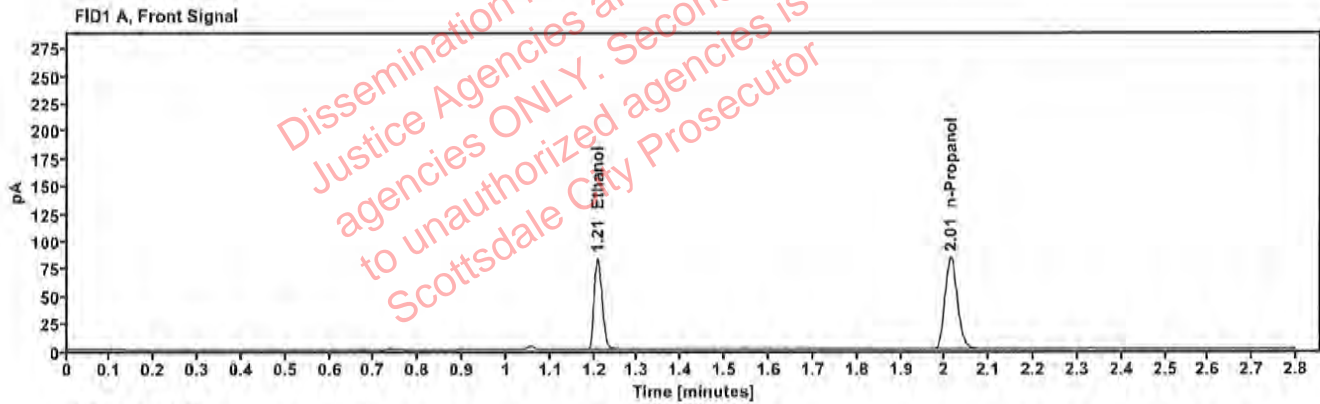


Table 1: FID 1 A (column DB-ALC1)

Compound	Amount (g/100mL)	Time (min)	Peak Area
>Ethanol	0.1771	1.208	105.415
n-Propanol	—	2.014	167.113

Table 2: FID 2 B (column DB-ALC2)

Compound	Time (min)	Peak Area
Ethanol	1.355	115.228
n-Propanol	2.432	181.694

Scottsdale Police Department Crime Lab Volatiles Analysis

Sample:	TUBE04	Vial:	37
Description:	[REDACTED]	LIMS ID:	[REDACTED]
Method:	ethanol quant.M	Sequence:	21Sep22
Instrument:	US14173023 CN14160045	Injection date:	9/21/2022 5:03:36 PM
Data file:	C:\Chem32\1\Data\21Sep22\37.D	Analyst:	Canonico

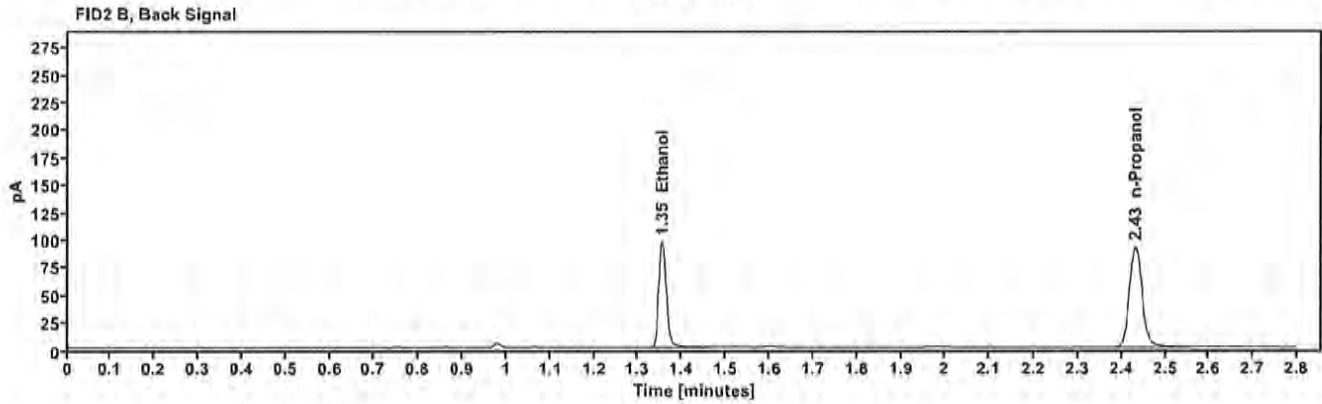
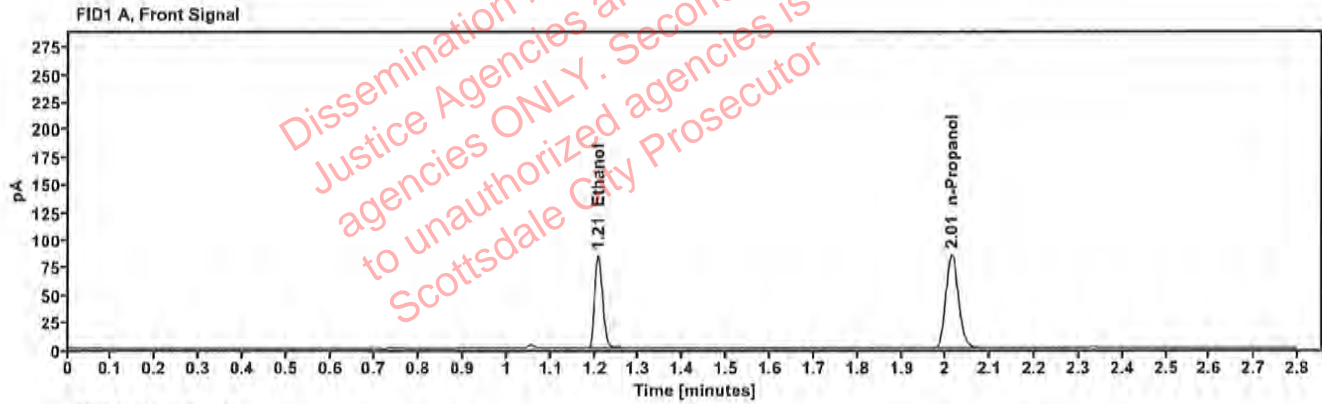


Table 1: FID 1 A (column DB-ALC1)

Compound	Amount (g/100mL)	Time (min)	Peak Area
>Ethanol	0.1773	1.208	107.044
n-Propanol	---	2.013	169.558

Table 2: FID 2 B (column DB-ALC2)

Compound	Time (min)	Peak Area
Ethanol	1.354	118.395
n-Propanol	2.432	184.620

Scottsdale Police Department Crime Lab Volatiles Analysis

Sample:	1437044	Vial:	38
Description:	[REDACTED]	LIMS ID:	[REDACTED]
Method:	ethanol quant.M	Sequence:	21Sep22
Instrument:	US14173023 CN14160045	Injection date:	9/21/2022 5:07:37 PM
Data file:	C:\Chem32\1\Data\21Sep22\38.D	Analyst:	Canonico

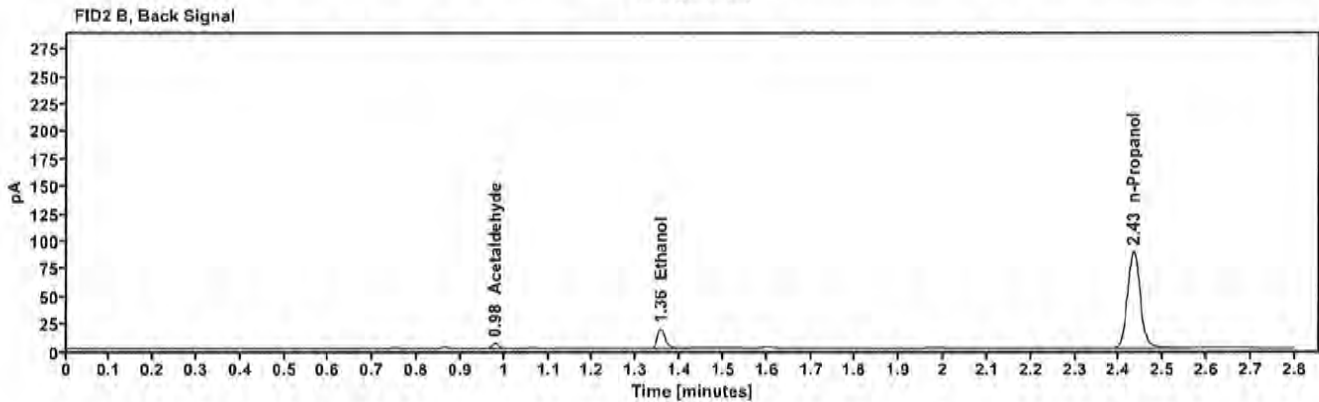
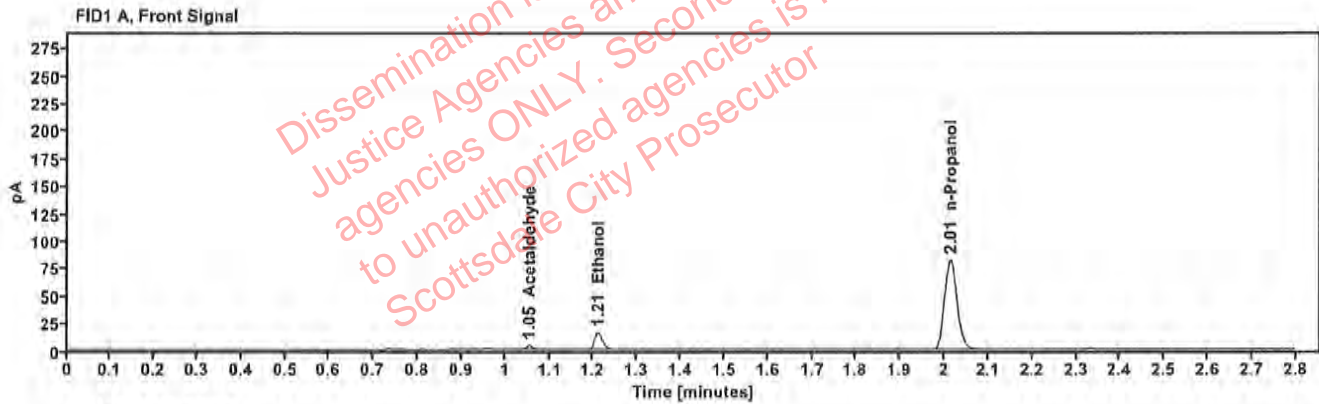


Table 1: FID 1 A (column DB-ALC1)

Compound	Amount (g/100mL)	Time (min)	Peak Area
Acetaldehyde	—	1.054	3.921
>Ethanol	0.0351	1.210	19.938
n-Propanol	—	2.014	162.819

Table 2: FID 2 B (column DB-ALC2)

Compound	Time (min)	Peak Area
Acetaldehyde	0.979	4.402
Ethanol	1.356	22.190
n-Propanol	2.432	177.317

Scottsdale Police Department Crime Lab Volatiles Analysis

Sample:	1437044	Vial:	39
Description:	██████████	LIMS ID:	██████████
Method:	ethanol quant.M	Sequence:	21Sep22
Instrument:	US14173023 CN14160045	Injection date:	9/21/2022 5:11:36 PM
Data file:	C:\Chem32\1\Data\21Sep22\39.D	Analyst:	Canonico

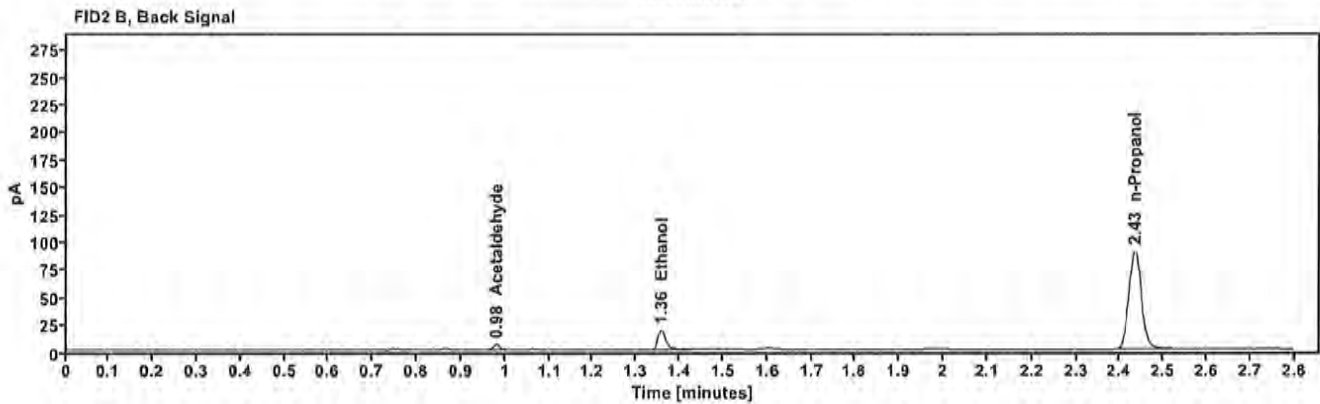
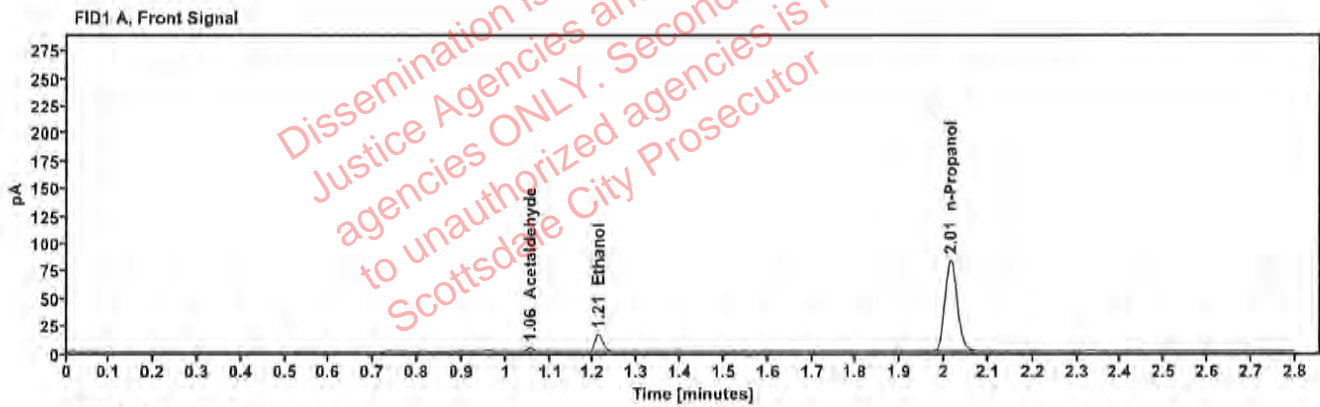


Table 1: FID 1 A (column DB-ALC1)

Compound	Amount (g/100mL)	Time (min)	Peak Area
Acetaldehyde	---	1.055	3.937
>Ethanol	0.0349	1.211	20.176
n-Propanol	---	2.015	165.773

Table 2: FID 2 B (column DB-ALC2)

Compound	Time (min)	Peak Area
Acetaldehyde	0.980	4.439
Ethanol	1.358	22.569
n-Propanol	2.434	180.324

Scottsdale Police Department Crime Lab Volatiles Analysis

Sample:	1437139	Vial:	40
Description:	[REDACTED]	LIMS ID:	[REDACTED]
Method:	ethanol quant.M	Sequence:	21Sep22
Instrument:	US14173023 CN14160045	Injection date:	9/21/2022 5:15:36 PM
Data file:	C:\Chem32\1\Data\21Sep22\40.D	Analyst:	Canonico

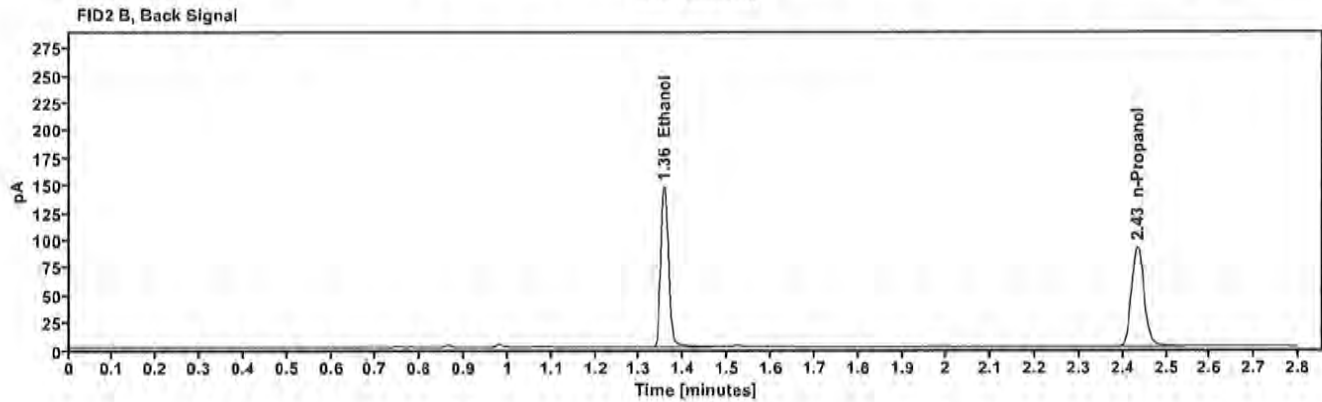
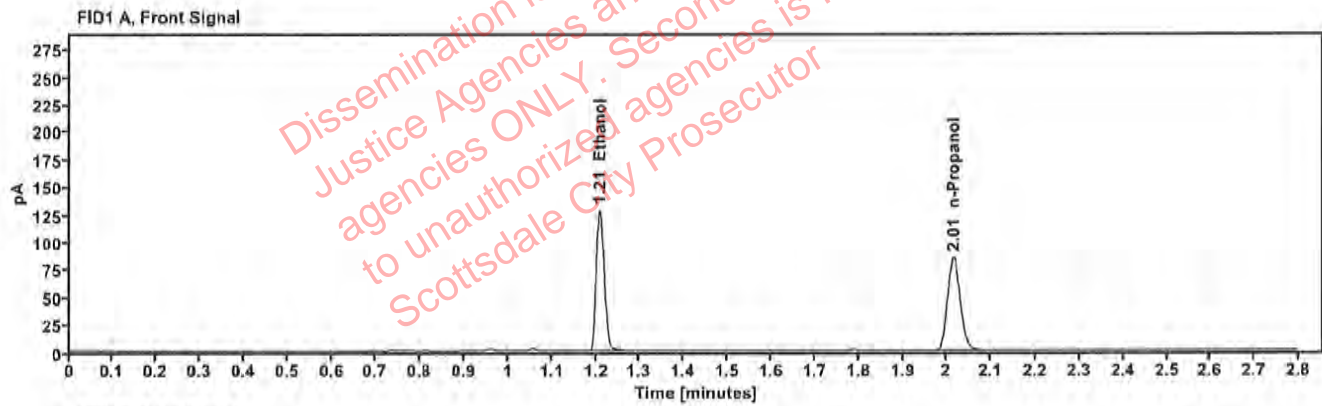


Table 1: FID 1 A (column DB-ALC1)

Compound	Amount (g/100mL)	Time (min)	Peak Area
>Ethanol	0.2696	1.209	162.573
n-Propanol	—	2.015	169.038

Table 2: FID 2 B (column DB-ALC2)

Compound	Time (min)	Peak Area
Ethanol	1.356	178.357
n-Propanol	2.434	182.504

Scottsdale Police Department Crime Lab Volatiles Analysis

Sample:	1437139	Vial:	41
Description:	[REDACTED]	LIMS ID:	[REDACTED]
Method:	ethanol quant.M	Sequence:	21Sep22
Instrument:	US14173023 CN14160045	Injection date:	9/21/2022 5:19:37 PM
Data file:	C:\Chem32\1\Data\21Sep22\41.D	Analyst:	Canonico

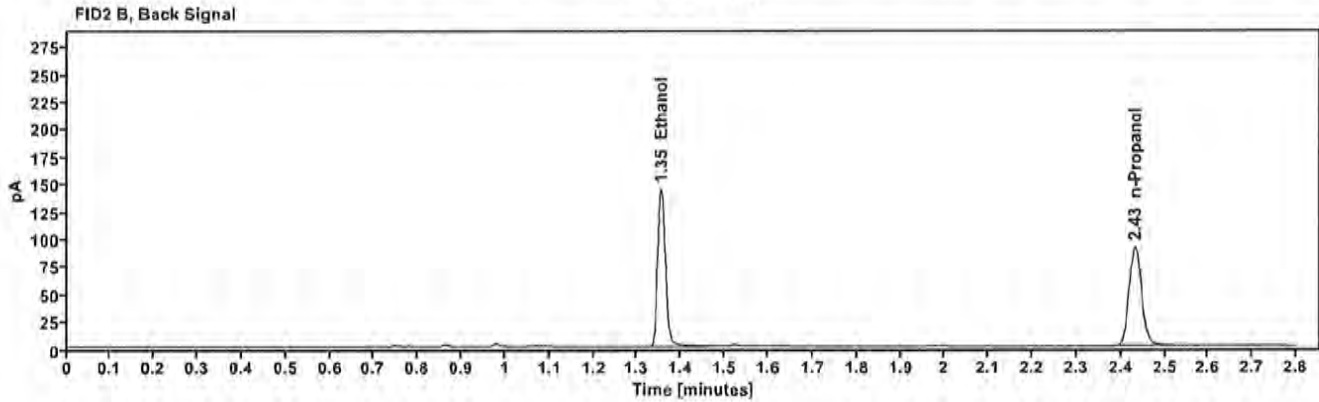
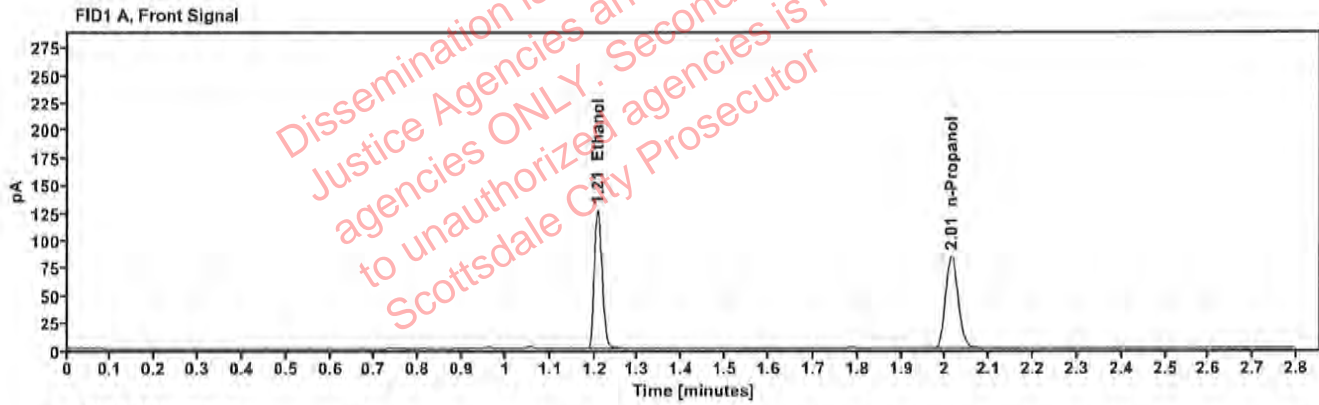


Table 1: FID 1 A (column DB-ALC1)

Compound	Amount (g/100mL)	Time (min)	Peak Area
>Ethanol	0.2667	1.208	159.352
n-Propanol	—	2.014	167.463

Table 2: FID 2 B (column DB-ALC2)

Compound	Time (min)	Peak Area
Ethanol	1.354	174.942
n-Propanol	2.432	180.789

Scottsdale Police Department Crime Lab Volatiles Analysis

Sample:	1436673	Vial:	43
Description:	[REDACTED]	LIMS ID:	[REDACTED]
Method:	ethanol quant.M	Sequence:	21Sep22
Instrument:	US14173023 CN14160045	Injection date:	9/21/2022 5:27:52 PM
Data file:	C:\Chem32\1\Data\21Sep22\43.D	Analyst:	Canonico

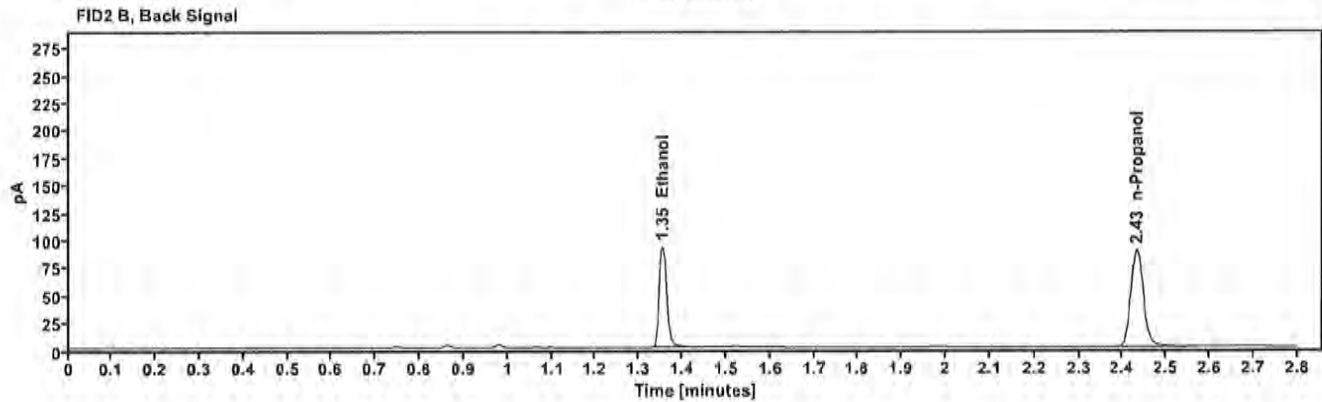
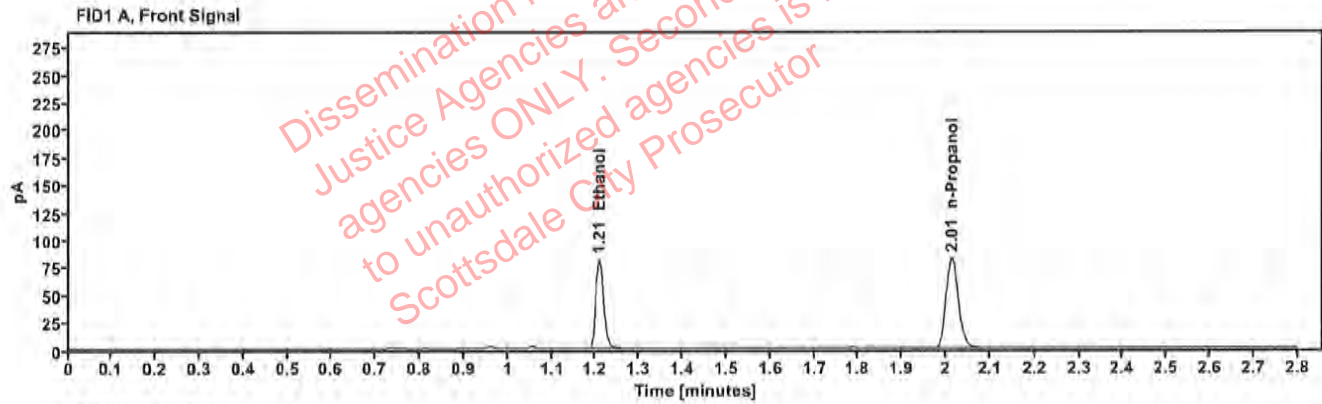


Table 1: FID 1 A (column DB-ALC1)

Compound	Amount (g/100mL)	Time (min)	Peak Area
>Ethanol	0.1758	1.208	102.319
n-Propanol	—	2.013	163.490

Table 2: FID 2 B (column DB-ALC2)

Compound	Time (min)	Peak Area
Ethanol	1.354	111.675
n-Propanol	2.432	177.061

Scottsdale Police Department Crime Lab Volatiles Analysis

Sample: 1436673	Vial: 44
Description: [REDACTED]	LIMS ID: [REDACTED]
Method: ethanol quant.M	Sequence: 21Sep22
Instrument: US14173023 CN14160045	Injection date: 9/21/2022 5:31:51 PM
Data file: C:\Chem32\1\Data\21Sep22\44.D	Analyst: Canonico

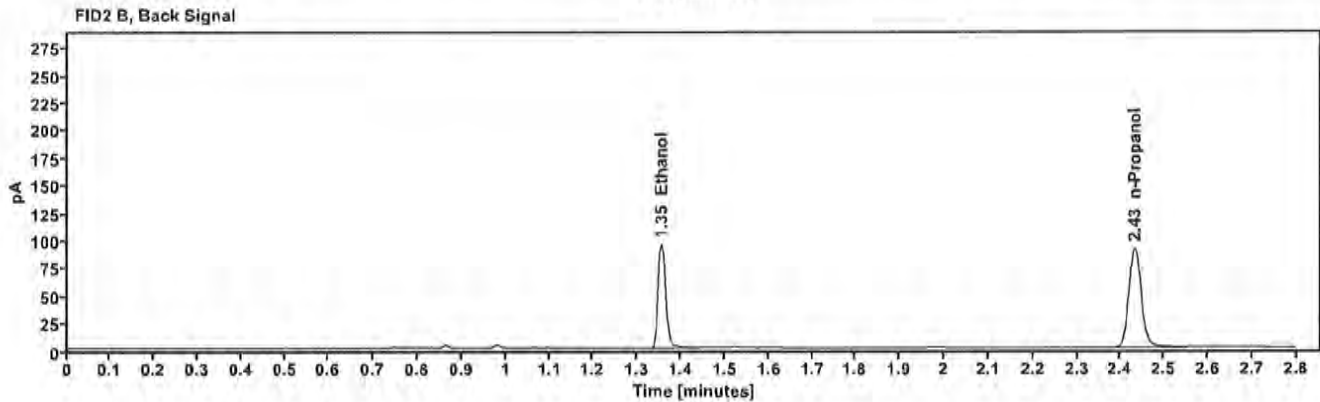
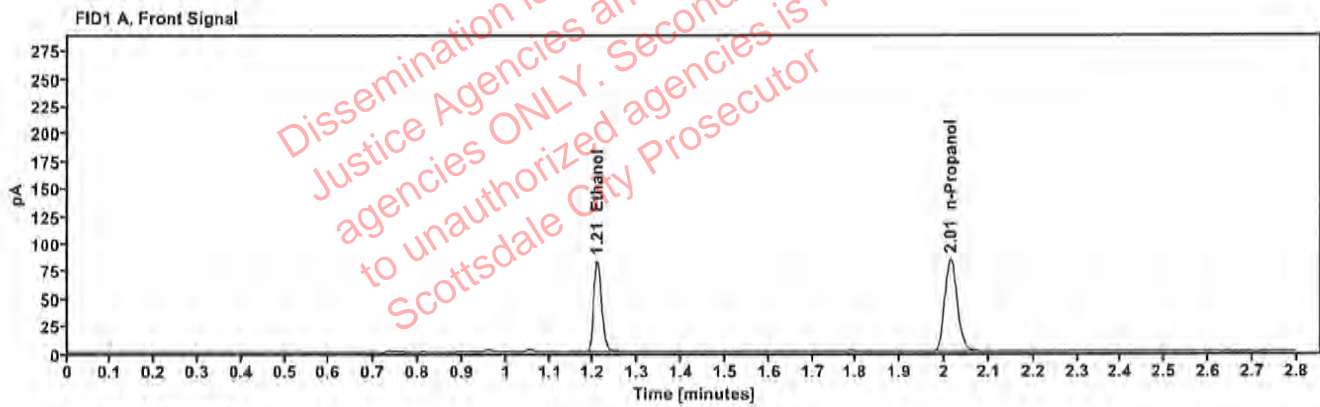


Table 1: FID 1 A (column DB-ALC1)

Compound	Amount (g/100mL)	Time (min)	Peak Area
>Ethanol	0.1761	1.208	105.087
n-Propanol	---	2.014	167.607

Table 2: FID 2 B (column DB-ALC2)

Compound	Time (min)	Peak Area
Ethanol	1.355	114.704
n-Propanol	2.432	181.358

Scottsdale Police Department Crime Lab Volatiles Analysis

Sample:	1436691	Vial:	45
Description:	[REDACTED]	LIMS ID:	[REDACTED]
Method:	ethanol quant.M	Sequence:	21Sep22
Instrument:	US14173023 CN14160045	Injection date:	9/21/2022 5:35:51 PM
Data file:	C:\Chem32\1\Data\21Sep22\45.D	Analyst:	Canonico

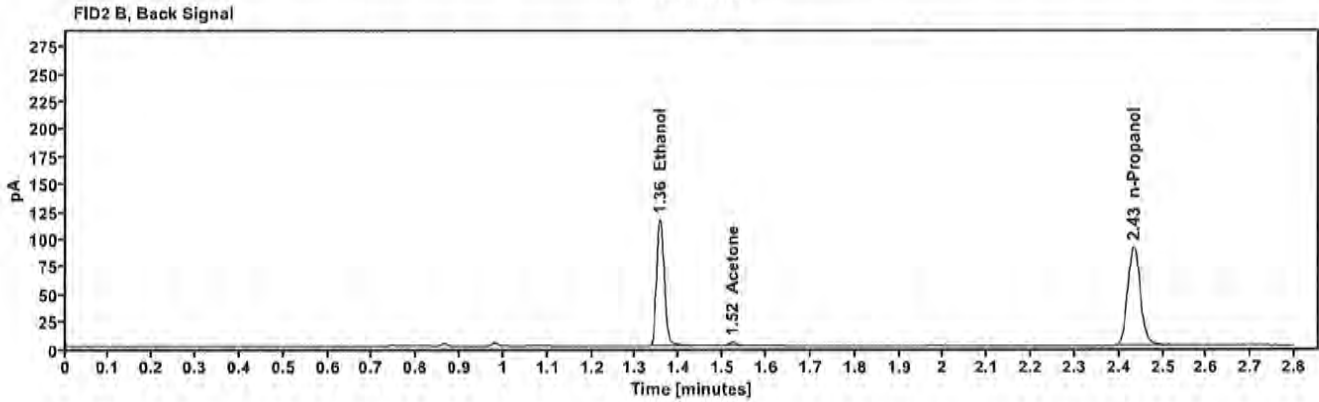
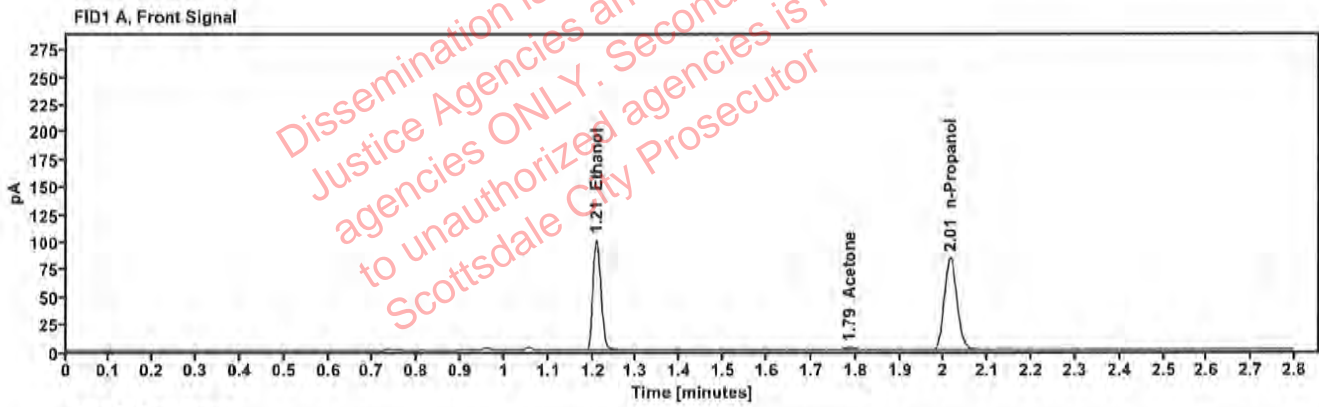


Table 1: FID 1 A (column DB-ALC1)

Compound	Amount (g/100mL)	Time (min)	Peak Area
>Ethanol	0.2146	1.209	128.135
Acetone	-----	1.786	3.832
n-Propanol	-----	2.014	167.507

Table 2: FID 2 B (column DB-ALC2)

Compound	Time (min)	Peak Area
Ethanol	1.355	140.492
Acetone	1.522	4.042
n-Propanol	2.433	180.730

Scottsdale Police Department Crime Lab Volatiles Analysis

Sample:	1436691	Vial:	46
Description:	[REDACTED]	LIMS ID:	[REDACTED]
Method:	ethanol quant.M	Sequence:	21Sep22
Instrument:	US14173023 CN14160045	Injection date:	9/21/2022 5:39:51 PM
Data file:	C:\Chem32\1\Data\21Sep22\46.D	Analyst:	Canonico

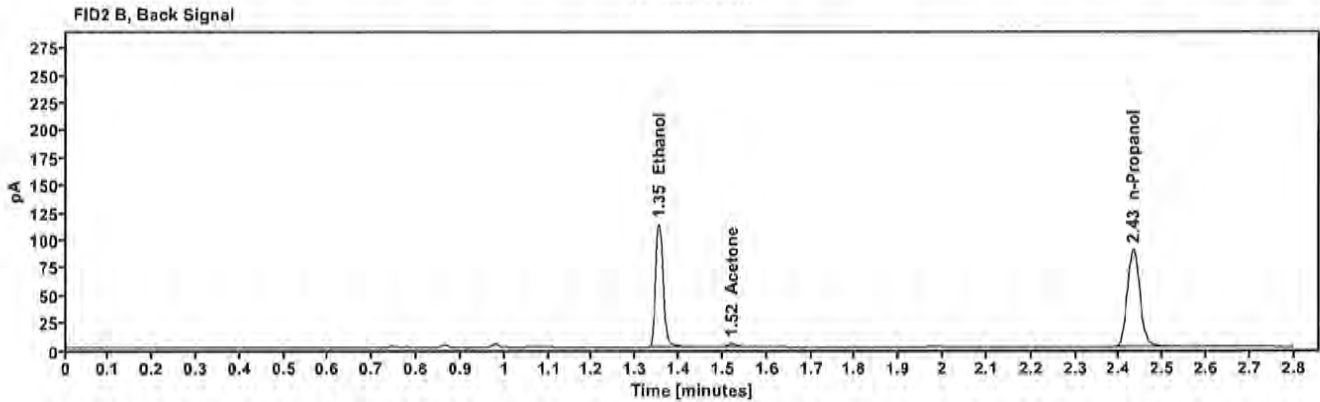
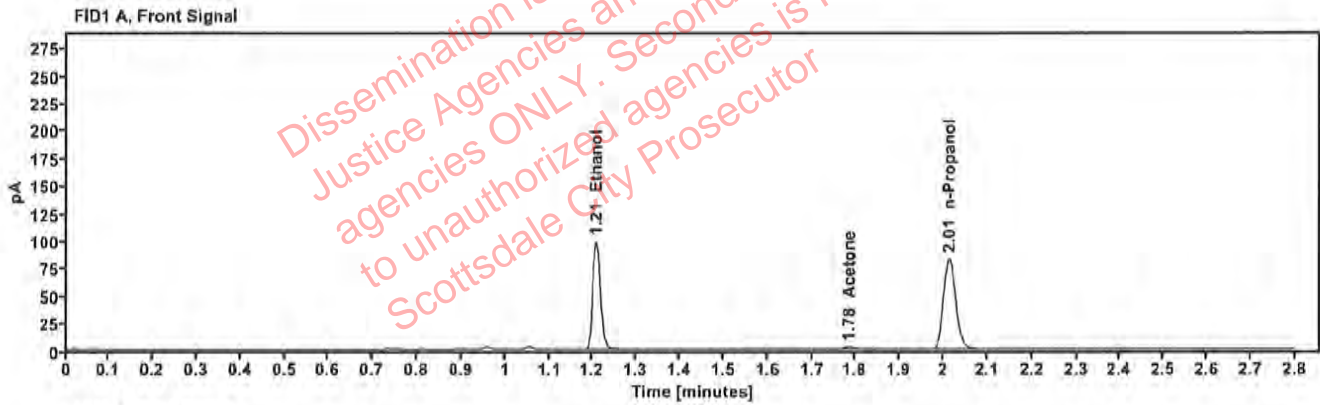


Table 1: FID 1 A (column DB-ALC1)

Compound	Amount (g/100mL)	Time (min)	Peak Area
>Ethanol	0.2120	1.208	124.774
Acetone	-----	1.785	3.848
n-Propanol	-----	2.013	165.159

Table 2: FID 2 B (column DB-ALC2)

Compound	Time (min)	Peak Area
Ethanol	1.354	136.827
Acetone	1.520	4.043
n-Propanol	2.432	178.203

Scottsdale Police Department Crime Lab Volatiles Analysis

Sample:	1437151	Vial:	47
Description:	[REDACTED]	LIMS ID:	[REDACTED]
Method:	ethanol quant.M	Sequence:	21Sep22
Instrument:	US14173023 CN14160045	Injection date:	9/21/2022 5:43:51 PM
Data file:	C:\Chem32\1\Data\21Sep22\47.D	Analyst:	Canonico

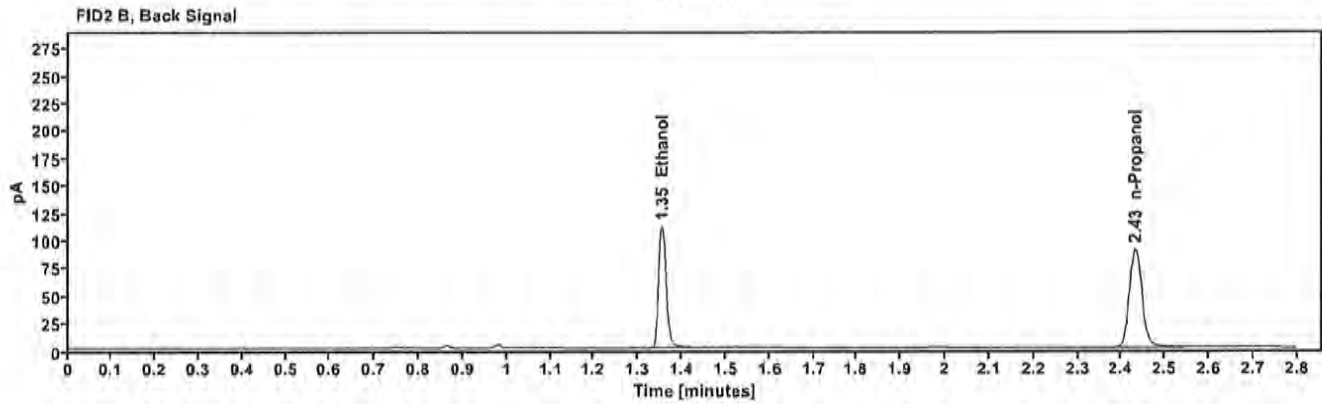
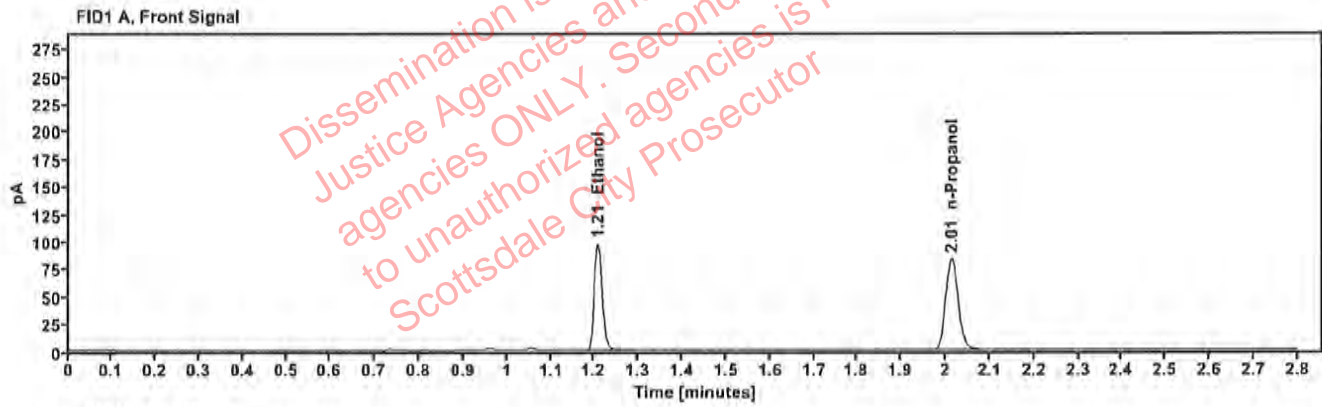


Table 1: FID 1 A (column DB-ALC1)

Compound	Amount (g/100mL)	Time (min)	Peak Area
>Ethanol	0.2076	1.208	122.925
n-Propanol	---	2.013	166.143

Table 2: FID 2 B (column DB-ALC2)

Compound	Time (min)	Peak Area
Ethanol	1.354	134.013
n-Propanol	2.432	179.564

Scottsdale Police Department Crime Lab Volatiles Analysis

Sample:	1437151	Vial:	48
Description:	[REDACTED]	LIMS ID:	[REDACTED]
Method:	ethanol quant.M	Sequence:	21Sep22
Instrument:	US14173023 CN14160045	Injection date:	9/21/2022 5:47:51 PM
Data file:	C:\Chem32\1\Data\21Sep22\48.D	Analyst:	Canonico

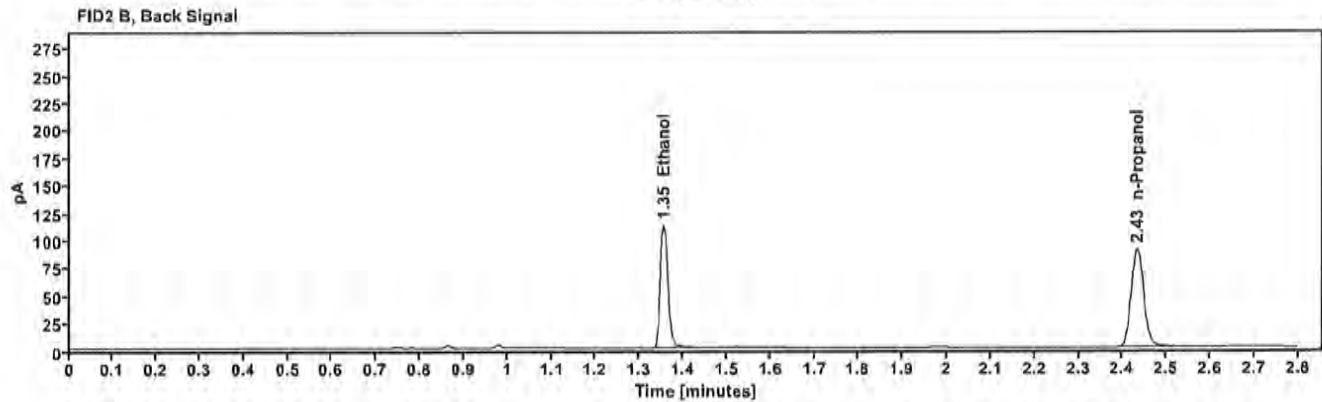
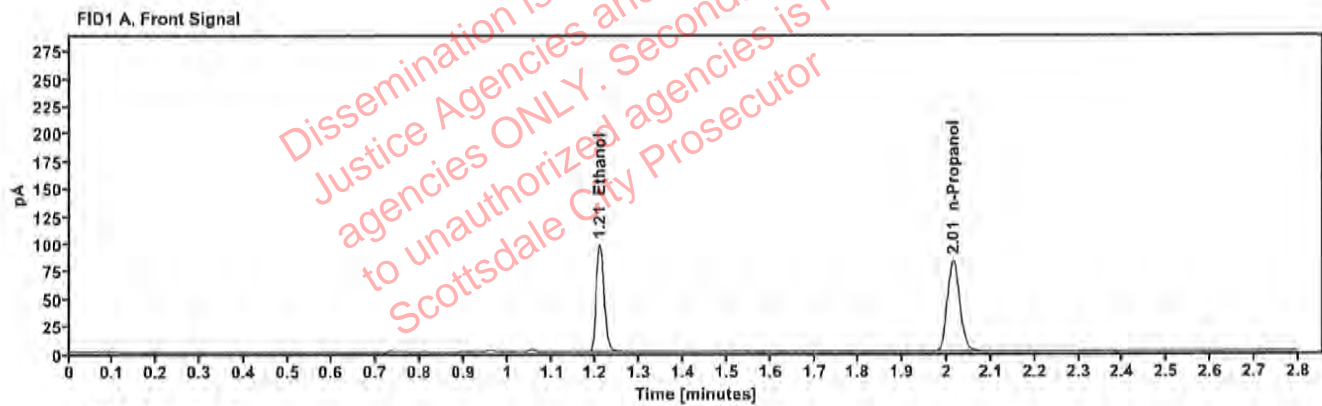


Table 1: FID 1 A (column DB-ALC1)

Compound	Amount (g/100mL)	Time (min)	Peak Area
>Ethanol	0.2101	1.208	123.697
n-Propanol	-----	2.014	165.168

Table 2: FID 2 B (column DB-ALC2)

Compound	Time (min)	Peak Area
Ethanol	1.355	135.532
n-Propanol	2.433	178.500

Scottsdale Police Department Crime Lab Volatiles Analysis

Sample:	1437230	Vial:	49
Description:	[REDACTED]	LIMS ID:	[REDACTED]
Method:	ethanol quant.M	Sequence:	21Sep22
Instrument:	US14173023 CN14160045	Injection date:	9/21/2022 5:52:07 PM
Data file:	C:\Chem32\1\Data\21Sep22\49.D	Analyst:	Canonico

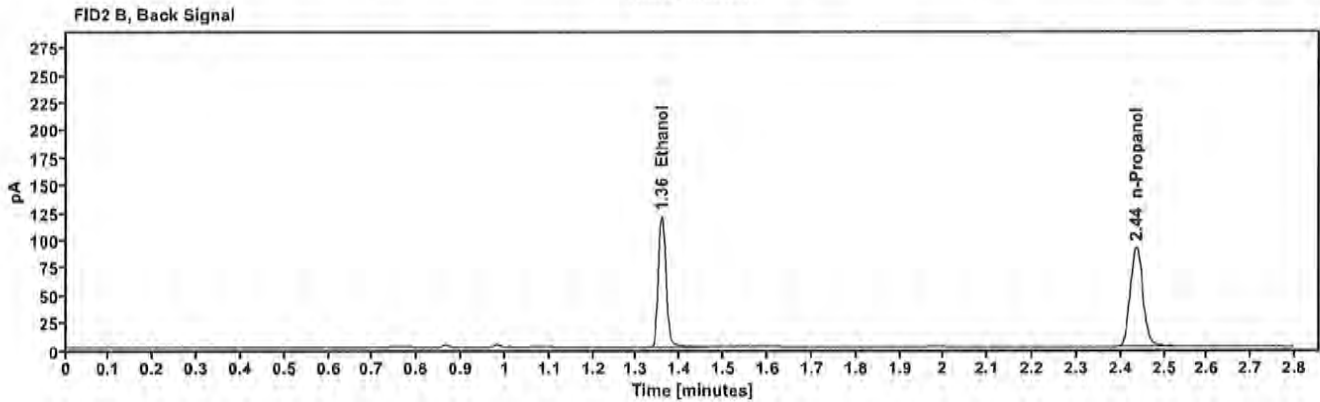
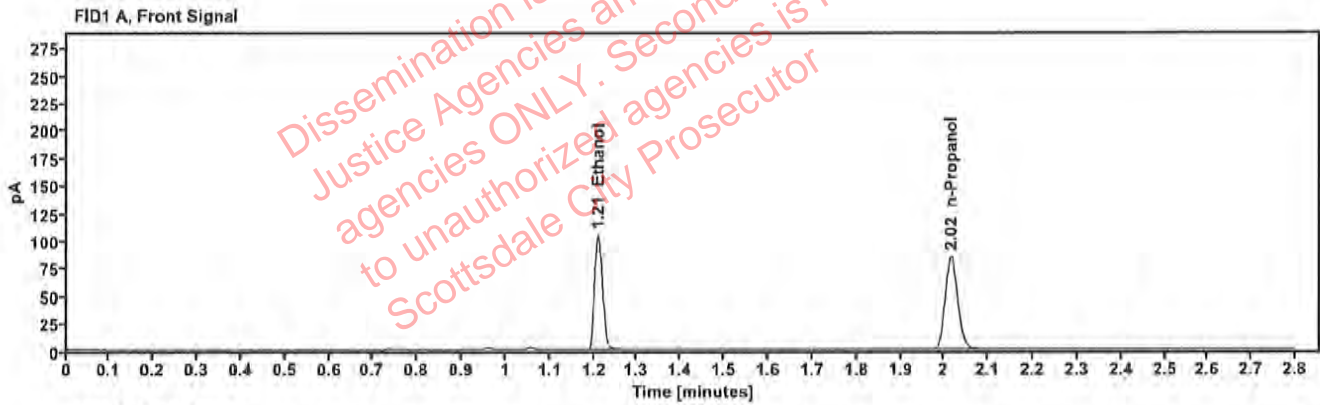


Table 1: FID 1 A (column DB-ALC1)

Compound	Amount (g/100mL)	Time (min)	Peak Area
>Ethanol	0.2217	1.210	133.248
n-Propanol	-----	2.016	168.630

Table 2: FID 2 B (column DB-ALC2)

Compound	Time (min)	Peak Area
Ethanol	1.358	145.950
n-Propanol	2.435	181.976

Scottsdale Police Department Crime Lab Volatiles Analysis

Sample:	1437230	Vial:	50
Description:	[REDACTED]	LIMS ID:	[REDACTED]
Method:	ethanol quant.M	Sequence:	21Sep22
Instrument:	US14173023 CN14160045	Injection date:	9/21/2022 5:56:07 PM
Data file:	C:\Chem32\1\Data\21Sep22\50.D	Analyst:	Canonico

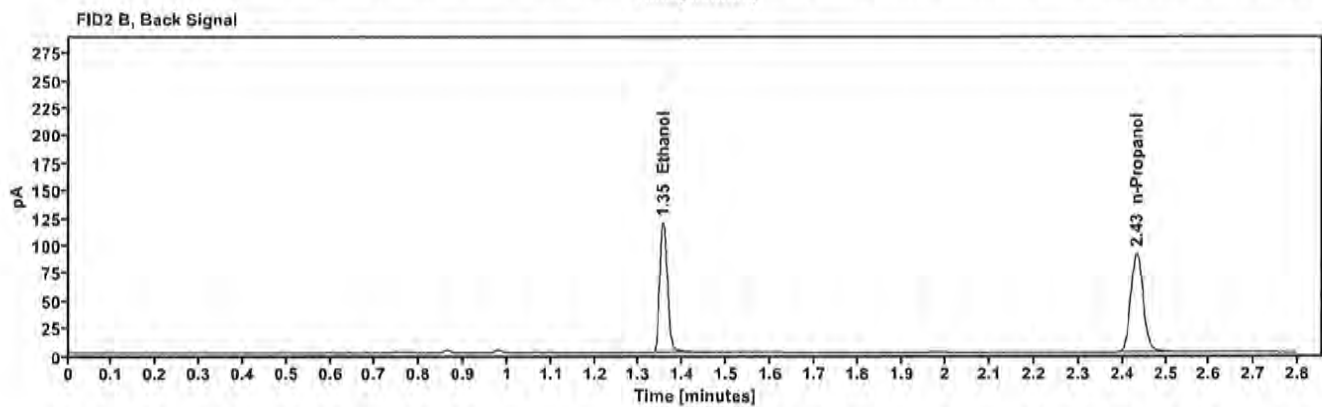
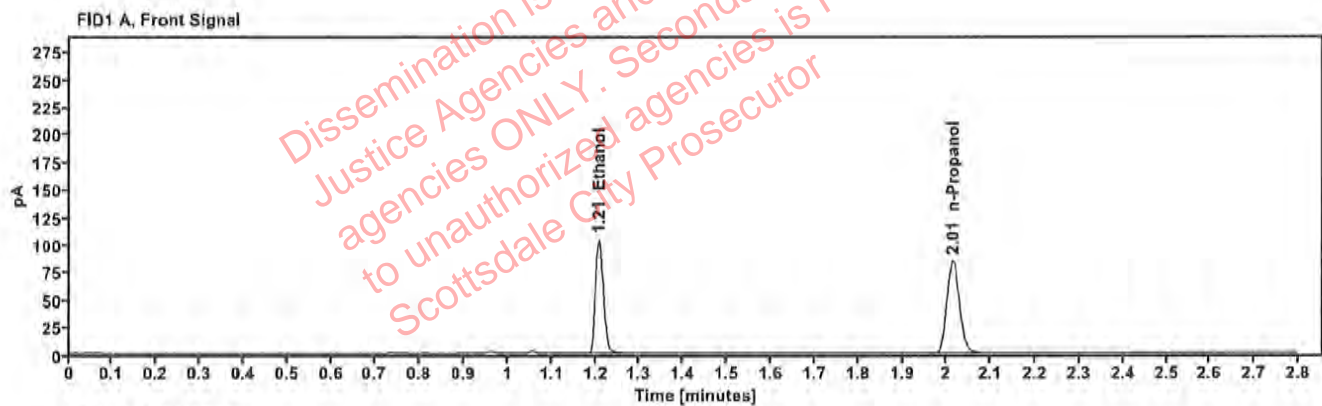


Table 1: FID 1 A (column DB-ALC1)

Compound	Amount (g/100mL)	Time (min)	Peak Area
>Ethanol	0.2192	1.208	131.192
n-Propanol	—	2.014	167.872

Table 2: FID 2 B (column DB-ALC2)

Compound	Time (min)	Peak Area
Ethanol	1.354	143.706
n-Propanol	2.432	181.401

Scottsdale Police Department Crime Lab Volatiles Analysis

Sample:	1436849	Vial:	51
Description:	[REDACTED]	LIMS ID:	[REDACTED]
Method:	ethanol quant.M	Sequence:	21Sep22
Instrument:	US14173023 CN14160045	Injection date:	9/21/2022 6:00:07 PM
Data file:	C:\Chem32\1\Data\21Sep22\51.D	Analyst:	Canonico

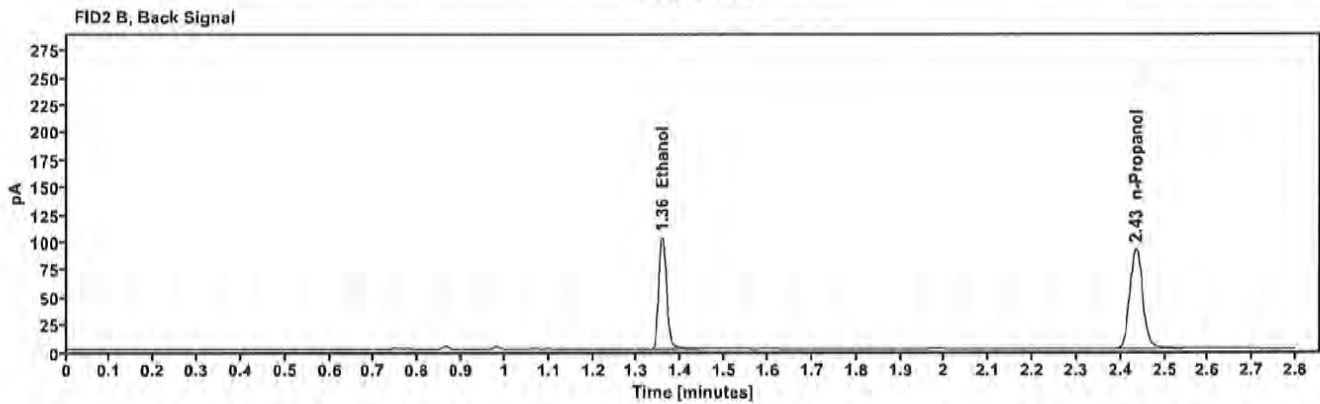
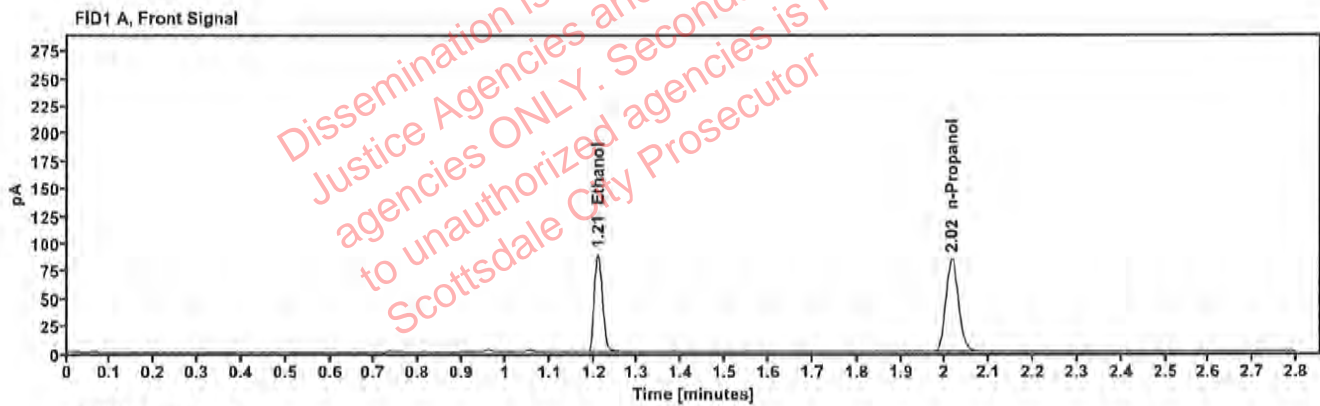


Table 1: FID 1 A (column DB-ALC1)

Compound	Amount (g/100mL)	Time (min)	Peak Area
>Ethanol	0.1892	1.210	113.830
n-Propanol	---	2.015	168.876

Table 2: FID 2 B (column DB-ALC2)

Compound	Time (min)	Peak Area
Ethanol	1.357	124.362
n-Propanol	2.434	182.098

Scottsdale Police Department Crime Lab Volatiles Analysis

Sample:	1436849	Vial:	52
Description:	[REDACTED]	LIMS ID:	[REDACTED]
Method:	ethanol quant.M	Sequence:	21Sep22
Instrument:	US14173023 CN14160045	Injection date:	9/21/2022 6:04:07 PM
Data file:	C:\Chem32\1\Data\21Sep22\52.D	Analyst:	Canonico

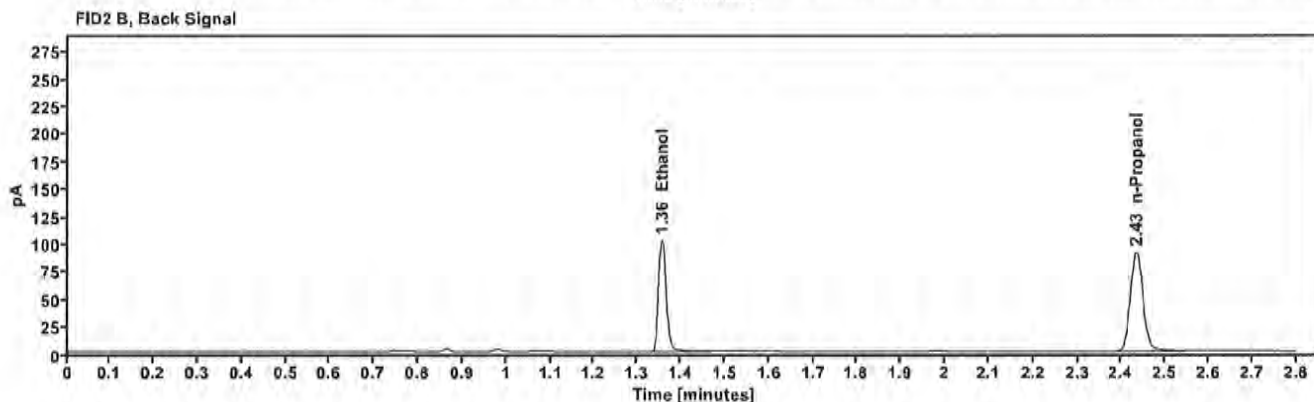
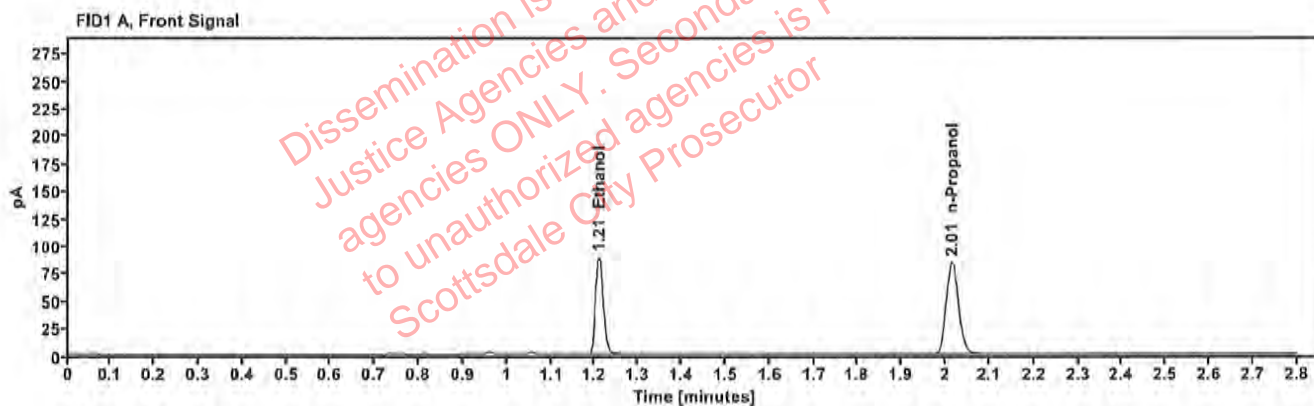


Table 1: FID 1 A (column DB-ALC1)

Compound	Amount (g/100mL)	Time (min)	Peak Area
>Ethanol	0.1891	1.209	112.754
n-Propanol	---	2.015	167.430

Table 2: FID 2 B (column DB-ALC2)

Compound	Time (min)	Peak Area
Ethanol	1.356	123.595
n-Propanol	2.434	180.427