

SCOTTSDALE POLICE DEPARTMENT CRIME LABORATORY BLOOD ALCOHOL FACE SHEET

ANALYSIS DATE 5/2/23 SEQUENCE NAME 02May23

EQUIPMENT

Pipettor Hamilton ML600EH7497 Hamilton ML600GJ10749
 Gas Chromatograph Agilent US14173023

INSTRUMENT CALIBRATION

Vial 1 0.02 calibrator Lot FN10051909 Coefficient of determination (r²)
 Vial 2 0.10 calibrator Lot FN05311902 0.99992
 Vial 3 0.20 calibrator Lot FN02052101
 Vial 4 0.40 calibrator Lot FN03052102

CALIBRATION VERIFICATION AND RESOLUTION TEST

Vial	Sample	Expected result	Measured result	Manufacturer/lot
5	Blank	Not detected	Not detected	SPD lab 011823WB
6	Volatiles mix	6 compounds	6 compounds	SPD lab 050721MIX
7	Aqueous control	0.400 g/dL	0.396 g/dL	Lipomed 30012020-A
8	Aqueous control	0.040 g/dL	0.041 g/dL	Lipomed 14082019-B
9	Blood control	0.199 g/dL	0.203 g/dL	ACQ 4110320133/10
20	Aqueous control	0.080 g/dL	0.080 g/dL	Lipomed 20012020-B
31	Blood control	0.199 g/dL	0.202 g/dL	ACQ 4110320133/10
42	Aqueous control	0.080 g/dL	0.080 g/dL	Lipomed 20012020-B
53	Aqueous control	0.400 g/dL	0.401 g/dL	Lipomed 30012020-A
54	Aqueous control	0.040 g/dL	0.041 g/dL	Lipomed 14082019-B
55	Blood control	0.199 g/dL	0.201 g/dL	ACQ 4110320133/10
56	Blank	Not detected	Not detected	SPD lab 031623AQ

SUBJECT SAMPLES

Subjects in the sequence 20 Subjects requiring reanalysis 0

ADDITIONAL NOTES: All testing proceeded as expected.

Run valid Run invalid Phong B... Analyst
 Run valid Run invalid Ami Abbott Technical Reviewer

Scottsdale Police Department Crime Laboratory Sequence Quality Assurance Summary

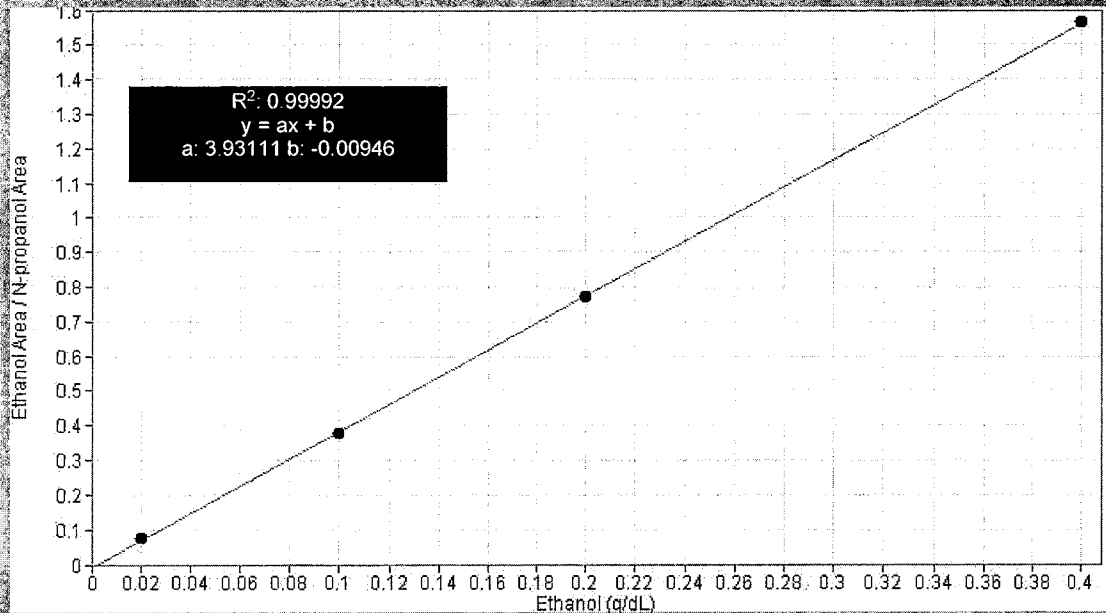
SEQUENCE NAME: 02May23

ANALYST: Brooke 7/19

Sample Name	Vial	Measured Value (g/dL)	Expected Value (g/dL)	Percent Difference	Absolute Difference (g/dL)
blank 011823WB	5	negative	negative	-	-
0.400 30012020-A	7	0.396	0.400	1.00	-0.004
0.040 14082019-B	8	0.041	0.040	2.50	0.001
0.199 4110320133/10	9	0.203	0.199	2.01	0.004
0.080 20012020-B	20	0.080	0.080	0.00	0.000
0.199 4110320133/10	31	0.202	0.199	1.51	0.003
0.080 20012020-B	42	0.080	0.080	0.00	0.000
0.400 30012020-A	53	0.401	0.400	0.25	0.001
0.040 14082019-B	54	0.041	0.040	2.50	0.001
0.199 4110320133/10	55	0.201	0.199	1.01	0.002
blank 031623AQ	56	negative	negative	-	-

Calibrator	Ethanol Area	N-propanol Area	Ratio
0.020	11.681	155.620	0.075
0.100	58.634	154.154	0.380
0.200	120.870	156.874	0.771
0.400	247.942	158.262	1.567

Calibration Line



Scottsdale Police Department Crime Lab Volatiles Analysis

Sample: FN10051909	Vial: 1
Description: 0.020 calibrator	Sequence: 02May23
Method: ethanol quant.M	Injection date: 5/2/2023 4:22:41 PM
Instrument: US14173023 CN14160045	Analyst: Brooke
Data file: C:\Chem32\1\Data\02May23\1.D	

JB

Dissemination is restricted to Criminal Justice Agencies and authorized agencies ONLY. Secondary dissemination to unauthorized agencies is PROHIBITED. Scottsdale City Prosecutor

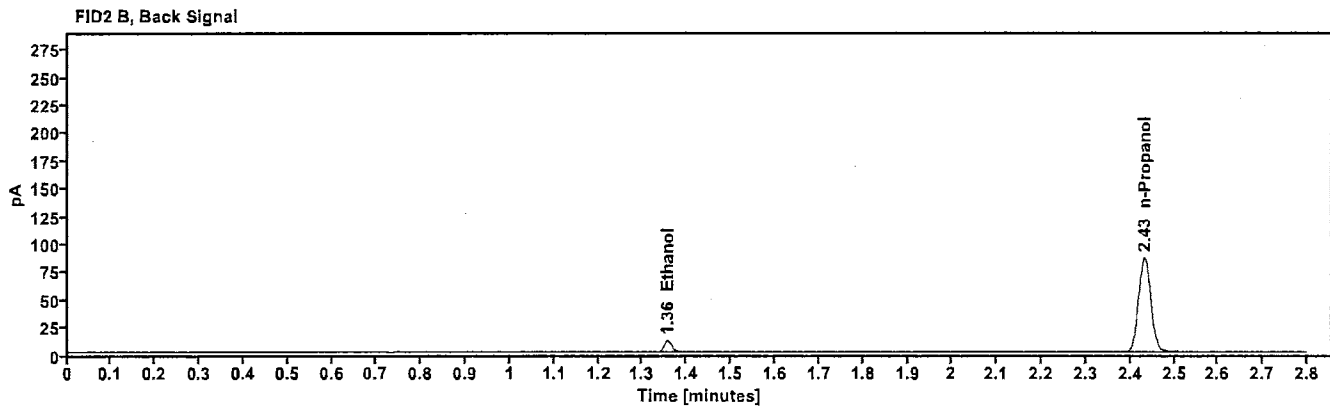
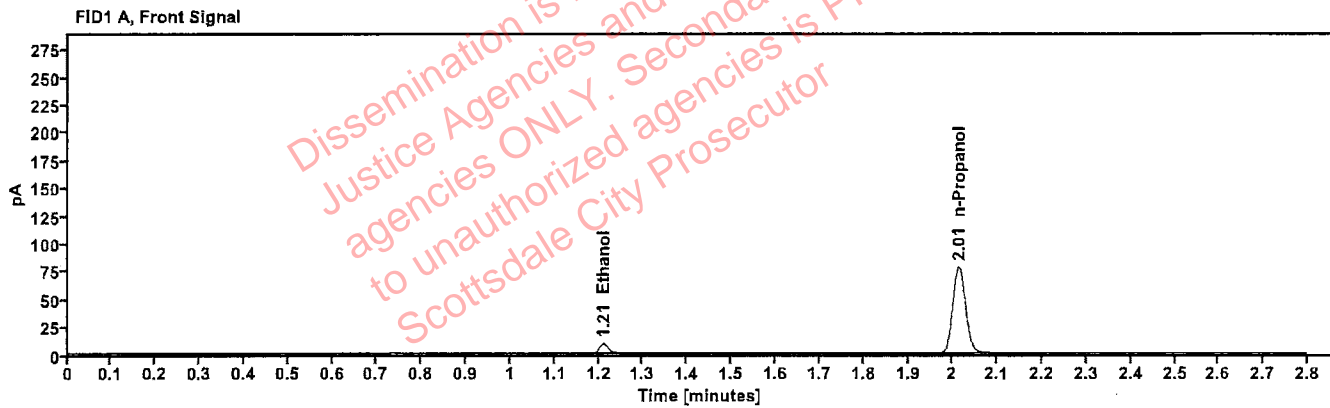


Table 1: FID 1 A (column DB-ALC1)

Compound	Time (min)	Peak Area
Ethanol	1.211	11.681
n-Propanol	2.014	155.620

Table 2: FID 2 B (column DB-ALC2)

Compound	Time (min)	Peak Area
Ethanol	1.356	12.637
n-Propanol	2.432	168.903

Scottsdale Police Department Crime Lab Volatiles Analysis

Sample: FN05311902	Vial: 2
Description: 0.100 calibrator	Sequence: 02May23
Method: ethanol quant.M	Injection date: 5/2/2023 4:26:41 PM <i>JB</i>
Instrument: US14173023 CN14160045	Analyst: Brooke
Data file: C:\Chem32\1\Data\02May23\2.D	

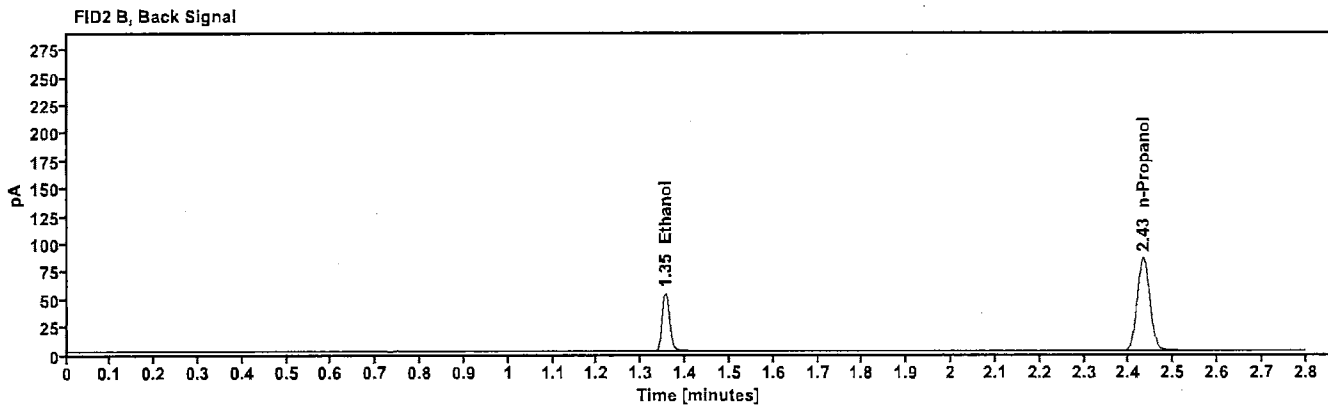
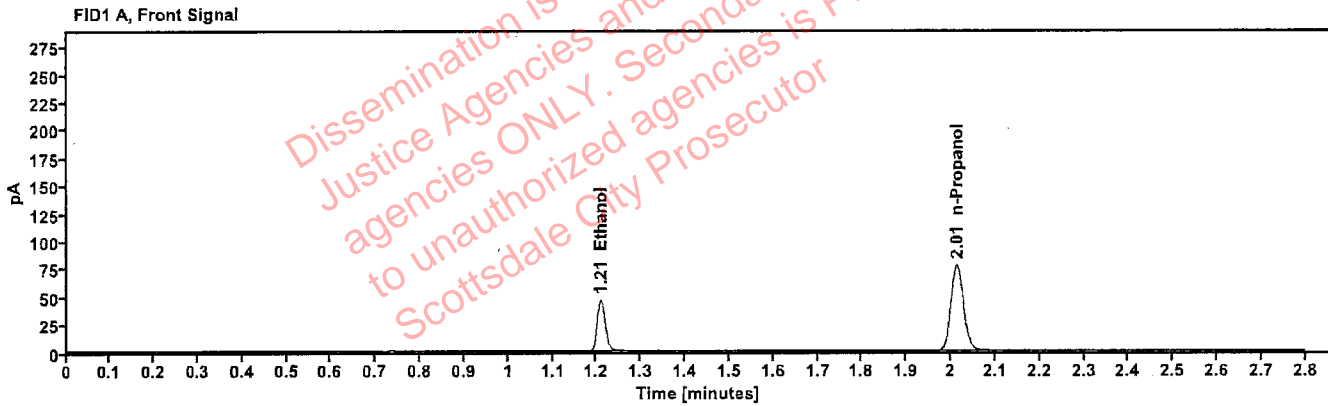


Table 1: FID 1 A (column DB-ALC1)

Compound	Time (min)	Peak Area
Ethanol	1.209	58.634
n-Propanol	2.014	154.154

Table 2: FID 2 B (column DB-ALC2)

Compound	Time (min)	Peak Area
Ethanol	1.355	63.869
n-Propanol	2.432	167.425

Scottsdale Police Department Crime Lab Volatiles Analysis

Sample: FN02052101	Vial: 3
Description: 0.200 calibrator	Sequence: 02May23
Method: ethanol quant.M	Injection date: 5/2/2023 4:30:40 PM
Instrument: US14173023 CN14160045	Analyst: Brooke
Data file: C:\Chem32\1\Data\02May23\3.D	

PB

Dissemination is restricted to Criminal Justice Agencies and authorized agencies ONLY. Secondary dissemination to unauthorized agencies is PROHIBITED. Scottsdale City Prosecutor

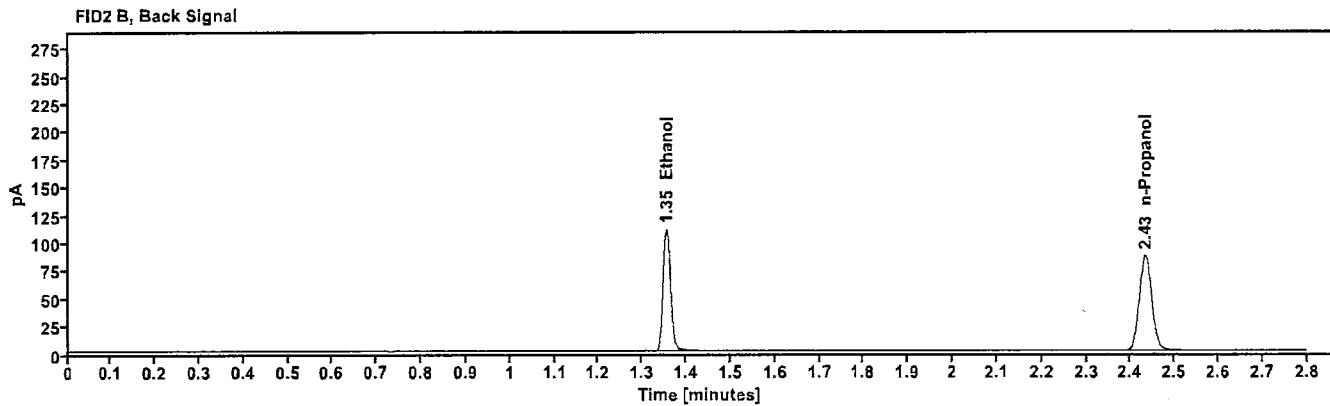
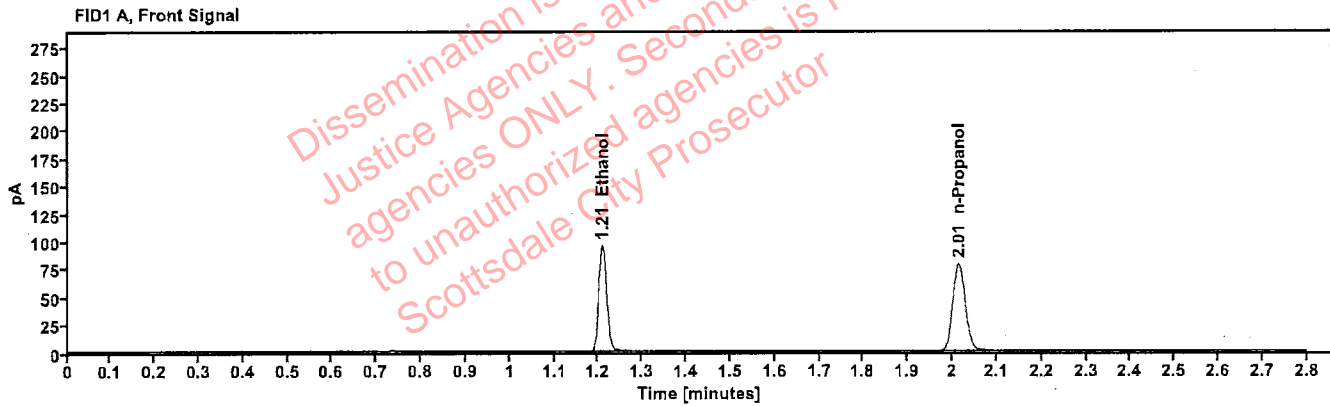


Table 1: FID 1 A (column DB-ALC1)

Compound	Time (min)	Peak Area
Ethanol	1.209	120.870
n-Propanol	2.014	156.874

Table 2: FID 2 B (column DB-ALC2)

Compound	Time (min)	Peak Area
Ethanol	1.355	132.256
n-Propanol	2.433	170.315

Scottsdale Police Department Crime Lab Volatiles Analysis

Sample: FN03052102	Vial: 4
Description: 0.400 calibrator	Sequence: 02May23
Method: ethanol quant.M	Injection date: 5/2/2023 4:34:41 PM PB
Instrument: US14173023 CN14160045	Analyst: Brocke
Data file: C:\Chem32\1\Data\02May23\4.D	

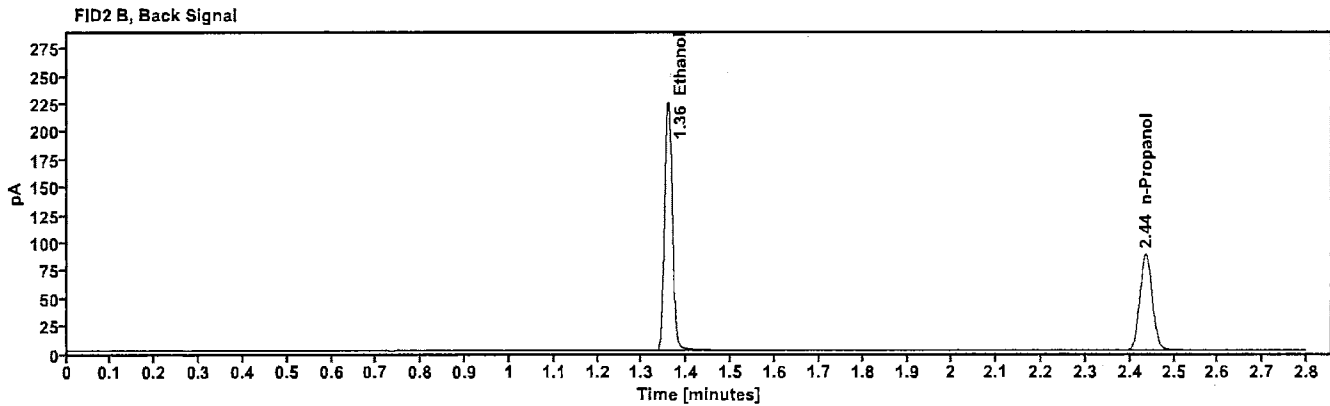
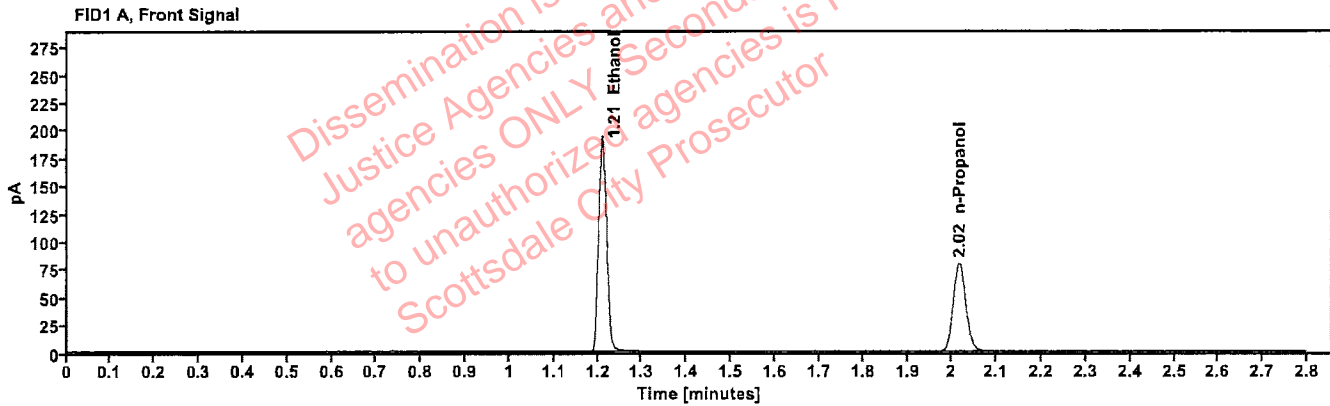


Table 1: FID 1 A (column DB-ALC1)

Compound	Time (min)	Peak Area
Ethanol	1.210	247.942
n-Propanol	2.016	158.262

Table 2: FID 2 B (column DB-ALC2)

Compound	Time (min)	Peak Area
Ethanol	1.358	272.055
n-Propanol	2.436	171.998

Scottsdale Police Department Crime Lab Volatiles Analysis

Sample: 011823WB	Vial: 5
Description: Negative	LIMS ID:
Method: ethanol quant.M	Sequence: 02May23 AB
Instrument: US14173023 CN14160045	Injection date: 5/2/2023 4:38:41 PM
Data file: C:\Chem32\1\Data\02May23\5.D	Analyst: Brooke

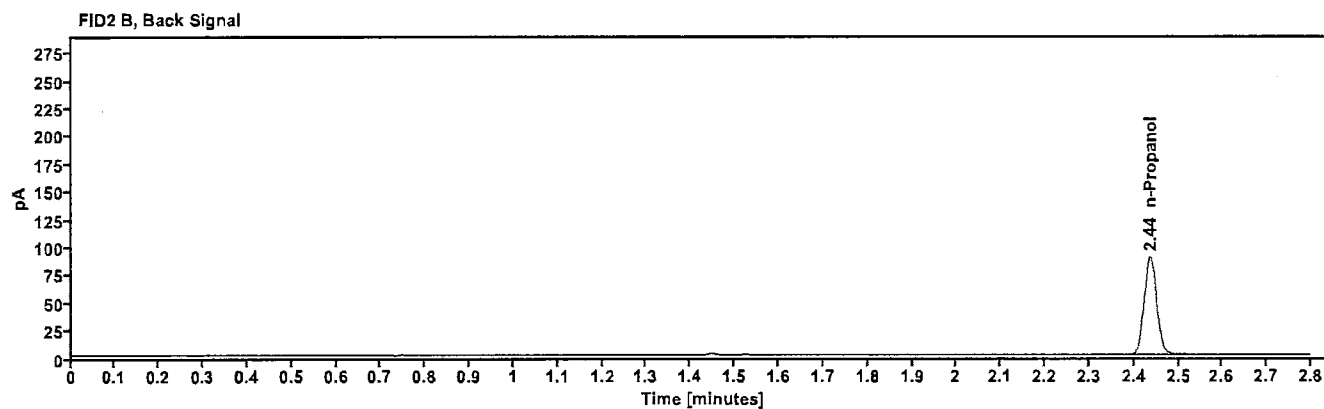
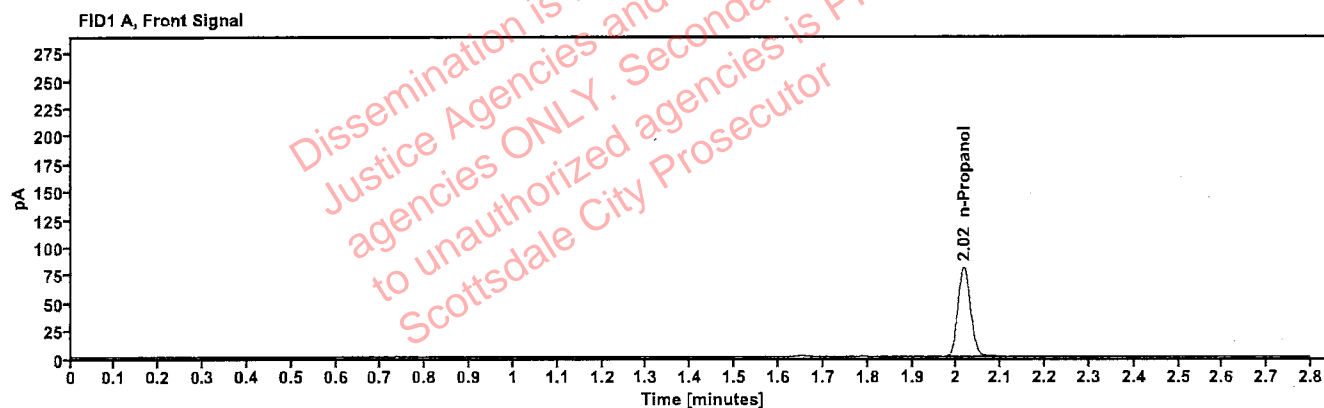


Table 1: FID 1 A (column DB-ALC1)

Compound	Amount (g/100mL)	Time (min)	Peak Area
n-Propanol	---	2.016	161.055

Table 2: FID 2 B (column DB-ALC2)

Compound	Time (min)	Peak Area
n-Propanol	2.436	175.252

Scottsdale Police Department Crime Lab Volatiles Analysis

Sample: 050721MIX	Vial: 6
Description: Volatiles mix	LIMS ID:
Method: ethanol quant.M	Sequence: 02May23
Instrument: US14173023 CN14160045	Injection date: 5/2/2023 4:42:40 PM
Data file: C:\Chem32\1\Data\02May23\6.D	Analyst: Brooke

PB

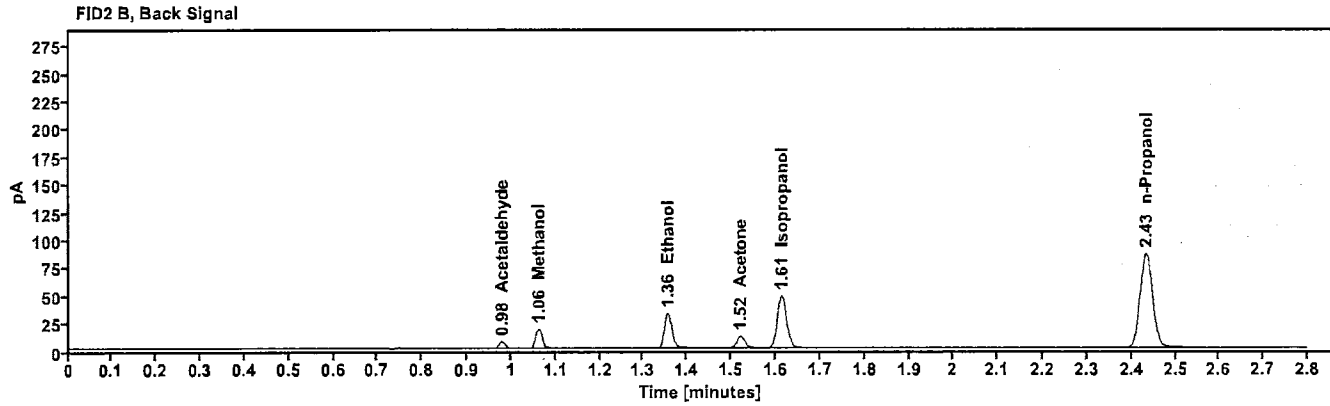
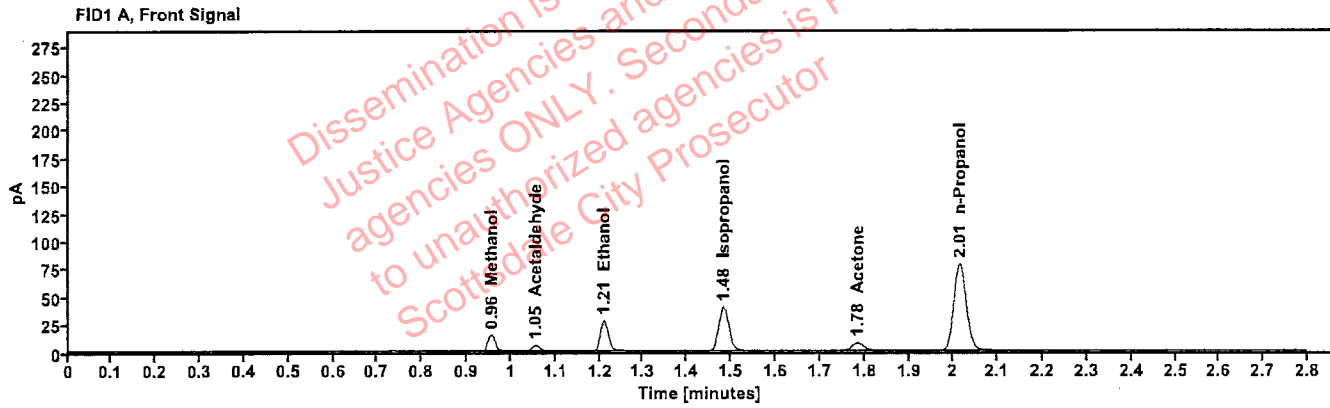


Table 1: FID 1 A (column DB-ALC1)

Compound	Amount (g/100mL)	Time (min)	Peak Area
Methanol	-----	0.956	16.722
Acetaldehyde	-----	1.055	5.334
>Ethanol	0.0599	1.210	35.284
Isopropanol	-----	1.483	63.117
Acetone	-----	1.784	12.455
n-Propanol	-----	2.014	156.137

Table 2: FID 2 B (column DB-ALC2)

Compound	Time (min)	Peak Area
Acetaldehyde	0.980	6.017
Methanol	1.061	18.471
Ethanol	1.356	38.375
Acetone	1.521	13.676
Isopropanol	1.614	69.845
n-Propanol	2.433	169.667

Scottsdale Police Department Crime Lab Volatiles Analysis

Sample: 30012020-A	Vial: 7
Description: 0.400	LIMS ID:
Method: ethanol quant.M	Sequence: 02May23
Instrument: US14173023 CN14160045	Injection date: 5/2/2023 4:46:55 PM
Data file: C:\Chem32\1\Data\02May23\7.D	Analyst: Brooke

FB

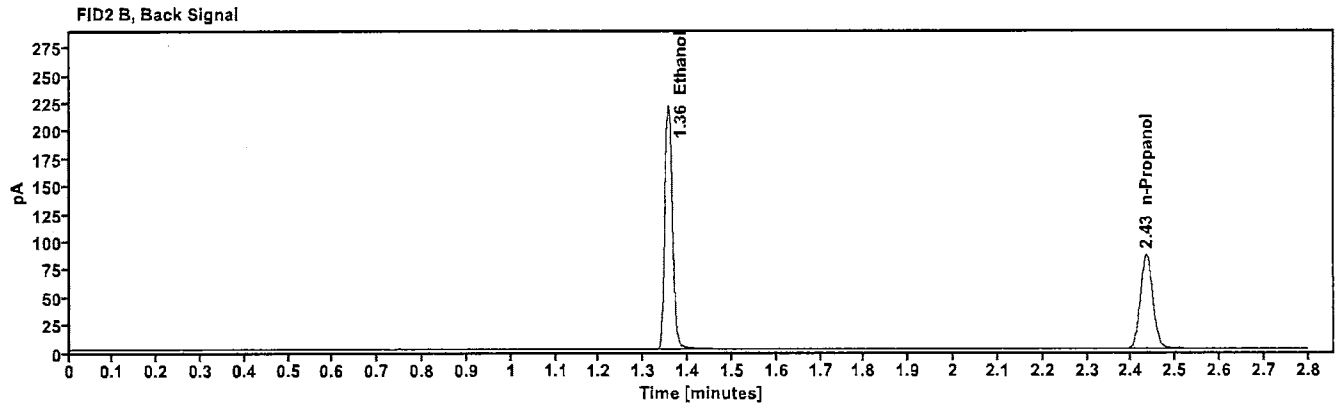
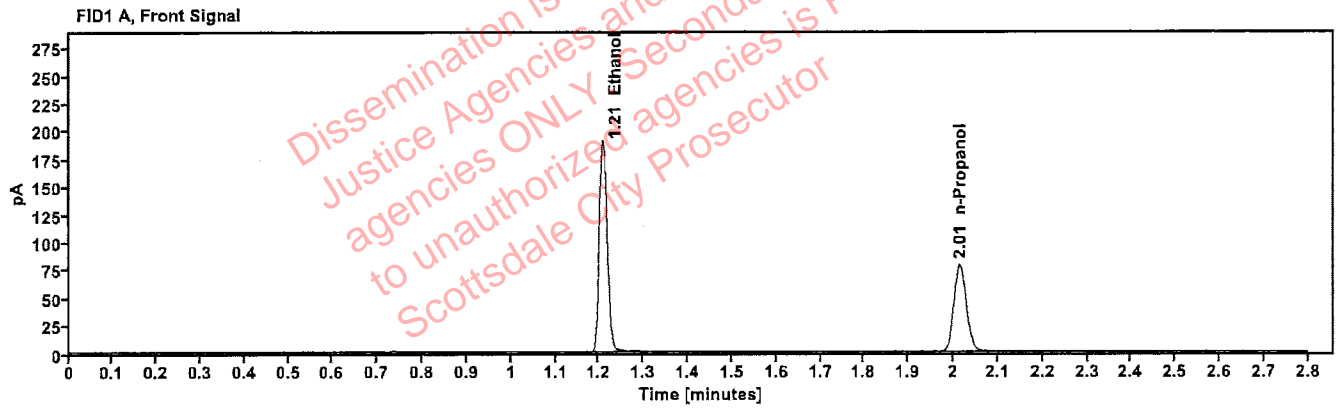


Table 1: FID 1 A (column DB-ALC1)

Compound	Amount (g/100mL)	Time (min)	Peak Area
>Ethanol	0.3966	1.208	241.704
n-Propanol	-----	2.015	155.963

Table 2: FID 2 B (column DB-ALC2)

Compound	Time (min)	Peak Area
Ethanol	1.355	265.501
n-Propanol	2.434	169.451

Scottsdale Police Department Crime Lab Volatiles Analysis

Sample: 14082019-B	Vial: 8
Description: 0.040	LIMS ID:
Method: ethanol quant.M	Sequence: 02May23
Instrument: US14173023 CN14160045	Injection date: 5/2/2023 4:50:56 PM
Data file: C:\Chem32\1\Data\02May23\8.D	Analyst: Brooke

BB

Dissemination is restricted to Criminal Justice Agencies and authorized agencies ONLY. Secondary dissemination to unauthorized agencies is PROHIBITED. Scottsdale City Prosecutor

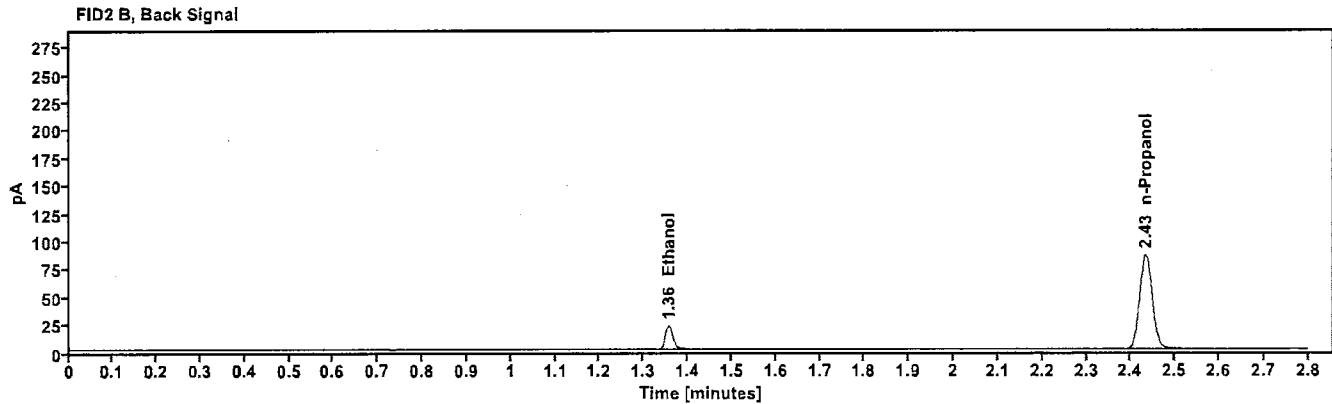
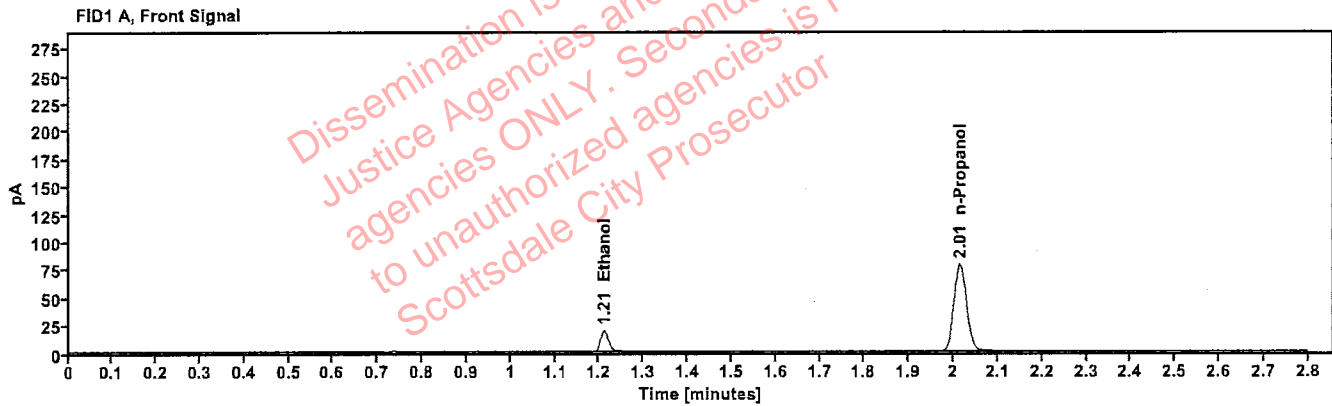


Table 1: FID 1 A (column DB-ALC1)

Compound	Amount (g/100mL)	Time (min)	Peak Area
>Ethanol	0.0415	1.210	23.993
n-Propanol	-----	2.014	156.182

Table 2: FID 2 B (column DB-ALC2)

Compound	Time (min)	Peak Area
Ethanol	1.356	26.186
n-Propanol	2.433	169.981

Scottsdale Police Department Crime Lab Volatiles Analysis

Sample:	4110320133/10	Vial:	9
Description:	0.199	LIMS ID:	
Method:	ethanol quant.M	Sequence:	02May23
Instrument:	US14173023 CN14160045	Injection date:	5/2/2023 4:54:55 PM
Data file:	C:\Chem32\1\Data\02May23\9.D	Analyst:	Brooke

YAB

Dissemination is restricted to Criminal Justice Agencies and authorized agencies ONLY. Secondary dissemination to unauthorized agencies is PROHIBITED. Scottsdale City Prosecutor

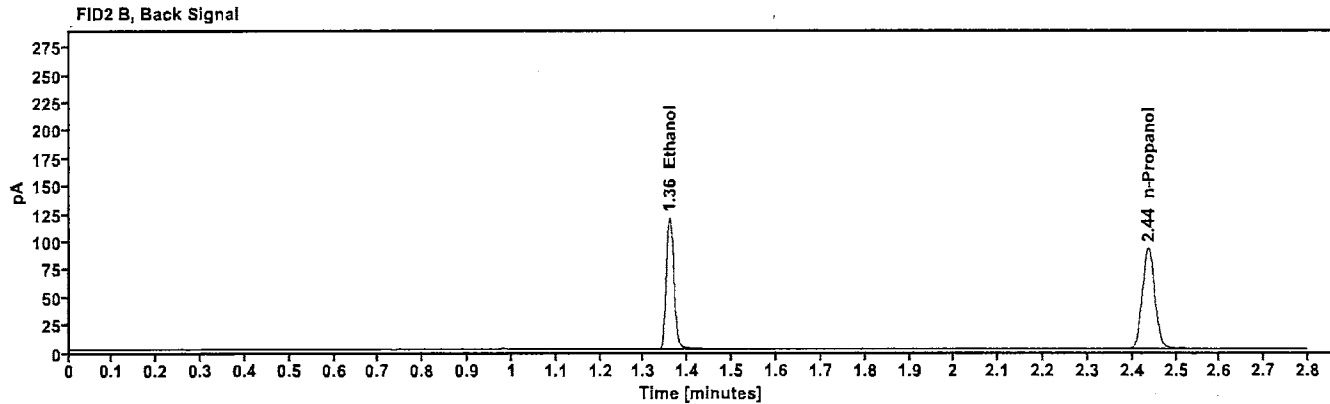
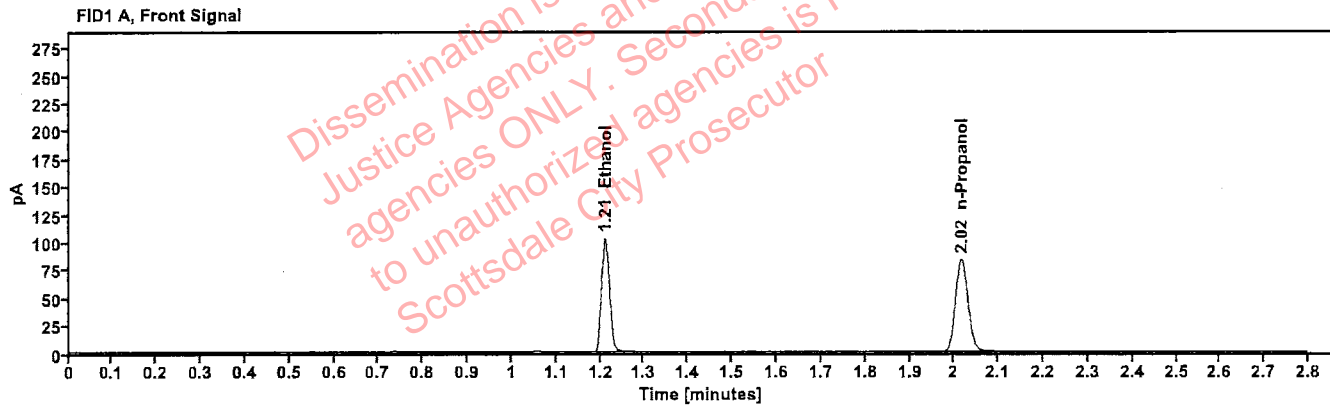


Table 1: FID 1 A (column DB-ALC1)

Compound	Amount (g/100mL)	Time (min)	Peak Area
>Ethanol	0.2036	1.211	131.695
n-Propanol	---	2.016	166.474

Table 2: FID 2 B (column DB-ALC2)

Compound	Time (min)	Peak Area
Ethanol	1.359	144.009
n-Propanol	2.436	181.128

Scottsdale Police Department Crime Lab Volatiles Analysis

Sample:	20012020-B	Vial:	20
Description:	0.080	LIMS ID:	
Method:	ethanol quant.M	Sequence:	02May23
Instrument:	US14173023 CN14160045	Injection date:	5/2/2023 5:39:26 PM
Data file:	C:\Chem32\1\Data\02May23\20.D	Analyst:	Brooke

7B

Dissemination is restricted to Criminal Justice Agencies and authorized agencies ONLY. Secondary dissemination to unauthorized agencies is PROHIBITED. Scottsdale City Prosecutor

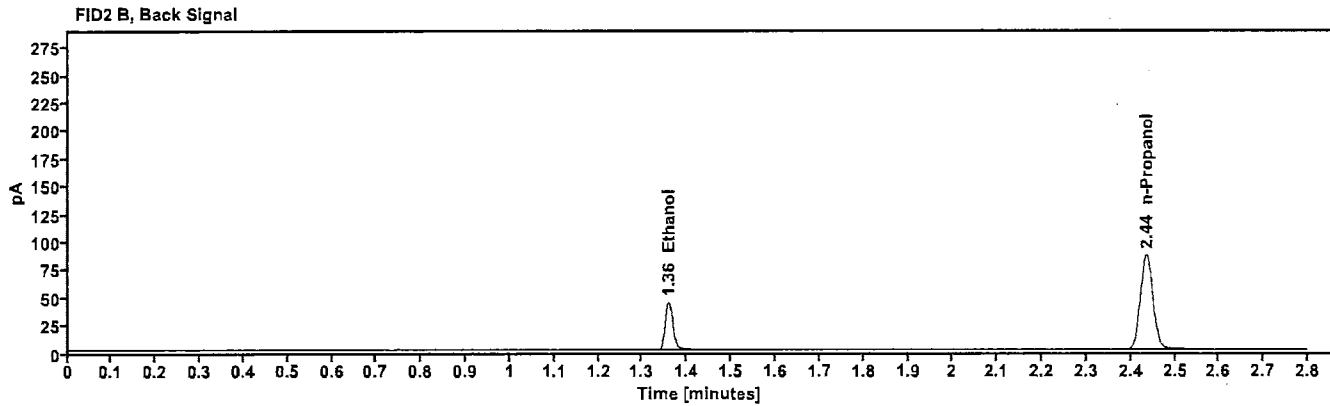
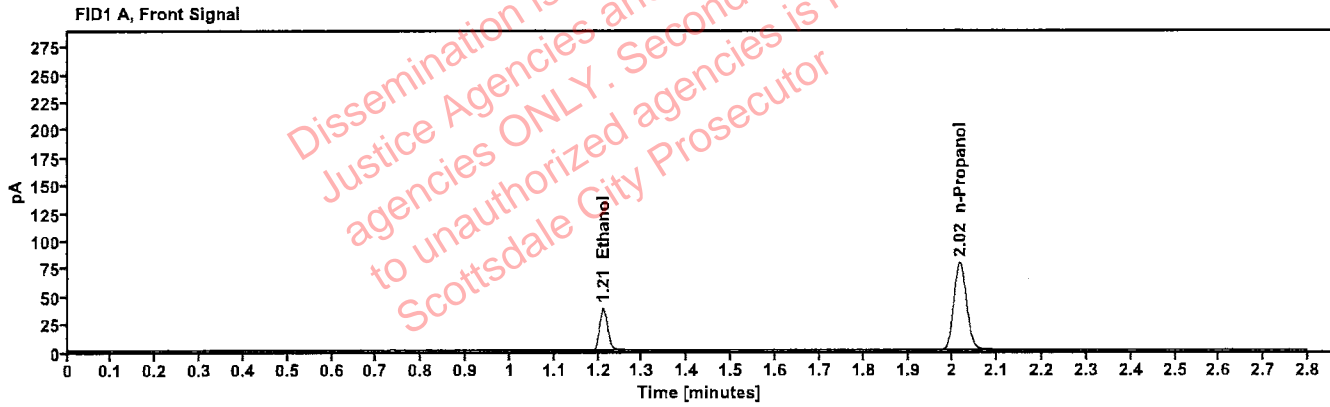


Table 1: FID 1 A (column DB-ALC1)

Compound	Amount (g/100mL)	Time (min)	Peak Area
>Ethanol	0.0809	1.211	48.424
n-Propanol	----	2.016	156.862

Table 2: FID 2 B (column DB-ALC2)

Compound	Time (min)	Peak Area
Ethanol	1.358	52.852
n-Propanol	2.435	170.336

Scottsdale Police Department Crime Lab Volatiles Analysis

Sample: 4110320133/10	Vial: 31
Description: 0.199	LIMS ID: B
Method: ethanol quant.M	Sequence: 02May23
Instrument: US14173023 CN14160045	Injection date: 5/2/2023 6:23:56 PM
Data file: C:\Chem32\1\Data\02May23\31.D	Analyst: Brooke

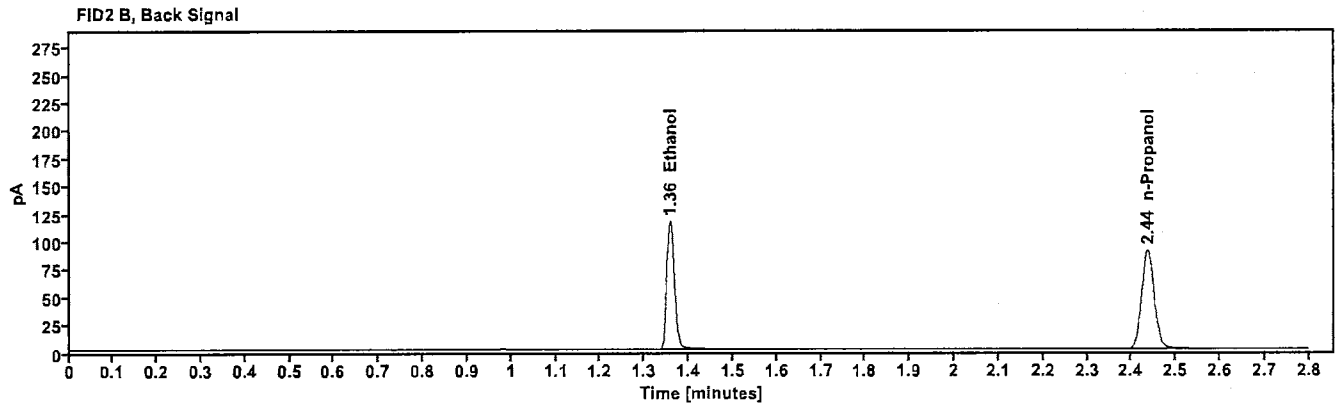
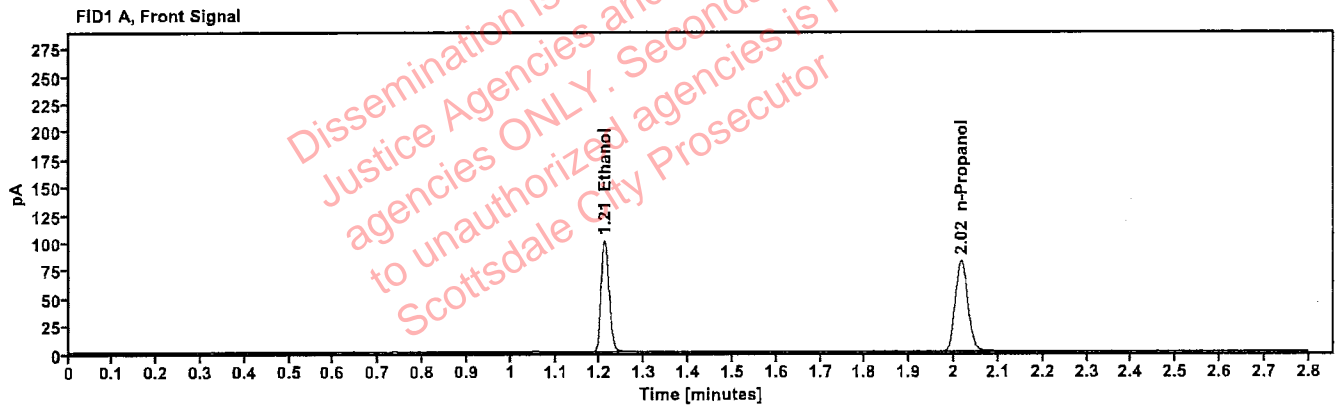


Table 1: FID 1 A (column DB-ALC1)

Compound	Amount (g/100mL)	Time (min)	Peak Area
>Ethanol	0.2028	1.211	128.710
n-Propanol	-----	2.016	163.422

Table 2: FID 2 B (column DB-ALC2)

Compound	Time (min)	Peak Area
Ethanol	1.358	140.426
n-Propanol	2.436	177.577

Scottsdale Police Department Crime Lab Volatiles Analysis

Sample:	20012020-B	Vial:	42
Description:	0.080	LIMS ID:	713
Method:	ethanol quant.M	Sequence:	02May23
Instrument:	US14173023 CN14160045	Injection date:	5/2/2023 7:08:10 PM
Data file:	C:\Chem32\1\Data\02May23\42.D	Analyst:	Brooke

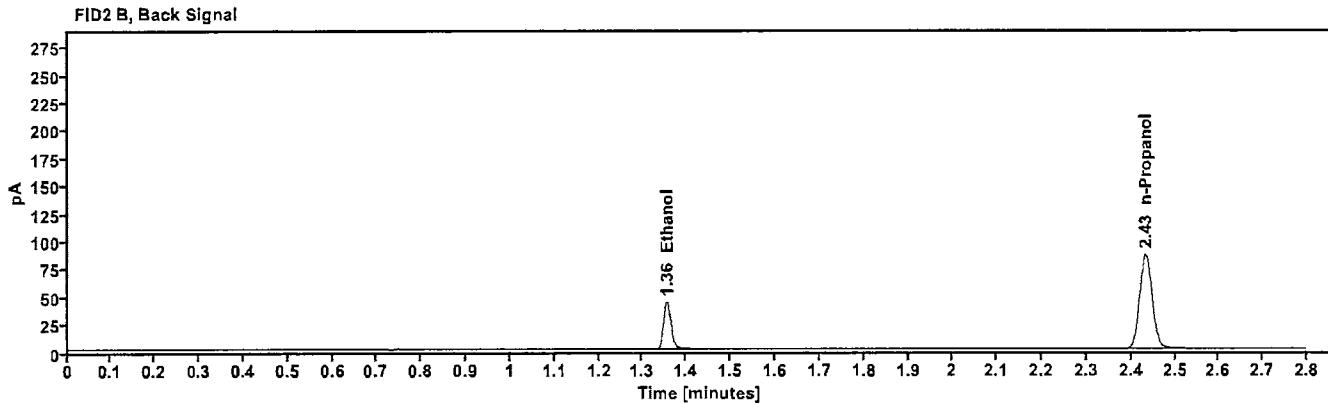
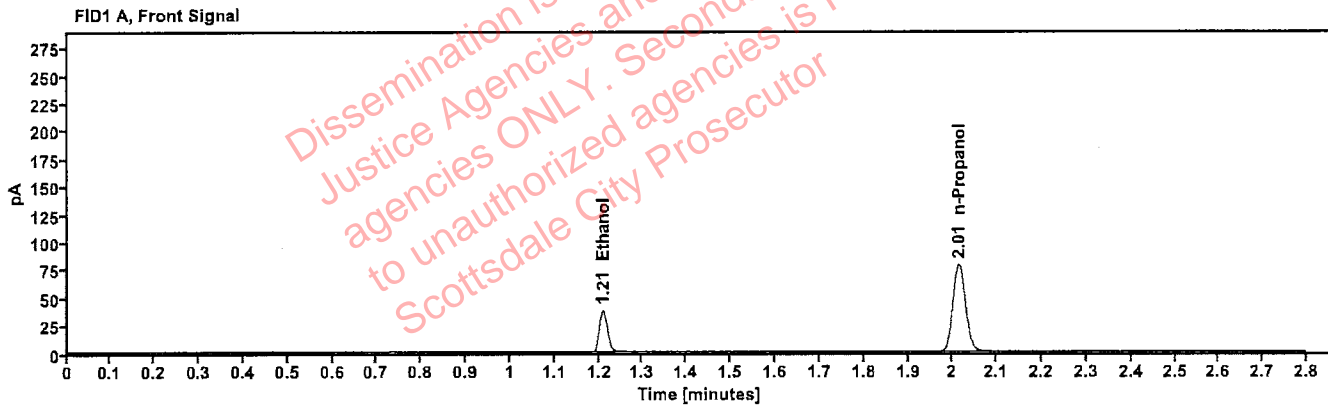


Table 1: FID 1 A (column DB-ALC1)

Compound	Amount (g/100mL)	Time (min)	Peak Area
>Ethanol	0.0801	1.209	47.823
n-Propanol	-----	2.014	156.510

Table 2: FID 2 B (column DB-ALC2)

Compound	Time (min)	Peak Area
Ethanol	1.355	52.224
n-Propanol	2.433	170.226

Scottsdale Police Department Crime Lab Volatiles Analysis

Sample:	30012020-A	Vial:	53
Description:	0.400	LIMS ID:	ABD
Method:	ethanol quant.M	Sequence:	02May23
Instrument:	US14173023 CN14160045	Injection date:	5/2/2023 7:52:41 PM
Data file:	C:\Chem32\1\Data\02May23\53.D	Analyst:	Brooke

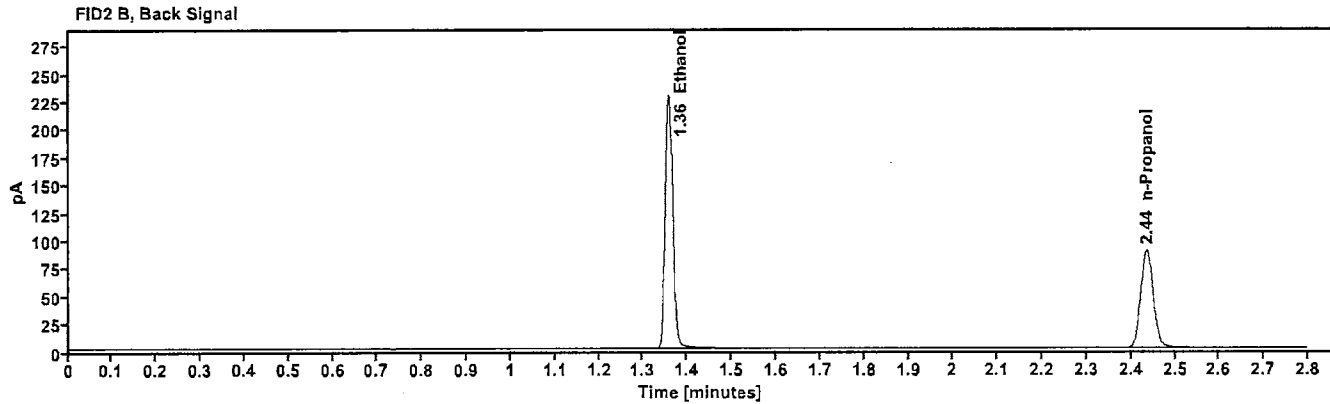
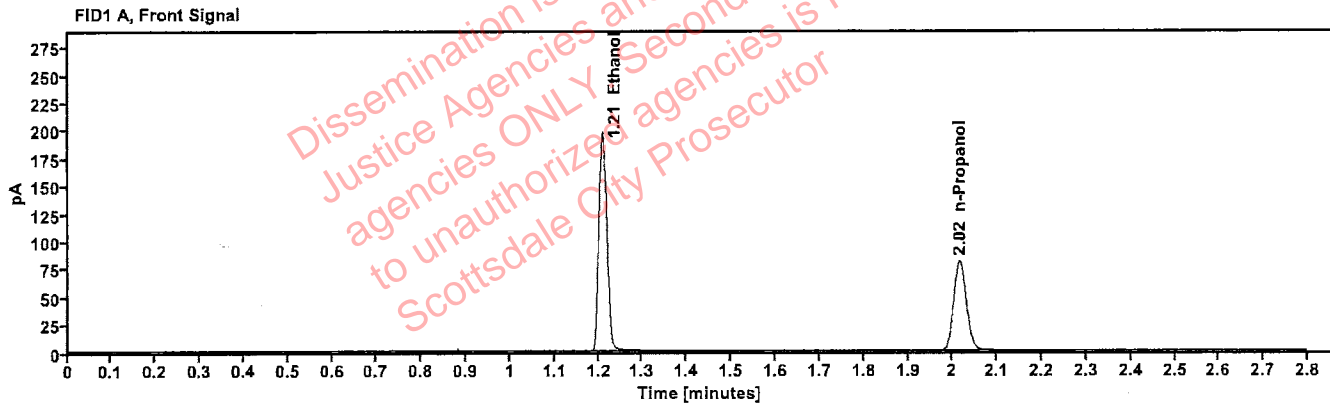


Table 1: FID 1 A (column DB-ALC1)

Compound	Amount (g/100mL)	Time (min)	Peak Area
>Ethanol	0.4016	1.210	252.921
n-Propanol	---	2.016	161.167

Table 2: FID 2 B (column DB-ALC2)

Compound	Time (min)	Peak Area
Ethanol	1.357	278.237
n-Propanol	2.435	175.217

Scottsdale Police Department Crime Lab Volatiles Analysis

Sample:	14082019-B	Vial:	54
Description:	0.040	LIMS ID:	
Method:	ethanol quant.M	Sequence:	02May23
Instrument:	US14173023 CN14160045	Injection date:	5/2/2023 7:56:40 PM
Data file:	C:\Chem32\1\Data\02May23\54.D	Analyst:	Brooke

PB

Dissemination is restricted to Criminal Justice Agencies and authorized agencies ONLY. Secondary dissemination to unauthorized agencies is PROHIBITED. Scottsdale City Prosecutor

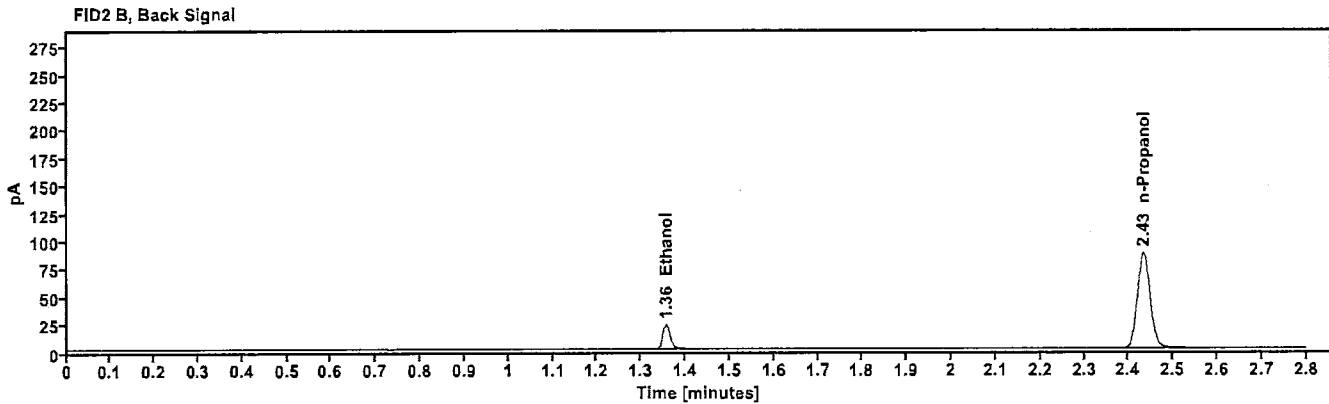
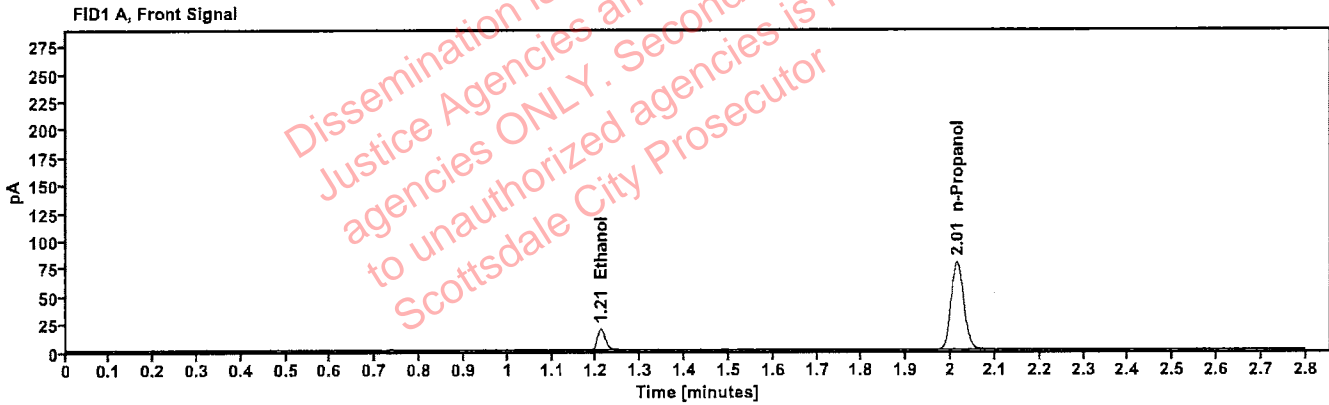


Table 1: FID 1 A (column DB-ALC1)

Compound	Amount (g/100mL)	Time (min)	Peak Area
>Ethanol	0.0415	1.210	24.304
n-Propanol	-----	2.014	158.316

Table 2: FID 2 B (column DB-ALC2)

Compound	Time (min)	Peak Area
Ethanol	1.356	26.495
n-Propanol	2.433	172.345

Scottsdale Police Department Crime Lab Volatiles Analysis

Sample:	4110320133/10	Vial:	55
Description:	0.199	LIMS ID:	
Method:	ethanol quant.M	Sequence:	02May23
Instrument:	US14173023 CN14160045	Injection date:	5/2/2023 8:00:56 PM
Data file:	C:\Chem32\1\Data\02May23\55.D	Analyst:	Brooke

AB

Dissemination is restricted to Criminal Justice Agencies and authorized agencies ONLY. Secondary dissemination to unauthorized agencies is PROHIBITED. Scottsdale City Prosecutor

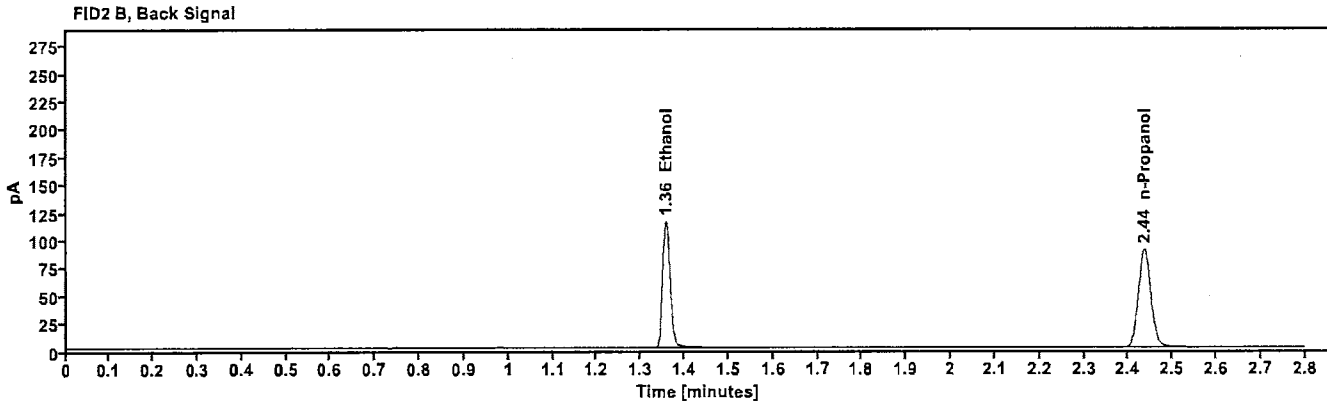
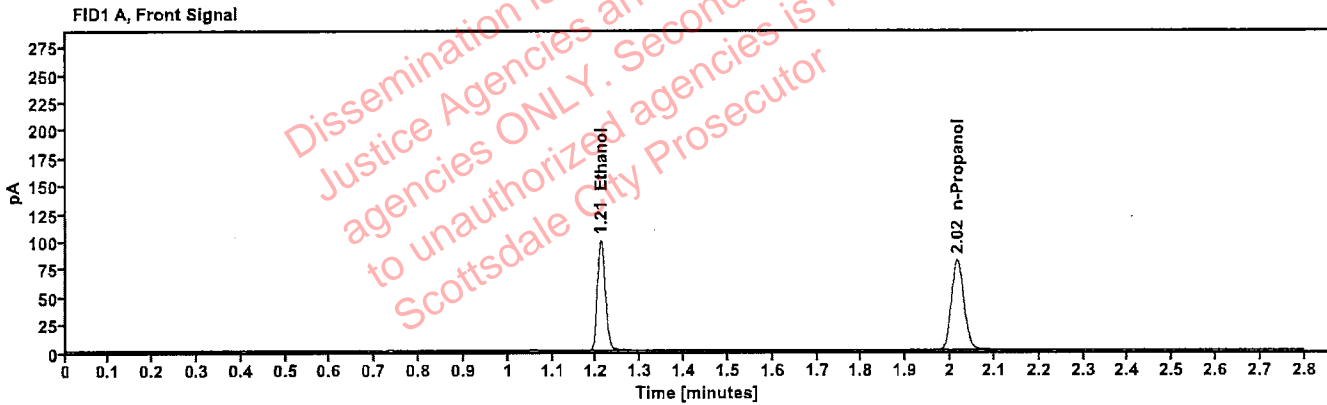


Table 1: FID 1 A (column DB-ALC1)

Compound	Amount (g/100mL)	Time (min)	Peak Area
>Ethanol	0.2018	1.210	127.330
n-Propanol	---	2.016	162.446

Table 2: FID 2 B (column DB-ALC2)

Compound	Time (min)	Peak Area
Ethanol	1.358	139.278
n-Propanol	2.436	176.569

Scottsdale Police Department Crime Lab Volatiles Analysis

Sample:	031623AQ	Vial:	56
Description:	Negative	LIMS ID:	
Method:	ethanol quant.M	Sequence:	02May23 PB
Instrument:	US14173023 CN14160045	Injection date:	5/2/2023 8:04:56 PM
Data file:	C:\Chem32\1\Data\02May23\56.D	Analyst:	Brooke

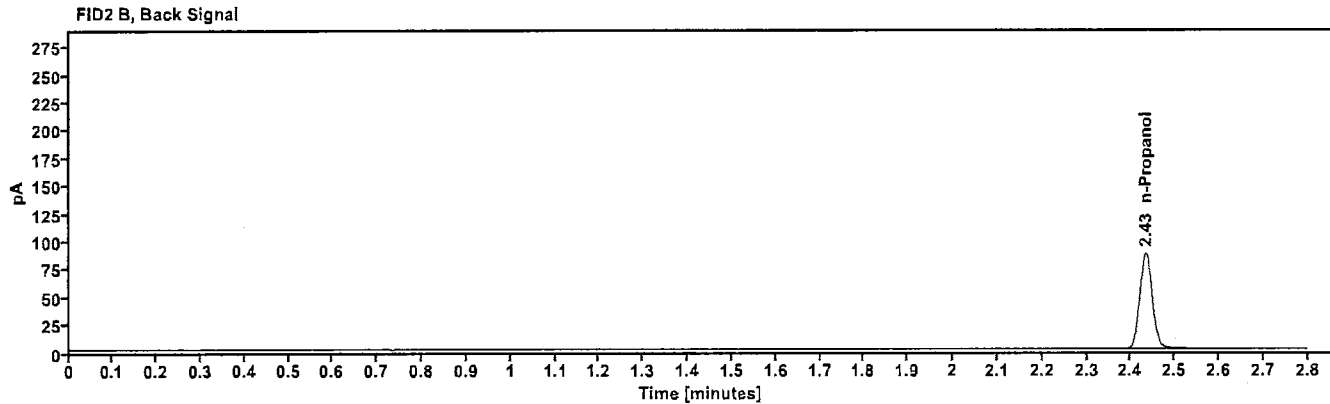
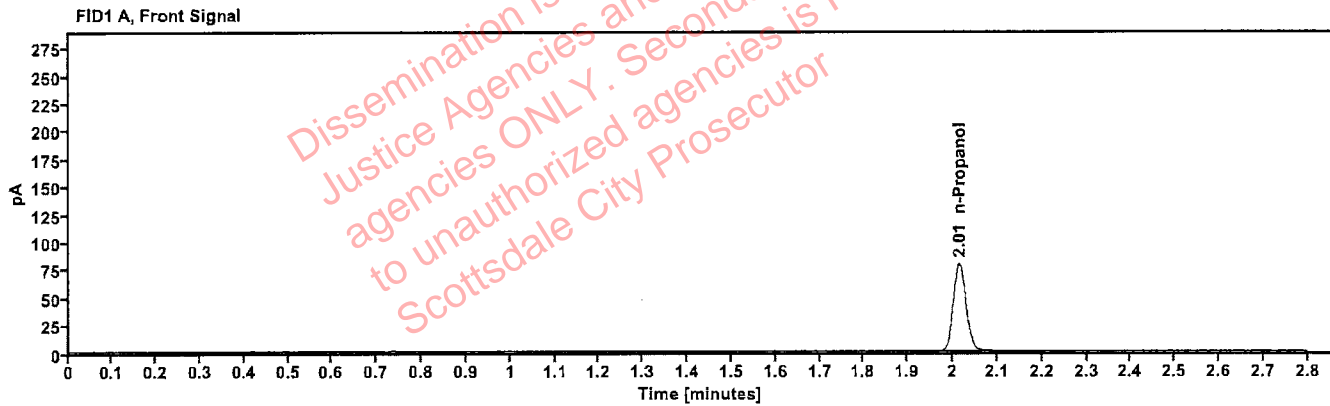


Table 1: FID 1 A (column DB-ALC1)

Compound	Amount (g/100mL)	Time (min)	Peak Area
n-Propanol	----	2.015	158.684

Table 2: FID 2 B (column DB-ALC2)

Compound	Time (min)	Peak Area
n-Propanol	2.434	172.666

Sequence Summary

Sequence name: 02May23 Instrument: US14173023 CN14160045 Analyst: Brooke

YB

Vial	Sample	Description	Type	LIMS ID	Method
1	FN10051909	0.020 calibrator	Calibration		ethanol quant.M
2	FN05311902	0.100 calibrator	Calibration		ethanol quant.M
3	FN02052101	0.200 calibrator	Calibration		ethanol quant.M
4	FN03052102	0.400 calibrator	Calibration		ethanol quant.M
5	011823WB	Negative	Control		ethanol quant.M
6	050721MIX	Volatiles mix	Control		ethanol quant.M
7	30012020-A	0.400	Control		ethanol quant.M
8	14082019-B	0.040	Control		ethanol quant.M
9	4110320133/10	0.199	Control		ethanol quant.M
10	2308031-2		Sample		ethanol quant.M
11	2308031-2		Sample		ethanol quant.M
12	2308037-3		Sample		ethanol quant.M
13	2308037-3		Sample		ethanol quant.M
14	2308175-2		Sample		ethanol quant.M
15	2308175-2		Sample		ethanol quant.M
16	2308087-2		Sample		ethanol quant.M
17	2308087-2		Sample		ethanol quant.M
18	2308244-1		Sample		ethanol quant.M
19	2308244-1		Sample		ethanol quant.M
20	20012020-B	0.080	Control		ethanol quant.M
21	1442886		Sample		ethanol quant.M
22	1442886		Sample		ethanol quant.M
23	2308383-1		Sample		ethanol quant.M
24	2308383-1		Sample		ethanol quant.M
25	2308329-2		Sample		ethanol quant.M
26	2308329-2		Sample		ethanol quant.M
27	2308488-2		Sample		ethanol quant.M
28	2308488-2		Sample		ethanol quant.M
29	2308331-3		Sample		ethanol quant.M
30	2308331-3		Sample		ethanol quant.M
31	4110320133/10	0.199	Control		ethanol quant.M
32	2308475-1		Sample		ethanol quant.M
33	2308475-1		Sample		ethanol quant.M
34	2308486-2		Sample		ethanol quant.M
35	2308486-2		Sample		ethanol quant.M
36	2308604-3		Sample		ethanol quant.M
37	2308604-3		Sample		ethanol quant.M
38	331-01K.D.		Sample		ethanol quant.M
39	331-01K.D.		Sample		ethanol quant.M
40	2307900-2		Sample		ethanol quant.M
41	2307900-2		Sample		ethanol quant.M
42	20012020-B	0.080	Control		ethanol quant.M
43	2308752-2		Sample		ethanol quant.M
44	2308752-2		Sample		ethanol quant.M
45	1428666		Sample		ethanol quant.M
46	1428666		Sample		ethanol quant.M
47	2308583-1		Sample		ethanol quant.M

Dissemination is restricted to Criminal Justice Agencies and authorized agencies ONLY. Second dissemination to unauthorized agencies is PROHIBITED. Scottsdale City Prosecutor

Sequence Summary

#3

48	2308583-1		Sample		ethanol quant.M
49	2308831-2		Sample		ethanol quant.M
50	2308831-2		Sample		ethanol quant.M
51	2306978-2		Sample		ethanol quant.M
52	2306978-2		Sample		ethanol quant.M
53	30012020-A	0.400	Control		ethanol quant.M
54	14082019-B	0.040	Control		ethanol quant.M
55	4110320133/10	0.199	Control		ethanol quant.M
56	031623AQ	Negative	Control		ethanol quant.M

Dissemination is restricted to Criminal Justice Agencies and authorized agencies ONLY. Secondary dissemination to unauthorized agencies is PROHIBITED
 Scottsdale City Prosecutor

Scottsdale Police Department Crime Laboratory Summary of Cases

FB

SEQUENCE NAME: 02May23

ANALYST: Brooke

Vials	Test 1 (g/dL)	Test 2 (g/dL)	Mean (g/dL)	Percent Difference*	Absolute Difference (g/dL)*
10 11	0.1939	0.1911	0.19250	0.73	0.00140
12 13	0.0952	0.0961	0.09565	0.47	0.00045
14 15	0.2042	0.2041	0.20415	0.02	0.00005
16 17	0.0000	0.0000	0.00000	0.00	0.00000
18 19	0.1682	0.1674	0.16780	0.24	0.00040
21 22	0.1076	0.1073	0.10745	0.14	0.00015
23 24	0.2904	0.2928	0.29160	0.41	0.00120
25 26	0.3512	0.3502	0.35070	0.14	0.00050
27 28	0.0769	0.0777	0.07730	0.52	0.00040
29 30	0.2062	0.2055	0.20585	0.17	0.00035
32 33	0.1811	0.1820	0.18155	0.25	0.00045
34 35	0.1956	0.1970	0.19630	0.36	0.00070
36 37	0.1657	0.1638	0.16475	0.58	0.00095
38 39	0.1581	0.1592	0.15865	0.35	0.00055
40 41	0.0000	0.0000	0.00000	0.00	0.00000
43 44	0.2487	0.2494	0.24905	0.14	0.00035
45 46	0.0834	0.0820	0.08270	0.85	0.00070
47 48	0.2574	0.2585	0.25795	0.21	0.00055
49 50	0.1826	0.1826	0.18260	0.00	0.00000
51 52	0.1557	0.1554	0.15555	0.10	0.00015

*Calculated differences are differences from the mean of the two results.

Scottsdale Police Department Crime Lab Volatiles Analysis

Sample:	2308031-2	Vial:	10
Description:	██████████	LIMS ID:	██████████
Method:	ethanol quant.M	Sequence:	02May23
Instrument:	US14173023 CN14160045	Injection date:	5/2/2023 4:58:55 PM
Data file:	C:\Chem32\1\Data\02May23\10.D	Analyst:	Brooke

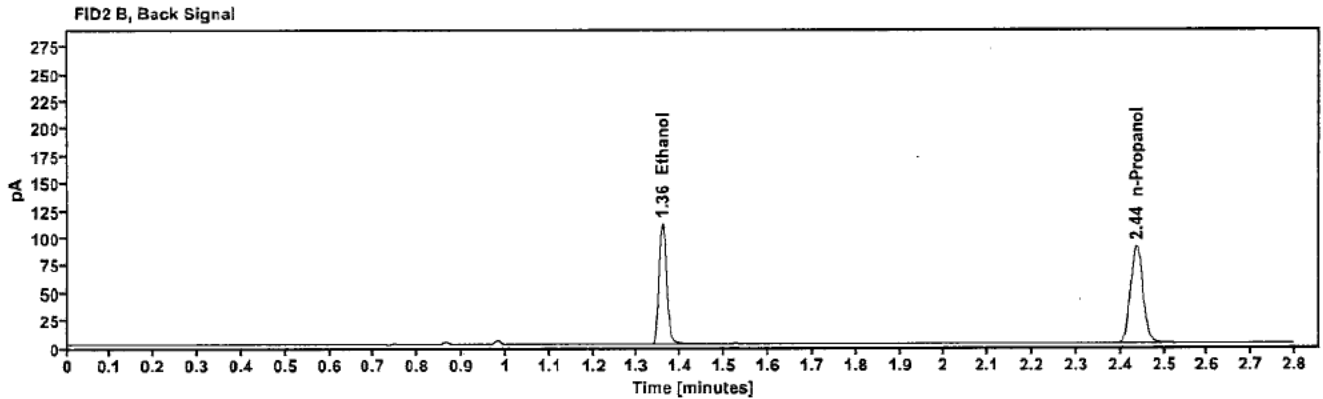
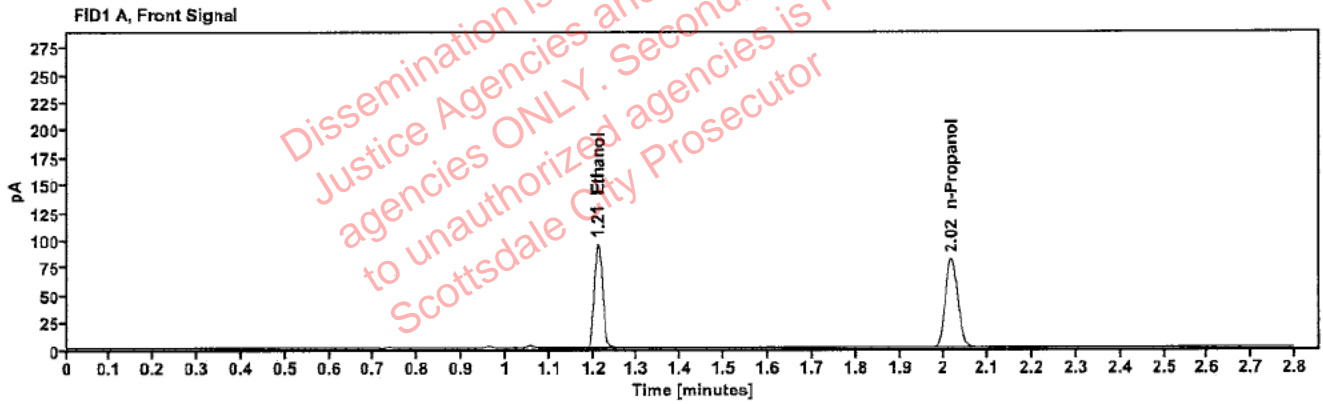


Table 1: FID 1 A (column DB-ALC1)

Compound	Amount (g/100mL)	Time (min)	Peak Area
>Ethanol	0.1939	1.211	122.274
n-Propanol	---	2.016	162.465

Table 2: FID 2 B (column DB-ALC2)

Compound	Time (min)	Peak Area
Ethanol	1.358	133.693
n-Propanol	2.436	176.562

Scottsdale Police Department Crime Lab Volatiles Analysis

Sample:	2308031-2	Vial:	11
Description:	██████████	LIMS ID:	██████████
Method:	ethanol quant.M	Sequence:	02May23
Instrument:	US14173023 CN14160045	Injection date:	5/2/2023 5:02:55 PM
Data file:	C:\Chem32\1\Data\02May23\11.D	Analyst:	Brooke

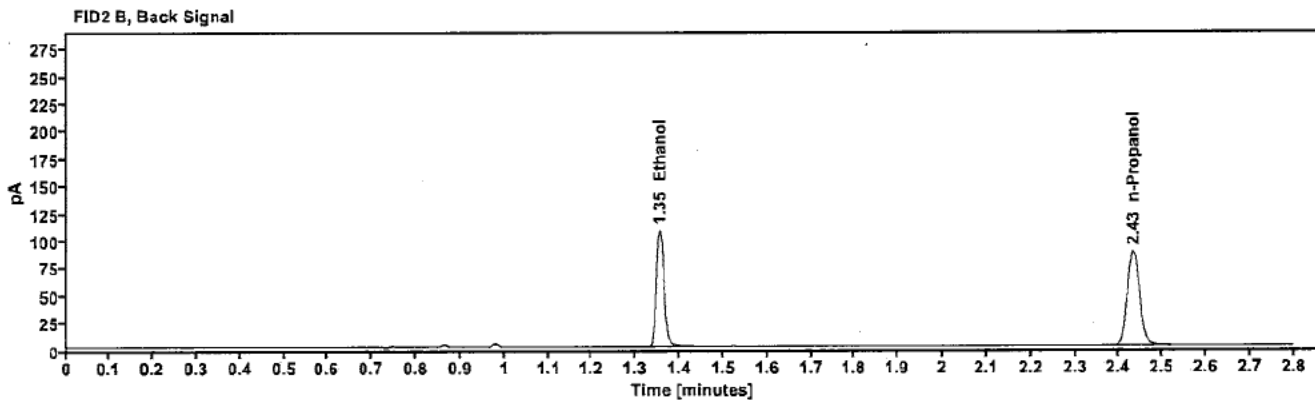
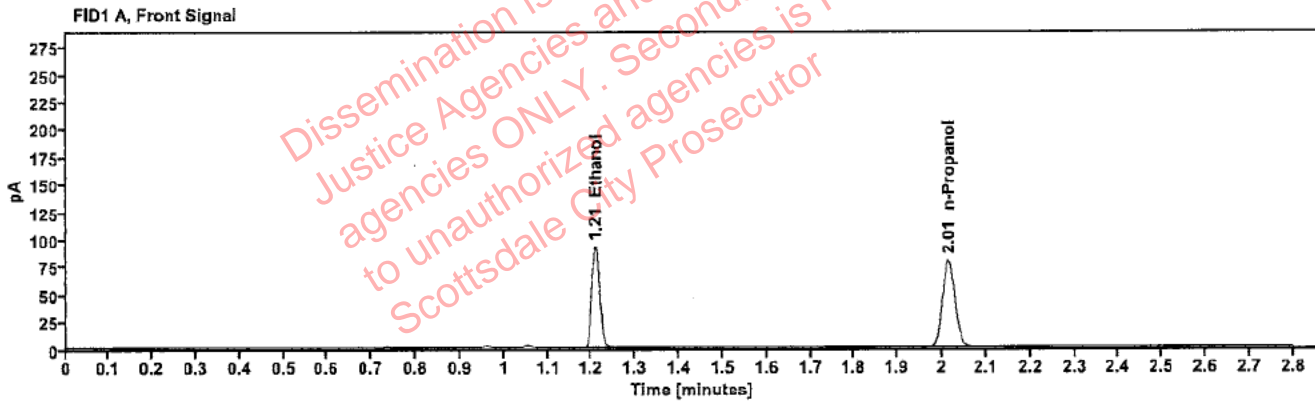


Table 1: FID 1 A (column DB-ALC1)

Compound	Amount (g/100mL)	Time (min)	Peak Area
>Ethanol	0.1911	1.208	117.985
n-Propanol	---	2.014	159.041

Table 2: FID 2 B (column DB-ALC2)

Compound	Time (min)	Peak Area
Ethanol	1.355	129.022
n-Propanol	2.433	172.826

[REDACTED] : Brooke, Phillip - (03-May-2023)

Case: [REDACTED] User: pbrooke 5/3/2023

Scottsdale Police Department Crime Lab Volatiles Analysis

Sample:	2308037-3	Vial:	12
Description:	[REDACTED]	LIMS ID:	[REDACTED]
Method:	ethanol quant.M	Sequence:	02May23
Instrument:	US14173023 CN14160045	Injection date:	5/2/2023 5:06:56 PM
Data file:	C:\Chem32\1\Data\02May23\12.D	Analyst:	Brooke

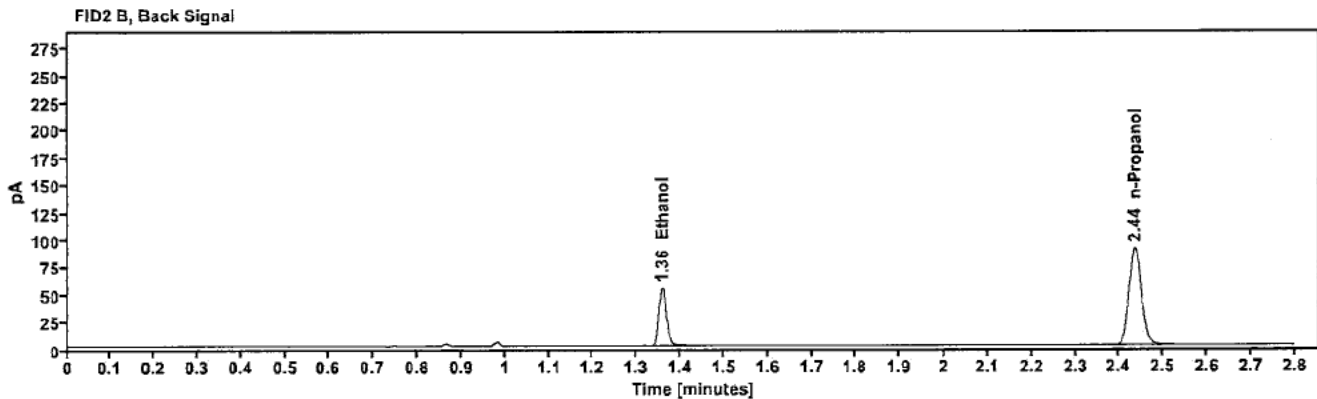
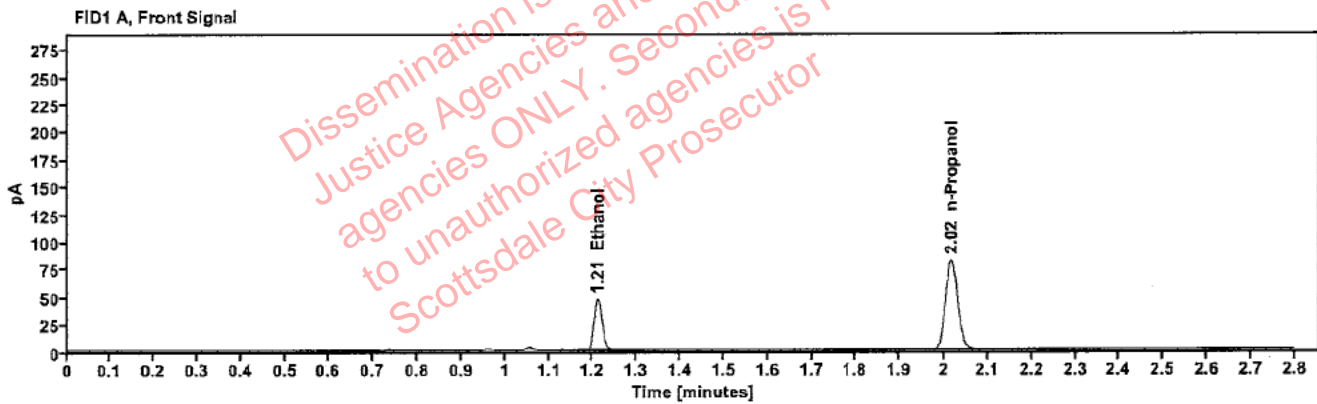


Table 1: FID 1 A (column DB-ALC1)

Compound	Amount (g/100mL)	Time (min)	Peak Area
>Ethanol	0.0952	1.211	59.467
n-Propanol	----	2.016	162.967

Table 2: FID 2 B (column DB-ALC2)

Compound	Time (min)	Peak Area
Ethanol	1.359	64.733
n-Propanol	2.436	177.299

[REDACTED] : Brooke, Phillip - (03-May-2023)

Case: [REDACTED] User: pbrooke 5/3/2023

Scottsdale Police Department Crime Lab Volatiles Analysis

Sample:	2308037-3	Vial:	13
Description:	[REDACTED]	LIMS ID:	[REDACTED]
Method:	ethanol quant.M	Sequence:	02May23
Instrument:	US14173023 CN14160045	Injection date:	5/2/2023 5:11:10 PM
Data file:	C:\Chem32\1\Data\02May23\13.D	Analyst:	Brooke

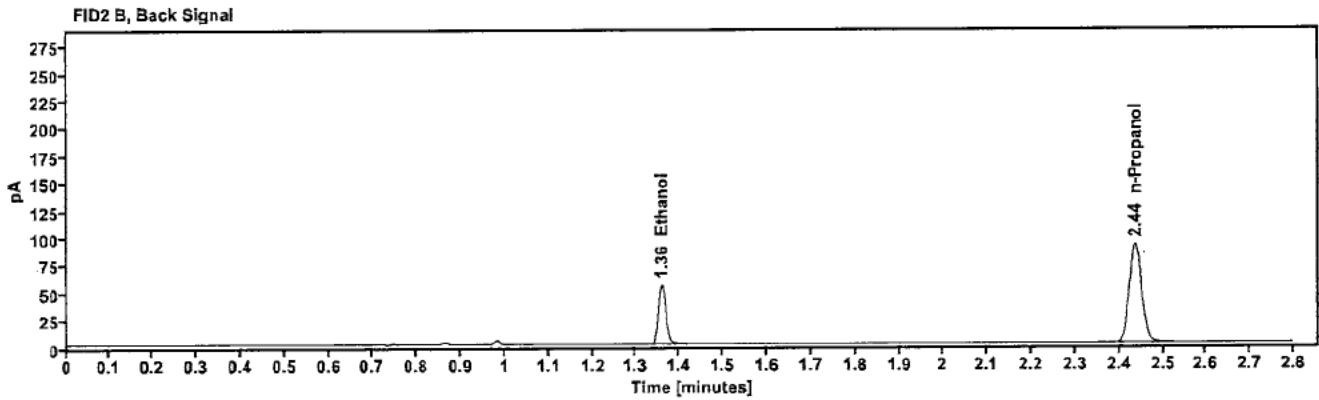
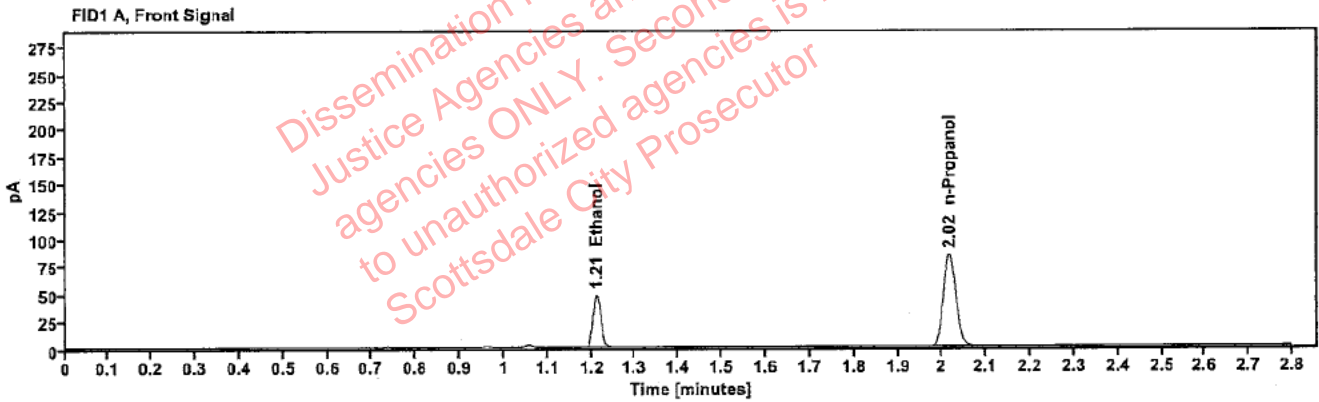


Table 1: FID 1 A (column DB-ALC1)

Compound	Amount (g/100mL)	Time (min)	Peak Area
>Ethanol	0.0961	1.211	61.470
n-Propanol	-----	2.016	166.902

Table 2: FID 2 B (column DB-ALC2)

Compound	Time (min)	Peak Area
Ethanol	1.359	66.872
n-Propanol	2.436	181.341

Scottsdale Police Department Crime Lab Volatiles Analysis

Sample:	2308175-2	Vial:	14
Description:	██████████	LIMS ID:	██████████
Method:	ethanol quant.M	Sequence:	02May23
Instrument:	US14173023 CN14160045	Injection date:	5/2/2023 5:15:11 PM
Data file:	C:\Chem32\1\Data\02May23\14.D	Analyst:	Brooke

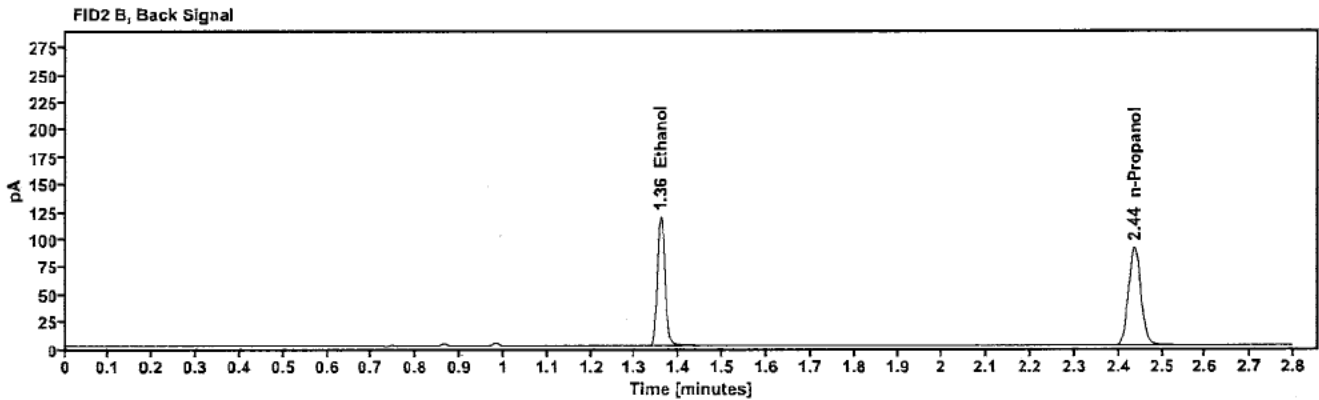
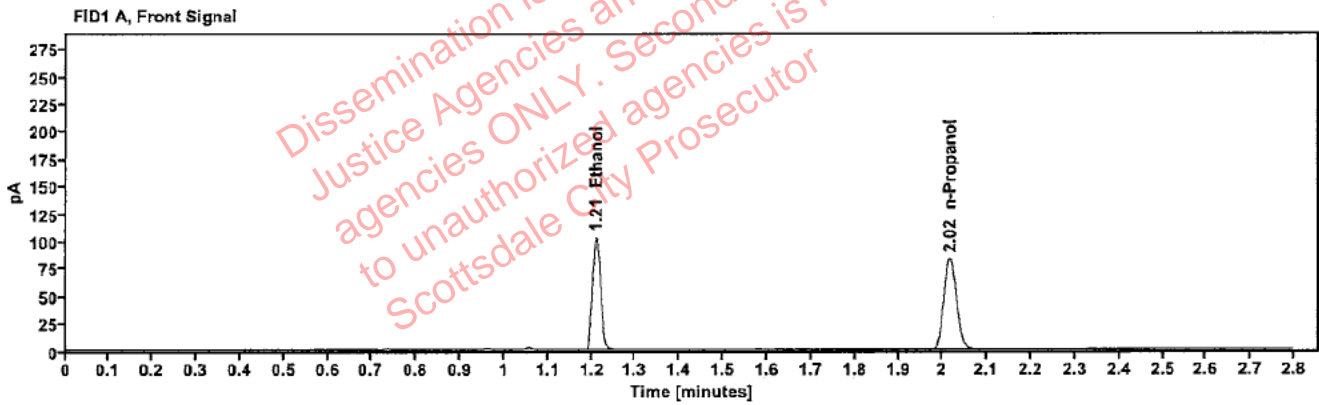


Table 1: FID 1 A (column DB-ALC1)

Compound	Amount (g/100mL)	Time (min)	Peak Area
>Ethanol	0.2042	1.211	131.491
n-Propanol	-----	2.016	165.733

Table 2: FID 2 B (column DB-ALC2)

Compound	Time (min)	Peak Area
Ethanol	1.358	143.733
n-Propanol	2.436	180.106

Scottsdale Police Department Crime Lab Volatiles Analysis

Sample:	2308175-2	Vial:	15
Description:	██████████	LIMS ID:	██████████
Method:	ethanol quant.M	Sequence:	02May23
Instrument:	US14173023 CN14160045	Injection date:	5/2/2023 5:19:10 PM
Data file:	C:\Chem32\1\Data\02May23\15.D	Analyst:	Brooke

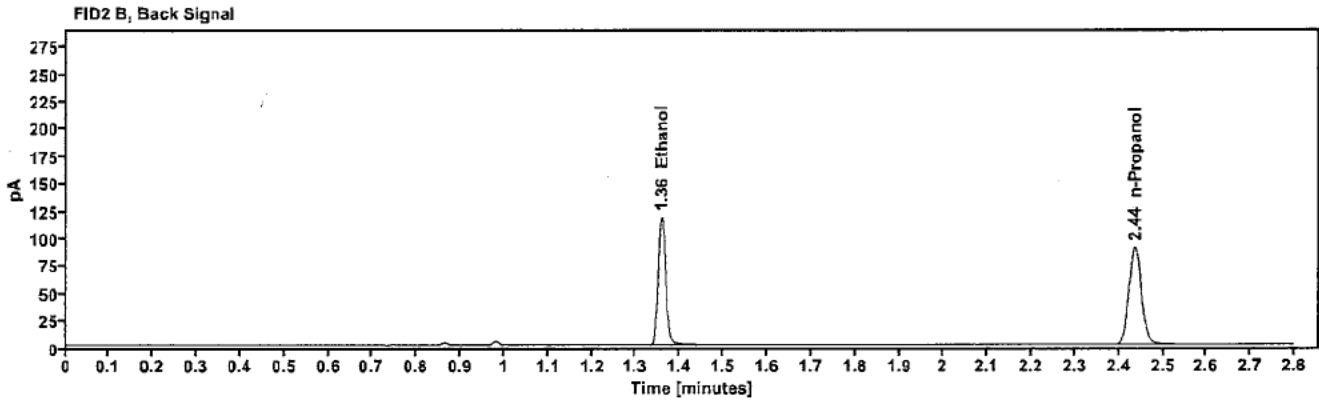
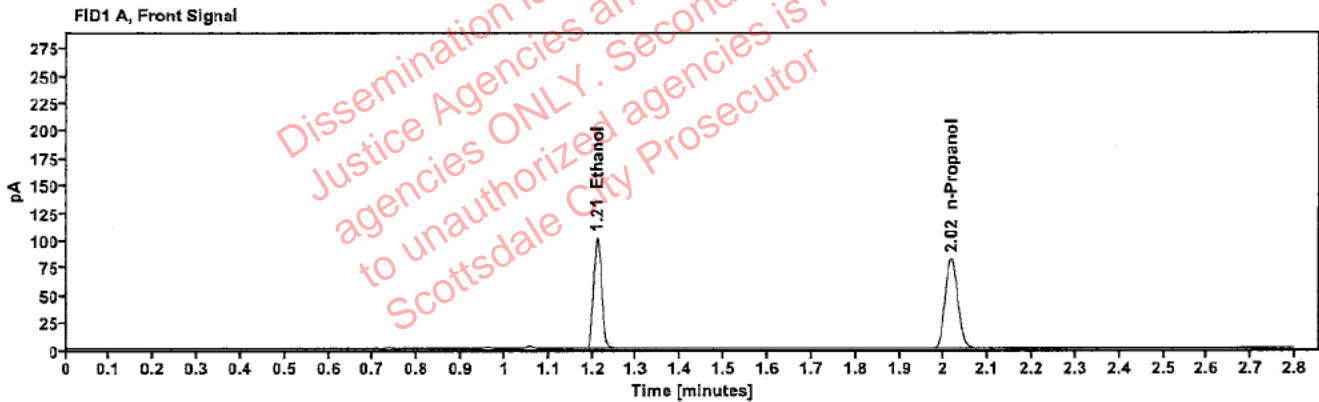


Table 1: FID 1 A (column DB-ALC1)

Compound	Amount (g/100mL)	Time (min)	Peak Area
>Ethanol	0.2041	1.210	130.132
n-Propanol	---	2.016	164.126

Table 2: FID 2 B (column DB-ALC2)

Compound	Time (min)	Peak Area
Ethanol	1.358	142.441
n-Propanol	2.436	178.220

Scottsdale Police Department Crime Lab Volatiles Analysis

Sample:	2308087-2	Vial:	16
Description:	[REDACTED]	LIMS ID:	[REDACTED]
Method:	ethanol quant.M	Sequence:	02May23
Instrument:	US14173023 CN14160045	Injection date:	5/2/2023 5:23:10 PM
Data file:	C:\Chem32\11\Data\02May23\16.D	Analyst:	Brooke

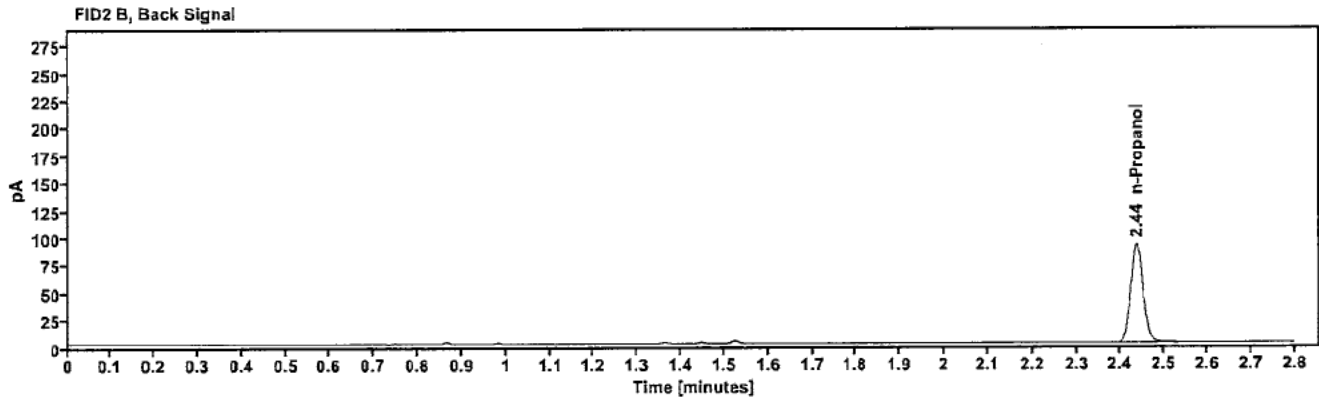
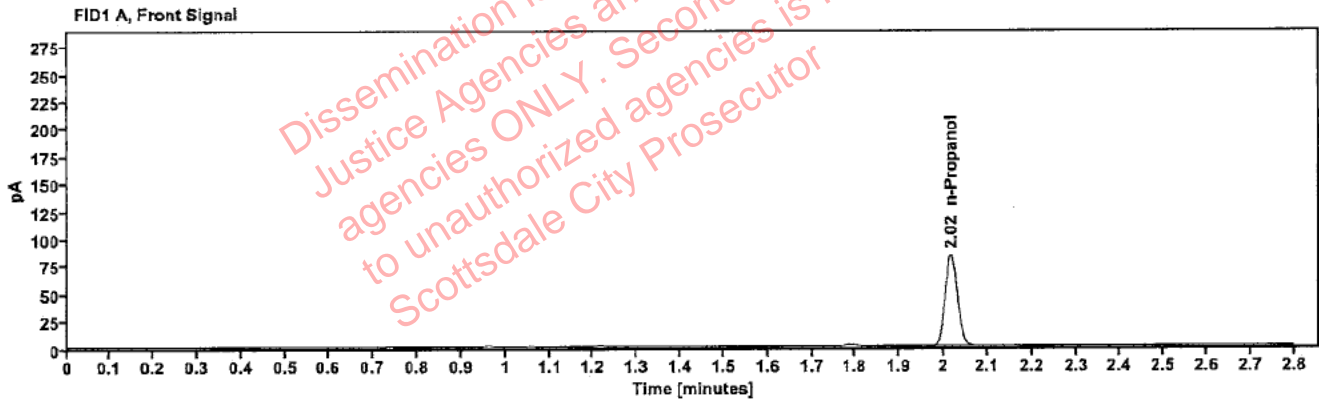


Table 1: FID 1 A (column DB-ALC1)

Compound	Amount (g/100mL)	Time (min)	Peak Area
n-Propanol	---	2.017	166.199

Table 2: FID 2 B (column DB-ALC2)

Compound	Time (min)	Peak Area
n-Propanol	2.437	180.615

: Brooke, Phillip - (03-May-2023)

Case: User: pbrooke 5/3/2023

Scottsdale Police Department Crime Lab Volatiles Analysis

Sample:	2308087-2	Vial:	17
Description:		LIMS ID:	
Method:	ethanol quant.M	Sequence:	02May23
Instrument:	US14173023 CN14160045	Injection date:	5/2/2023 5:27:11 PM
Data file:	C:\Chem32\1\Data\02May23\17.D	Analyst:	Brooke

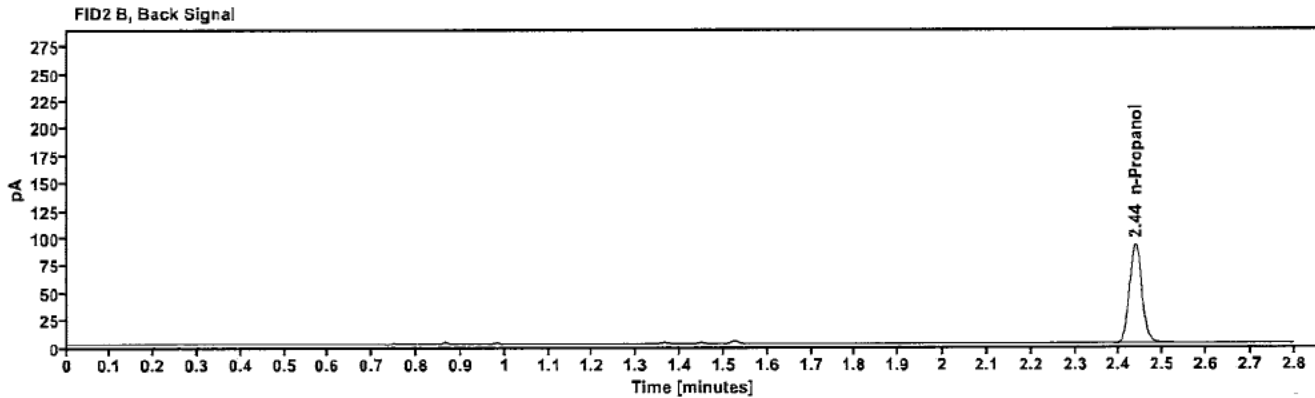
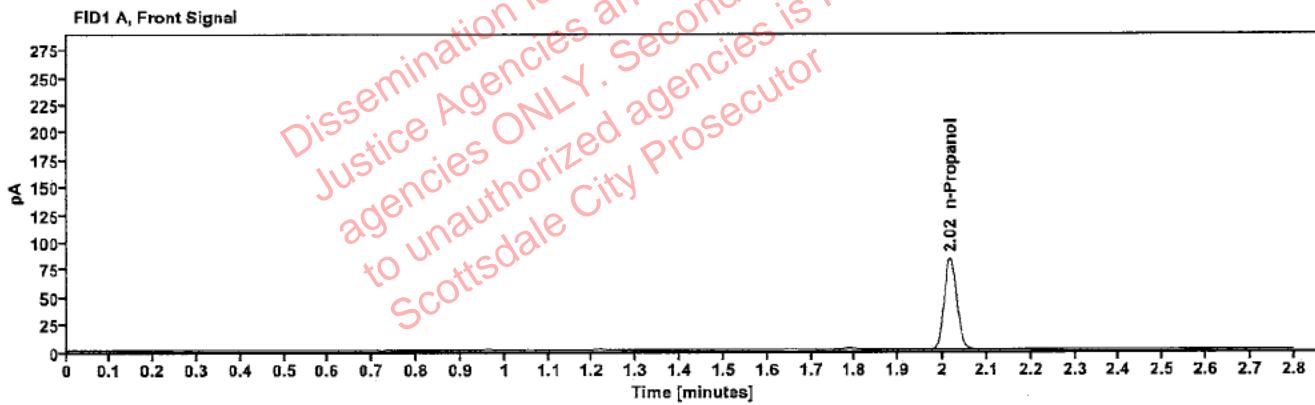


Table 1: FID 1 A (column DB-ALC1)

Compound	Amount (g/100mL)	Time (min)	Peak Area
n-Propanol	---	2.017	166.073

Table 2: FID 2 B (column DB-ALC2)

Compound	Time (min)	Peak Area
n-Propanol	2.437	180.545

: Brooke, Phillip - (03-May-2023)

Case: [REDACTED] User: pbrooke 5/3/2023

Scottsdale Police Department Crime Lab Volatiles Analysis

Sample:	2308244-1	Vial:	18
Description:	[REDACTED]	LIMS ID:	[REDACTED]
Method:	ethanol quant.M	Sequence:	02May23
Instrument:	US14173023 CN14160045	Injection date:	5/2/2023 5:31:10 PM
Data file:	C:\Chem32\1\Data\02May23\18.D	Analyst:	Brooke

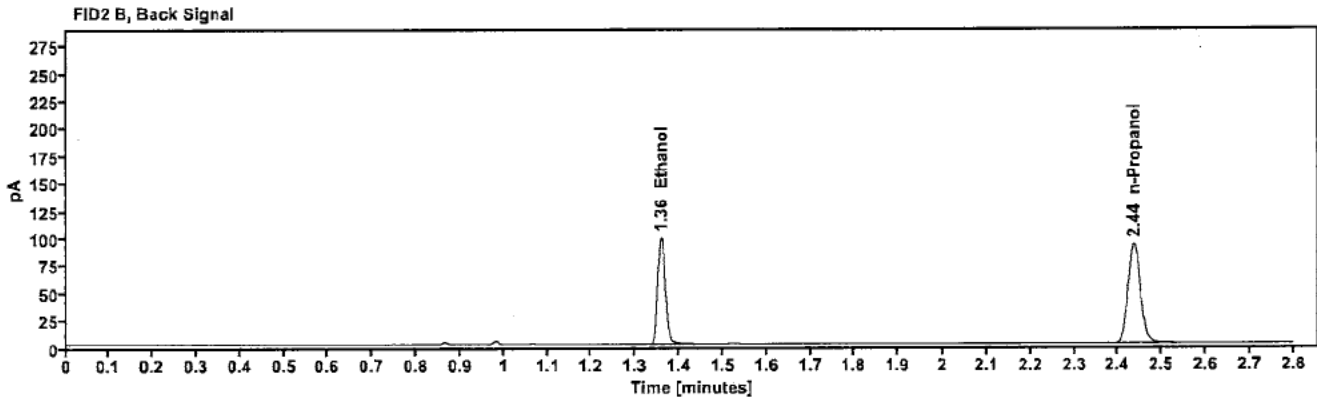
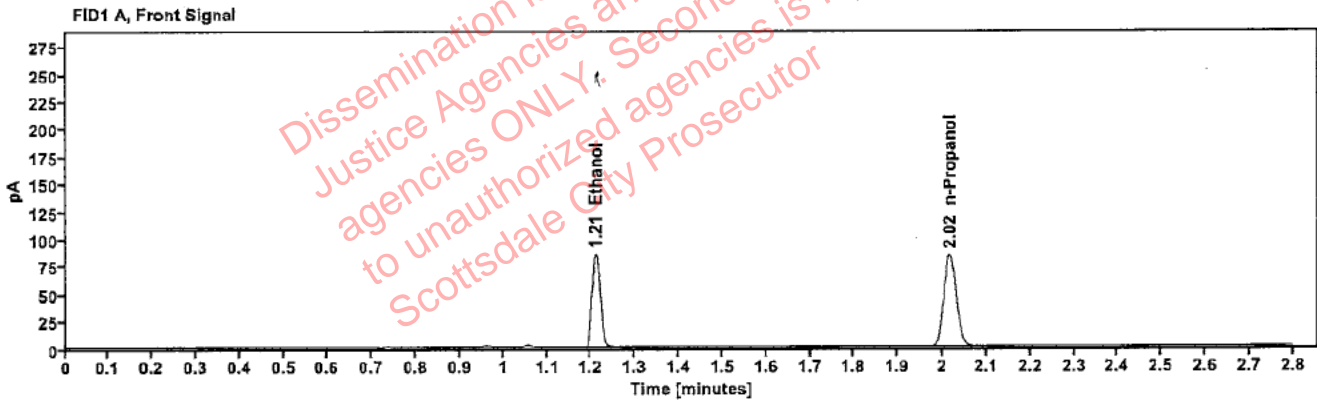


Table 1: FID 1 A (column DB-ALC1)

Compound	Amount (g/100mL)	Time (min)	Peak Area
>Ethanol	0.1682	1.211	109.061
n-Propanol	-----	2.016	167.315

Table 2: FID 2 B (column DB-ALC2)

Compound	Time (min)	Peak Area
Ethanol	1.359	119.035
n-Propanol	2.437	181.576

Scottsdale Police Department Crime Lab Volatiles Analysis

Sample:	2308244-1	Vial:	19
Description:	[REDACTED]	LIMS ID:	[REDACTED]
Method:	ethanol quant.M	Sequence:	02May23
Instrument:	US14173023 CN14160045	Injection date:	5/2/2023 5:35:25 PM
Data file:	C:\Chem32\1\Data\02May23\19.D	Analyst:	Brooke

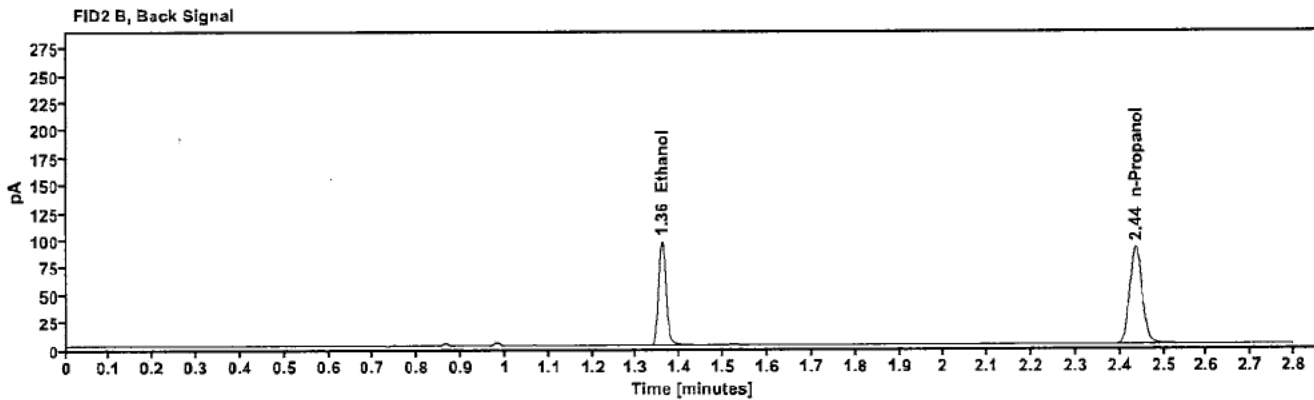
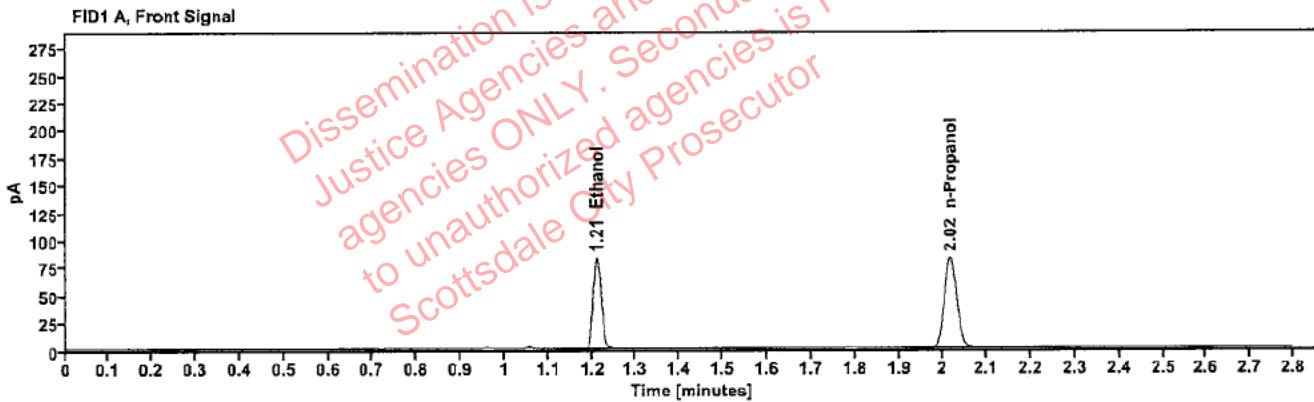


Table 1: FID 1 A (column DB-ALC1)

Compound	Amount (g/100mL)	Time (min)	Peak Area
>Ethanol	0.1674	1.211	106.306
n-Propanol	---	2.016	163.911

Table 2: FID 2 B (column DB-ALC2)

Compound	Time (min)	Peak Area
Ethanol	1.358	116.054
n-Propanol	2.436	177.816

Scottsdale Police Department Crime Lab Volatiles Analysis

Sample:	1442886	Vial:	21
Description:	[REDACTED]	LIMS ID:	[REDACTED]
Method:	ethanol quant.M	Sequence:	02May23
Instrument:	US14173023 CN14160045	Injection date:	5/2/2023 5:43:25 PM
Data file:	C:\Chem32\1\Data\02May23\21.D	Analyst:	Brooke

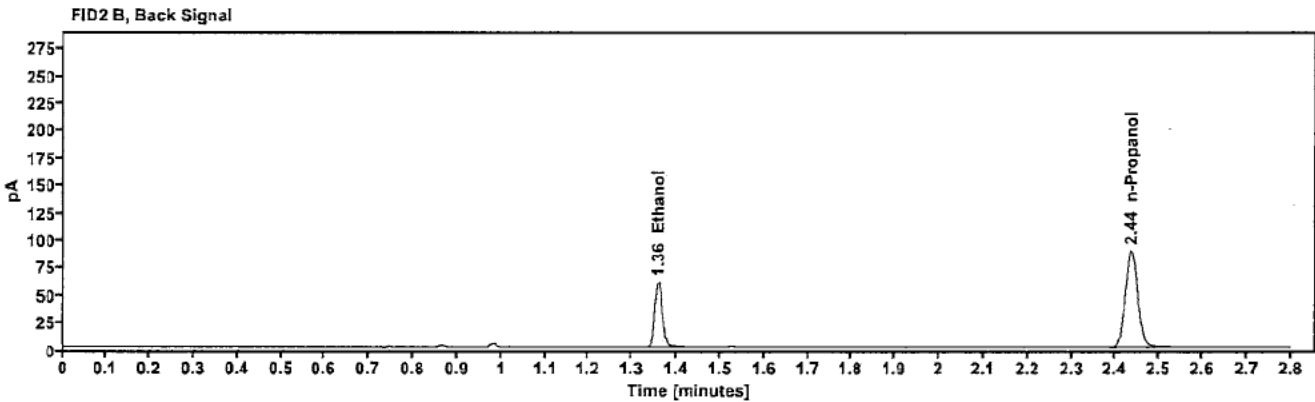
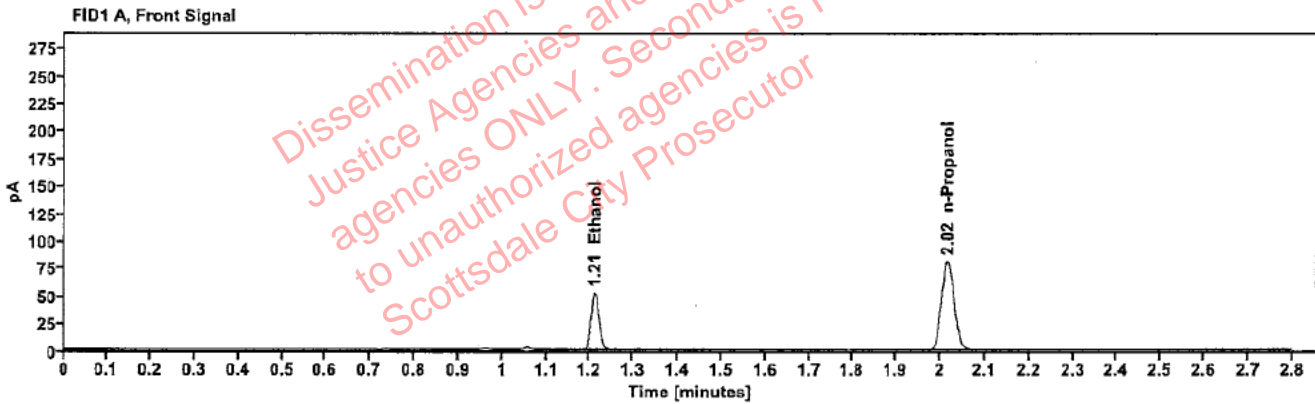


Table 1: FID 1 A (column DB-ALC1)

Compound	Amount (g/100mL)	Time (min)	Peak Area
>Ethanol	0.1076	1.211	66.904
n-Propanol	---	2.016	161.720

Table 2: FID 2 B (column DB-ALC2)

Compound	Time (min)	Peak Area
Ethanol	1.359	72.920
n-Propanol	2.436	175.689

Scottsdale Police Department Crime Lab Volatiles Analysis

Sample:	1442886	Vial:	22
Description:	██████████	LIMS ID:	██████████
Method:	ethanol quant.M	Sequence:	02May23
Instrument:	US14173023 CN14160045	Injection date:	5/2/2023 5:47:26 PM
Data file:	C:\Chem32\1\Data\02May23\22.D	Analyst:	Brooke

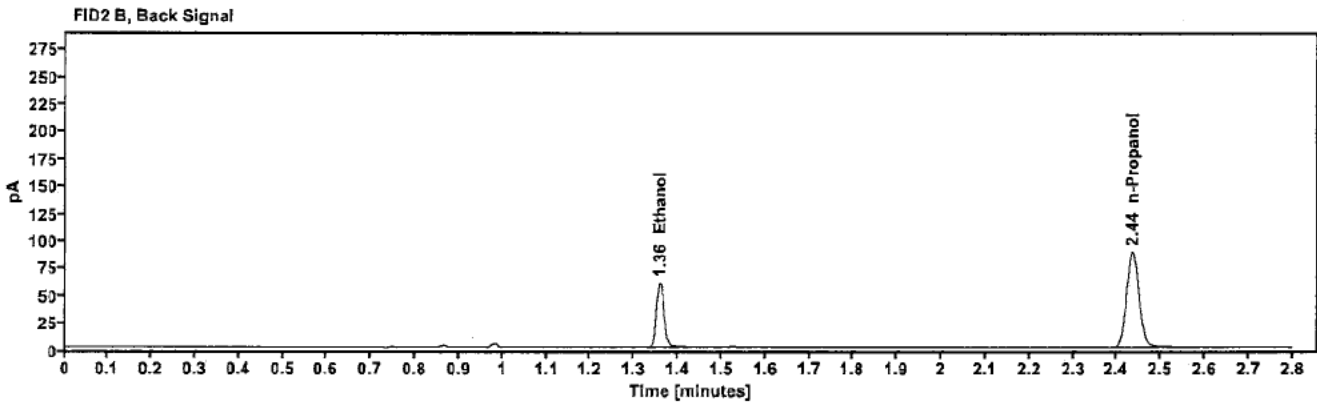
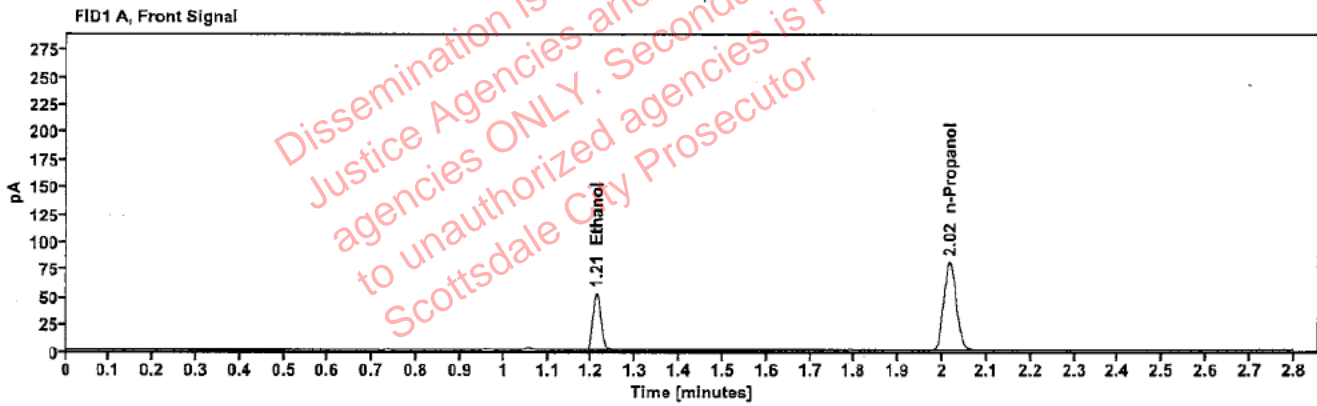


Table 1: FID 1 A (column DB-ALC1)

Compound	Amount (g/100mL)	Time (min)	Peak Area
>Ethanol	0.1073	1.211	66.432
n-Propanol	—	2.016	161.148

Table 2: FID 2 B (column DB-ALC2)

Compound	Time (min)	Peak Area
Ethanol	1.358	72.387
n-Propanol	2.436	175.195

[REDACTED]: Brooke, Phillip - (03-May-2023)

Case: [REDACTED] User: pbrooke 5/3/2023

Scottsdale Police Department Crime Lab Volatiles Analysis

Sample:	2308383-1	Vial:	23
Description:	[REDACTED]	LIMS ID:	[REDACTED]
Method:	ethanol quant.M	Sequence:	02May23
Instrument:	US14173023 CN14160045	Injection date:	5/2/2023 5:51:25 PM
Data file:	C:\Chem32\1\Data\02May23\23.D	Analyst:	Brooke

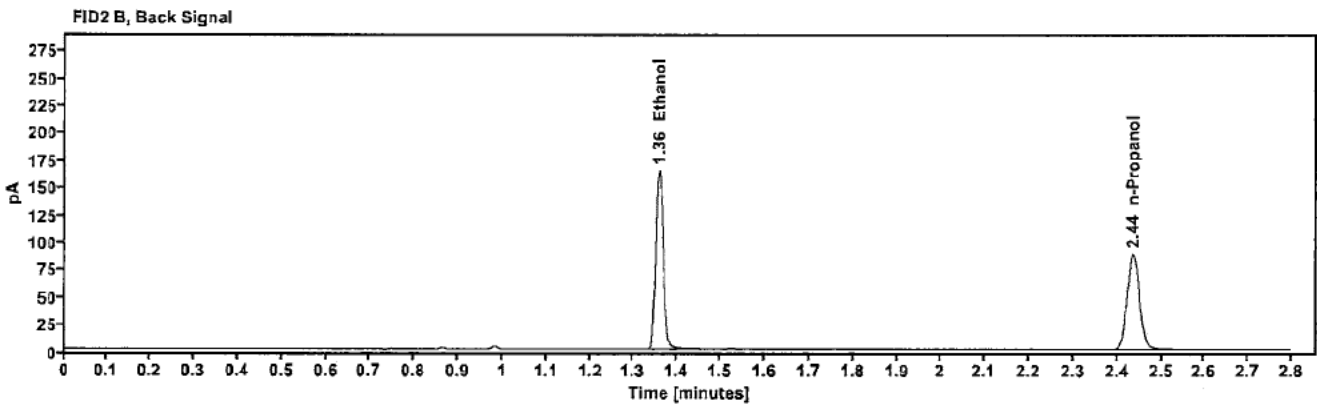
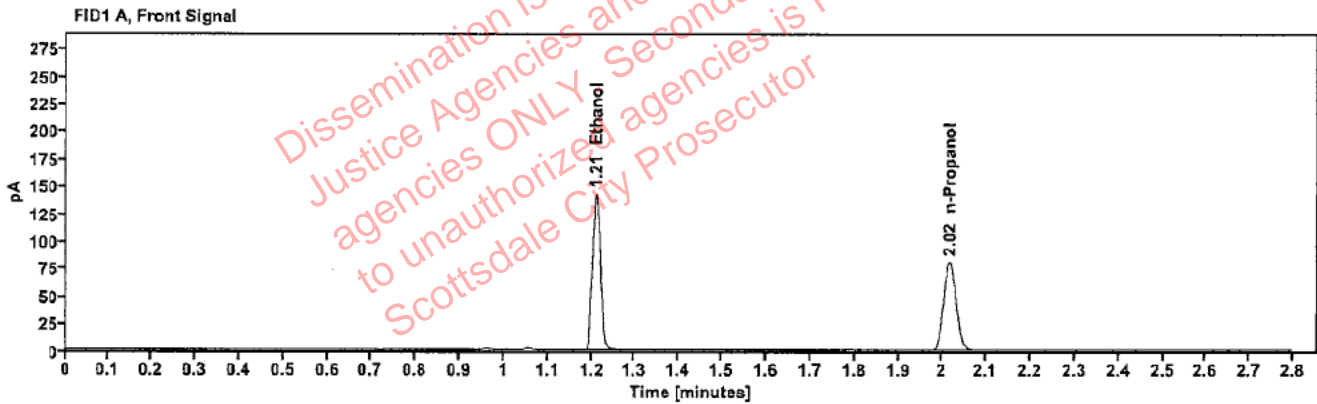


Table 1: FID 1 A (column DB-ALC1)

Compound	Amount (g/100mL)	Time (min)	Peak Area
>Ethanol	0.2904	1.210	182.019
n-Propanol	---	2.016	160.787

Table 2: FID 2 B (column DB-ALC2)

Compound	Time (min)	Peak Area
Ethanol	1.358	199.664
n-Propanol	2.436	174.461

[REDACTED]: Brooke, Phillip - (03-May-2023)

Case: [REDACTED] User: pbrooke 5/3/2023

Scottsdale Police Department Crime Lab Volatiles Analysis

Sample:	2308383-1	Vial:	24
Description:	[REDACTED]	LIMS ID:	[REDACTED]
Method:	ethanol quant.M	Sequence:	02May23
Instrument:	US14173023 CN14160045	Injection date:	5/2/2023 5:55:26 PM
Data file:	C:\Chem32\1\Data\02May23\24.D	Analyst:	Brooke

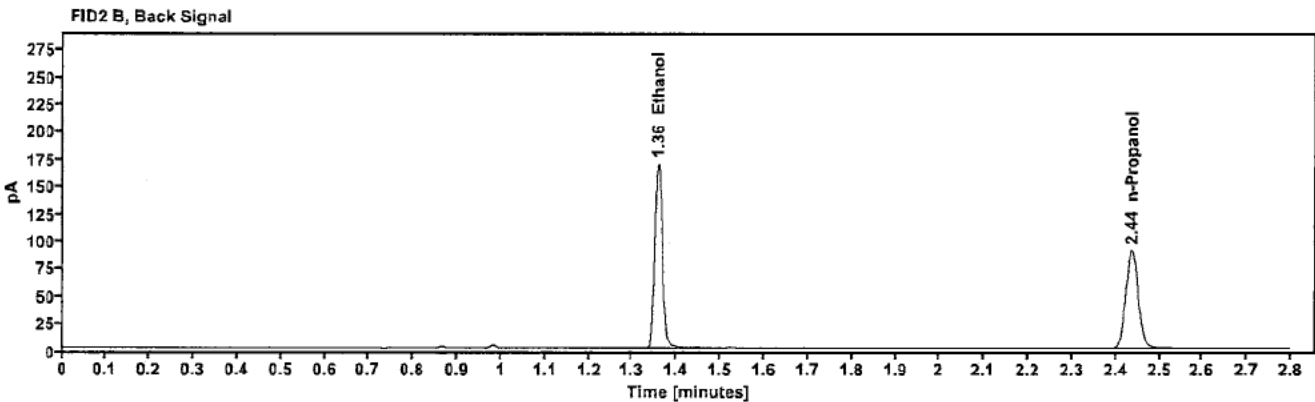
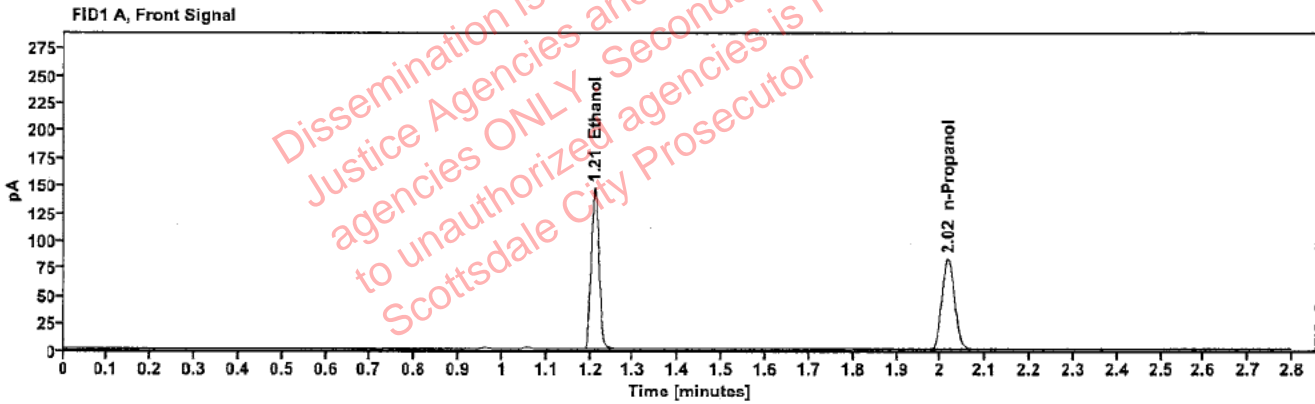


Table 1: FID 1 A (column DB-ALC1)

Compound	Amount (g/100mL)	Time (min)	Peak Area
>Ethanol	0.2928	1.210	187.789
n-Propanol	---	2.016	164.510

Table 2: FID 2 B (column DB-ALC2)

Compound	Time (min)	Peak Area
Ethanol	1.358	206.098
n-Propanol	2.436	178.400

[REDACTED]: Brooke, Phillip - (03-May-2023)

Case: [REDACTED] User: pbrooke 5/3/2023

Scottsdale Police Department Crime Lab Volatiles Analysis

Sample:	2308329-2	Vial:	25
Description:	[REDACTED]	LIMS ID:	[REDACTED]
Method:	ethanol quant.M	Sequence:	02May23
Instrument:	US14173023 CN14160045	Injection date:	5/2/2023 5:59:41 PM
Data file:	C:\Chem32\1\Data\02May23\25.D	Analyst:	Brooke

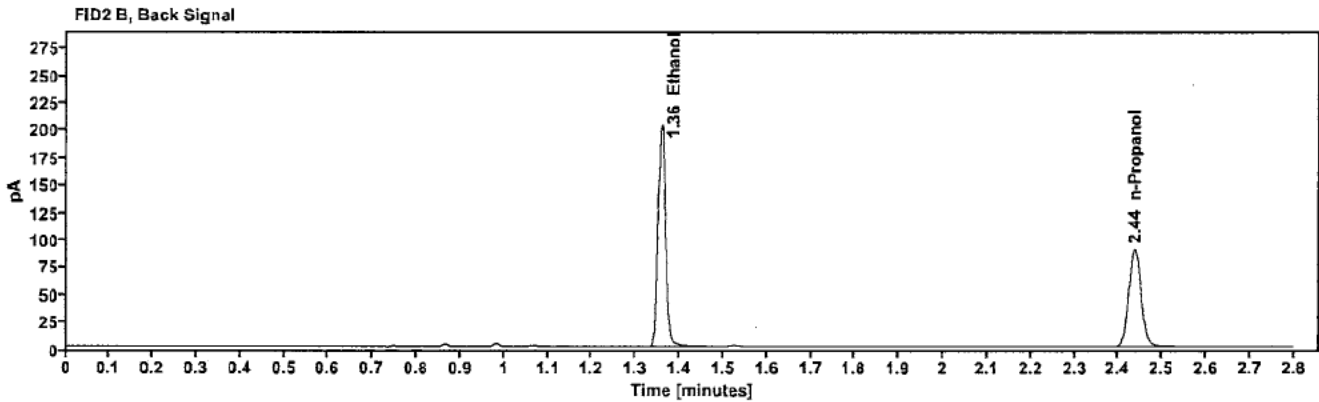
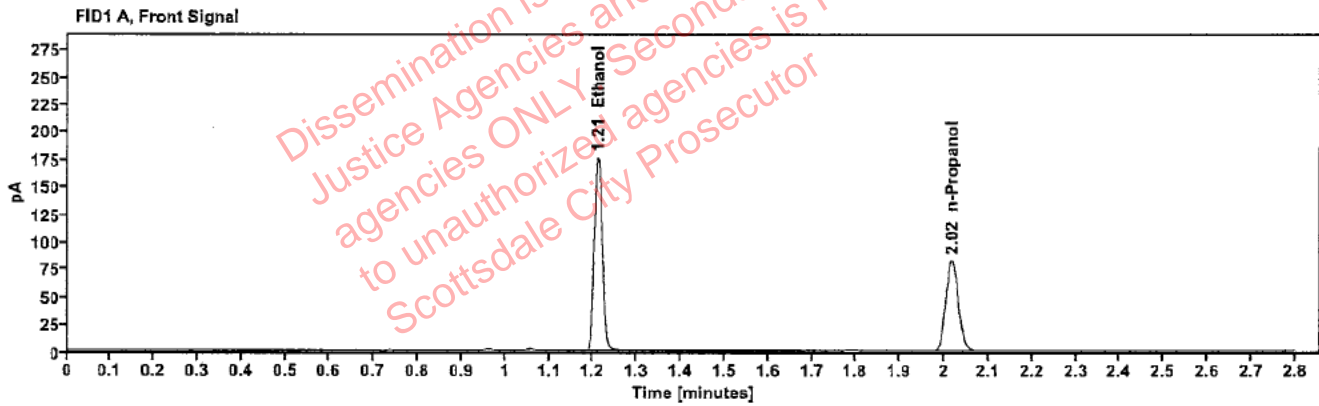


Table 1: FID 1 A (column DB-ALC1)

Compound	Amount (g/100mL)	Time (min)	Peak Area
>Ethanol	0.3512	1.210	225.110
n-Propanol	-----	2.017	164.186

Table 2: FID 2 B (column DB-ALC2)

Compound	Time (min)	Peak Area
Ethanol	1.359	246.897
n-Propanol	2.437	178.018

[REDACTED]: Brooke, Phillip - (03-May-2023)

Case: [REDACTED] User: pbrooke 5/3/2023

Scottsdale Police Department Crime Lab Volatiles Analysis

Sample:	2308329-2	Vial:	26
Description:	[REDACTED]	LIMS ID:	[REDACTED]
Method:	ethanol quant.M	Sequence:	02May23
Instrument:	US14173023 CN14160045	Injection date:	5/2/2023 6:03:41 PM
Data file:	C:\Chem32\1\Data\02May23\26.D	Analyst:	Brooke

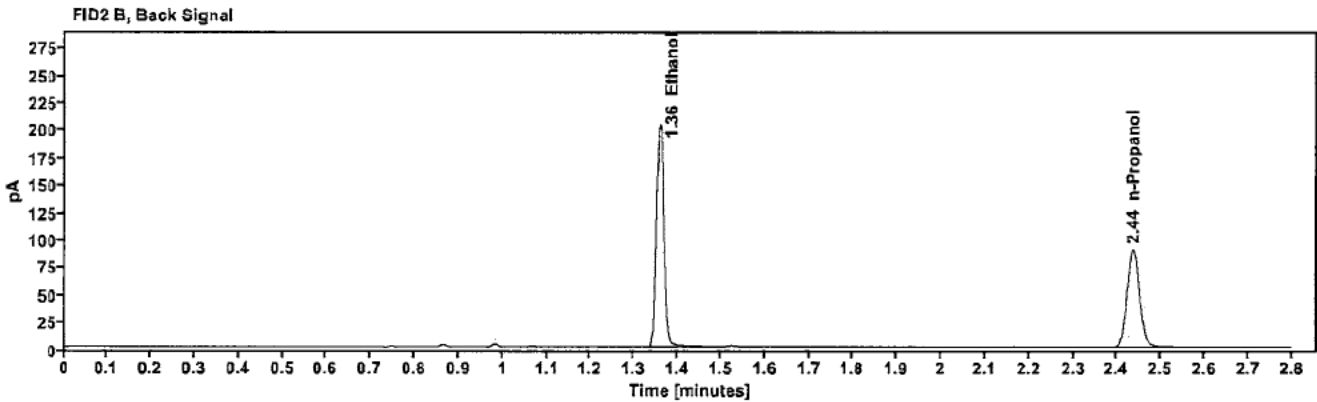
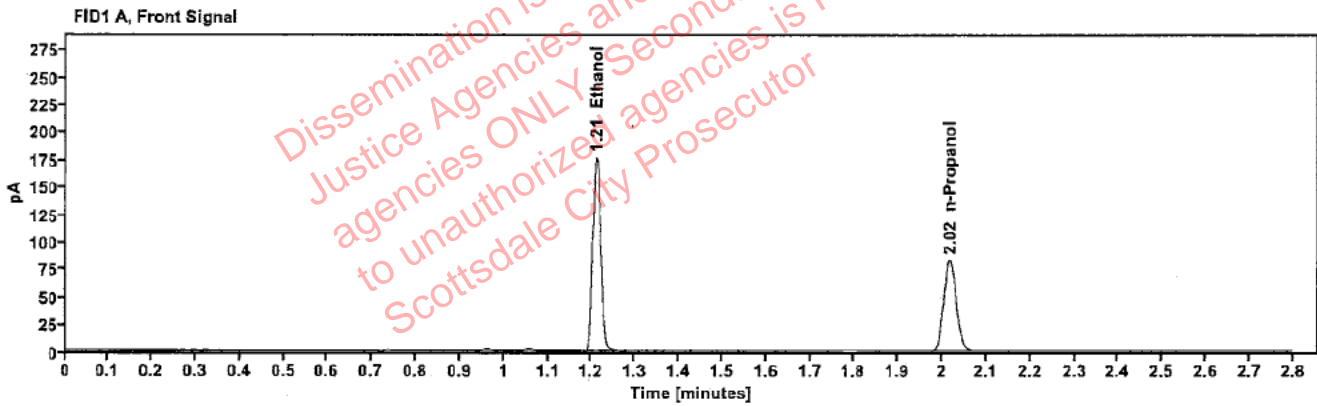


Table 1: FID 1 A (column DB-ALC1)

Compound	Amount (g/100mL)	Time (min)	Peak Area
>Ethanol	0.3502	1.210	225.193
n-Propanol	-----	2.017	164.688

Table 2: FID 2 B (column DB-ALC2)

Compound	Time (min)	Peak Area
Ethanol	1.358	247.381
n-Propanol	2.437	178.576

[REDACTED]: Brooke, Phillip - (03-May-2023)

Case: [REDACTED] User: pbrooke 5/3/2023

Scottsdale Police Department Crime Lab Volatiles Analysis

Sample:	2308488-2	Vial:	27
Description:	[REDACTED]	LIMS ID:	[REDACTED]
Method:	ethanol quant.M	Sequence:	02May23
Instrument:	US14173023 CN14160045	Injection date:	5/2/2023 6:07:40 PM
Data file:	C:\Chem32\1\Data\02May23\27.D	Analyst:	Brooke

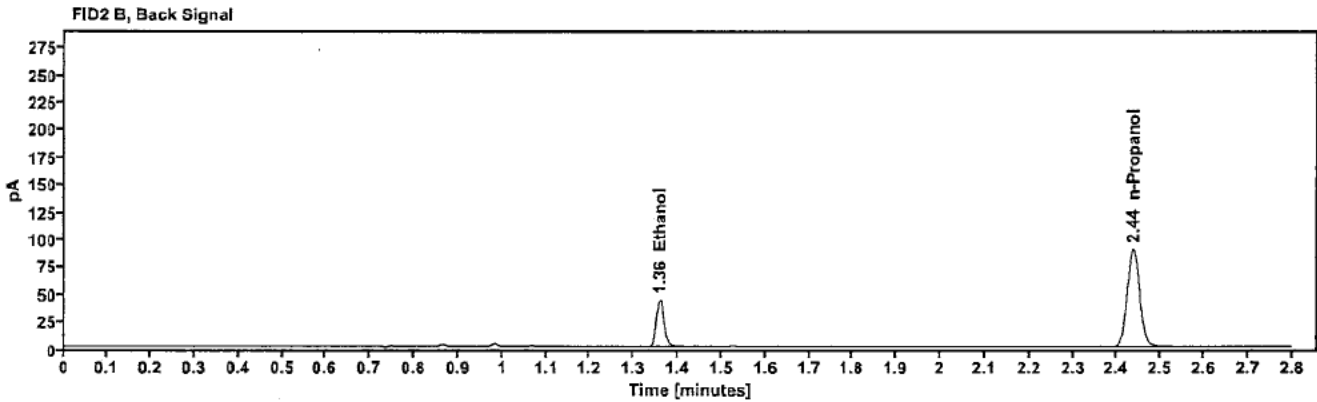
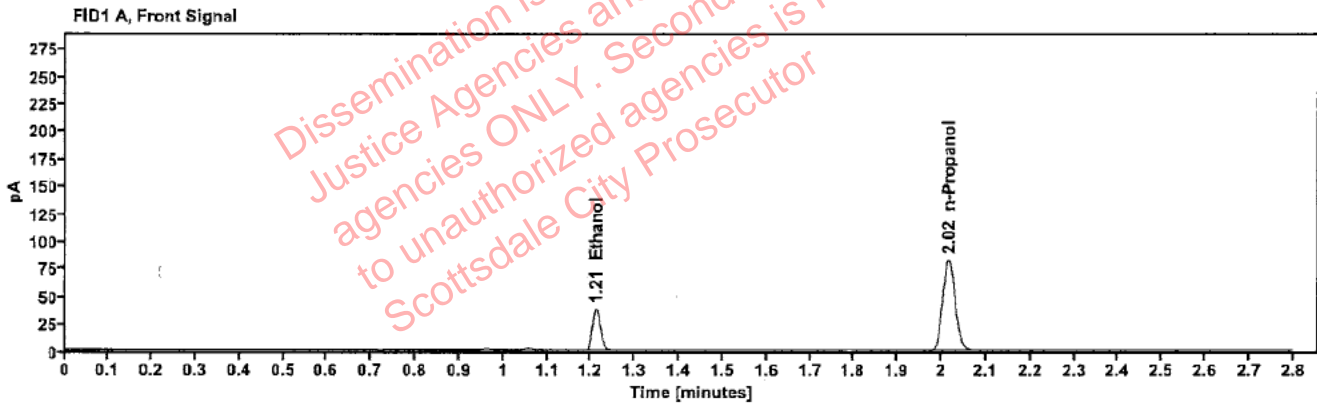


Table 1: FID 1 A (column DB-ALC1)

Compound	Amount (g/100mL)	Time (min)	Peak Area
>Ethanol	0.0769	1.211	48.179
n-Propanol	-----	2.016	164.444

Table 2: FID 2 B (column DB-ALC2)

Compound	Time (min)	Peak Area
Ethanol	1.359	52.418
n-Propanol	2.436	178.622

Scottsdale Police Department Crime Lab Volatiles Analysis

Sample:	2308488-2	Vial:	28
Description:		LIMS ID:	
Method:	ethanol quant.M	Sequence:	02May23
Instrument:	US14173023 CN14160045	Injection date:	5/2/2023 6:11:40 PM
Data file:	C:\Chem32\1\Data\02May23\28.D	Analyst:	Brooke

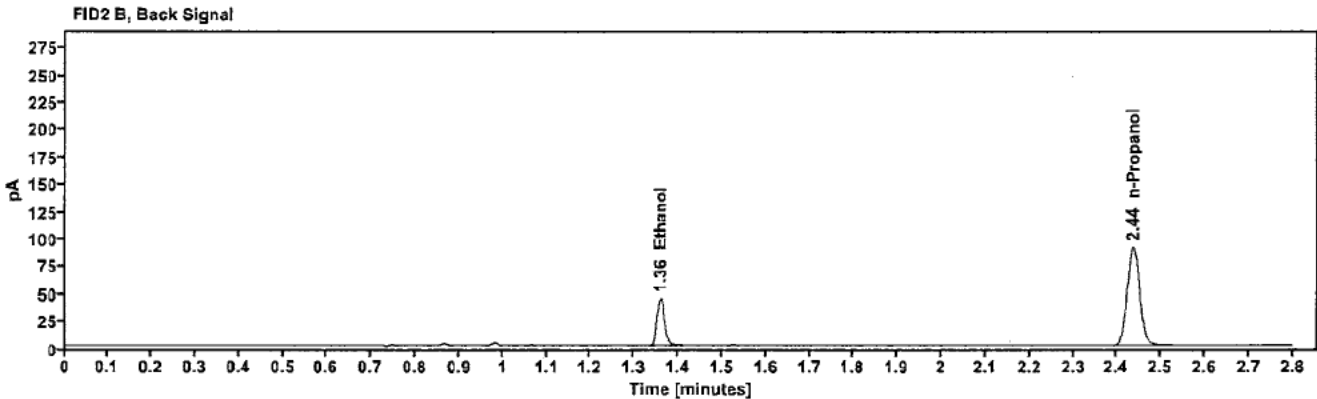
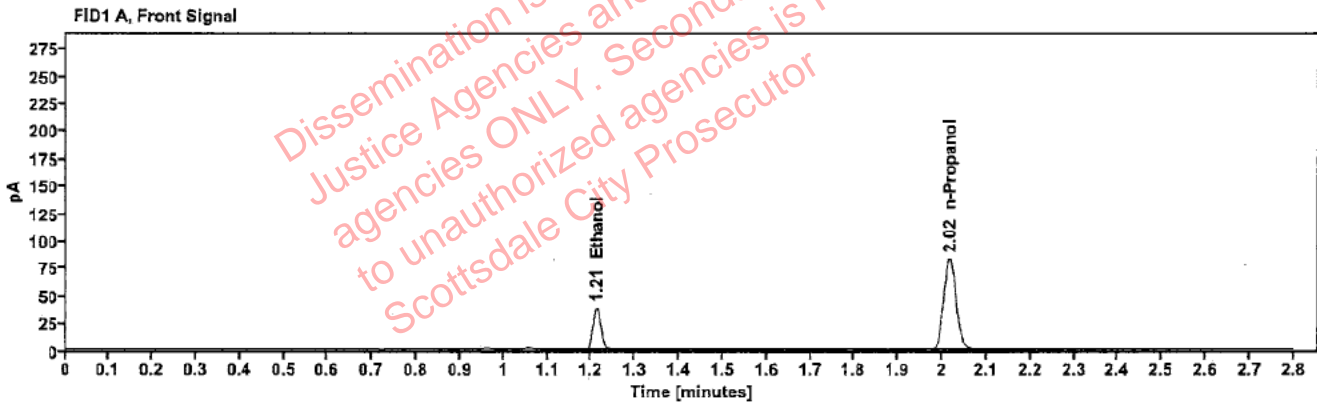


Table 1: FID 1 A (column DB-ALC1)

Compound	Amount (g/100mL)	Time (min)	Peak Area
>Ethanol	0.0777	1.212	48.980
n-Propanol	-----	2.017	165.543

Table 2: FID 2 B (column DB-ALC2)

Compound	Time (min)	Peak Area
Ethanol	1.359	53.291
n-Propanol	2.437	179.901

Scottsdale Police Department Crime Lab Volatiles Analysis

Sample:	2308331-3	Vial:	29
Description:		LIMS ID:	
Method:	ethanol quant.M	Sequence:	02May23
Instrument:	US14173023 CN14160045	Injection date:	5/2/2023 6:15:41 PM
Data file:	C:\Chem32\1\Data\02May23\29.D	Analyst:	Brooke

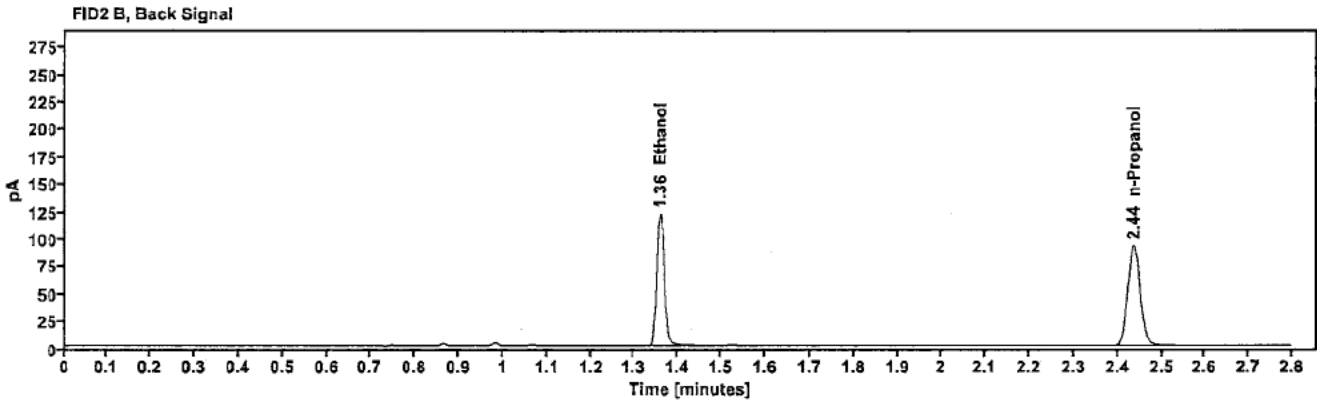
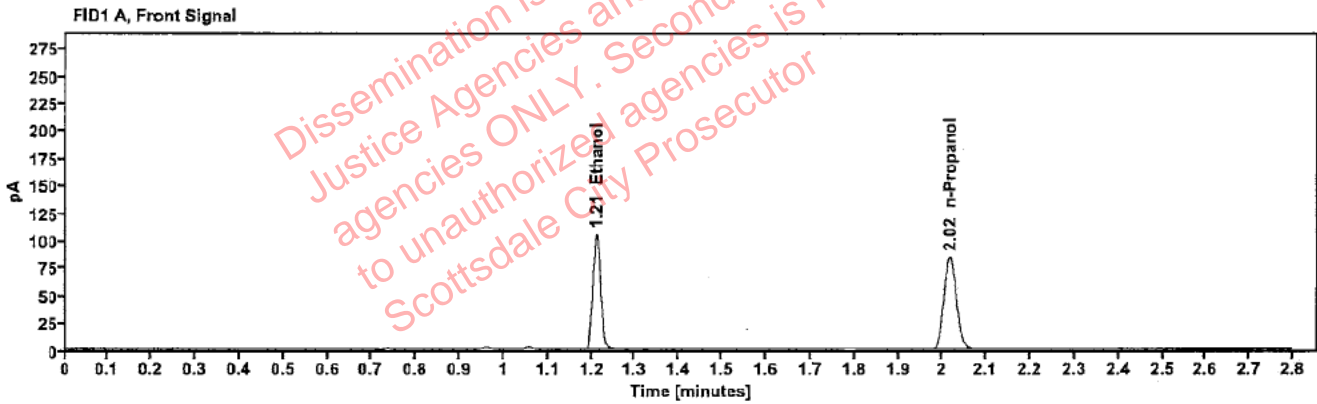


Table 1: FID 1 A (column DB-ALC1)

Compound	Amount (g/100mL)	Time (min)	Peak Area
>Ethanol	0.2062	1.211	134.475
n-Propanol	---	2.016	167.894

Table 2: FID 2 B (column DB-ALC2)

Compound	Time (min)	Peak Area
Ethanol	1.359	147.204
n-Propanol	2.436	182.290

Scottsdale Police Department Crime Lab Volatiles Analysis

Sample:	2308331-3	Vial:	30
Description:	██████████	LIMS ID:	██████████
Method:	ethanol quant.M	Sequence:	02May23
Instrument:	US14173023 CN14160045	Injection date:	5/2/2023 6:19:41 PM
Data file:	C:\Chem32\1\Data\02May23\30.D	Analyst:	Brooke

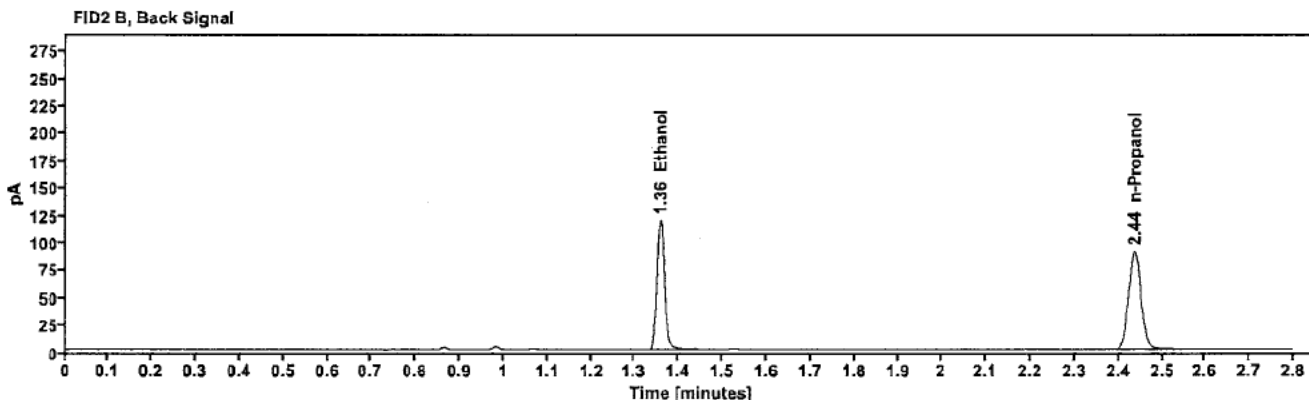
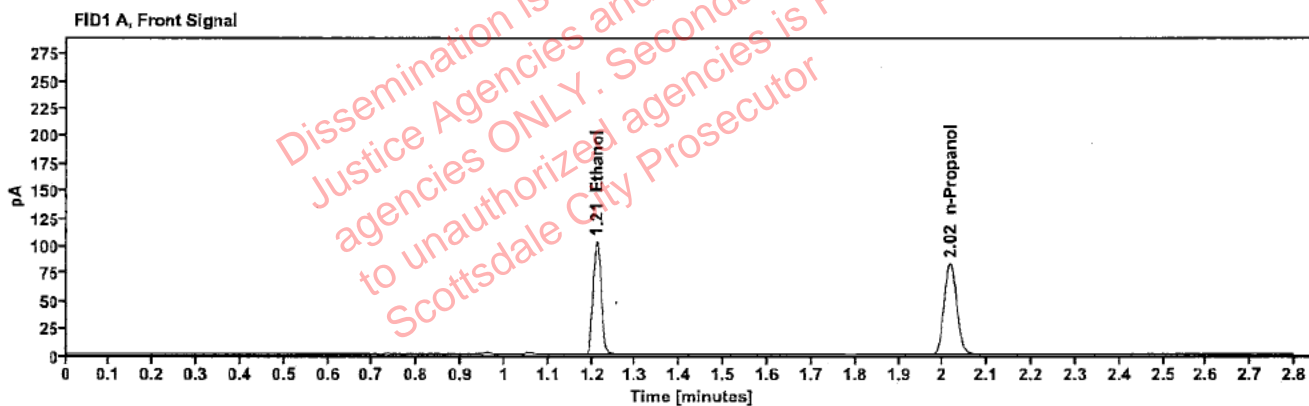


Table 1: FID 1 A (column DB-ALC1)

Compound	Amount (g/100mL)	Time (min)	Peak Area
>Ethanol	0.2055	1.211	131.534
n-Propanol	---	2.016	164.749

Table 2: FID 2 B (column DB-ALC2)

Compound	Time (min)	Peak Area
Ethanol	1.358	143.859
n-Propanol	2.436	178.886

Scottsdale Police Department Crime Lab Volatiles Analysis

Sample:	2308475-1	Vial:	32
Description:	██████████	LIMS ID:	██████████
Method:	ethanol quant.M	Sequence:	02May23
Instrument:	US14173023 CN14160045	Injection date:	5/2/2023 6:27:55 PM
Data file:	C:\Chem32\1\Data\02May23\32.D	Analyst:	Brooke

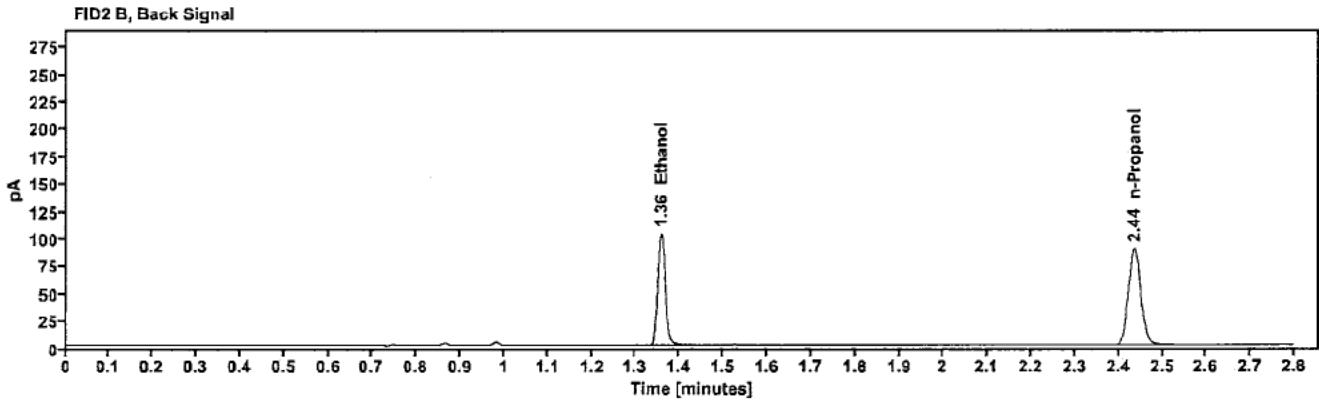
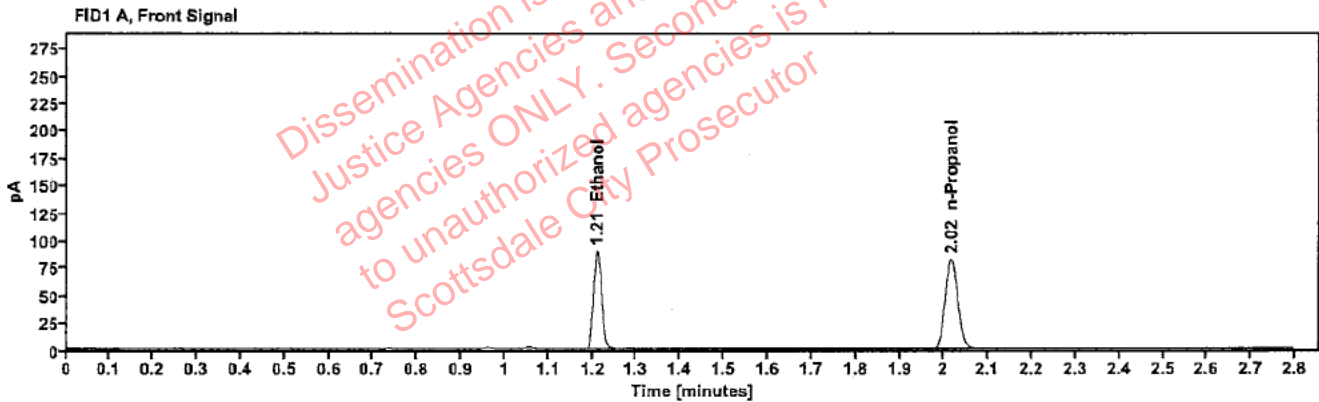


Table 1: FID 1 A (column DB-ALC1)

Compound	Amount (g/100mL)	Time (min)	Peak Area
>Ethanol	0.1811	1.210	114.773
n-Propanol	-----	2.016	163.413

Table 2: FID 2 B (column DB-ALC2)

Compound	Time (min)	Peak Area
Ethanol	1.358	125.438
n-Propanol	2.436	177.277

Scottsdale Police Department Crime Lab Volatiles Analysis

Sample:	2308475-1	Vial:	33
Description:	[REDACTED]	LIMS ID:	[REDACTED]
Method:	ethanol quant.M	Sequence:	02May23
Instrument:	US14173023 CN14160045	Injection date:	5/2/2023 6:31:55 PM
Data file:	C:\Chem32\1\Data\02May23\33.D	Analyst:	Brooke

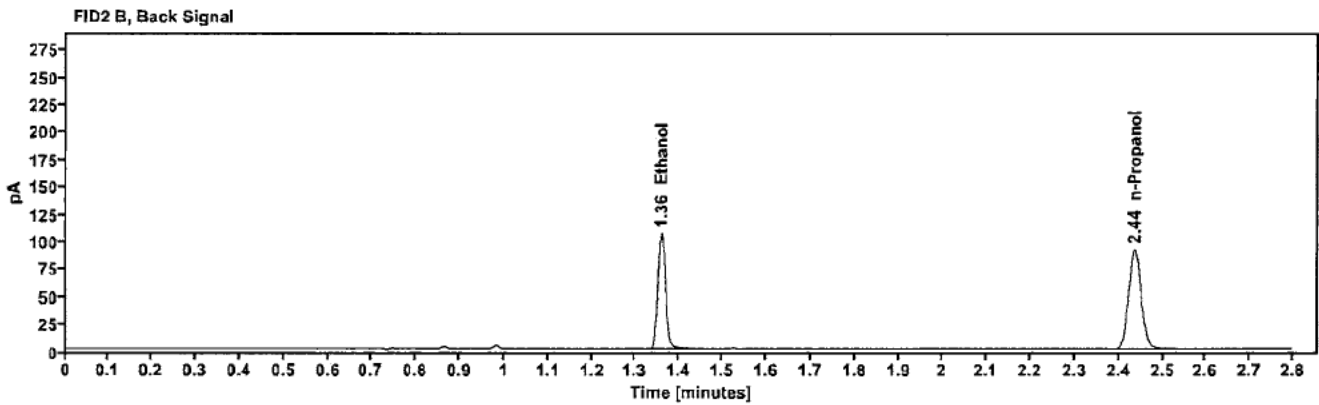
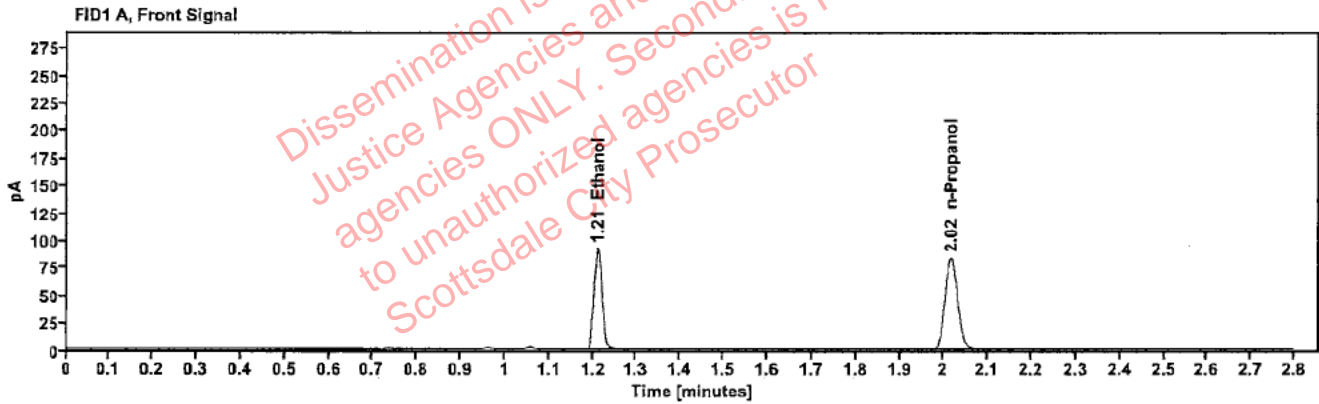


Table 1: FID 1 A (column DB-ALC1)

Compound	Amount (g/100mL)	Time (min)	Peak Area
>Ethanol	0.1820	1.211	117.587
n-Propanol	---	2.016	166.591

Table 2: FID 2 B (column DB-ALC2)

Compound	Time (min)	Peak Area
Ethanol	1.358	128.640
n-Propanol	2.436	180.776

[REDACTED]: Brooke, Phillip - (03-May-2023)

Case: [REDACTED] User: pbrooke 5/3/2023

Scottsdale Police Department Crime Lab Volatiles Analysis

Sample:	2308486-2	Vial:	34
Description:	[REDACTED]	LIMS ID:	[REDACTED]
Method:	ethanol quant.M	Sequence:	02May23
Instrument:	US14173023 CN14160045	Injection date:	5/2/2023 6:35:56 PM
Data file:	C:\Chem32\1\Data\02May23\34.D	Analyst:	Brooke

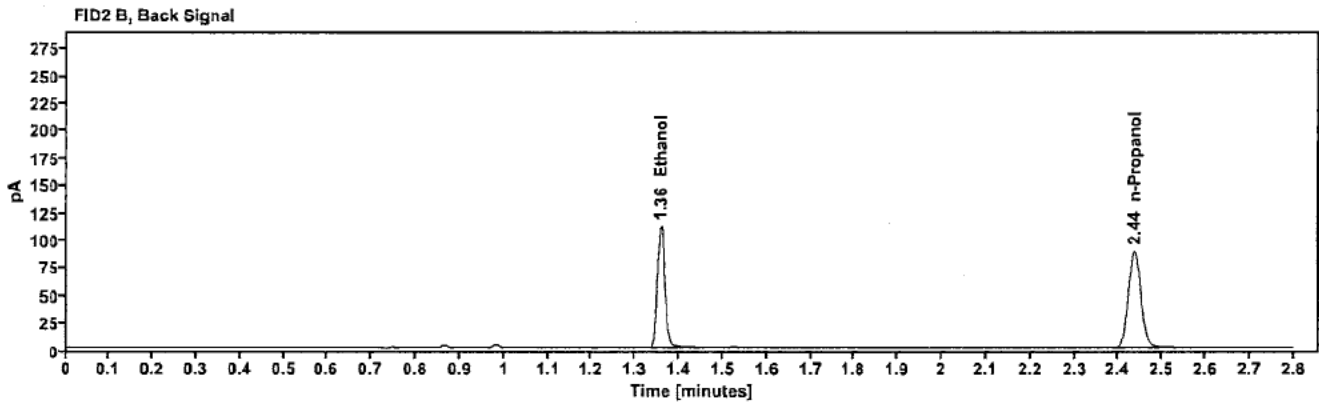
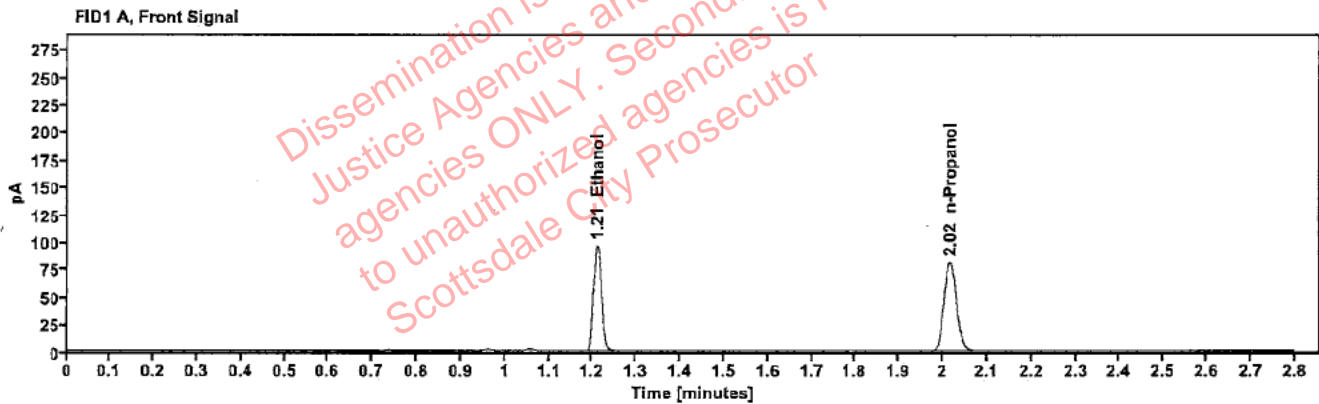


Table 1: FID 1 A (column DB-ALC1)

Compound	Amount (g/100mL)	Time (min)	Peak Area
>Ethanol	0.1956	1.210	123.349
n-Propanol	-----	2.016	162.387

Table 2: FID 2 B (column DB-ALC2)

Compound	Time (min)	Peak Area
Ethanol	1.358	134.804
n-Propanol	2.436	176.164

[REDACTED]: Brooke, Phillip - (03-May-2023)

Case: [REDACTED] User: pbrooke 5/3/2023

Scottsdale Police Department Crime Lab Volatiles Analysis

Sample:	2308486-2	Vial:	35
Description:	[REDACTED]	LIMS ID:	[REDACTED]
Method:	ethanol quant.M	Sequence:	02May23
Instrument:	US14173023 CN14160045	Injection date:	5/2/2023 6:39:55 PM
Data file:	C:\Chem32\1\Data\02May23\35.D	Analyst:	Brooke

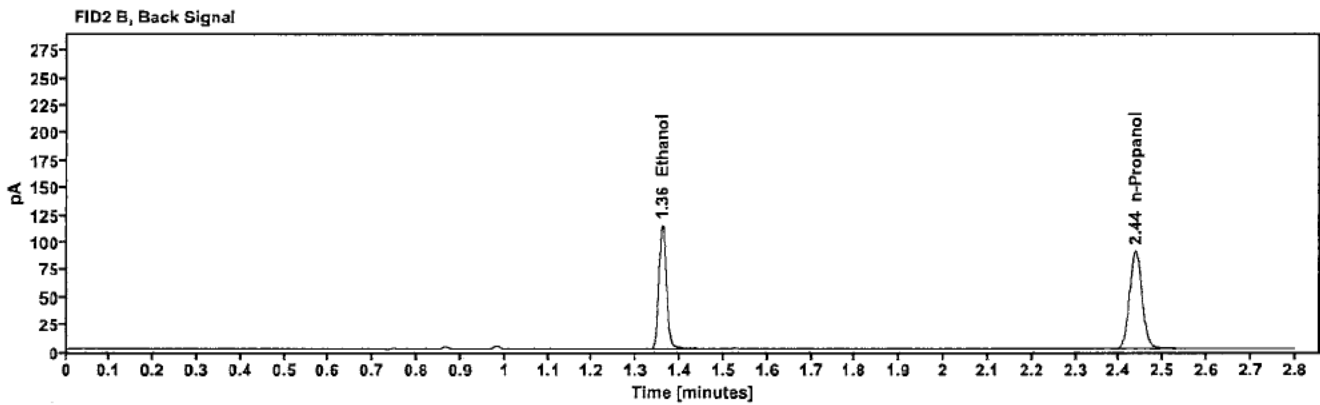
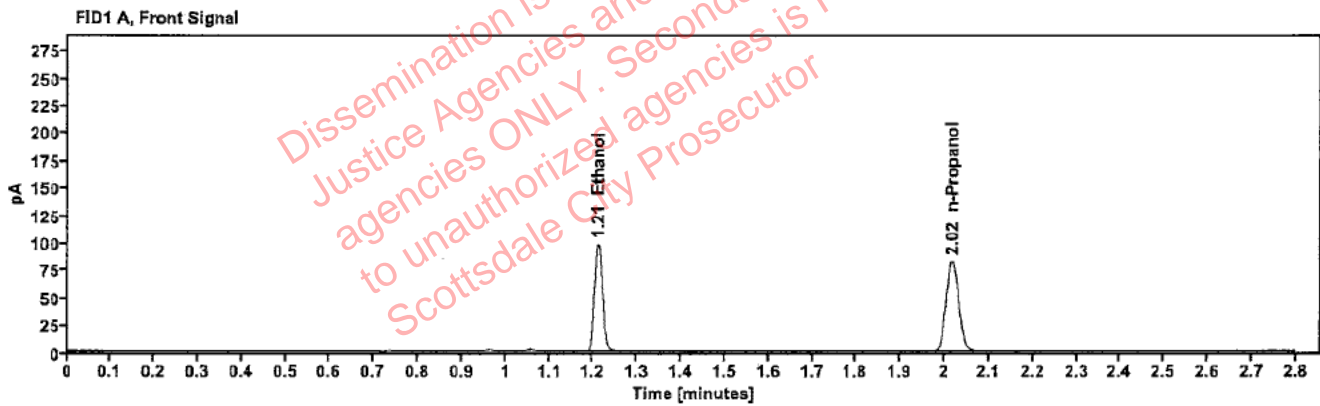


Table 1: FID 1 A (column DB-ALC1)

Compound	Amount (g/100mL)	Time (min)	Peak Area
>Ethanol	0.1970	1.211	125.828
n-Propanol	—	2.017	164.497

Table 2: FID 2 B (column DB-ALC2)

Compound	Time (min)	Peak Area
Ethanol	1.359	137.710
n-Propanol	2.437	178.530

Scottsdale Police Department Crime Lab Volatiles Analysis

Sample:	2308604-3	Vial:	36
Description:	[REDACTED]	LIMS ID:	[REDACTED]
Method:	ethanol quant.M	Sequence:	02May23
Instrument:	US14173023 CN14160045	Injection date:	5/2/2023 6:43:56 PM
Data file:	C:\Chem32\1\Data\02May23\36.D	Analyst:	Brooke

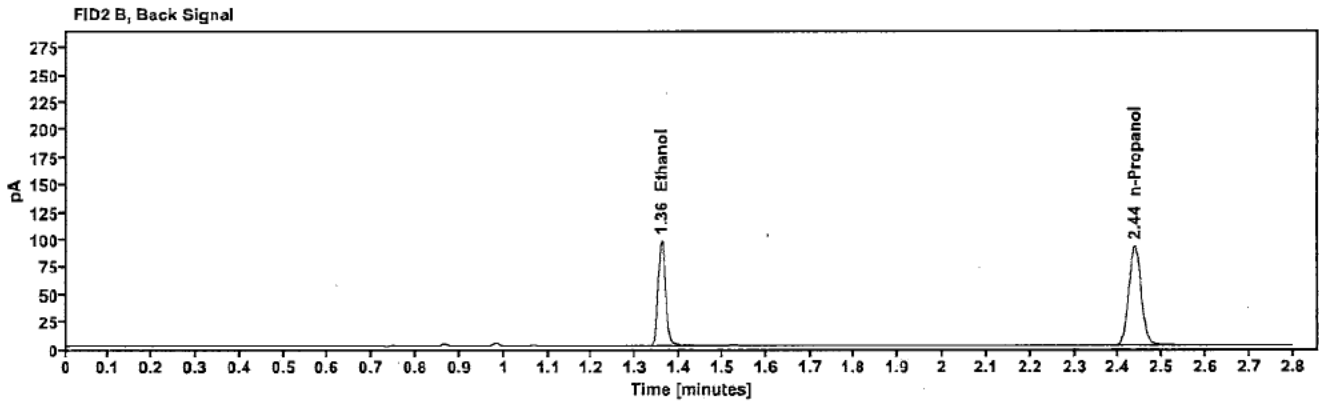
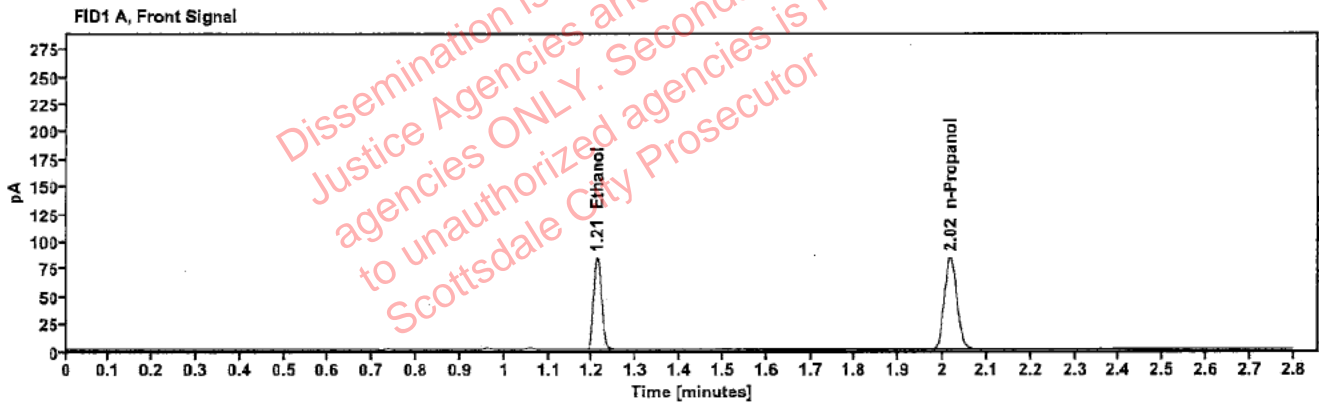


Table 1: FID 1 A (column DB-ALC1)

Compound	Amount (g/100mL)	Time (min)	Peak Area
>Ethanol	0.1657	1.211	107.600
n-Propanol	---	2.017	167.620

Table 2: FID 2 B (column DB-ALC2)

Compound	Time (min)	Peak Area
Ethanol	1.359	117.551
n-Propanol	2.437	182.162

Scottsdale Police Department Crime Lab Volatiles Analysis

Sample:	2308604-3	Vial:	37
Description:	██████████	LIMS ID:	██████████
Method:	ethanol quant.M	Sequence:	02May23
Instrument:	US14173023 CN14160045	Injection date:	5/2/2023 6:48:11 PM
Data file:	C:\Chem32\1\Data\02May23\37.D	Analyst:	Brooke

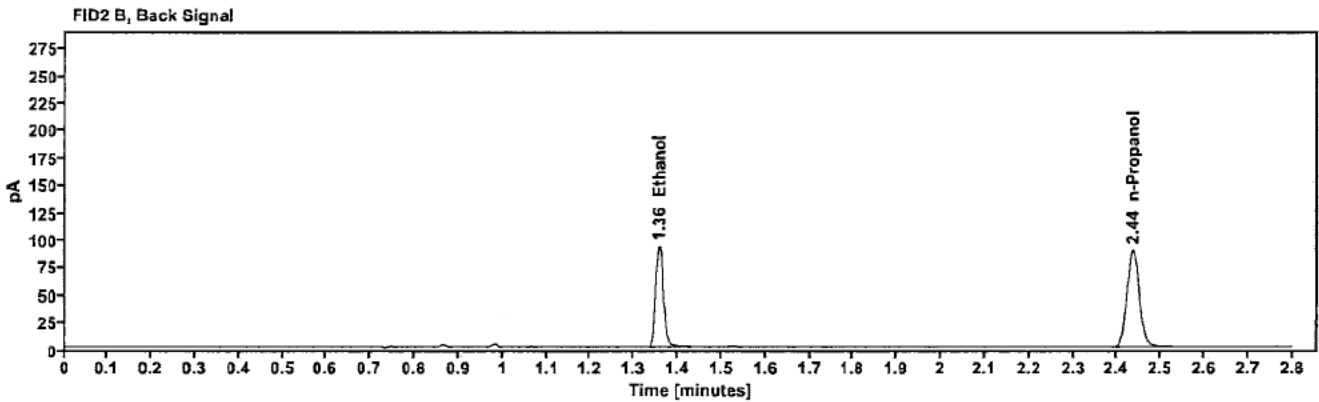
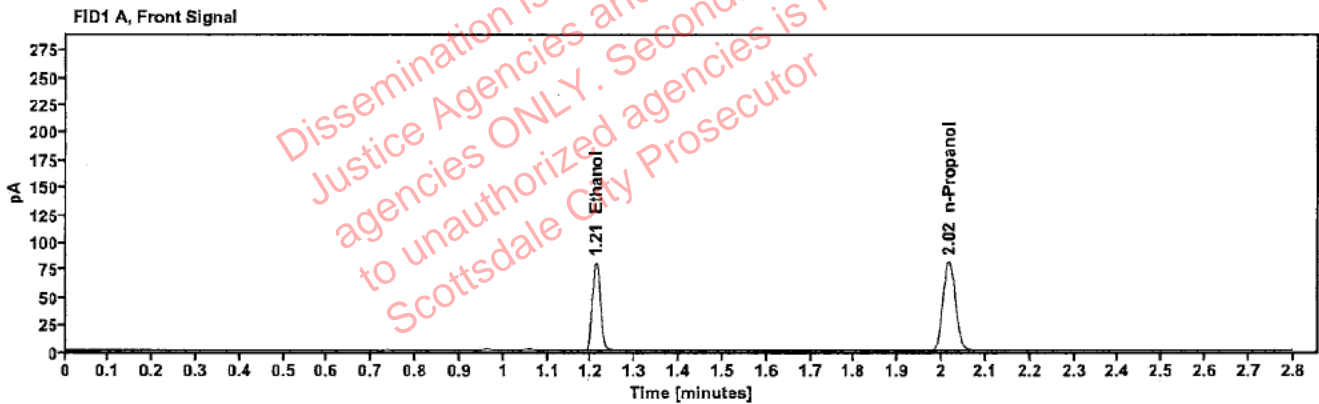


Table 1: FID 1 A (column DB-ALC1)

Compound	Amount (g/100mL)	Time (min)	Peak Area
>Ethanol	0.1638	1.210	103.141
n-Propanol	-----	2.016	162.580

Table 2: FID 2 B (column DB-ALC2)

Compound	Time (min)	Peak Area
Ethanol	1.358	112.546
n-Propanol	2.436	176.541

Scottsdale Police Department Crime Lab Volatiles Analysis

Sample:	331-01K.D.	Vial:	38
Description:	██████████	LIMS ID:	██████████
Method:	ethanol quant.M	Sequence:	02May23
Instrument:	US14173023 CN14160045	Injection date:	5/2/2023 6:52:11 PM
Data file:	C:\Chem32\1\Data\02May23\38.D	Analyst:	Brooke

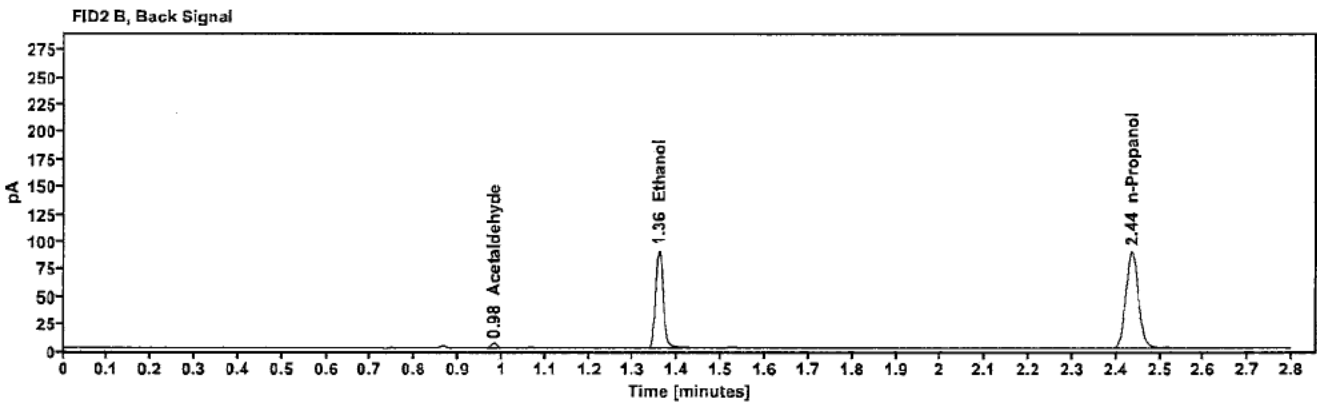
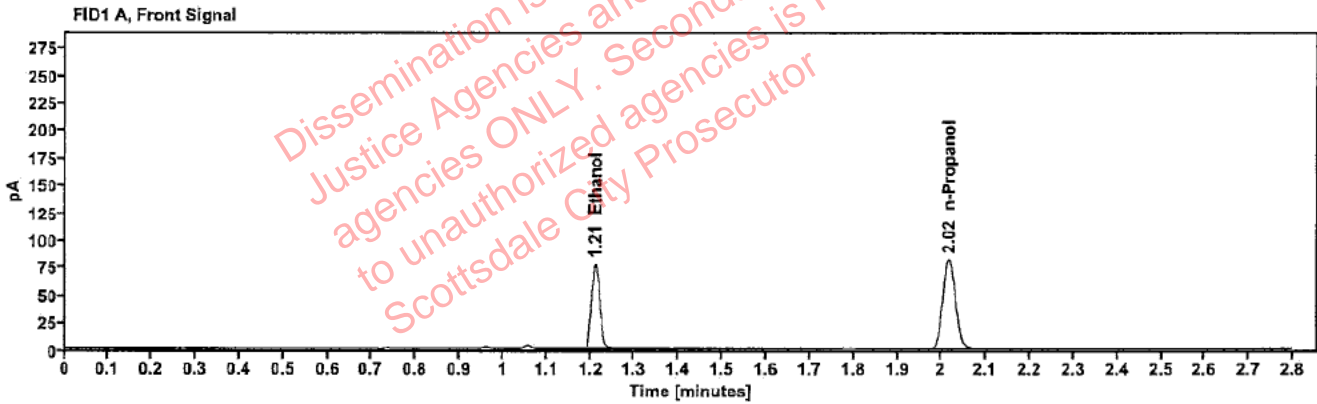


Table 1: FID 1 A (column DB-ALC1)

Compound	Amount (g/100mL)	Time (min)	Peak Area
>Ethanol	0.1581	1.211	99.668
n-Propanol	-----	2.016	162.892

Table 2: FID 2 B (column DB-ALC2)

Compound	Time (min)	Peak Area
Acetaldehyde	0.981	3.856
Ethanol	1.358	108.781
n-Propanol	2.436	176.933

Scottsdale Police Department Crime Lab Volatiles Analysis

Sample:	331-01K.D.	Vial:	39
Description:	██████████	LIMS ID:	██████████
Method:	ethanol quant.M	Sequence:	02May23
Instrument:	US14173023 CN14160045	Injection date:	5/2/2023 6:56:10 PM
Data file:	C:\Chem32\1\Data\02May23\39.D	Analyst:	Brooke

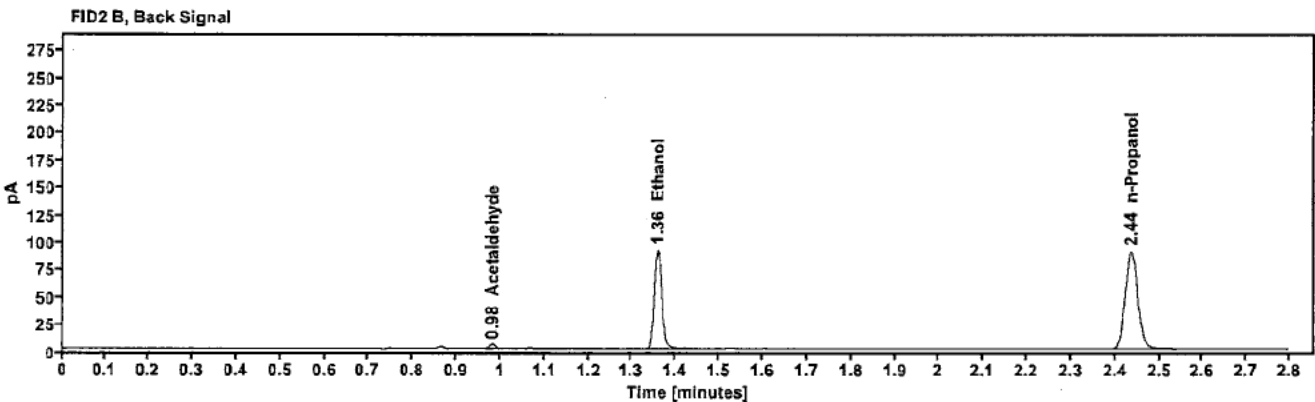
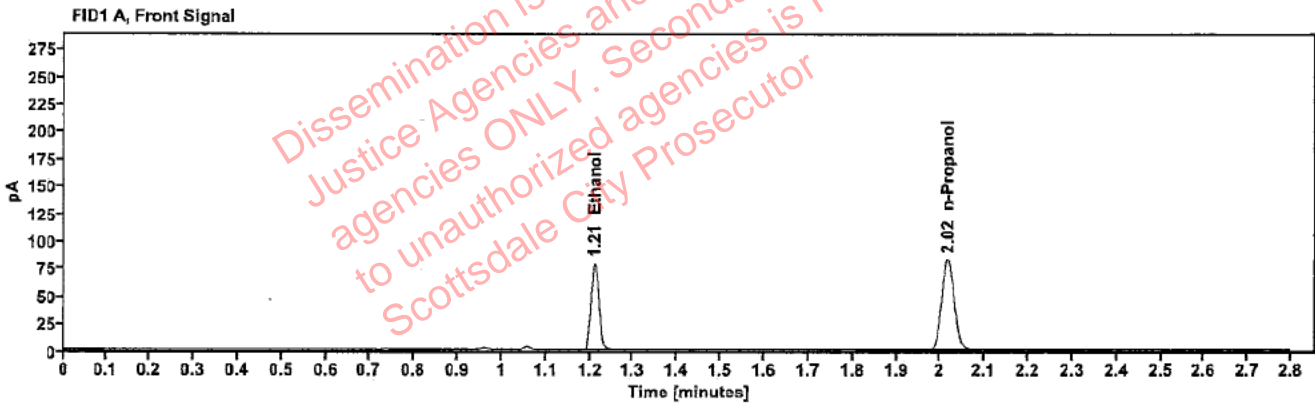


Table 1: FID 1 A (column DB-ALC1)

Compound	Amount (g/100mL)	Time (min)	Peak Area
>Ethanol	0.1592	1.211	101.587
n-Propanol	-----	2.016	164.840

Table 2: FID 2 B (column DB-ALC2)

Compound	Time (min)	Peak Area
Acetaldehyde	0.981	3.806
Ethanol	1.359	110.848
n-Propanol	2.436	179.155

[REDACTED]: Brooke, Phillip - (03-May-2023)

Case: [REDACTED] User: pbrooke 5/3/2023

Scottsdale Police Department Crime Lab Volatiles Analysis

Sample:	2307900-2	Vial:	40
Description:	[REDACTED]	LIMS ID:	[REDACTED]
Method:	ethanol quant.M	Sequence:	02May23
Instrument:	US14173023 CN14160045	Injection date:	5/2/2023 7:00:10 PM
Data file:	C:\Chem32\1\Data\02May23\40.D	Analyst:	Brooke

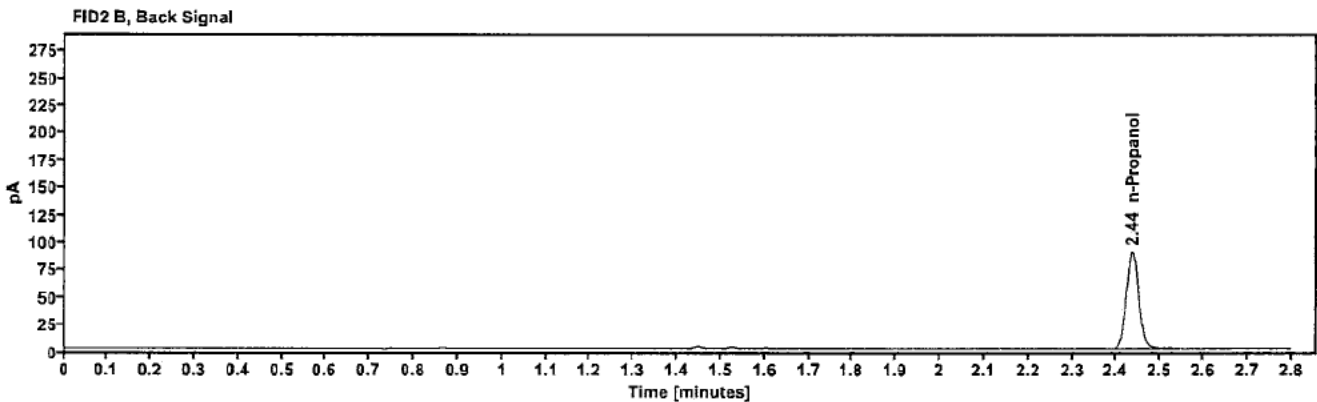
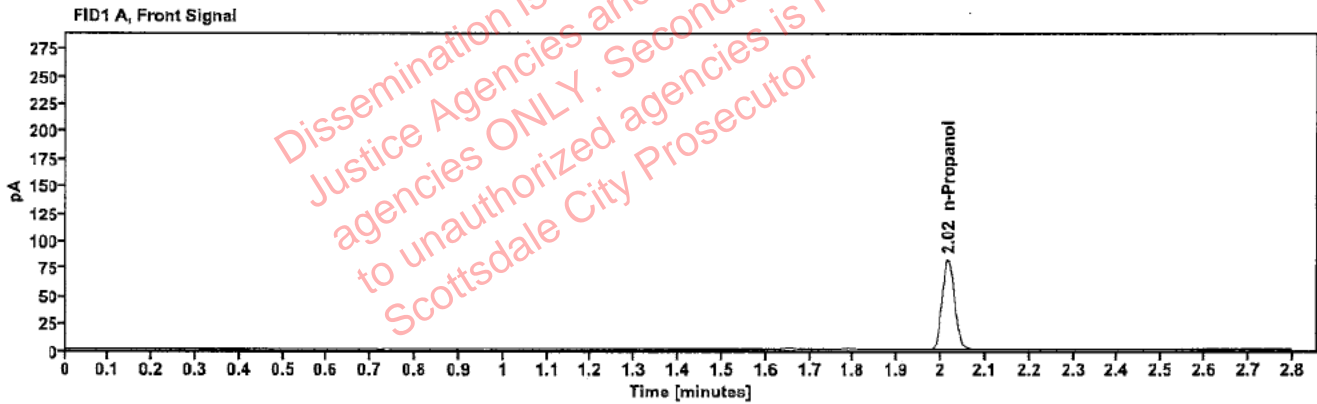


Table 1: FID 1 A (column DB-ALC1)

Compound	Amount (g/100mL)	Time (min)	Peak Area
n-Propanol	-----	2.016	163.205

Table 2: FID 2 B (column DB-ALC2)

Compound	Time (min)	Peak Area
n-Propanol	2.436	177.959

[REDACTED]: Brooke, Phillip - (03-May-2023)

Case: [REDACTED] User: pbrooke 5/3/2023

Scottsdale Police Department Crime Lab Volatiles Analysis

Sample:	2307900-2	Vial:	41
Description:	[REDACTED]	LIMS ID:	[REDACTED]
Method:	ethanol quant.M	Sequence:	02May23
Instrument:	US14173023 CN14160045	Injection date:	5/2/2023 7:04:11 PM
Data file:	C:\Chem32\1\Data\02May23\41.D	Analyst:	Brooke

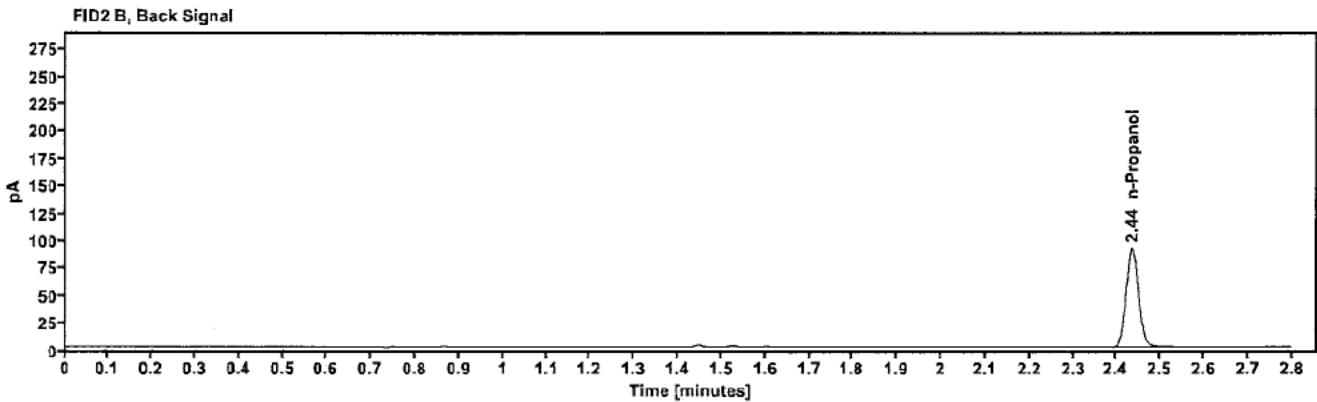
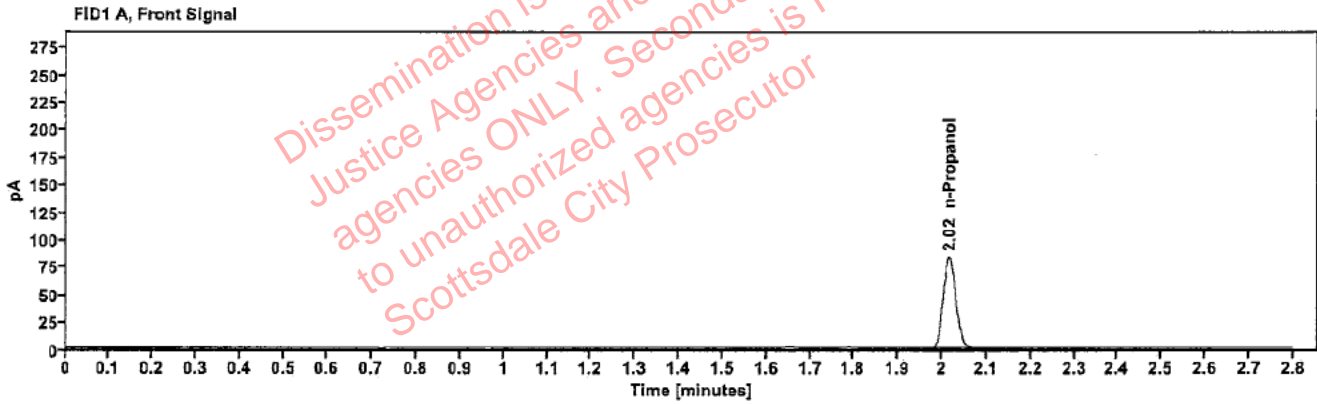


Table 1: FID 1 A (column DB-ALC1)

Compound	Amount (g/100mL)	Time (min)	Peak Area
n-Propanol	---	2.016	165.803

Table 2: FID 2 B (column DB-ALC2)

Compound	Time (min)	Peak Area
n-Propanol	2.436	180.699

Scottsdale Police Department Crime Lab Volatiles Analysis

Sample:	2308752-2	Vial:	43
Description:	[REDACTED]	LIMS ID:	[REDACTED]
Method:	ethanol quant.M	Sequence:	02May23
Instrument:	US14173023 CN14160045	Injection date:	5/2/2023 7:12:26 PM
Data file:	C:\Chem32\1\Data\02May23\43.D	Analyst:	Brooke

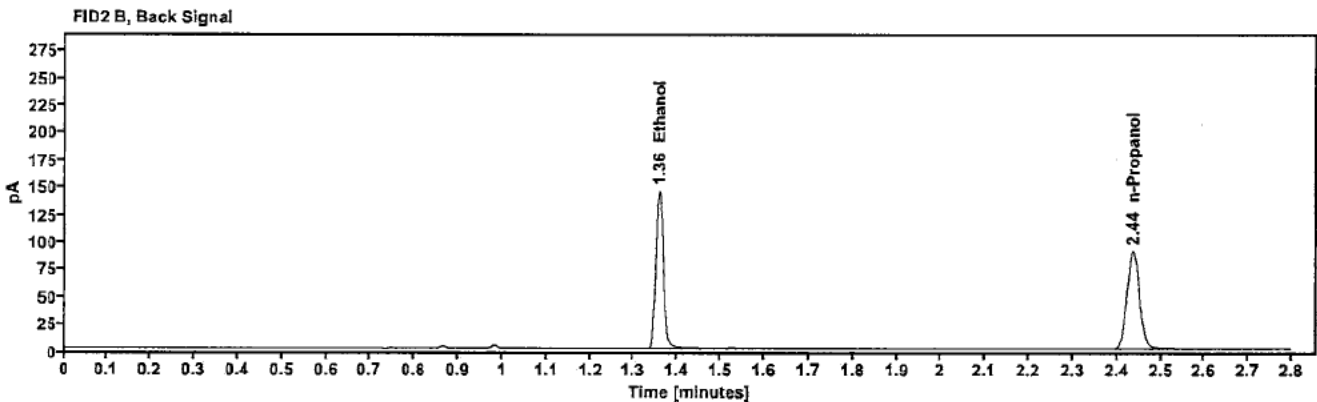
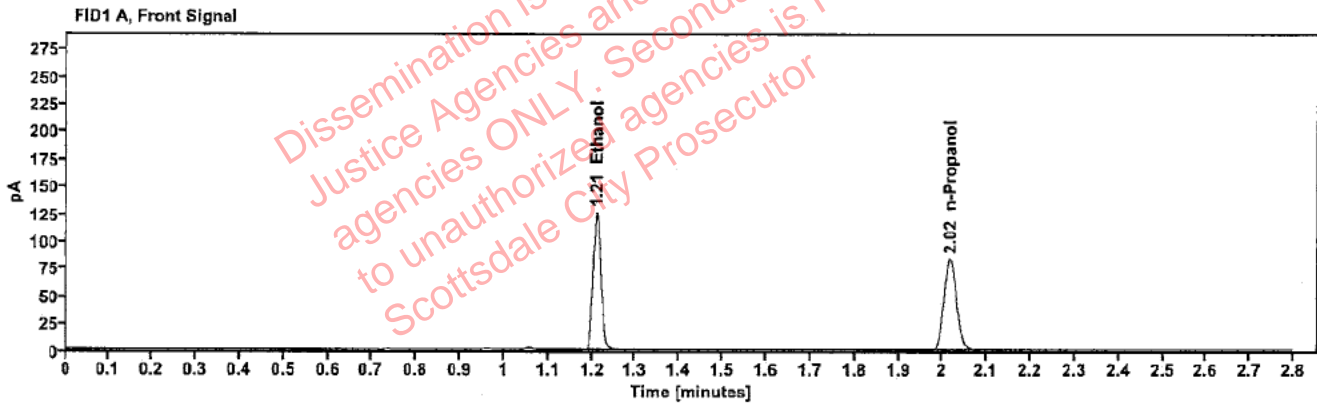


Table 1: FID 1 A (column DB-ALC1)

Compound	Amount (g/100mL)	Time (min)	Peak Area
>Ethanol	0.2487	1.210	160.200
n-Propanol	-----	2.016	165.442

Table 2: FID 2 B (column DB-ALC2)

Compound	Time (min)	Peak Area
Ethanol	1.358	175.426
n-Propanol	2.436	179.592

[REDACTED]: Brooke, Phillip - (03-May-2023)

Case: [REDACTED] User: pbrooke 5/3/2023

Scottsdale Police Department Crime Lab Volatiles Analysis

Sample:	2308752-2	Vial:	44
Description:	[REDACTED]	LIMS ID:	[REDACTED]
Method:	ethanol quant.M	Sequence:	02May23
Instrument:	US14173023 CN14160045	Injection date:	5/2/2023 7:16:25 PM
Data file:	C:\Chem32\1\Data\02May23\44.D	Analyst:	Brooke

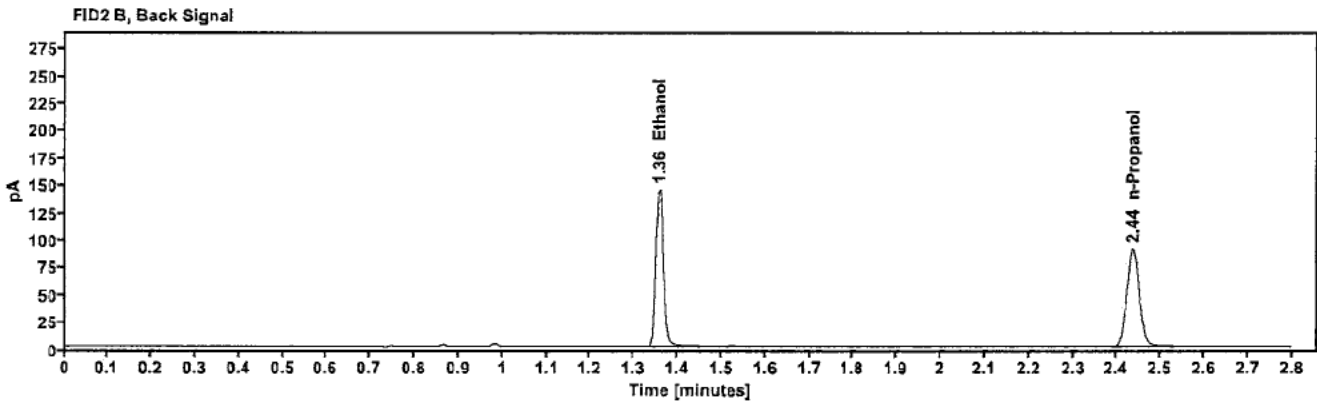
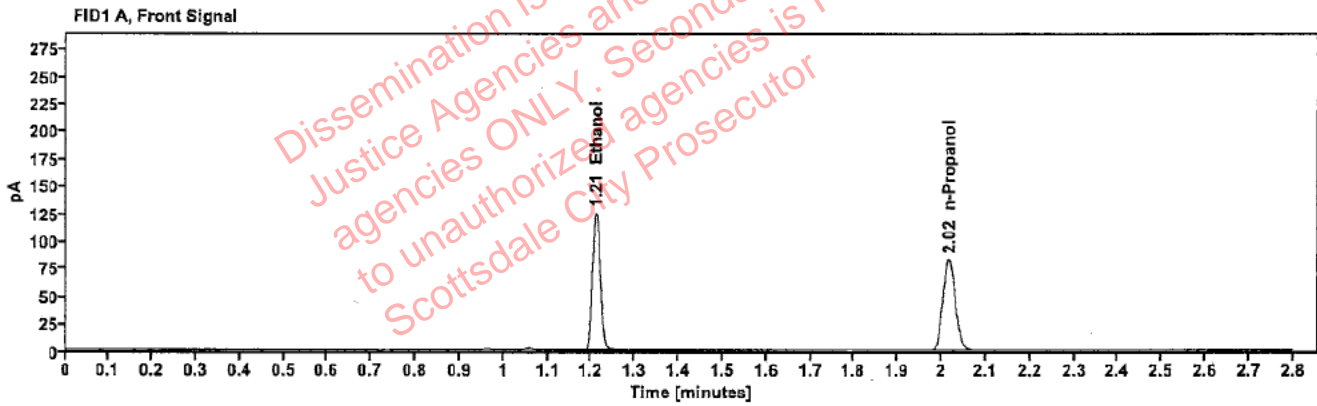


Table 1: FID 1 A (column DB-ALC1)

Compound	Amount (g/100mL)	Time (min)	Peak Area
>Ethanol	0.2494	1.210	160.023
n-Propanol	---	2.016	164.796

Table 2: FID 2 B (column DB-ALC2)

Compound	Time (min)	Peak Area
Ethanol	1.358	175.506
n-Propanol	2.436	178.908

Scottsdale Police Department Crime Lab Volatiles Analysis

Sample:	1428666	Vial:	45
Description:		LIMS ID:	
Method:	ethanol quant.M	Sequence:	02May23
Instrument:	US14173023 CN14160045	Injection date:	5/2/2023 7:20:26 PM
Data file:	C:\Chem32\1\Data\02May23\45.D	Analyst:	Brooke

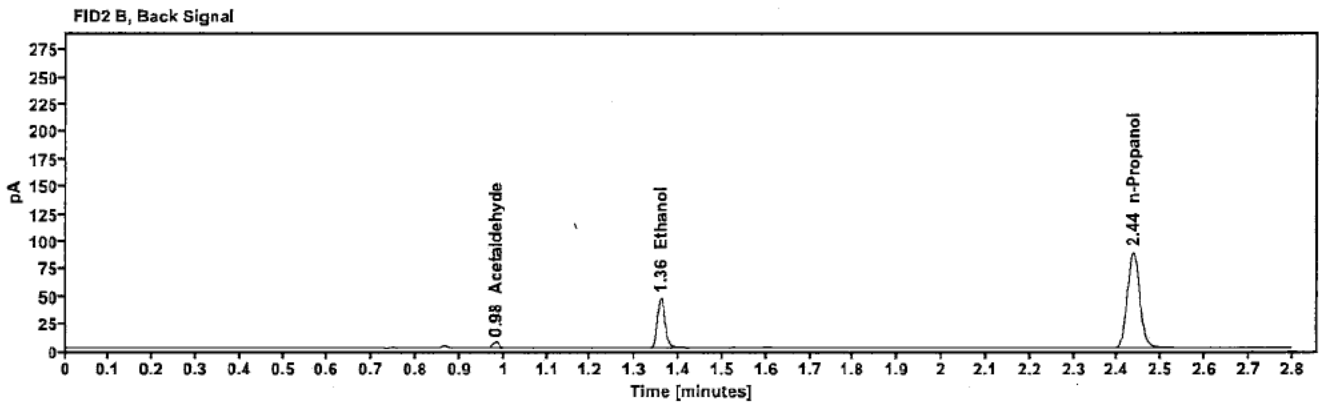
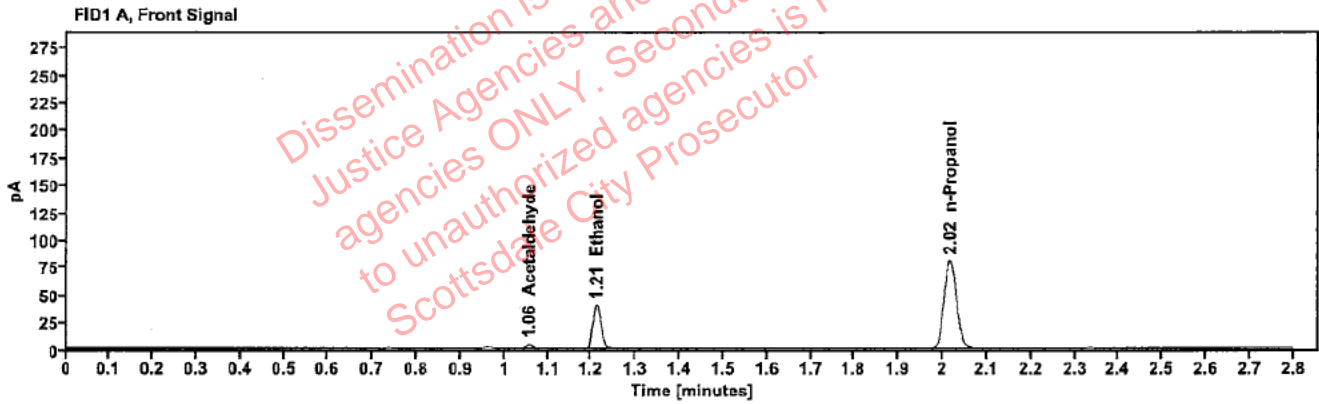


Table 1: FID 1 A (column DB-ALC1)

Compound	Amount (g/100mL)	Time (min)	Peak Area
Acetaldehyde	-----	1.056	4.417
>Ethanol	0.0834	1.211	51.134
n-Propanol	-----	2.016	160.673

Table 2: FID 2 B (column DB-ALC2)

Compound	Time (min)	Peak Area
Acetaldehyde	0.981	4.969
Ethanol	1.359	55.680
n-Propanol	2.436	175.096

Scottsdale Police Department Crime Lab Volatiles Analysis

Sample:	1428666	Vial:	46
Description:	██████████	LIMS ID:	██████████
Method:	ethanol quant.M	Sequence:	02May23
Instrument:	US14173023 CN14160045	Injection date:	5/2/2023 7:24:26 PM
Data file:	C:\Chem32\11\Data\02May23\46.D	Analyst:	Brooke

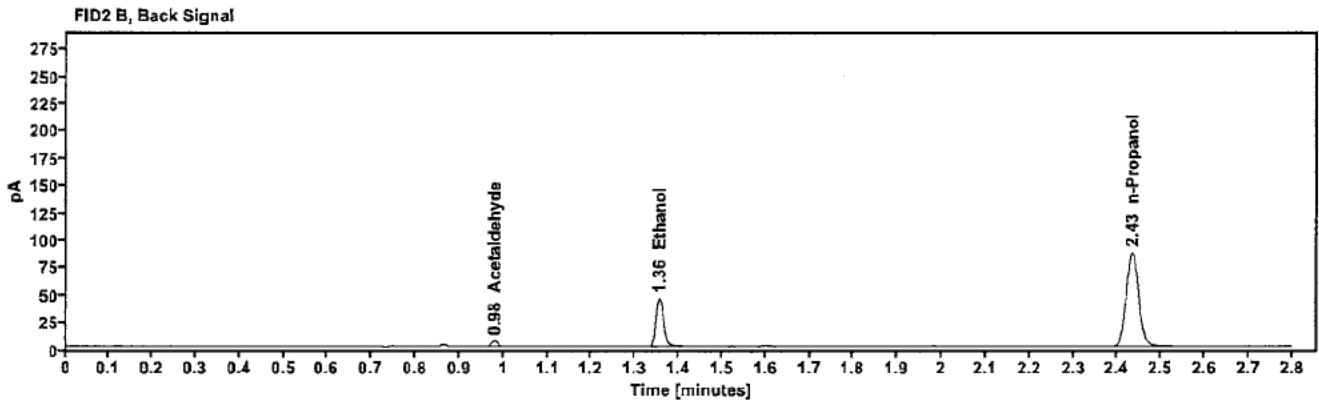
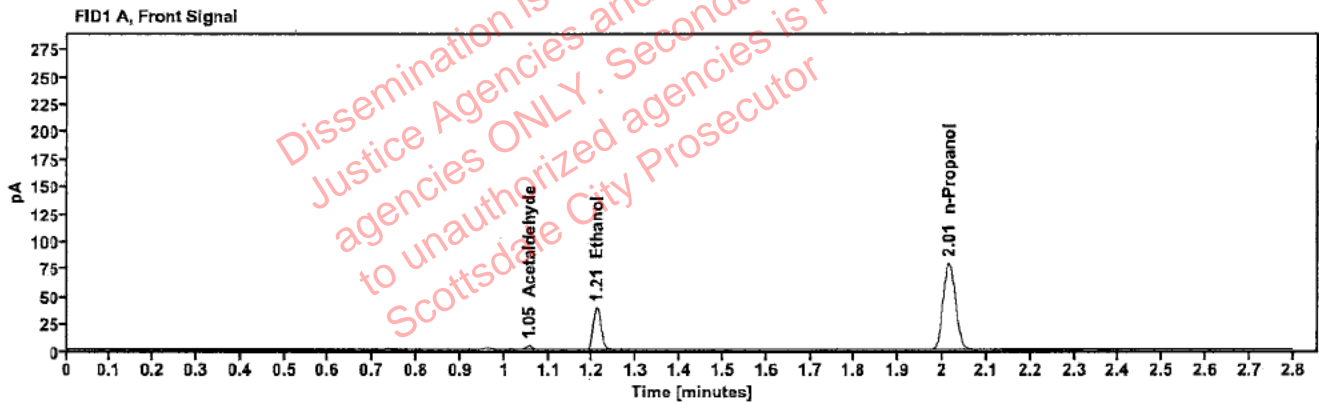


Table 1: FID 1 A (column DB-ALC1)

Compound	Amount (g/100mL)	Time (min)	Peak Area
Acetaldehyde	-----	1.055	4.486
>Ethanol	0.0820	1.210	49.391
n-Propanol	-----	2.015	157.941

Table 2: FID 2 B (column DB-ALC2)

Compound	Time (min)	Peak Area
Acetaldehyde	0.980	5.114
Ethanol	1.356	53.870
n-Propanol	2.433	172.113

Scottsdale Police Department Crime Lab Volatiles Analysis

Sample:	2308583-1	Vial:	47
Description:	██████████	LIMS ID:	██████████
Method:	ethanol quant.M	Sequence:	02May23
Instrument:	US14173023 CN14160045	Injection date:	5/2/2023 7:28:25 PM
Data file:	C:\Chem32\1\Data\02May23\47.D	Analyst:	Brooke

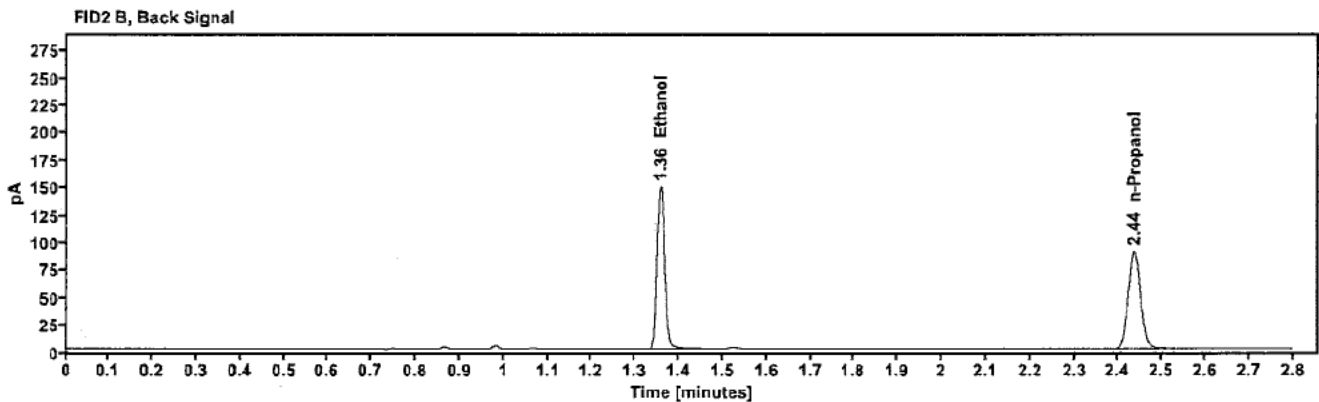
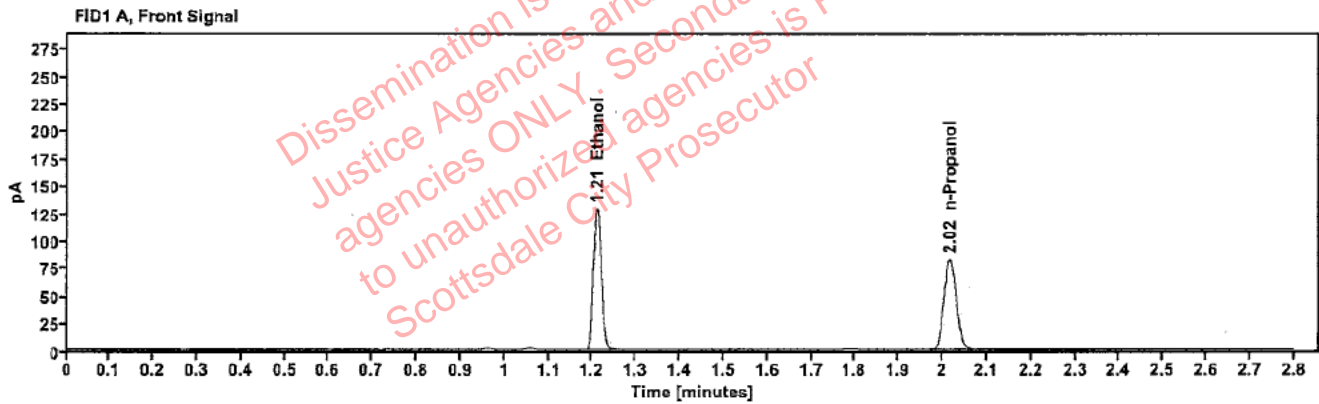


Table 1: FID 1 A (column DB-ALC1)

Compound	Amount (g/100mL)	Time (min)	Peak Area
>Ethanol	0.2574	1.210	164.817
n-Propanol	---	2.016	164.414

Table 2: FID 2 B (column DB-ALC2)

Compound	Time (min)	Peak Area
Ethanol	1.358	180.893
n-Propanol	2.436	178.477

Scottsdale Police Department Crime Lab Volatiles Analysis

Sample:	2308583-1	Vial:	48
Description:	[REDACTED]	LIMS ID:	[REDACTED]
Method:	ethanol quant.M	Sequence:	02May23
Instrument:	US14173023 CN14160045	Injection date:	5/2/2023 7:32:26 PM
Data file:	C:\Chem32\1\Data\02May23\48.D	Analyst:	Brooke

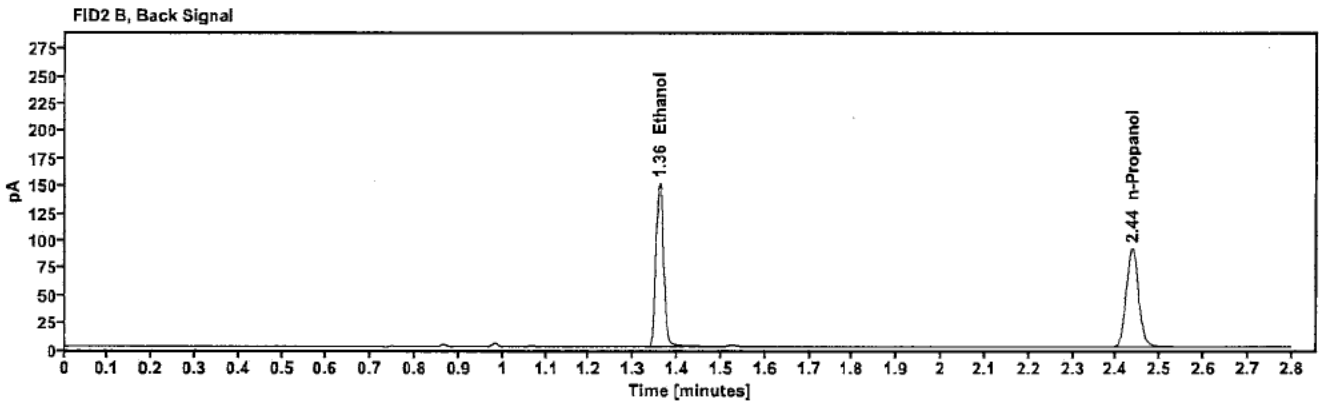
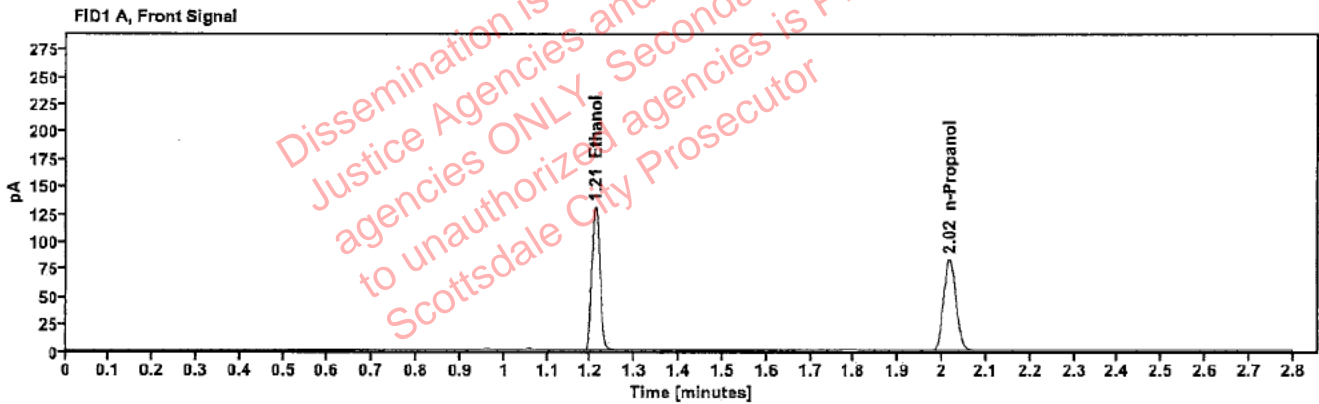


Table 1: FID 1 A (column DB-ALC1)

Compound	Amount (g/100mL)	Time (min)	Peak Area
>Ethanol	0.2585	1.211	166.523
n-Propanol	-----	2.017	165.409

Table 2: FID 2 B (column DB-ALC2)

Compound	Time (min)	Peak Area
Ethanol	1.358	182.859
n-Propanol	2.437	179.538

Scottsdale Police Department Crime Lab Volatiles Analysis

Sample:	2308831-2	Vial:	49
Description:	[REDACTED]	LIMS ID:	[REDACTED]
Method:	ethanol quant.M	Sequence:	02May23
Instrument:	US14173023 CN14160045	Injection date:	5/2/2023 7:36:41 PM
Data file:	C:\Chem32\1\Data\02May23\49.D	Analyst:	Brooke

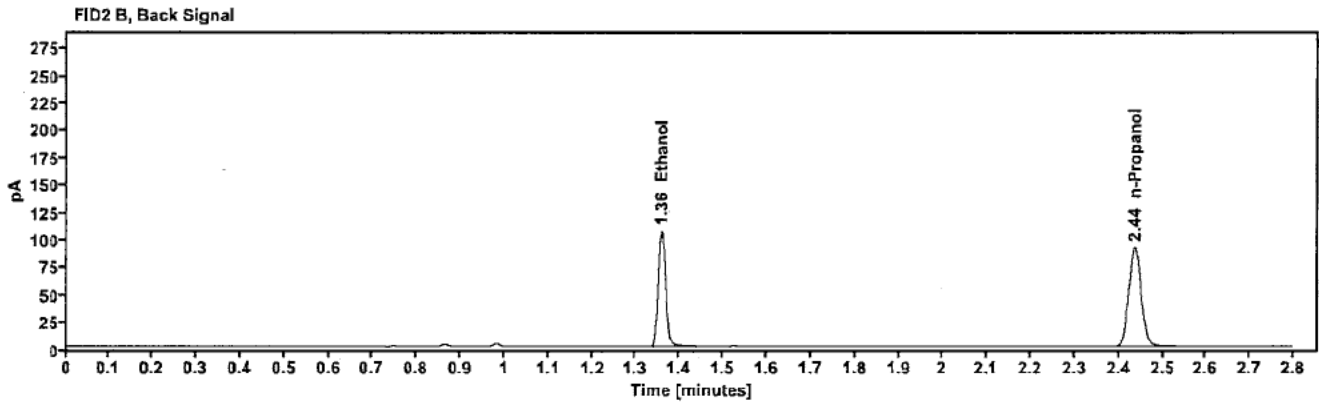
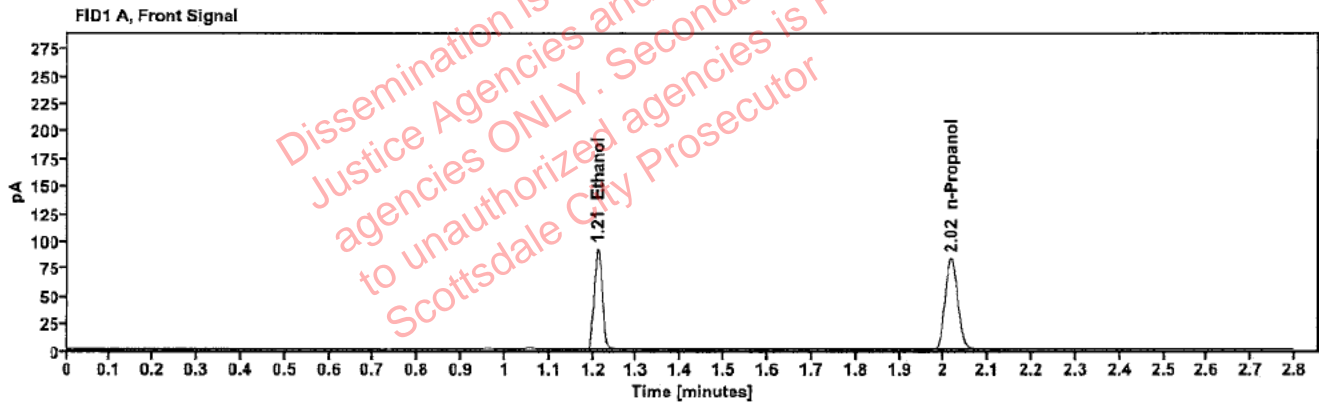


Table 1: FID 1 A (column DB-ALC1)

Compound	Amount (g/100mL)	Time (min)	Peak Area
>Ethanol	0.1826	1.211	118.154
n-Propanol	-----	2.016	166.773

Table 2: FID 2 B (column DB-ALC2)

Compound	Time (min)	Peak Area
Ethanol	1.359	129.012
n-Propanol	2.437	180.949

: Brooke, Phillip - (03-May-2023)

Case: User: pbrooke 5/3/2023

Scottsdale Police Department Crime Lab Volatiles Analysis

Sample:	2308831-2	Vial:	50
Description:		LIMS ID:	
Method:	ethanol quant.M	Sequence:	02May23
Instrument:	US14173023 CN14160045	Injection date:	5/2/2023 7:40:41 PM
Data file:	C:\Chem32\1\Data\02May23\50.D	Analyst:	Brooke

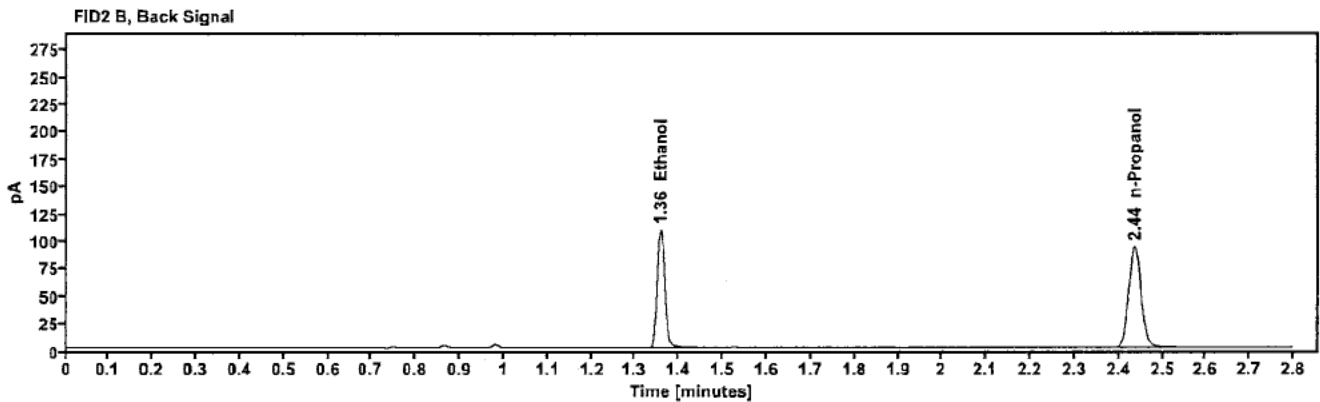
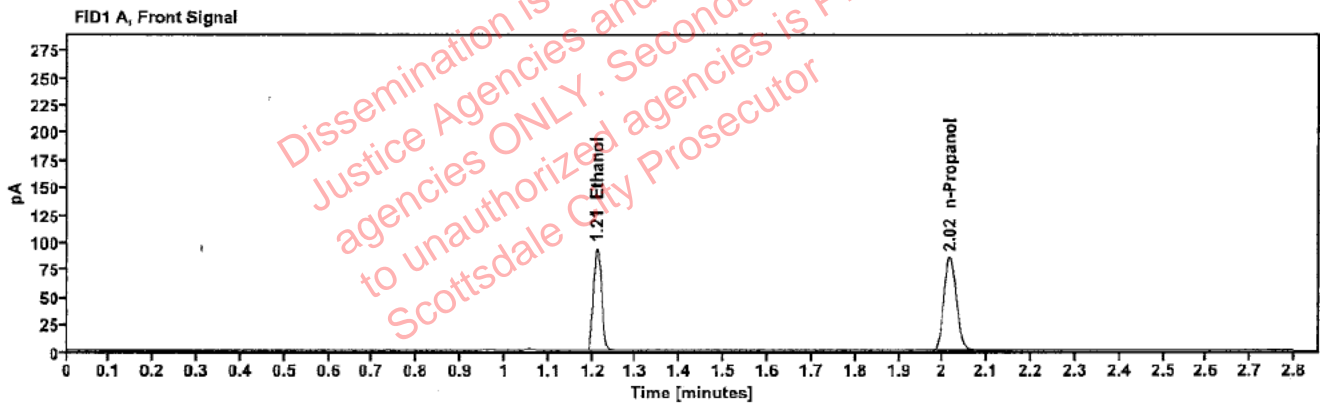


Table 1: FID 1 A (column DB-ALC1)

Compound	Amount (g/100mL)	Time (min)	Peak Area
>Ethanol	0.1826	1.211	120.293
n-Propanol	-----	2.016	169.859

Table 2: FID 2 B (column DB-ALC2)

Compound	Time (min)	Peak Area
Ethanol	1.358	131.224
n-Propanol	2.436	184.298

Scottsdale Police Department Crime Lab Volatiles Analysis

Sample:	2306978-2	Vial:	51
Description:	██████████	LIMS ID:	██████████
Method:	ethanol quant.M	Sequence:	02May23
Instrument:	US14173023 CN14160045	Injection date:	5/2/2023 7:44:41 PM
Data file:	C:\Chem32\1\Data\02May23\51.D	Analyst:	Brooke

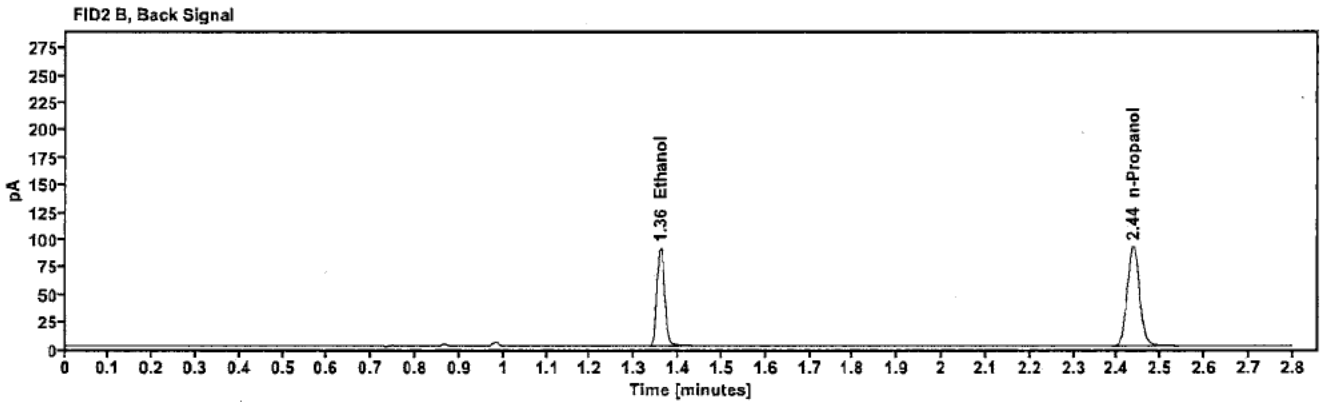
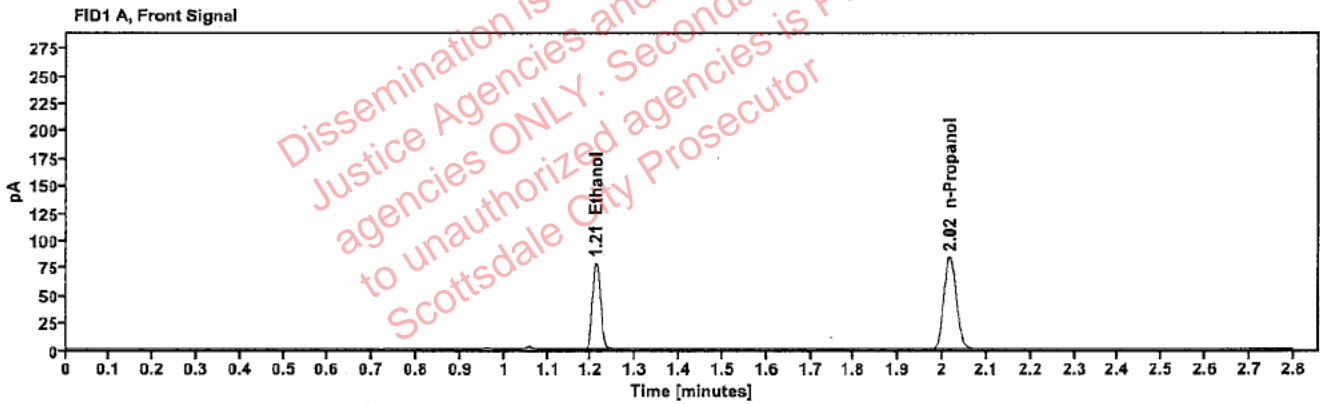


Table 1: FID 1 A (column DB-ALC1)

Compound	Amount (g/100mL)	Time (min)	Peak Area
>Ethanol	0.1557	1.211	100.787
n-Propanol	-----	2.016	167.281

Table 2: FID 2 B (column DB-ALC2)

Compound	Time (min)	Peak Area
Ethanol	1.359	110.002
n-Propanol	2.437	181.821

Scottsdale Police Department Crime Lab Volatiles Analysis

Sample:	2306978-2	Vial:	52
Description:	██████████	LIMS ID:	██████████
Method:	ethanol quant.M	Sequence:	02May23
Instrument:	US14173023 CN14160045	Injection date:	5/2/2023 7:48:40 PM
Data file:	C:\Chem32\1\Data\02May23\52.D	Analyst:	Brooke

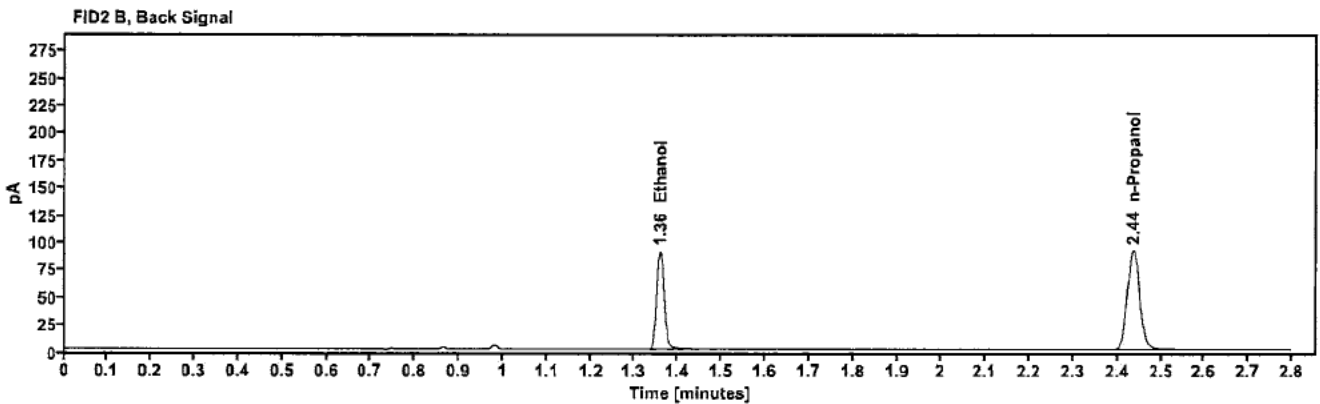
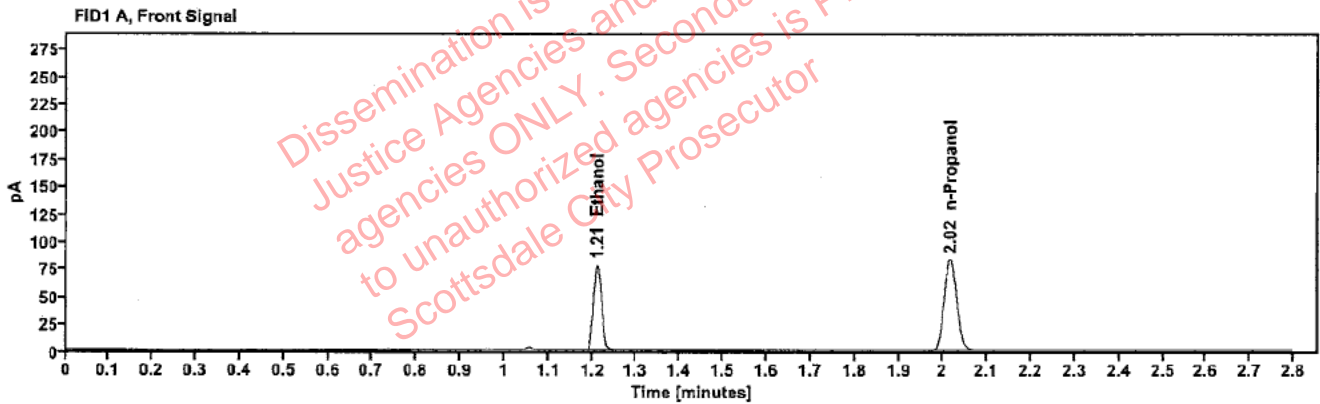


Table 1: FID 1 A (column DB-ALC1)

Compound	Amount (g/100mL)	Time (min)	Peak Area
>Ethanol	0.1554	1.211	100.041
n-Propanol	-----	2.016	166.372

Table 2: FID 2 B (column DB-ALC2)

Compound	Time (min)	Peak Area
Ethanol	1.358	109.234
n-Propanol	2.436	180.884