

# SCOTTSDALE POLICE DEPARTMENT CRIME LABORATORY BLOOD ALCOHOL FACE SHEET

ANALYSIS DATE 5/9/23 SEQUENCE NAME 09May23

**EQUIPMENT**

Pipettor  Hamilton ML600EH7497  Hamilton ML600GJ10749  
 Gas Chromatograph  Agilent US14173023

**INSTRUMENT CALIBRATION**

Vial 1 0.02 calibrator Lot FN10051909 Coefficient of determination (r<sup>2</sup>)  
 Vial 2 0.10 calibrator Lot FN05311902 0.99997  
 Vial 3 0.20 calibrator Lot FN02052101  
 Vial 4 0.40 calibrator Lot FN03052102

**CALIBRATION VERIFICATION AND RESOLUTION TEST**

Vial	Sample	Expected result	Measured result	Manufacturer/lot
5	Blank	Not detected	Not detected	SPD lab 011823WB
6	Volatiles mix	6 compounds	6 compounds	SPD lab 050721MIX
7	Aqueous control	0.400 g/dL	0.397 g/dL	Lipomed 30012020-A
8	Aqueous control	0.040 g/dL	0.041 g/dL	Lipomed 14082019-B
9	Blood control	0.199 g/dL	0.203 g/dL	ACQ 4110320133/10
20	Aqueous control	0.080 g/dL	0.080 g/dL	Lipomed 20012020-B
31	Blood control	0.199 g/dL	0.204 g/dL	ACQ 4110320133/10
42	Aqueous control	0.080 g/dL	0.080 g/dL	Lipomed 20012020-B
53	Aqueous control	0.400 g/dL	0.400 g/dL	Lipomed 30012020-A
54	Aqueous control	0.040 g/dL	0.041 g/dL	Lipomed 14082019-B
55	Blood control	0.199 g/dL	0.204 g/dL	ACQ 4110320133/10
56	Blank	Not detected	Not detected	SPD lab 031623AQ

**SUBJECT SAMPLES**

Subjects in the sequence 20 Subjects requiring reanalysis 0

ADDITIONAL NOTES: All testing proceeded as expected.  
 \_\_\_\_\_  
 \_\_\_\_\_  
 \_\_\_\_\_

Run valid  Run invalid  Theresa Brook Analyst  
 Run valid  Run invalid  Erika Canonico Technical Reviewer

# Scottsdale Police Department Crime Laboratory Sequence Quality Assurance Summary

PB

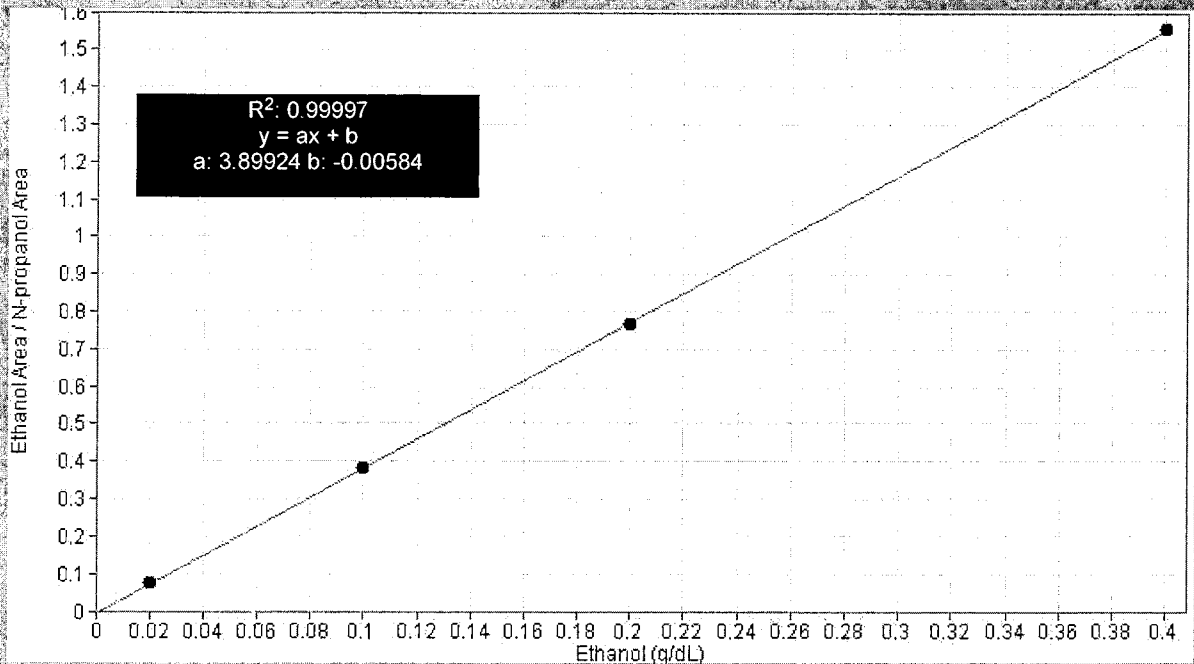
SEQUENCE NAME: 09May23

ANALYST: Brooke

Sample Name	Vial	Measured Value (g/dL)	Expected Value (g/dL)	Percent Difference	Absolute Difference (g/dL)
blank 011823WB	5	negative	negative	-	-
0.400 30012020-A	7	0.397	0.400	0.75	-0.003
0.040 14082019-B	8	0.041	0.040	2.50	0.001
0.199 4110320133/10	9	0.203	0.199	2.01	0.004
0.080 20012020-B	20	0.080	0.080	0.00	0.000
0.199 4110320133/10	31	0.204	0.199	2.51	0.005
0.080 20012020-B	42	0.080	0.080	0.00	0.000
0.400 30012020-A	53	0.400	0.400	0.00	0.000
0.040 14082019-B	54	0.041	0.040	2.50	0.001
0.199 4110320133/10	55	0.204	0.199	2.51	0.005
blank 031623AQ	56	negative	negative	-	-

Calibrator	Ethanol Area	N-propanol Area	Ratio
0.020	11.673	154.649	0.076
0.100	59.537	155.619	0.383
0.200	120.906	157.038	0.770
0.400	242.867	156.073	1.556

### Calibration Line



# Scottsdale Police Department Crime Lab Volatiles Analysis

<b>Sample:</b> FN10051909	<b>Vial:</b> 1
<b>Description:</b> 0.020 calibrator	<b>Sequence:</b> 09May23
<b>Method:</b> ethanol quant.M	<b>Injection date:</b> 5/9/2023 1:41:32 PM
<b>Instrument:</b> US14173023 CN14160045	<b>Analyst:</b> Brooke <span style="float: right;">JB</span>
<b>Data file:</b> C:\Chem32\1\Data\09May23\1.D	

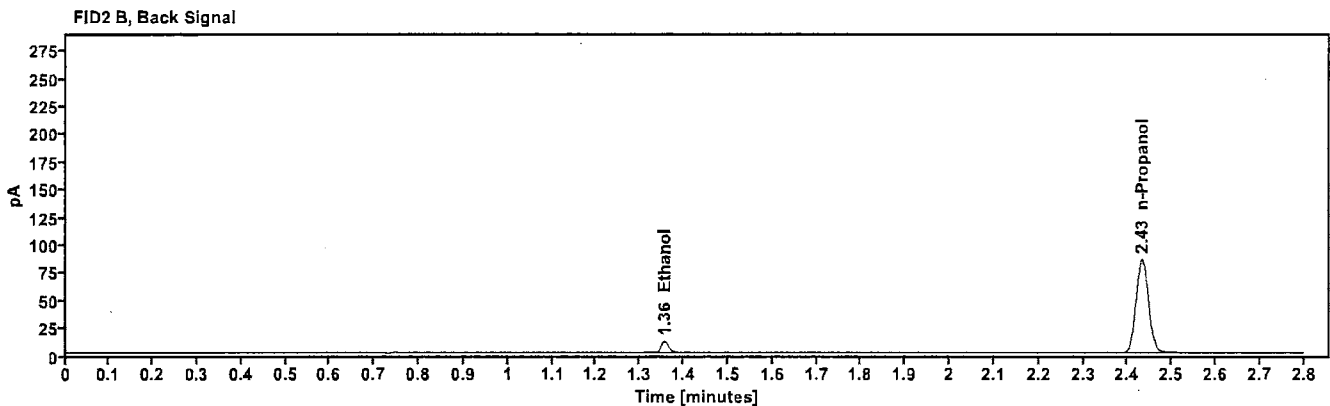
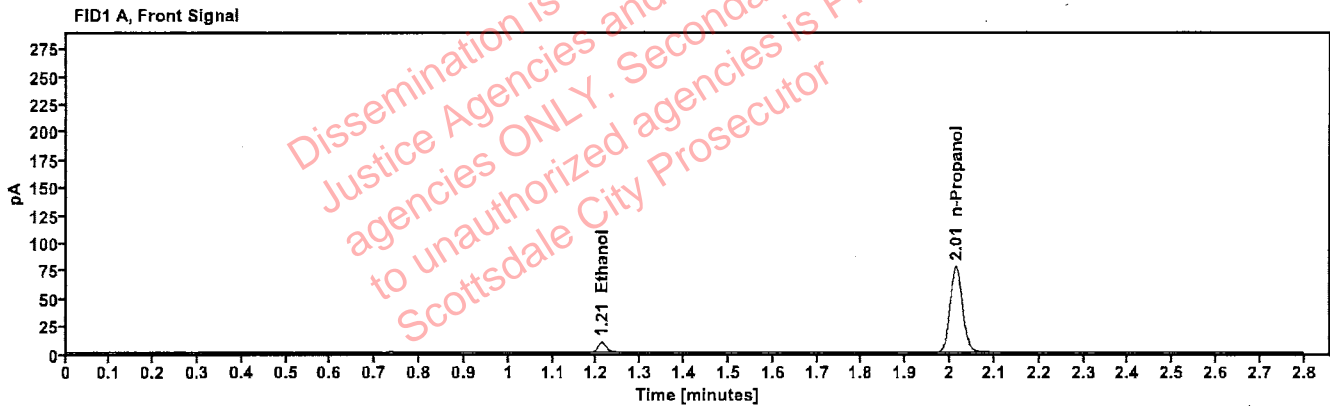


Table 1: FID 1 A (column DB-ALC1)

Compound	Time (min)	Peak Area
Ethanol	1.211	11.673
n-Propanol	2.014	154.649

Table 2: FID 2 B (column DB-ALC2)

Compound	Time (min)	Peak Area
Ethanol	1.356	12.616
n-Propanol	2.432	167.833

# Scottsdale Police Department Crime Lab Volatiles Analysis

<b>Sample:</b> FN05311902	<b>Vial:</b> 2
<b>Description:</b> 0.100 calibrator	<b>Sequence:</b> 09May23
<b>Method:</b> ethanol quant.M	<b>Injection date:</b> 5/9/2023 1:45:32 PM
<b>Instrument:</b> US14173023 CN14160045	<b>Analyst:</b> Brooke
<b>Data file:</b> C:\Chem32\1\Data\09May23\2.D	

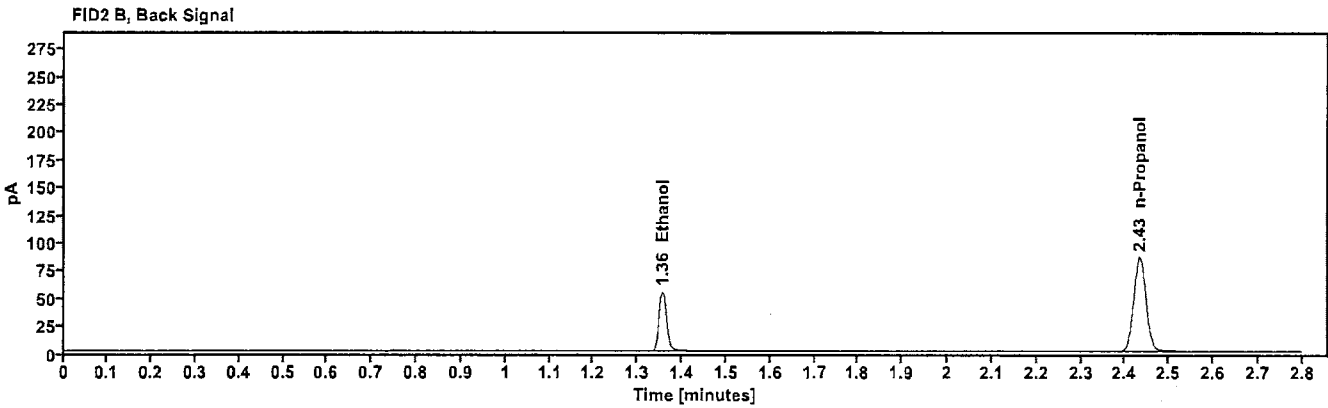
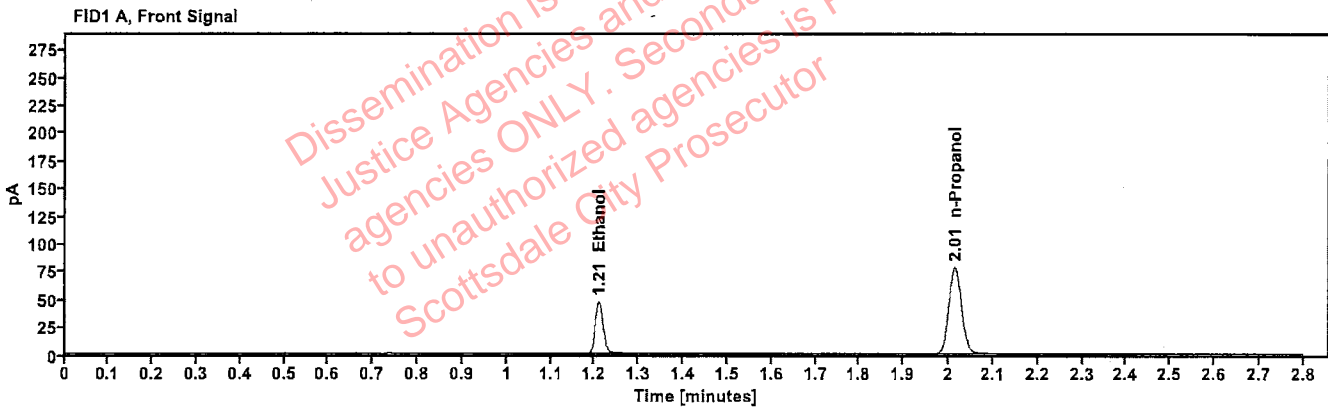


Table 1: FID 1 A (column DB-ALC1)

Compound	Time (min)	Peak Area
Ethanol	1.209	59.537
n-Propanol	2.014	155.619

Table 2: FID 2 B (column DB-ALC2)

Compound	Time (min)	Peak Area
Ethanol	1.355	64.925
n-Propanol	2.433	168.987

# Scottsdale Police Department Crime Lab Volatiles Analysis

<b>Sample:</b> FN02052101	<b>Vial:</b> 3
<b>Description:</b> 0.200 calibrator	<b>Sequence:</b> 09May23
<b>Method:</b> ethanol quant.M	<b>Injection date:</b> 5/9/2023 1:49:33 PM
<b>Instrument:</b> US14173023 CN14160045	<b>Analyst:</b> Brooke <i>FB</i>
<b>Data file:</b> C:\Chem32\1\Data\09May23\3.D	

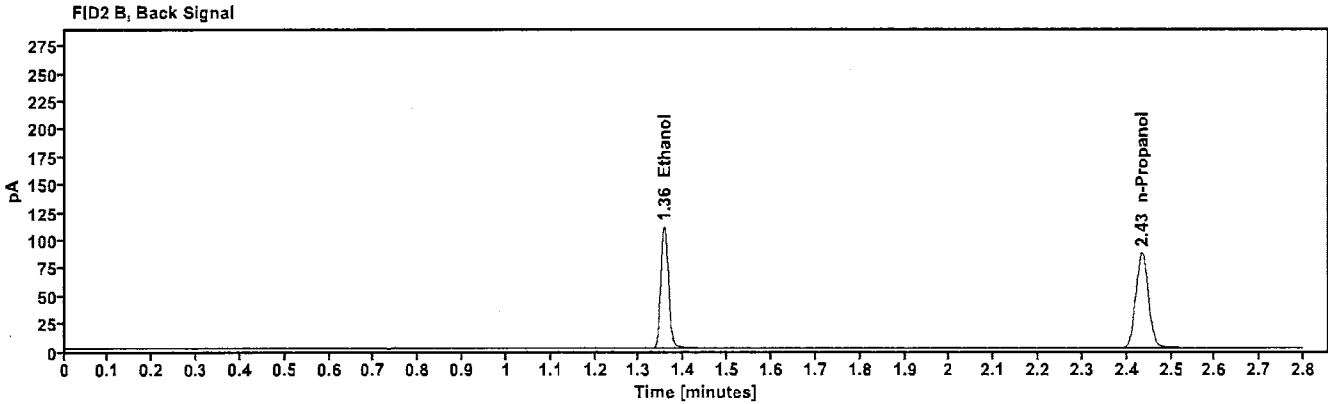
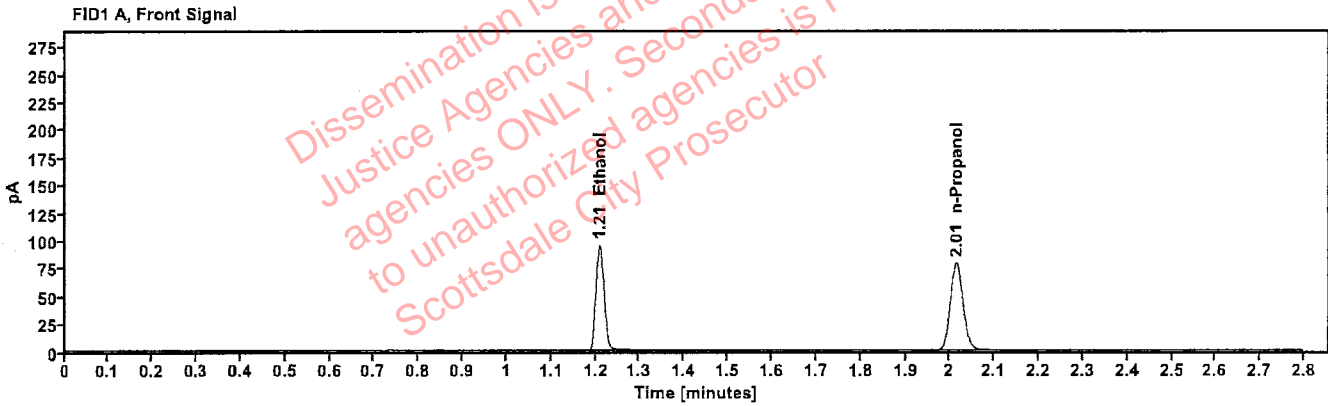


Table 1: FID 1 A (column DB-ALC1)

Compound	Time (min)	Peak Area
Ethanol	1.209	120.906
n-Propanol	2.015	157.038

Table 2: FID 2 B (column DB-ALC2)

Compound	Time (min)	Peak Area
Ethanol	1.356	131.973
n-Propanol	2.434	170.531

# Scottsdale Police Department Crime Lab Volatiles Analysis

<b>Sample:</b> FN03052102	<b>Vial:</b> 4
<b>Description:</b> 0.400 calibrator	<b>Sequence:</b> 09May23
<b>Method:</b> ethanol quant.M	<b>Injection date:</b> 5/9/2023 1:53:32 PM
<b>Instrument:</b> US14173023 CN14160045	<b>Analyst:</b> Brooke <span style="float: right;">PB</span>
<b>Data file:</b> C:\Chem32\1\Data\09May23\4.D	

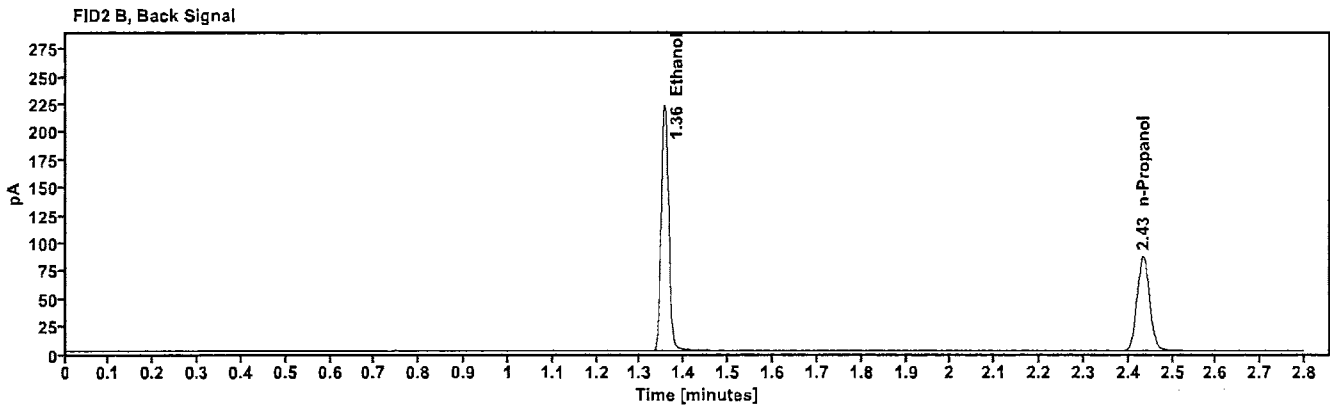
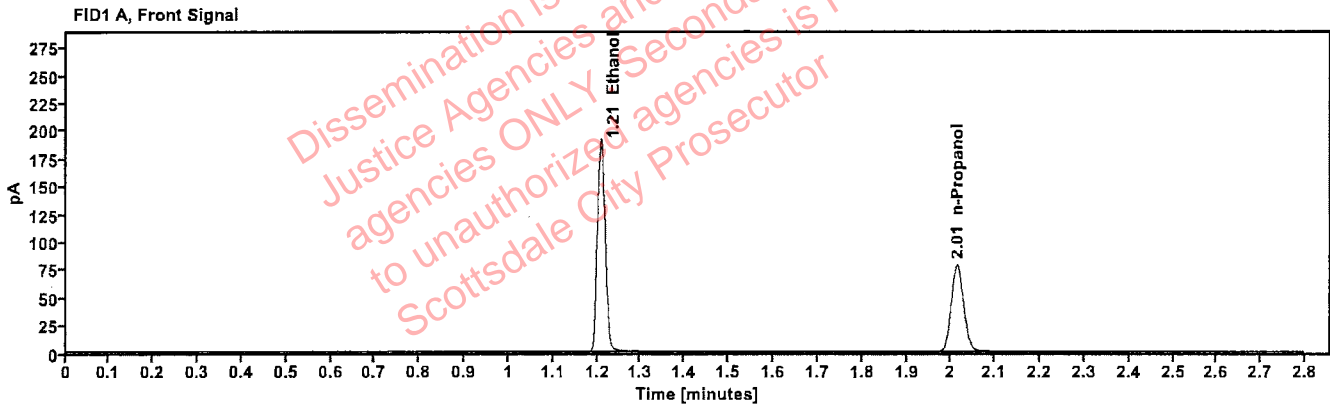


Table 1: FID 1 A (column DB-ALC1)

Compound	Time (min)	Peak Area
Ethanol	1.208	242.867
n-Propanol	2.014	156.073

Table 2: FID 2 B (column DB-ALC2)

Compound	Time (min)	Peak Area
Ethanol	1.355	266.563
n-Propanol	2.433	169.656

# Scottsdale Police Department Crime Lab Volatiles Analysis

<b>Sample:</b>	011823WB	<b>Vial:</b>	5
<b>Description:</b>	Negative	<b>LIMS ID:</b>	
<b>Method:</b>	ethanol quant.M	<b>Sequence:</b>	09May23
<b>Instrument:</b>	US14173023 CN14160045	<b>Injection date:</b>	5/9/2023 1:57:32 PM
<b>Data file:</b>	C:\Chem32\1\Data\09May23\5.D	<b>Analyst:</b>	Brooke <span style="float: right;">JB</span>

Dissemination is restricted to Criminal Justice Agencies and authorized agencies ONLY. Secondary dissemination to unauthorized agencies is PROHIBITED. Scottsdale City Prosecutor

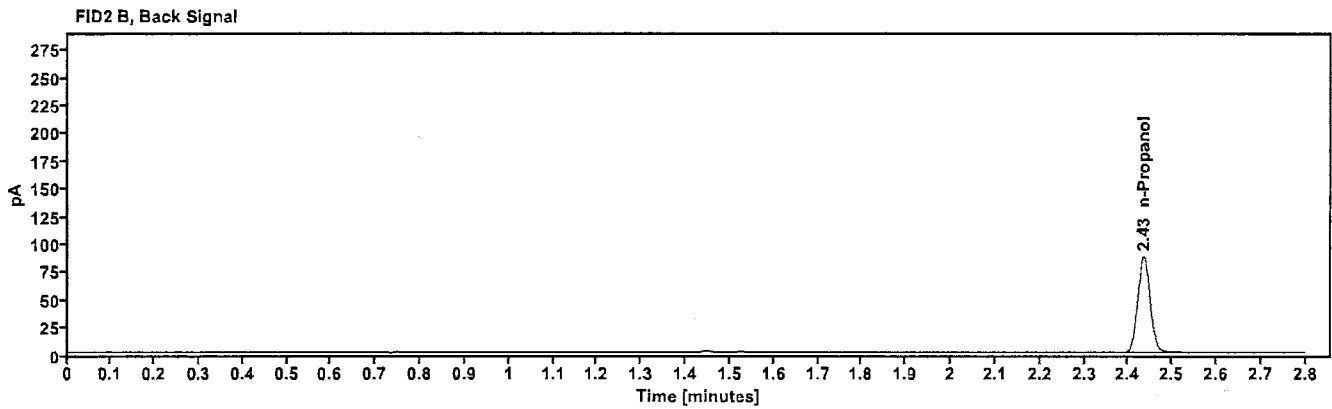
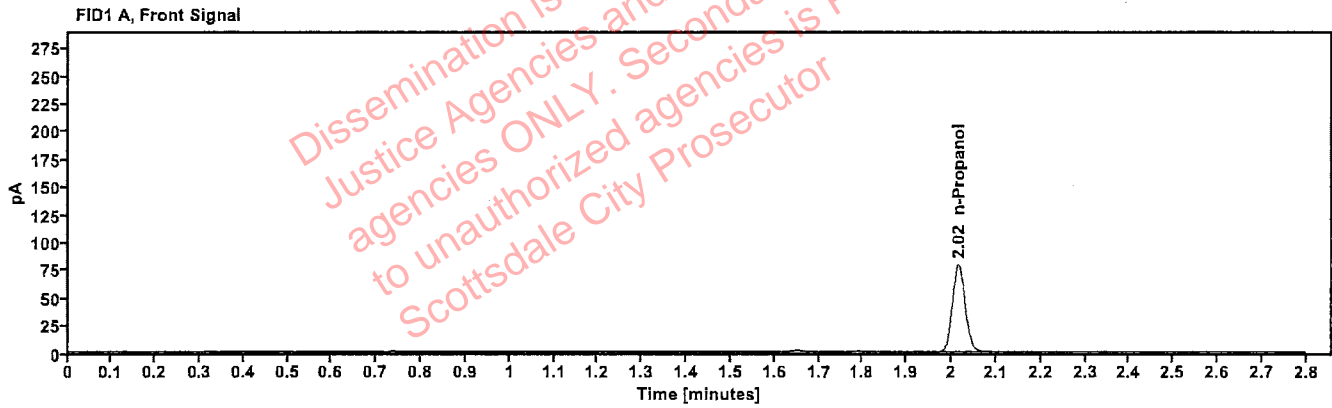


Table 1: FID 1 A (column DB-ALC1)

Compound	Amount (g/100mL)	Time (min)	Peak Area
n-Propanol	-----	2.015	157.467

Table 2: FID 2 B (column DB-ALC2)

Compound	Time (min)	Peak Area
n-Propanol	2.435	171.197

# Scottsdale Police Department Crime Lab Volatiles Analysis

fb

<b>Sample:</b> 050721MIX	<b>Vial:</b> 6
<b>Description:</b> Volatiles mix	<b>LIMS ID:</b>
<b>Method:</b> ethanol quant.M	<b>Sequence:</b> 09May23
<b>Instrument:</b> US14173023 CN14160045	<b>Injection date:</b> 5/9/2023 2:01:32 PM
<b>Data file:</b> C:\Chem321\Data\09May23\6.D	<b>Analyst:</b> Brooke

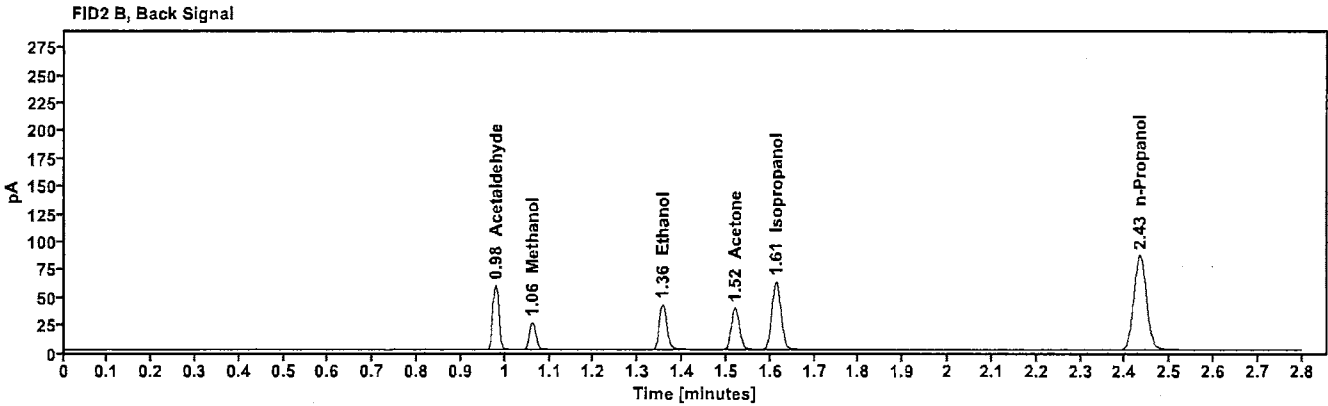
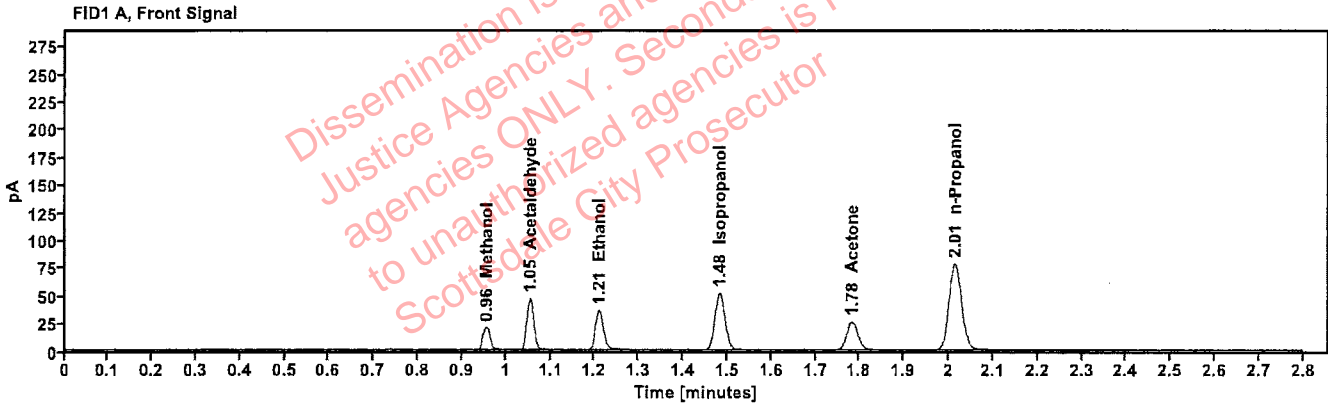


Table 1: FID 1 A (column DB-ALC1)

Compound	Amount (g/100mL)	Time (min)	Peak Area
Methanol	-----	0.956	23.262
Acetaldehyde	-----	1.054	51.141
>Ethanol	0.0759	1.209	45.278
Isopropanol	-----	1.482	82.314
Acetone	-----	1.783	44.650
n-Propanol	-----	2.014	156.026

Table 2: FID 2 B (column DB-ALC2)

Compound	Time (min)	Peak Area
Acetaldehyde	0.979	57.155
Methanol	1.061	25.758
Ethanol	1.355	49.280
Acetone	1.520	49.221
Isopropanol	1.613	91.160
n-Propanol	2.433	169.283



# Scottsdale Police Department Crime Lab Volatiles Analysis

<b>Sample:</b> 30012020-A	<b>Vial:</b> 7
<b>Description:</b> 0.400	<b>LIMS ID:</b> <span style="float: right;">PB</span>
<b>Method:</b> ethanol quant.M	<b>Sequence:</b> 09May23
<b>Instrument:</b> US14173023 CN14160045	<b>Injection date:</b> 5/9/2023 2:05:47 PM
<b>Data file:</b> C:\Chem32\1\Data\09May23\7.D	<b>Analyst:</b> Brooke

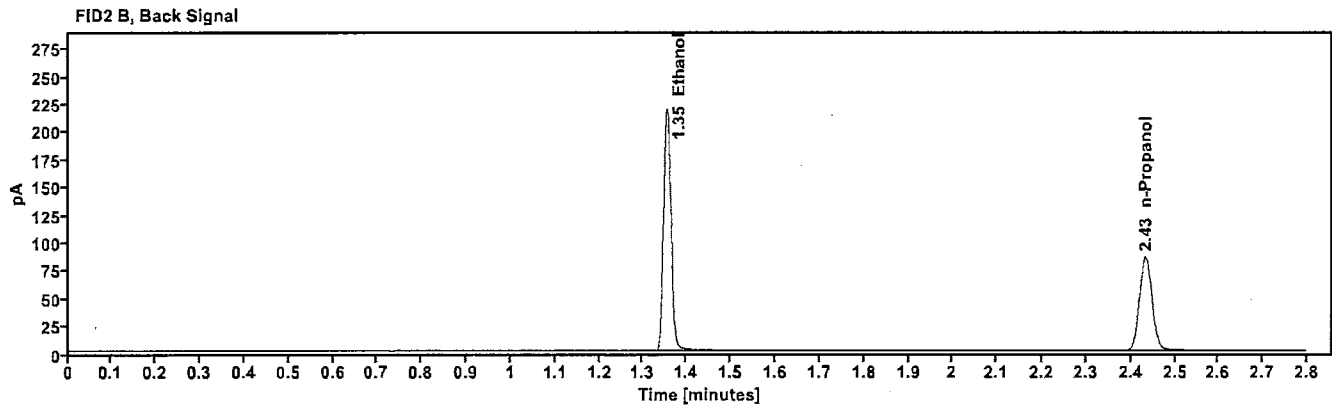
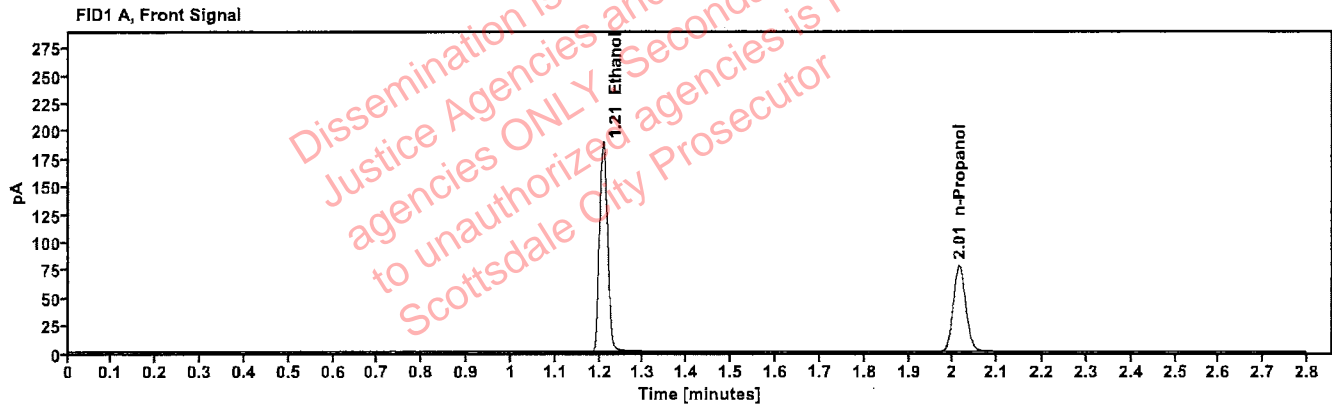


Table 1: FID 1 A (column DB-ALC1)

Compound	Amount (g/100mL)	Time (min)	Peak Area
>Ethanol	0.3978	1.208	239.290
n-Propanol	-----	2.014	154.838

Table 2: FID 2 B (column DB-ALC2)

Compound	Time (min)	Peak Area
Ethanol	1.355	262.700
n-Propanol	2.433	168.326

# Scottsdale Police Department Crime Lab Volatiles Analysis

Sample:	14082019-B	Vial:	8
Description:	0.040	LIMS ID:	
Method:	ethanol quant.M	Sequence:	09May23
Instrument:	US14173023 CN14160045	Injection date:	5/9/2023 2:09:48 PM
Data file:	C:\Chem32\1\Data\09May23\8.D	Analyst:	Brooke

488

Dissemination is restricted to Criminal Justice Agencies and authorized agencies ONLY. Secondary dissemination to unauthorized agencies is PROHIBITED. Scottsdale City Prosecutor

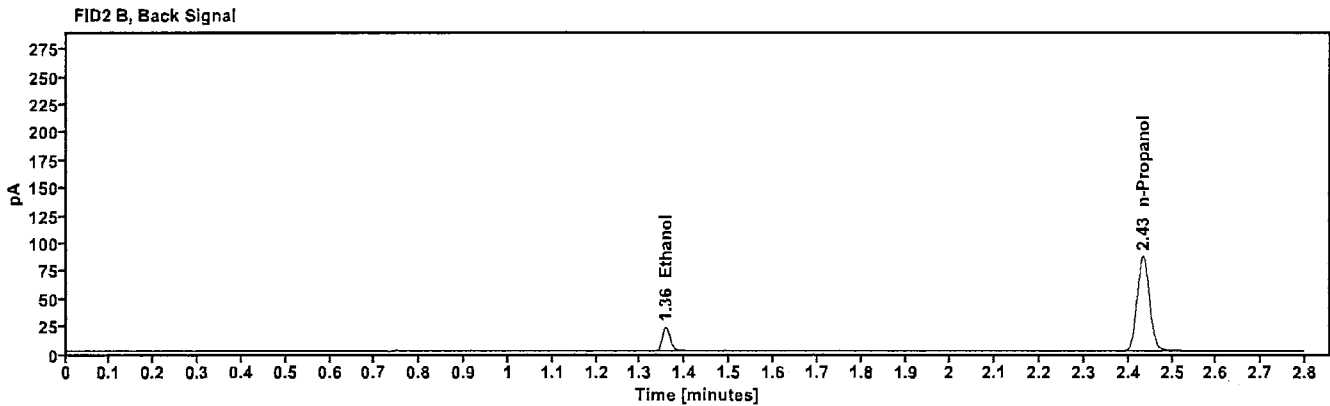
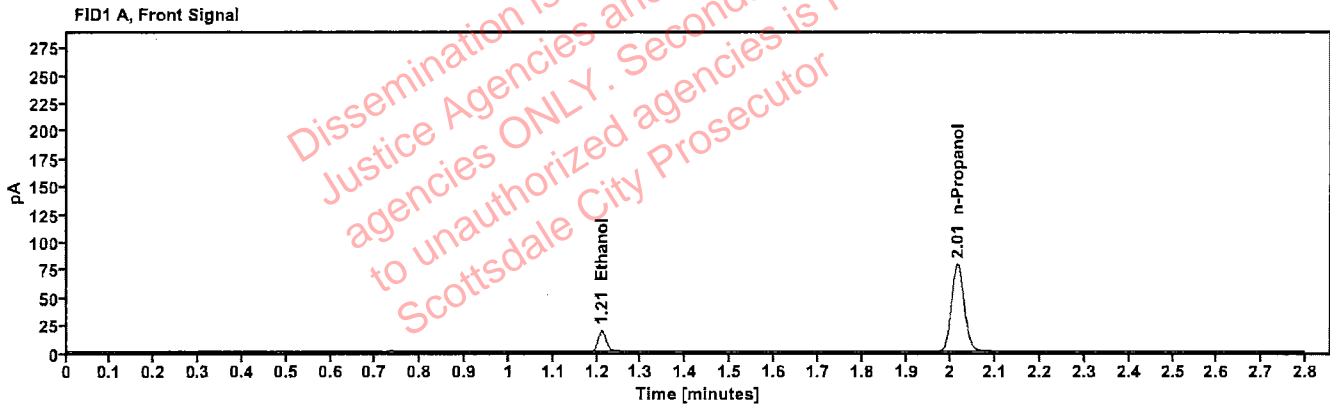


Table 1: FID 1 A (column DB-ALC1)

Compound	Amount (g/100mL)	Time (min)	Peak Area
>Ethanol	0.0412	1.211	24.203
n-Propanol	-----	2.015	156.435

Table 2: FID 2 B (column DB-ALC2)

Compound	Time (min)	Peak Area
Ethanol	1.357	26.347
n-Propanol	2.434	170.025

# Scottsdale Police Department Crime Lab Volatiles Analysis

<b>Sample:</b> 4110320133/10	<b>Vial:</b> 9
<b>Description:</b> 0.199	<b>LIMS ID:</b>
<b>Method:</b> ethanol quant.M	<b>Sequence:</b> 09May23
<b>Instrument:</b> US14173023 CN14160045	<b>Injection date:</b> 5/9/2023 2:13:48 PM
<b>Data file:</b> C:\Chem32\1\Data\09May23\9.D	<b>Analyst:</b> Brooke

*BB*

Dissemination is restricted to Criminal Justice Agencies and authorized agencies ONLY. Secondary dissemination to unauthorized agencies is PROHIBITED. Scottsdale City Prosecutor

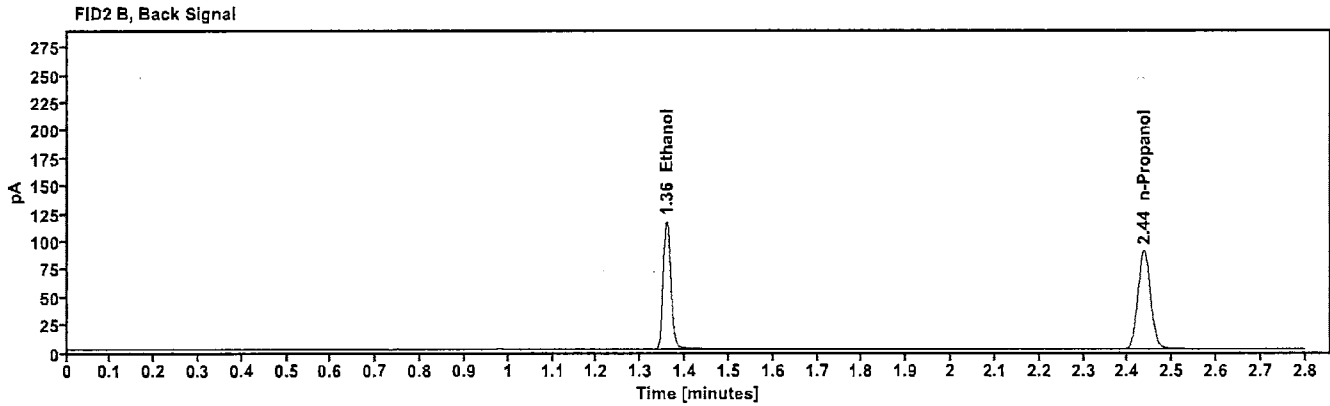
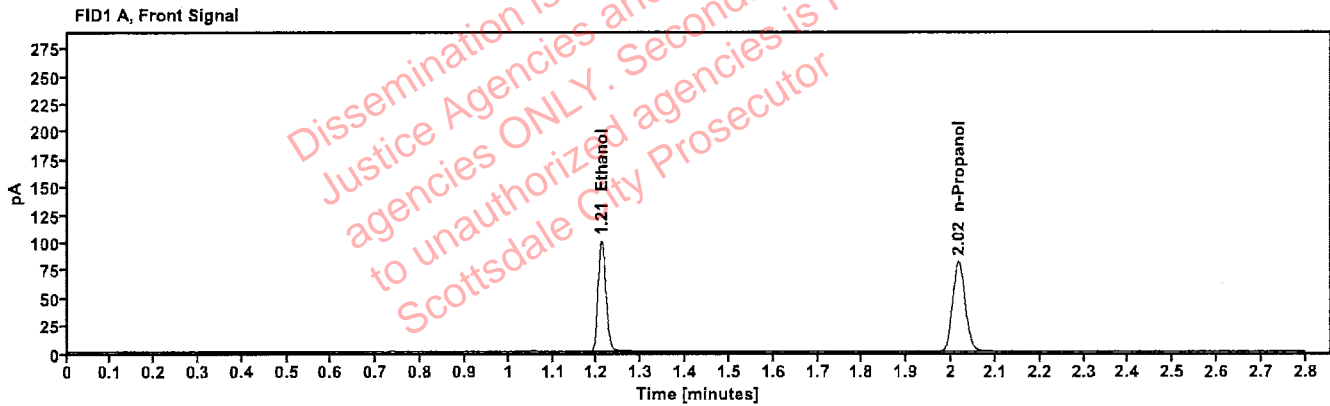


Table 1: FID 1 A (column DB-ALC1)

Compound	Amount (g/100mL)	Time (min)	Peak Area
>Ethanol	0.2030	1.210	127.653
n-Propanol	-----	2.016	162.437

Table 2: FID 2 B (column DB-ALC2)

Compound	Time (min)	Peak Area
Ethanol	1.358	139.687
n-Propanol	2.436	176.673

# Scottsdale Police Department Crime Lab Volatiles Analysis

<b>Sample:</b>	20012020-B	<b>Vial:</b>	20
<b>Description:</b>	0.080	<b>LIMS ID:</b>	
<b>Method:</b>	ethanol quant.M	<b>Sequence:</b>	09May23
<b>Instrument:</b>	US14173023 CN14160045	<b>Injection date:</b>	5/9/2023 2:58:17 PM
<b>Data file:</b>	C:\Chem32\1\Data\09May23\20.D	<b>Analyst:</b>	Brooke

AB

Dissemination is restricted to Criminal Justice Agencies and authorized agencies ONLY. Secondary dissemination to unauthorized agencies is PROHIBITED. Scottsdale City Prosecutor

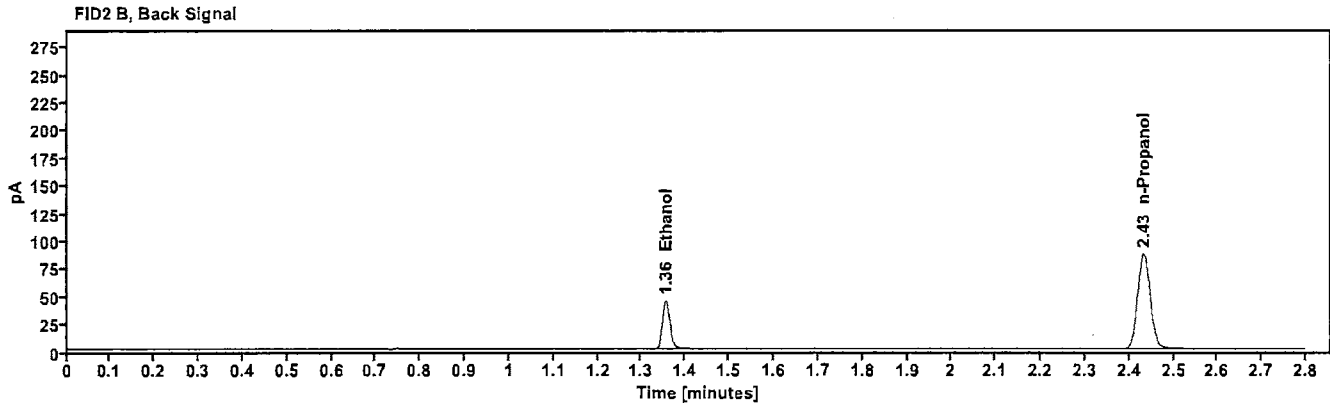
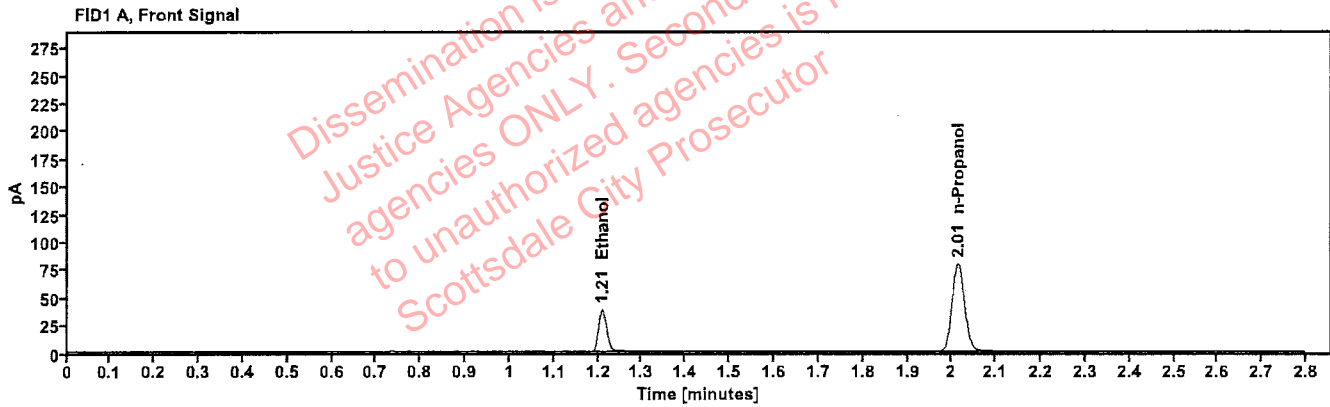


Table 1: FID 1 A (column DB-ALC1)

Compound	Amount (g/100mL)	Time (min)	Peak Area
>Ethanol	0.0804	1.209	48.635
n-Propanol	---	2.014	158.147

Table 2: FID 2 B (column DB-ALC2)

Compound	Time (min)	Peak Area
Ethanol	1.355	53.079
n-Propanol	2.433	171.874

# Scottsdale Police Department Crime Lab Volatiles Analysis

<b>Sample:</b>	4110320133/10	<b>Vial:</b>	31
<b>Description:</b>	0.199	<b>LIMS ID:</b>	
<b>Method:</b>	ethanol quant.M	<b>Sequence:</b>	09May23
<b>Instrument:</b>	US14173023 CN14160045	<b>Injection date:</b>	5/9/2023 3:42:48 PM
<b>Data file:</b>	C:\Chem32\1\Data\09May23\31.D	<b>Analyst:</b>	Brooke

YB

Dissemination is restricted to Criminal Justice Agencies and authorized agencies ONLY. Secondary dissemination to unauthorized agencies is PROHIBITED. Scottsdale City Prosecutor

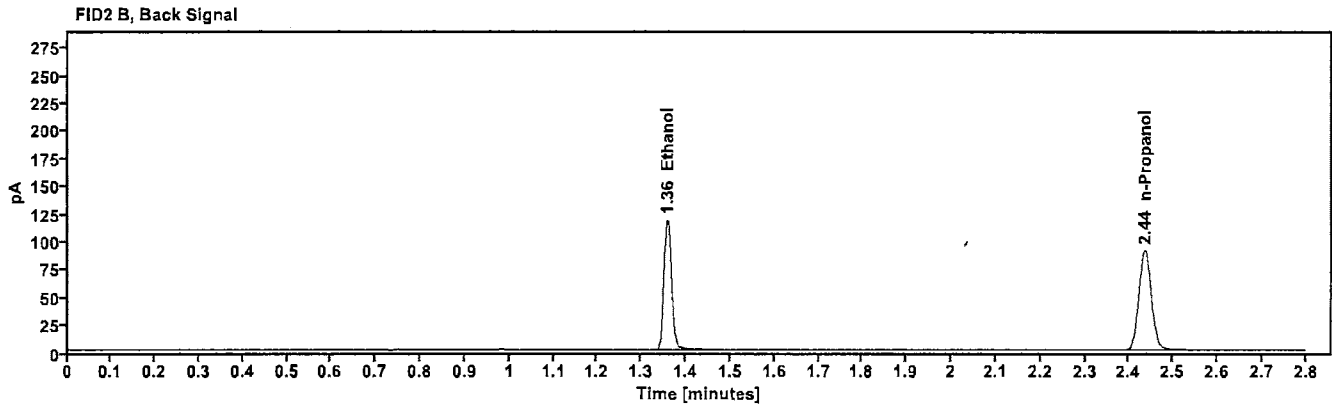
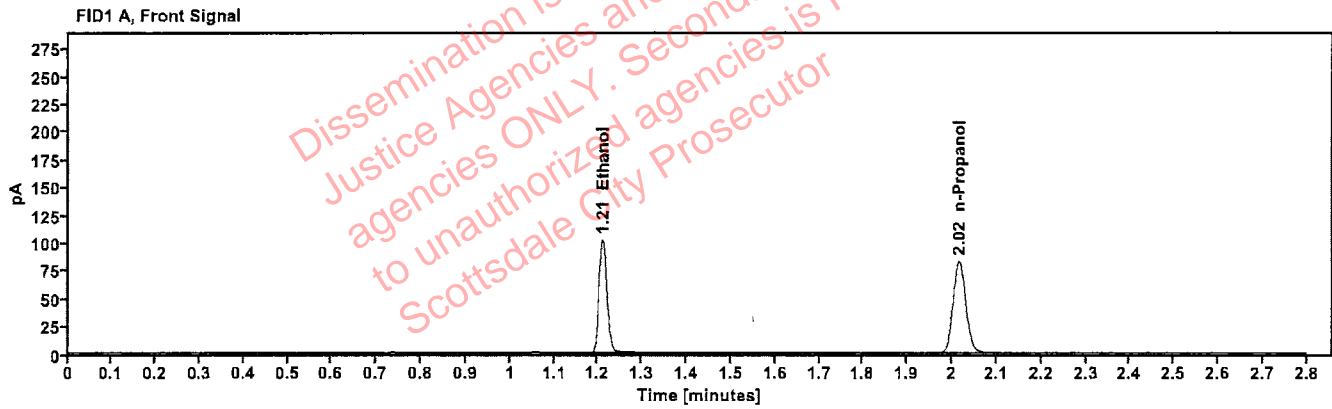


Table 1: FID 1 A (column DB-ALC1)

Compound	Amount (g/100mL)	Time (min)	Peak Area
>Ethanol	0.2041	1.210	130.388
n-Propanol	---	2.016	165.043

Table 2: FID 2 B (column DB-ALC2)

Compound	Time (min)	Peak Area
Ethanol	1.358	142.520
n-Propanol	2.435	179.372

# Scottsdale Police Department Crime Lab Volatiles Analysis

<b>Sample:</b>	20012020-B	<b>Vial:</b>	42
<b>Description:</b>	0.080	<b>LIMS ID:</b>	
<b>Method:</b>	ethanol quant.M	<b>Sequence:</b>	09May23
<b>Instrument:</b>	US14173023 CN14160045	<b>Injection date:</b>	5/9/2023 4:27:03 PM
<b>Data file:</b>	C:\Chem32\1\Data\09May23\42.D	<b>Analyst:</b>	Brooke

*BB*

Dissemination is restricted to Criminal Justice Agencies and authorized agencies ONLY. Secondary dissemination to unauthorized agencies is PROHIBITED. Scottsdale City Prosecutor

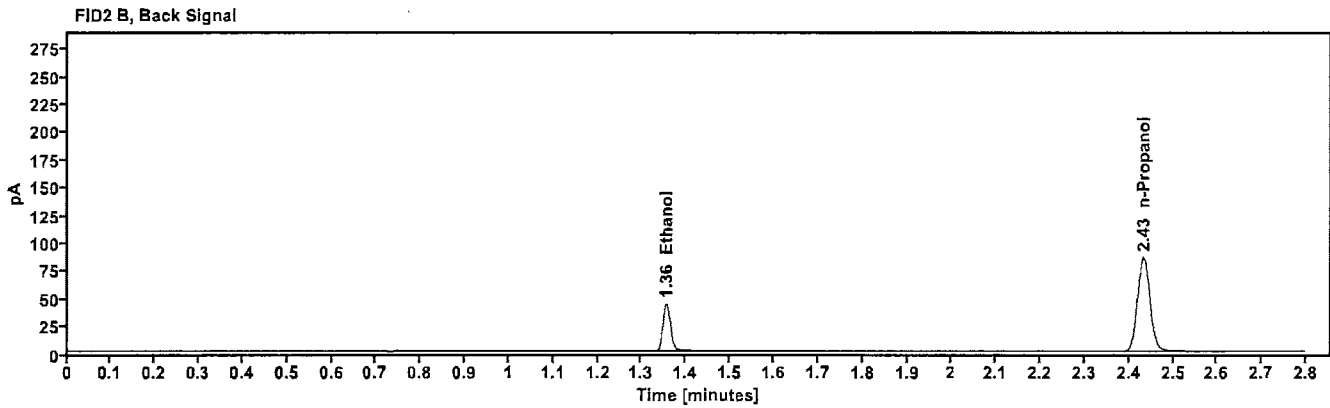
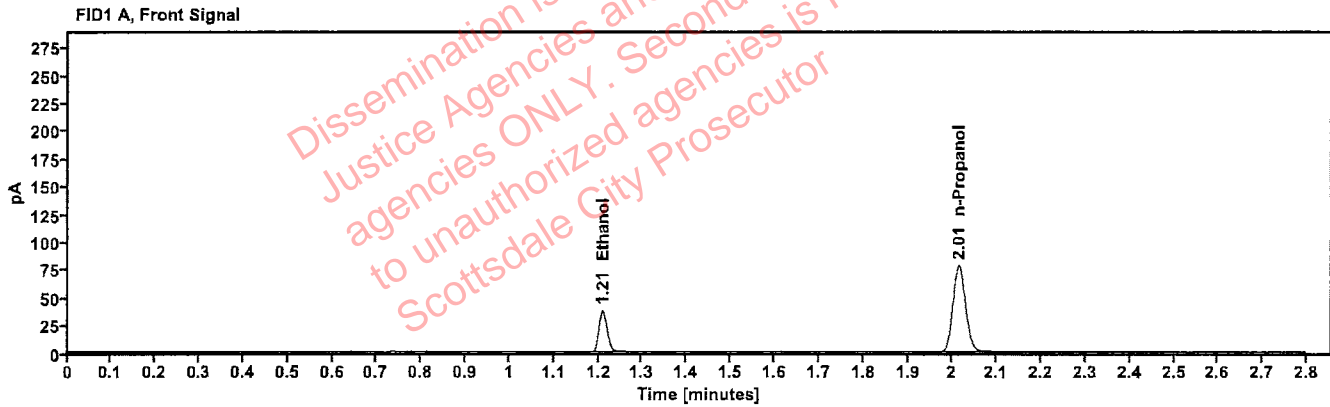


Table 1: FID 1 A (column DB-ALC1)

Compound	Amount (g/100mL)	Time (min)	Peak Area
>Ethanol	0.0801	1.209	47.620
n-Propanol	-----	2.014	155.378

Table 2: FID 2 B (column DB-ALC2)

Compound	Time (min)	Peak Area
Ethanol	1.355	52.060
n-Propanol	2.433	168.944

# Scottsdale Police Department Crime Lab Volatiles Analysis

<b>Sample:</b>	30012020-A	<b>Vial:</b>	53
<b>Description:</b>	0.400	<b>LIMS ID:</b>	
<b>Method:</b>	ethanol quant.M	<b>Sequence:</b>	09May23
<b>Instrument:</b>	US14173023 CN14160045	<b>Injection date:</b>	5/9/2023 5:11:32 PM
<b>Data file:</b>	C:\Chem32\1\Data\09May23\53.D	<b>Analyst:</b>	Brooke

(18)

Dissemination is restricted to Criminal Justice Agencies and authorized agencies ONLY. Secondary dissemination to unauthorized agencies is PROHIBITED. Scottsdale City Prosecutor

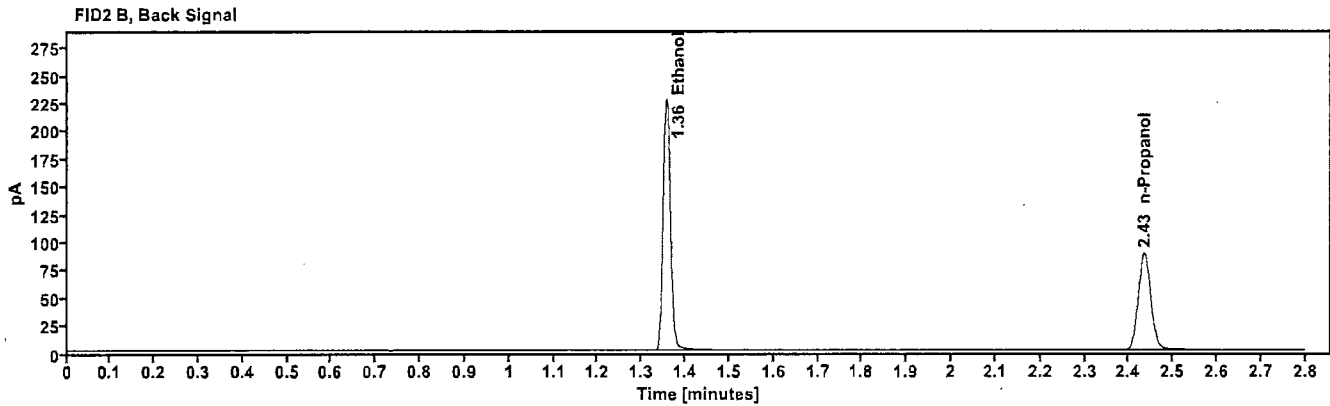
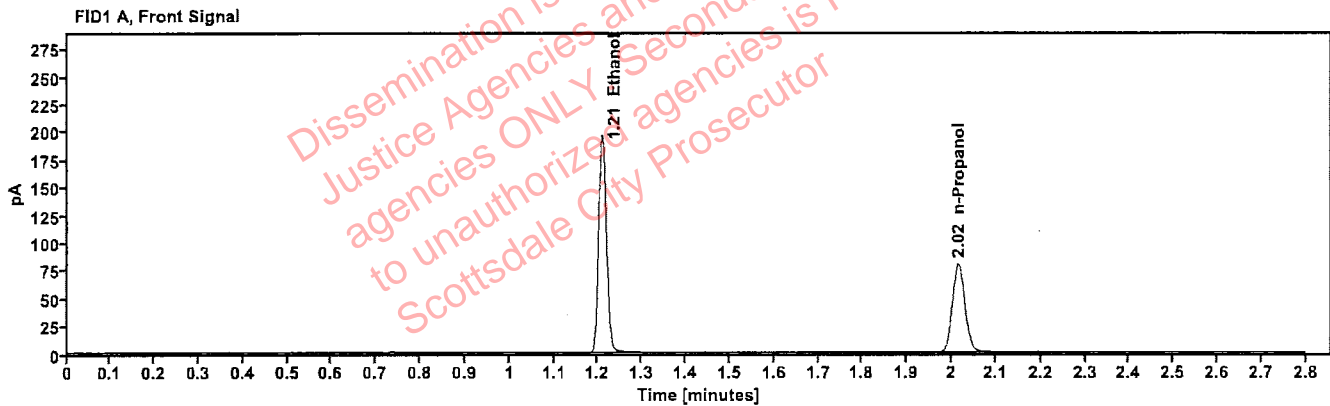


Table 1: FID 1 A (column DB-ALC1)

Compound	Amount (g/100mL)	Time (min)	Peak Area
>Ethanol	0.4008	1.209	248.791
n-Propanol	-----	2.015	159.801

Table 2: FID 2 B (column DB-ALC2)

Compound	Time (min)	Peak Area
Ethanol	1.356	273.682
n-Propanol	2.435	173.825

# Scottsdale Police Department Crime Lab Volatiles Analysis

<b>Sample:</b>	14082019-B	<b>Vial:</b>	54
<b>Description:</b>	0.040	<b>LIMS ID:</b>	
<b>Method:</b>	ethanol quant.M	<b>Sequence:</b>	09May23
<b>Instrument:</b>	US14173023 CN14160045	<b>Injection date:</b>	5/9/2023 5:15:32 PM
<b>Data file:</b>	C:\Chem32\1\Data\09May23\54.D	<b>Analyst:</b>	Brooke

*JB*

Dissemination is restricted to Criminal Justice Agencies and authorized personnel only. Secondary dissemination to unauthorized agencies is PROHIBITED. Scottsdale City Prosecutor

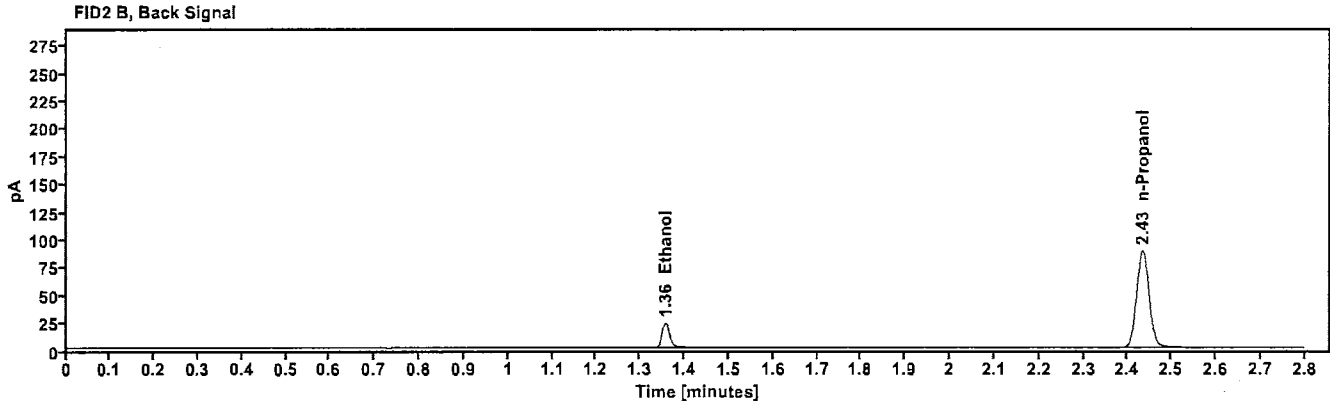
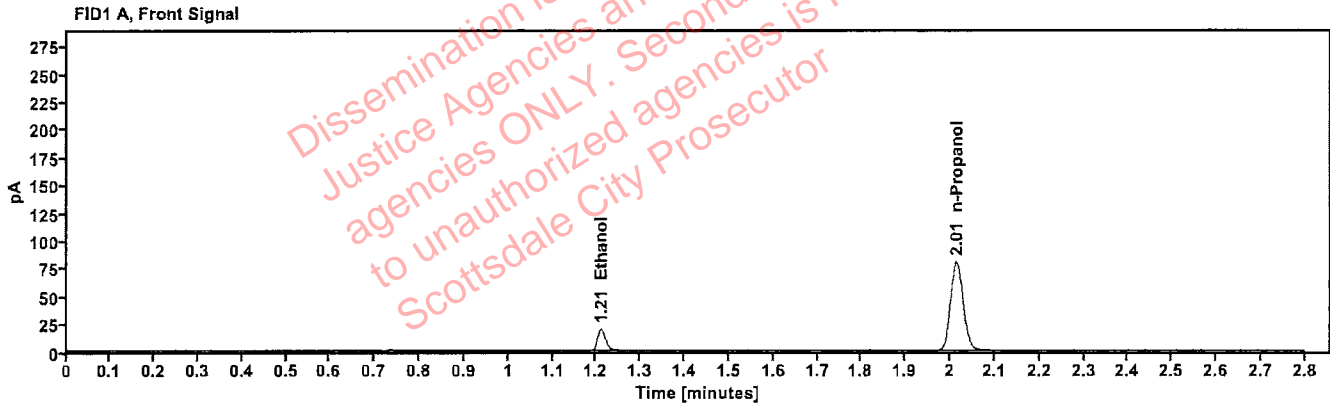


Table 1: FID 1 A (column DB-ALC1)

Compound	Amount (g/100mL)	Time (min)	Peak Area
>Ethanol	0.0413	1.210	24.827
n-Propanol	---	2.014	160.072

Table 2: FID 2 B (column DB-ALC2)

Compound	Time (min)	Peak Area
Ethanol	1.357	27.099
n-Propanol	2.433	174.065



# Scottsdale Police Department Crime Lab Volatiles Analysis

Sample:	4110320133/10	Vial:	55
Description:	0.199	LIMS ID:	
Method:	ethanol quant.M	Sequence:	09May23
Instrument:	US14173023 CN14160045	Injection date:	5/9/2023 5:19:47 PM
Data file:	C:\Chem32\1\Data\09May23\55.D	Analyst:	Brooke

PB

Dissemination is restricted to Criminal Justice Agencies and authorized agencies ONLY. Secondary dissemination to unauthorized agencies is PROHIBITED. Scottsdale City Prosecutor

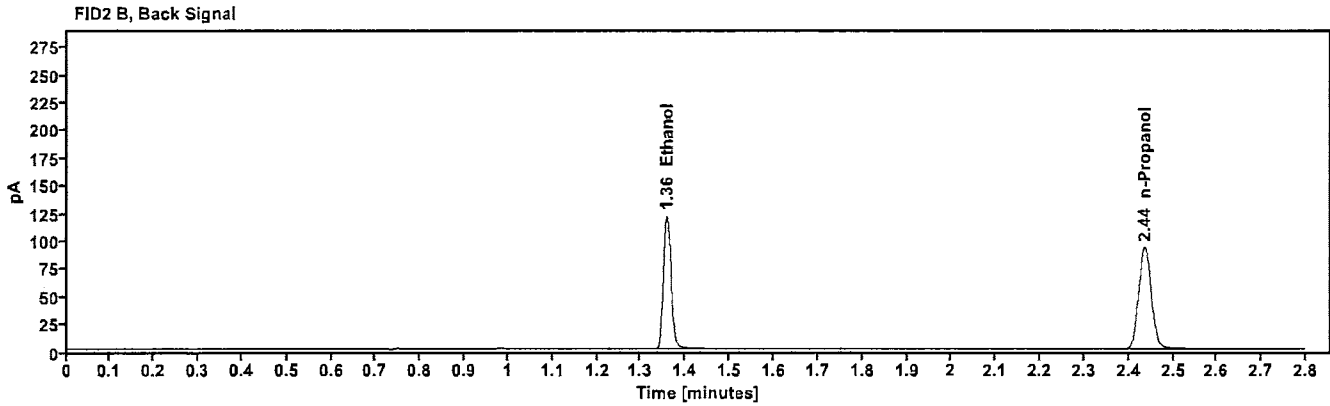
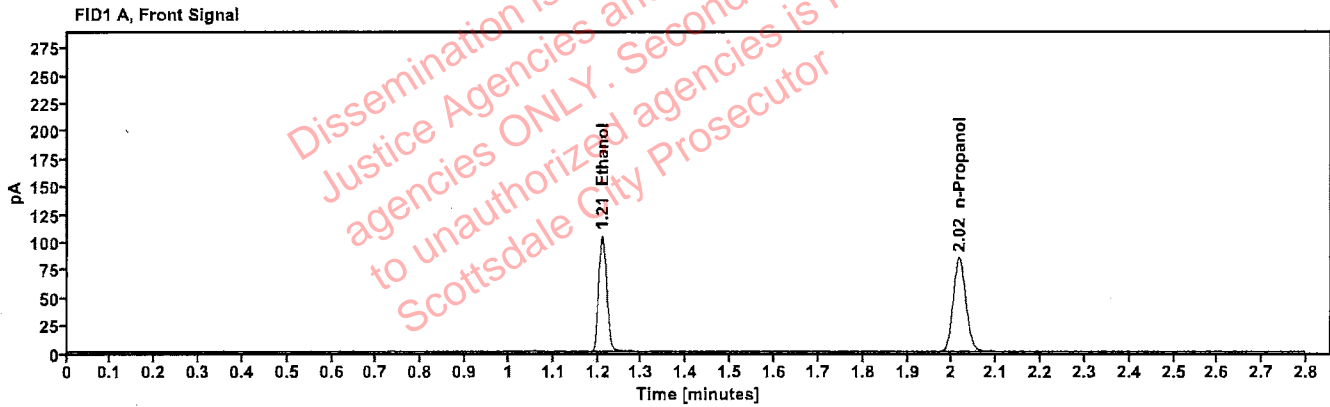


Table 1: FID 1 A (column DB-ALC1)

Compound	Amount (g/100mL)	Time (min)	Peak Area
>Ethanol	0.2041	1.210	133.420
n-Propanol	---	2.016	168.888

Table 2: FID 2 B (column DB-ALC2)

Compound	Time (min)	Peak Area
Ethanol	1.358	146.074
n-Propanol	2.436	183.655

# Scottsdale Police Department Crime Lab Volatiles Analysis

<b>Sample:</b>	031623AQ	<b>Vial:</b>	56
<b>Description:</b>	Negative	<b>LIMS ID:</b>	
<b>Method:</b>	ethanol quant.M	<b>Sequence:</b>	09May23
<b>Instrument:</b>	US14173023 CN14160045	<b>Injection date:</b>	5/9/2023 5:23:47 PM
<b>Data file:</b>	C:\Chem32\1\Data\09May23\56.D	<b>Analyst:</b>	Brooke

JB

Dissemination is restricted to Criminal Justice Agencies and authorized agencies ONLY. Secondary dissemination to unauthorized agencies is PROHIBITED. Scottsdale City Prosecutor

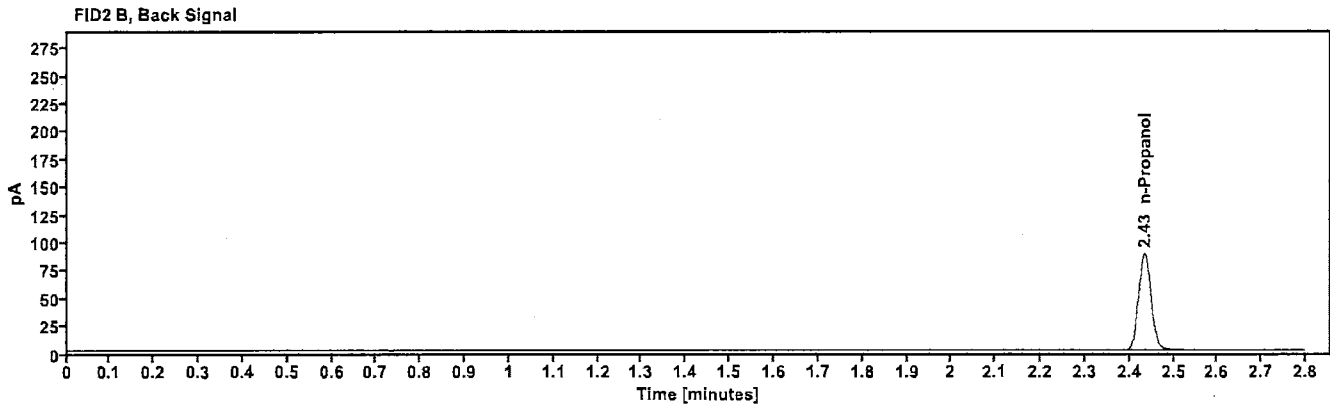
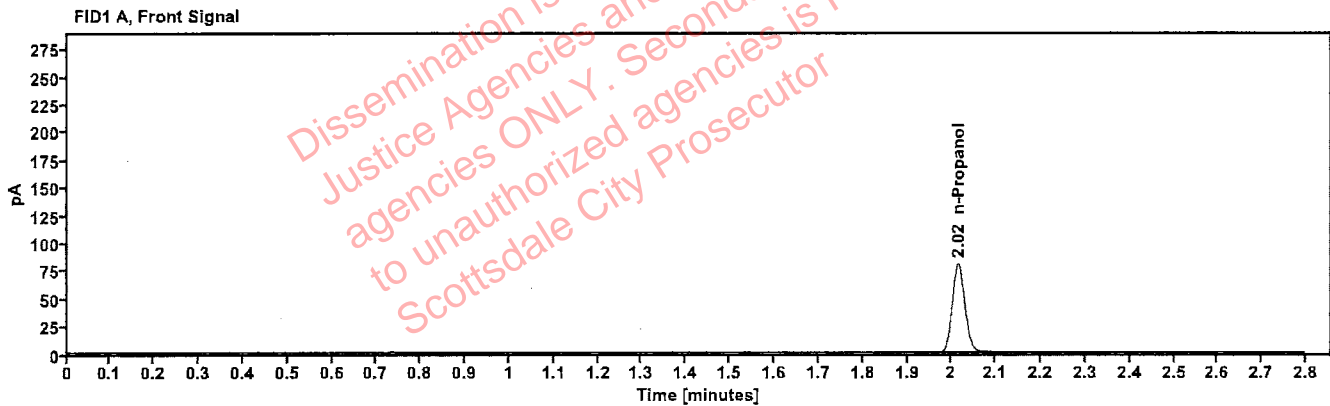


Table 1: FID 1 A (column DB-ALC1)

Compound	Amount (g/100mL)	Time (min)	Peak Area
n-Propanol	---	2.015	159.864

Table 2: FID 2 B (column DB-ALC2)

Compound	Time (min)	Peak Area
n-Propanol	2.434	173.792

# Sequence Summary

PB

Sequence name: 09May23      Instrument: US14173023 CN14160045      Analyst: Brooke

Vial	Sample	Description	Type	LIMS ID	Method
1	FN10051909	0.020 calibrator	Calibration		ethanol quant.M
2	FN05311902	0.100 calibrator	Calibration		ethanol quant.M
3	FN02052101	0.200 calibrator	Calibration		ethanol quant.M
4	FN03052102	0.400 calibrator	Calibration		ethanol quant.M
5	011823WB	Negative	Control		ethanol quant.M
6	050721MIX	Volatiles mix	Control		ethanol quant.M
7	30012020-A	0.400	Control		ethanol quant.M
8	14082019-B	0.040	Control		ethanol quant.M
9	4110320133/10	0.199	Control		ethanol quant.M
10	408-02T.G.		Sample		ethanol quant.M
11	408-02T.G.		Sample		ethanol quant.M
12	423-01D.T.		Sample		ethanol quant.M
13	423-01D.T.		Sample		ethanol quant.M
14	408-01J.P.		Sample		ethanol quant.M
15	408-01J.P.		Sample		ethanol quant.M
16	404-01T.J.		Sample		ethanol quant.M
17	404-01T.J.		Sample		ethanol quant.M
18	334-01R.T.		Sample		ethanol quant.M
19	334-01R.T.		Sample		ethanol quant.M
20	20012020-B	0.080	Control		ethanol quant.M
21	319-01J.C.		Sample		ethanol quant.M
22	319-01J.C.		Sample		ethanol quant.M
23	334-01J.B.		Sample		ethanol quant.M
24	334-01J.B.		Sample		ethanol quant.M
25	334-01I.K.		Sample		ethanol quant.M
26	334-01I.K.		Sample		ethanol quant.M
27	390-01J.B.		Sample		ethanol quant.M
28	390-01J.B.		Sample		ethanol quant.M
29	327-01S.H.		Sample		ethanol quant.M
30	327-01S.H.		Sample		ethanol quant.M
31	4110320133/10	0.199	Control		ethanol quant.M
32	414-01M.W.		Sample		ethanol quant.M
33	414-01M.W.		Sample		ethanol quant.M
34	425-01V.G.		Sample		ethanol quant.M
35	425-01V.G.		Sample		ethanol quant.M
36	318-01C.S.		Sample		ethanol quant.M
37	318-01C.S.		Sample		ethanol quant.M
38	2308833-2		Sample		ethanol quant.M
39	2308833-2		Sample		ethanol quant.M
40	2224993-2		Sample		ethanol quant.M
41	2224993-2		Sample		ethanol quant.M
42	20012020-B	0.080	Control		ethanol quant.M
43	2308929-3		Sample		ethanol quant.M
44	2308929-3		Sample		ethanol quant.M
45	2309105-2		Sample		ethanol quant.M
46	2309105-2		Sample		ethanol quant.M
47	2309155-2		Sample		ethanol quant.M

# Sequence Summary

FB

48	2309155-2		Sample		ethanol quant.M
49	2222861-2		Sample		ethanol quant.M
50	2222861-2		Sample		ethanol quant.M
51	2305887-2		Sample		ethanol quant.M
52	2305887-2		Sample		ethanol quant.M
53	30012020-A	0.400	Control		ethanol quant.M
54	14082019-B	0.040	Control		ethanol quant.M
55	4110320133/10	0.199	Control		ethanol quant.M
56	031623AQ	Negative	Control		ethanol quant.M

Dissemination is restricted to Criminal Justice Agencies and authorized agencies ONLY. Secondary dissemination to unauthorized agencies is PROHIBITED.  
Scottsdale City Prosecutor

# Scottsdale Police Department Crime Laboratory

## Summary of Cases

PB

SEQUENCE NAME: 09May23

ANALYST: Brooke

Vials	Test 1 (g/dL)	Test 2 (g/dL)	Mean (g/dL)	Percent Difference*	Absolute Difference (g/dL)*
10 11	0.0561	0.0556	0.05585	0.45	0.00025
12 13	0.2001	0.2030	0.20155	0.72	0.00145
14 15	0.1677	0.1679	0.16780	0.06	0.00010
16 17	0.0344	0.0341	0.03425	0.44	0.00015
18 19	0.2112	0.2159	0.21355	1.10	0.00235
21 22	0.0261	0.0258	0.02595	0.58	0.00015
23 24	0.1058	0.1072	0.10650	0.66	0.00070
25 26	0.1577	0.1540	0.15585	1.19	0.00185
27 28	0.2866	0.2841	0.28535	0.44	0.00125
29 30	0.0699	0.0706	0.07025	0.50	0.00035
32 33	0.1087	0.1087	0.10870	0.00	0.00000
34 35	0.1375	0.1387	0.13810	0.43	0.00060
36 37	0.1413	0.1424	0.14185	0.39	0.00055
38 39	0.1715	0.1720	0.17175	0.15	0.00025
40 41	0.1018	0.1024	0.10210	0.29	0.00030
43 44	0.1947	0.1904	0.19255	1.12	0.00215
45 46	0.1135	0.1158	0.11465	1.00	0.00115
47 48	0.1506	0.1494	0.15000	0.40	0.00060
49 50	0.1006	0.0995	0.10005	0.55	0.00055
51 52	0.1233	0.1232	0.12325	0.04	0.00005

\*Calculated differences are differences from the mean of the two results.



### Scottsdale Police Department Crime Lab Volatiles Analysis

Sample:	408-02T.G.	Vial:	10
Description:	██████████	LIMS ID:	██████████
Method:	ethanol quant.M	Sequence:	09May23
Instrument:	US14173023 CN14160045	Injection date:	5/9/2023 2:17:47 PM
Data file:	C:\Chem32\1\Data\09May23\10.D	Analyst:	Brooke

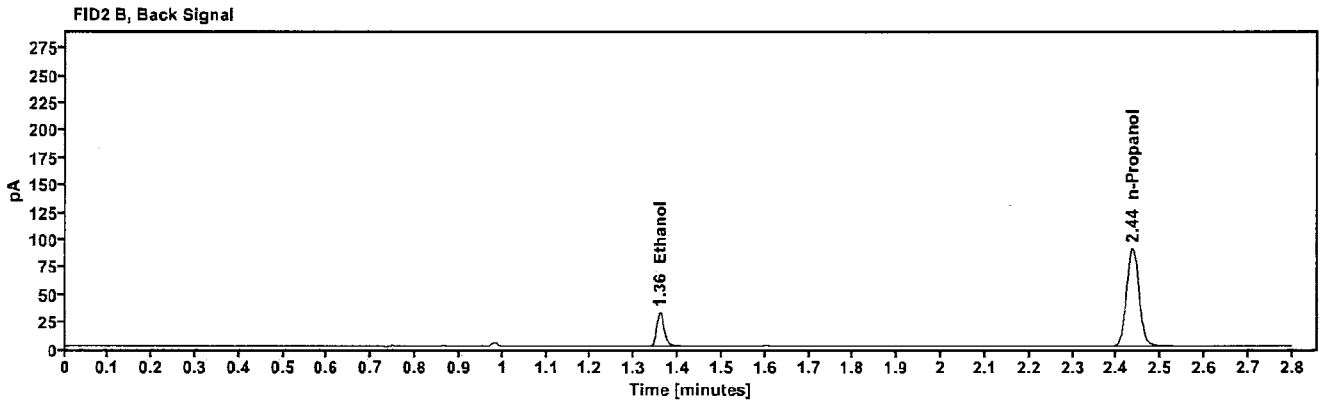
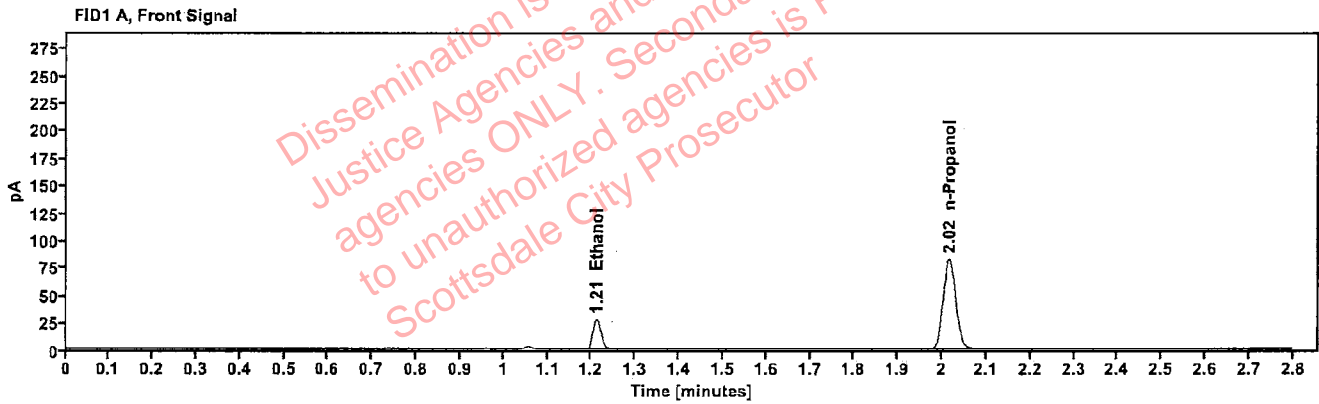


Table 1: FID 1 A (column DB-ALC1)

Compound	Amount (g/100mL)	Time (min)	Peak Area
>Ethanol	0.0561	1.211	34.850
n-Propanol	---	2.016	163.712

Table 2: FID 2 B (column DB-ALC2)

Compound	Time (min)	Peak Area
Ethanol	1.359	38.519
n-Propanol	2.436	178.314

### Scottsdale Police Department Crime Lab Volatiles Analysis

Sample:	408-02T.G.	Vial:	11
Description:	██████████	LIMS ID:	██████████
Method:	ethanol quant.M	Sequence:	09May23
Instrument:	US14173023 CN14160045	Injection date:	5/9/2023 2:21:48 PM
Data file:	C:\Chem32\1\Data\09May23\11.D	Analyst:	Brooke

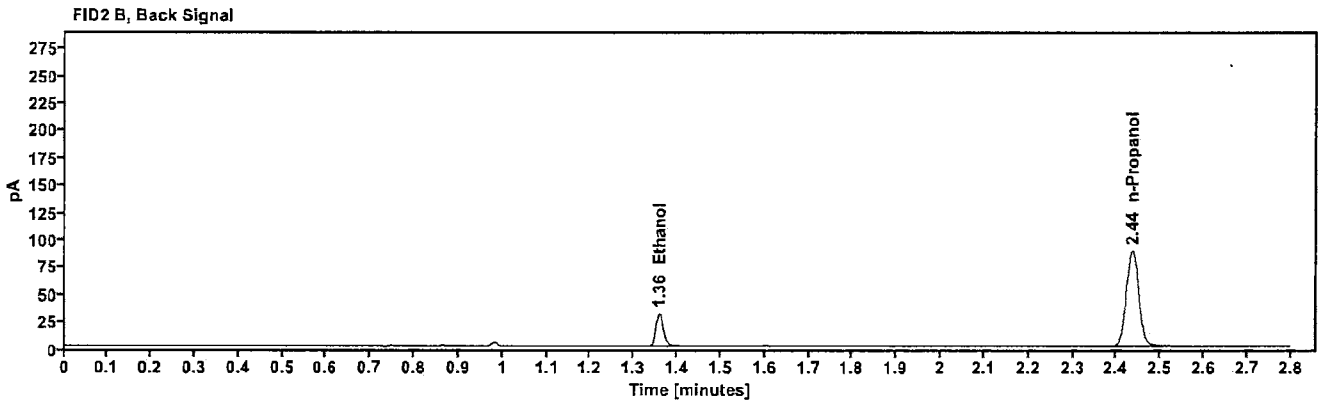
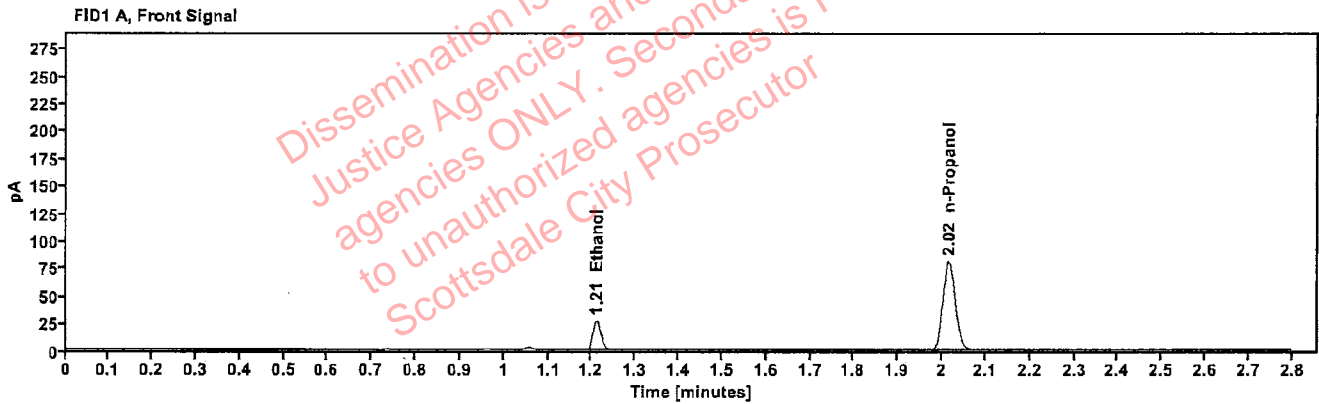


Table 1: FID 1 A (column DB-ALC1)

Compound	Amount (g/100mL)	Time (min)	Peak Area
>Ethanol	0.0556	1.211	33.835
n-Propanol	-----	2.016	160.406

Table 2: FID 2 B (column DB-ALC2)

Compound	Time (min)	Peak Area
Ethanol	1.358	37.446
n-Propanol	2.435	174.747



Case: [REDACTED]: Brooke, Phillip - (10-May-2023)

User: pbrooke 5/10/2023

### Scottsdale Police Department Crime Lab Volatiles Analysis

Sample:	423-01D.T.	Vial:	12
Description:	[REDACTED]	LIMS ID:	[REDACTED]
Method:	ethanol quant.M	Sequence:	09May23
Instrument:	US14173023 CN14160045	Injection date:	5/9/2023 2:25:48 PM
Data file:	C:\Chem32\1\Data\09May23\12.D	Analyst:	Brooke

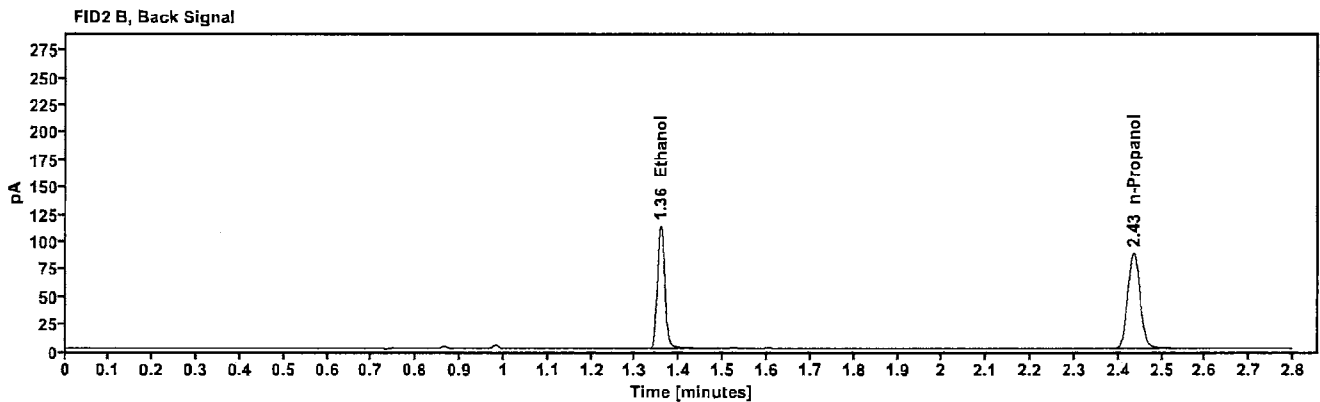
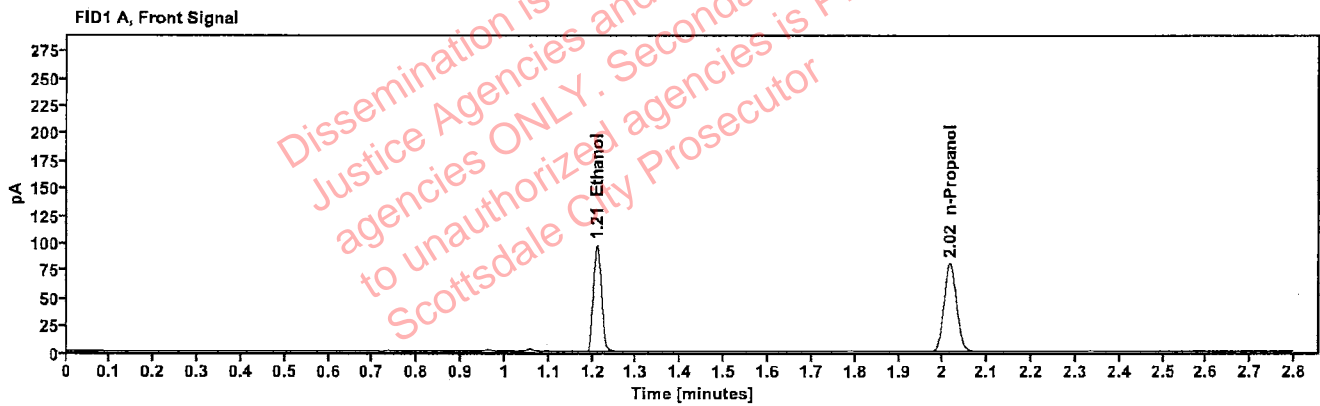


Table 1: FID 1 A (column DB-ALC1)

Compound	Amount (g/100mL)	Time (min)	Peak Area
>Ethanol	0.2001	1.210	123.627
n-Propanol	-----	2.015	159.614

Table 2: FID 2 B (column DB-ALC2)

Compound	Time (min)	Peak Area
Ethanol	1.357	135.617
n-Propanol	2.435	173.910

[REDACTED]: Brooke, Phillip - (10-May-2023)

Case: [REDACTED] User: pbrooke 5/10/2023

### Scottsdale Police Department Crime Lab Volatiles Analysis

Sample:	423-01D.T.	Vial:	13
Description:	[REDACTED]	LIMS ID:	[REDACTED]
Method:	ethanol quant.M	Sequence:	09May23
Instrument:	US14173023 CN14160045	Injection date:	5/9/2023 2:30:02 PM
Data file:	C:\Chem32\1\Data\09May23\13.D	Analyst:	Brooke

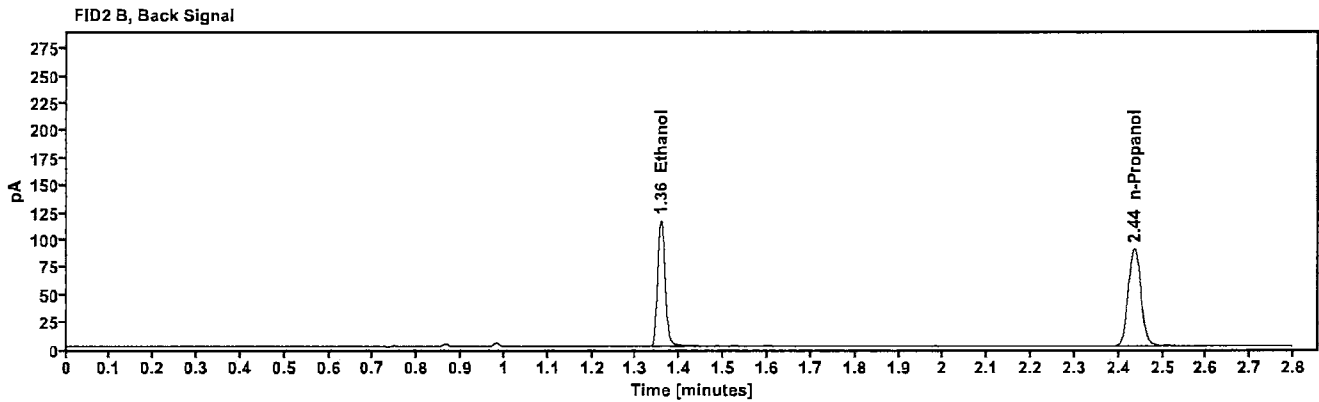
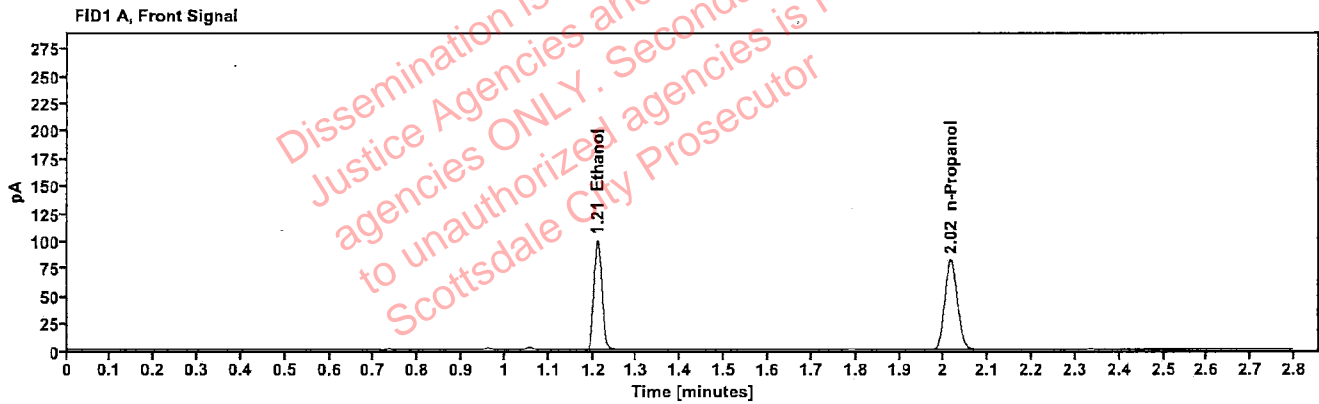


Table 1: FID 1 A (column DB-ALC1)

Compound	Amount (g/100mL)	Time (min)	Peak Area
>Ethanol	0.2030	1.210	127.681
n-Propanol	—	2.016	162.473

Table 2: FID 2 B (column DB-ALC2)

Compound	Time (min)	Peak Area
Ethanol	1.358	139.669
n-Propanol	2.435	176.963

██████████: Brooke, Phillip - (10-May-2023)

Case: ██████████ User: pbrooke 5/10/2023

### Scottsdale Police Department Crime Lab Volatiles Analysis

Sample:	408-01J.P.	Vial:	14
Description:	██████████	LIMS ID:	██████████
Method:	ethanol quant.M	Sequence:	09May23
Instrument:	US14173023 CN14160045	Injection date:	5/9/2023 2:34:02 PM
Data file:	C:\Chem32\1\Data\09May23\14.D	Analyst:	Brooke

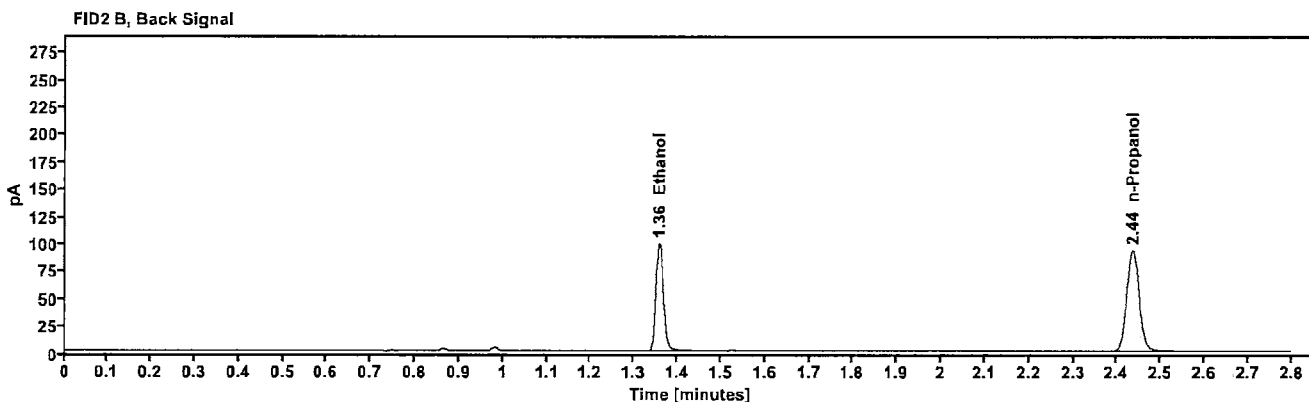
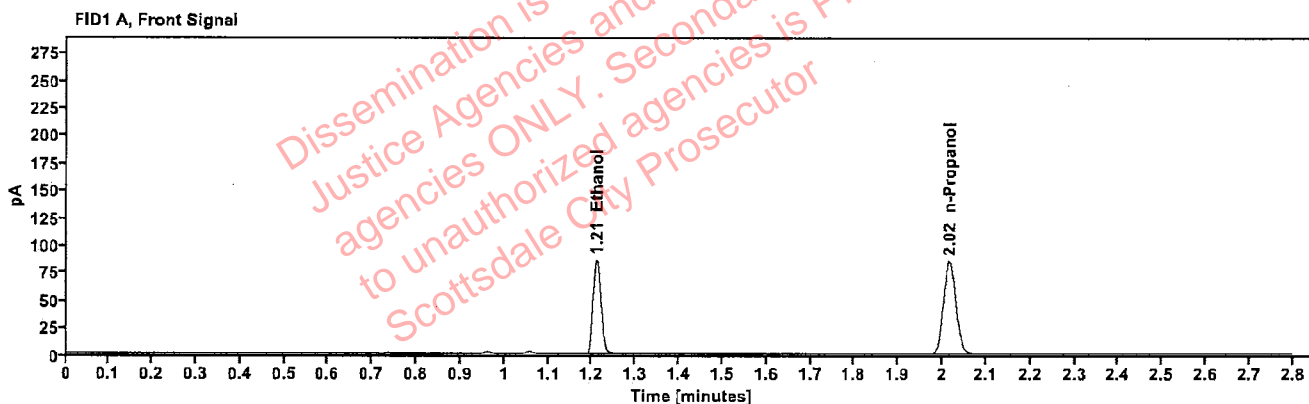


Table 1: FID 1 A (column DB-ALC1)

Compound	Amount (g/100mL)	Time (min)	Peak Area
>Ethanol	0.1677	1.210	109.077
n-Propanol	-----	2.016	168.321

Table 2: FID 2 B (column DB-ALC2)

Compound	Time (min)	Peak Area
Ethanol	1.358	119.322
n-Propanol	2.435	183.164

██████████: Brooke, Phillip - (10-May-2023)

Case: ██████████ User: pbrooke 5/10/2023

### Scottsdale Police Department Crime Lab Volatiles Analysis

Sample:	408-01J.P.	Vial:	15
Description:	██████████	LIMS ID:	██████████
Method:	ethanol quant.M	Sequence:	09May23
Instrument:	US14173023 CN14160045	Injection date:	5/9/2023 2:38:02 PM
Data file:	C:\Chem32\1\Data\09May23\15.D	Analyst:	Brooke

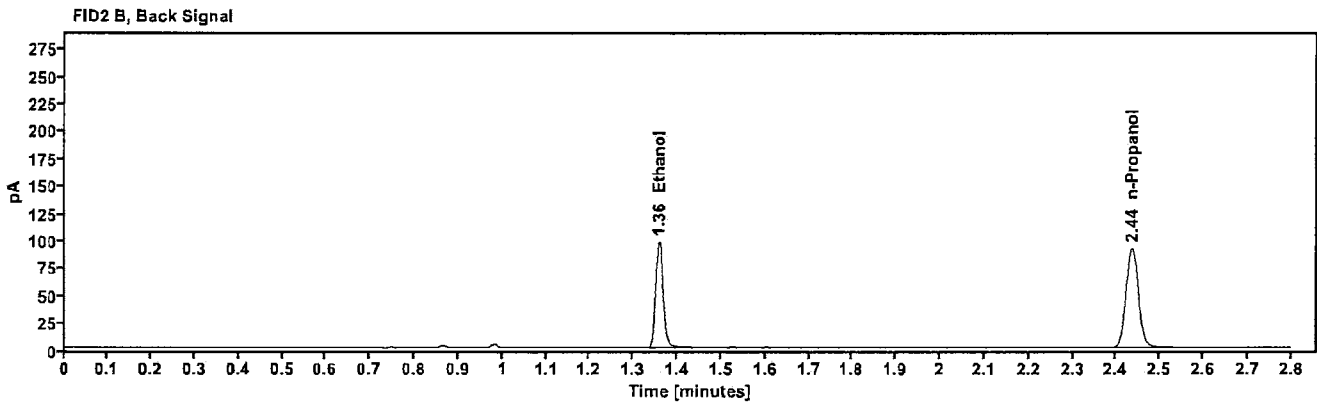
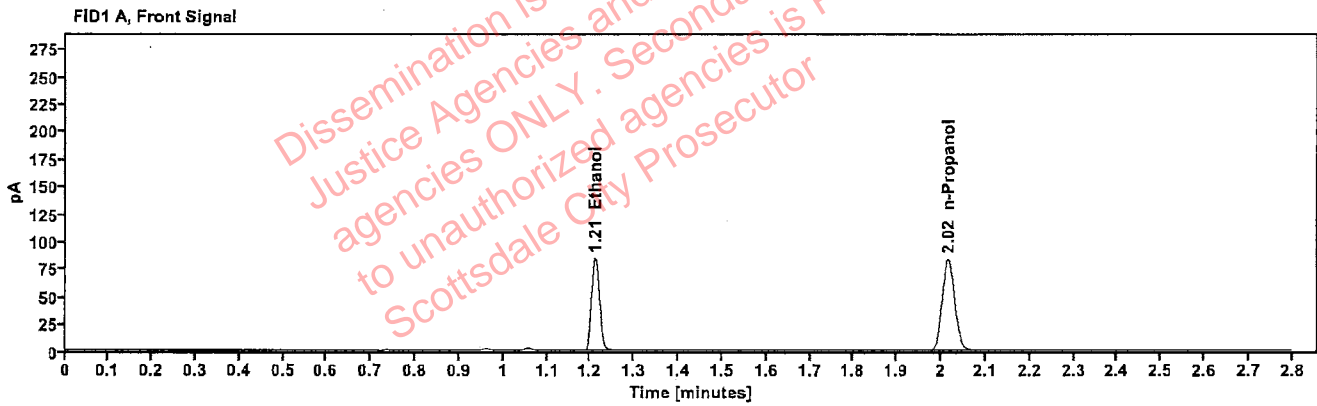


Table 1: FID 1 A (column DB-ALC1)

Compound	Amount (g/100mL)	Time (min)	Peak Area
>Ethanol	0.1679	1.210	107.531
n-Propanol	-----	2.016	165.755

Table 2: FID 2 B (column DB-ALC2)

Compound	Time (min)	Peak Area
Ethanol	1.358	117.564
n-Propanol	2.436	180.227

## Scottsdale Police Department Crime Lab Volatiles Analysis

<b>Sample:</b>	404-01T.J.	<b>Vial:</b>	16
<b>Description:</b>	██████████	<b>LIMS ID:</b>	██████████
<b>Method:</b>	ethanol quant.M	<b>Sequence:</b>	09May23
<b>Instrument:</b>	US14173023 CN14160045	<b>Injection date:</b>	5/9/2023 2:42:03 PM
<b>Data file:</b>	C:\Chem32\1\Data\09May23\16.D	<b>Analyst:</b>	Brooke

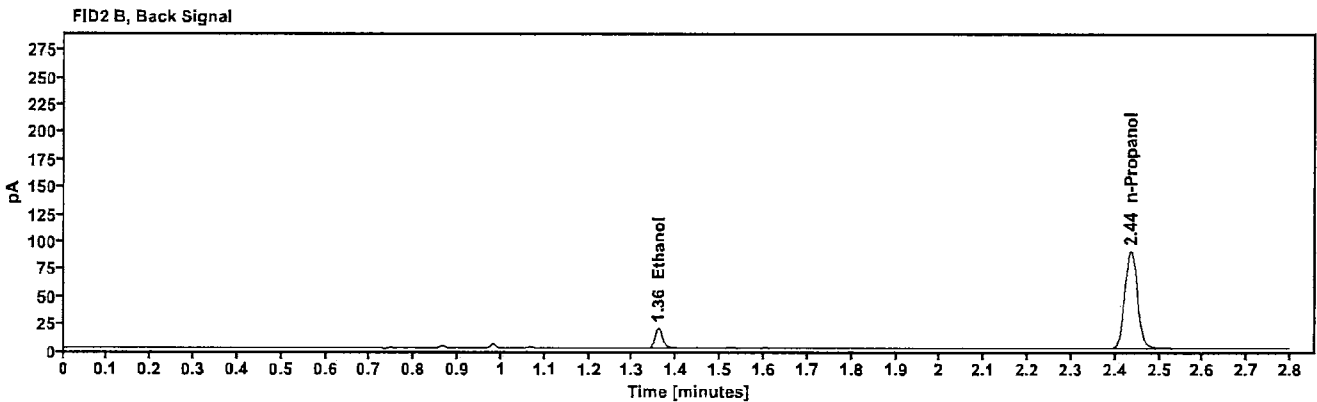
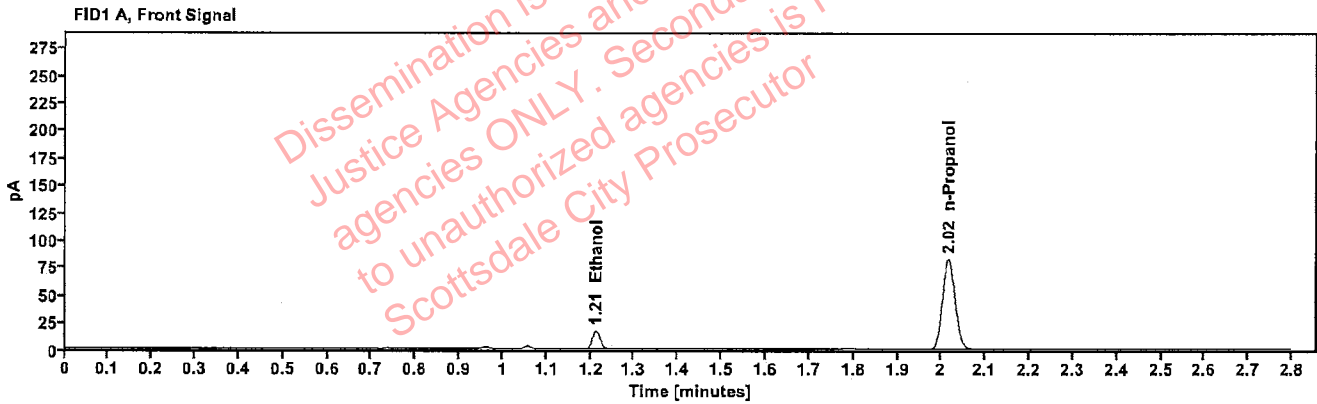


Table 1: FID 1 A (column DB-ALC1)

Compound	Amount (g/100mL)	Time (min)	Peak Area
>Ethanol	0.0344	1.212	20.953
n-Propanol	---	2.016	163.525

Table 2: FID 2 B (column DB-ALC2)

Compound	Time (min)	Peak Area
Ethanol	1.359	23.236
n-Propanol	2.435	177.991

[REDACTED]: Brooke, Phillip - (10-May-2023)

Case: [REDACTED] User: pbrooke 5/10/2023

### Scottsdale Police Department Crime Lab Volatiles Analysis

Sample:	404-01T.J.	Vial:	17
Description:	[REDACTED]	LIMS ID:	[REDACTED]
Method:	ethanol quant.M	Sequence:	09May23
Instrument:	US14173023 CN14160045	Injection date:	5/9/2023 2:46:02 PM
Data file:	C:\Chem32\1\Data\09May23\17.D	Analyst:	Brooke

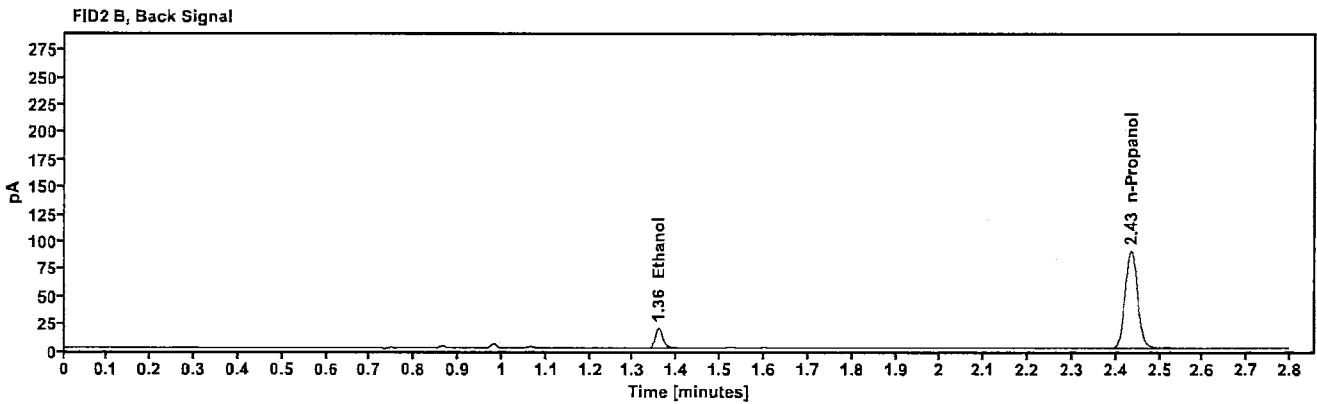
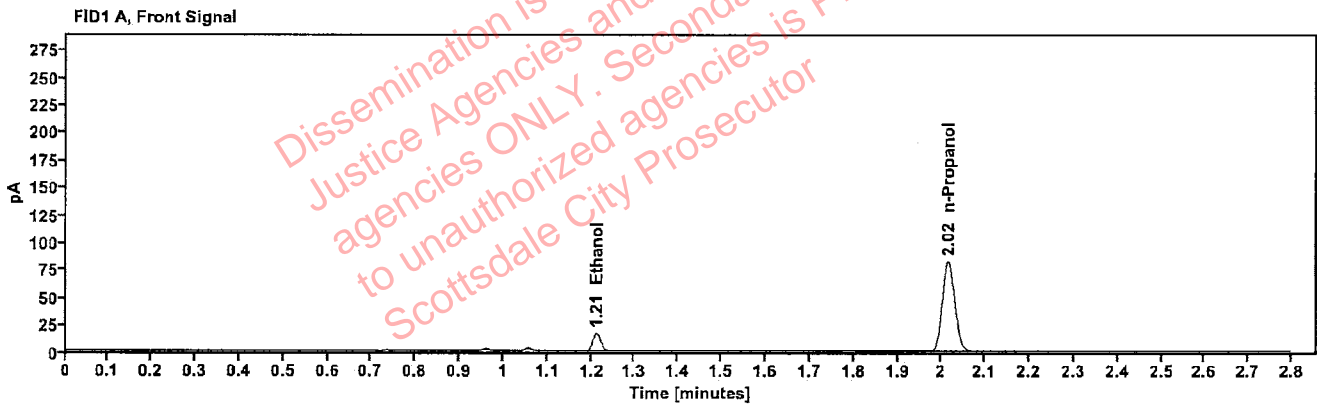


Table 1: FID 1 A (column DB-ALC1)

Compound	Amount (g/100mL)	Time (min)	Peak Area
>Ethanol	0.0341	1.212	20.733
n-Propanol	---	2.015	163.290

Table 2: FID 2 B (column DB-ALC2)

Compound	Time (min)	Peak Area
Ethanol	1.358	22.947
n-Propanol	2.435	177.799

[REDACTED]: Brooke, Phillip - (10-May-2023)

Case: [REDACTED] User: pbrooke 5/10/2023

### Scottsdale Police Department Crime Lab Volatiles Analysis

Sample:	334-01R.T.	Vial:	18
Description:	[REDACTED]	LIMS ID:	[REDACTED]
Method:	ethanol quant.M	Sequence:	09May23
Instrument:	US14173023 CN14160045	Injection date:	5/9/2023 2:50:02 PM
Data file:	C:\Chem32\1\Data\09May23\18.D	Analyst:	Brooke

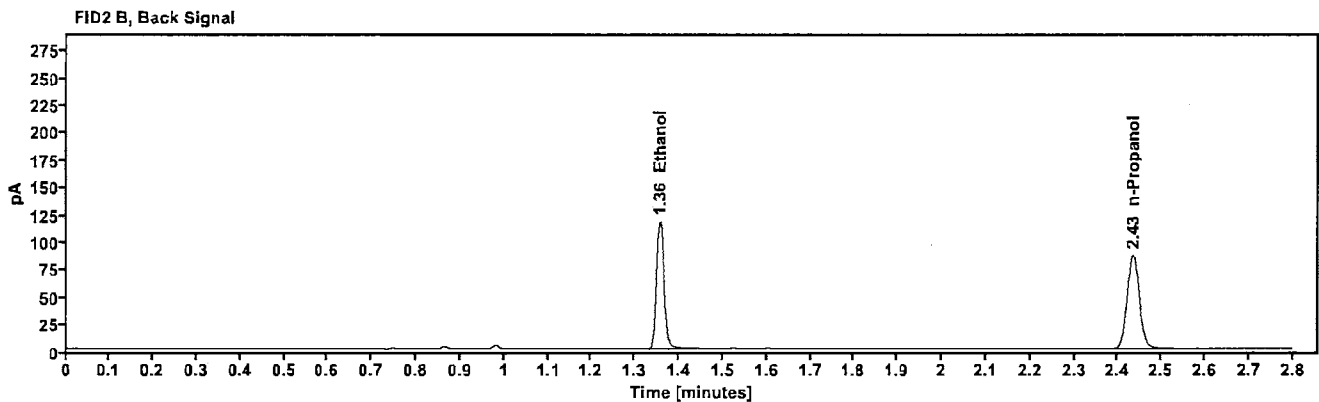
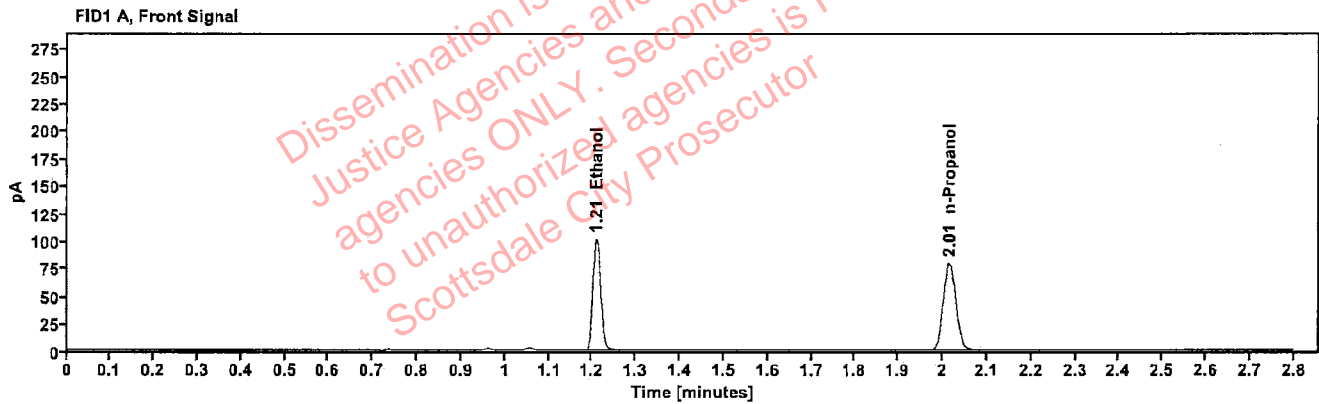


Table 1: FID 1 A (column DB-ALC1)

Compound	Amount (g/100mL)	Time (min)	Peak Area
>Ethanol	0.2112	1.209	129.231
n-Propanol	---	2.015	158.025

Table 2: FID 2 B (column DB-ALC2)

Compound	Time (min)	Peak Area
Ethanol	1.356	141.554
n-Propanol	2.434	171.863

██████████: Brooke, Phillip - (10-May-2023)

Case: ██████████ User: pbrooke 5/10/2023

### Scottsdale Police Department Crime Lab Volatiles Analysis

Sample:	334-01R.T.	Vial:	19
Description:	██████████	LIMS ID:	██████████
Method:	ethanol quant.M	Sequence:	09May23
Instrument:	US14173023 CN14160045	Injection date:	5/9/2023 2:54:18 PM
Data file:	C:\Chem32\1\Data\09May23\19.D	Analyst:	Brooke

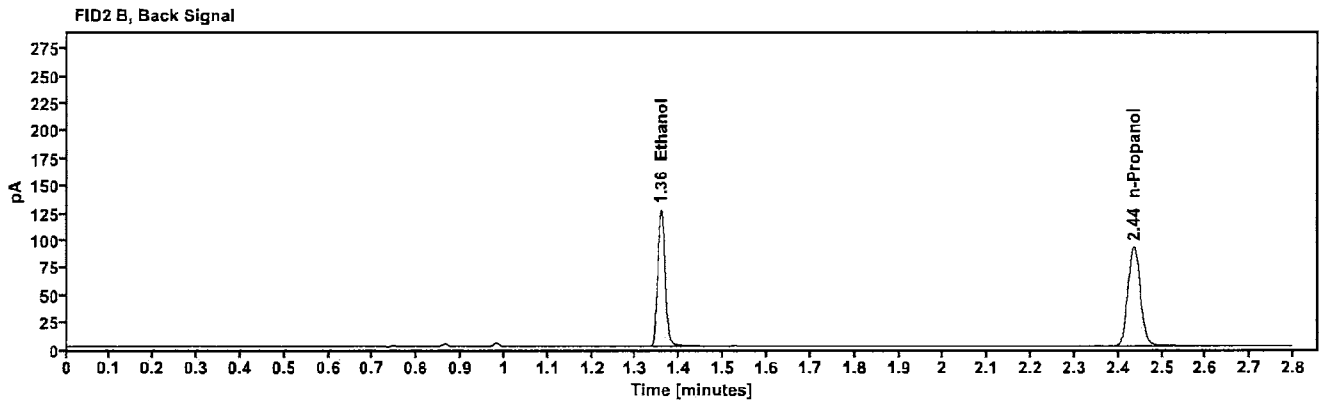
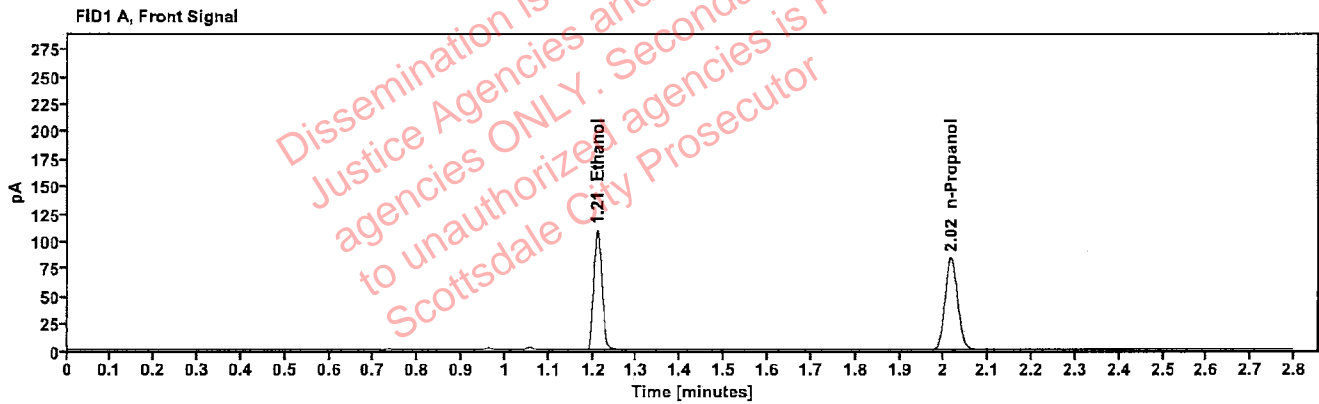


Table 1: FID 1 A (column DB-ALC1)

Compound	Amount (g/100mL)	Time (min)	Peak Area
>Ethanol	0.2159	1.210	139.822
n-Propanol	-----	2.016	167.261

Table 2: FID 2 B (column DB-ALC2)

Compound	Time (min)	Peak Area
Ethanol	1.358	152.927
n-Propanol	2.435	181.747



### Scottsdale Police Department Crime Lab Volatiles Analysis

Sample:	319-01J.C.	Vial:	21
Description:	[REDACTED]	LIMS ID:	[REDACTED]
Method:	ethanol quant.M	Sequence:	09May23
Instrument:	US14173023 CN14160045	Injection date:	5/9/2023 3:02:17 PM
Data file:	C:\Chem32\1\Data\09May23\21.D	Analyst:	Brooke

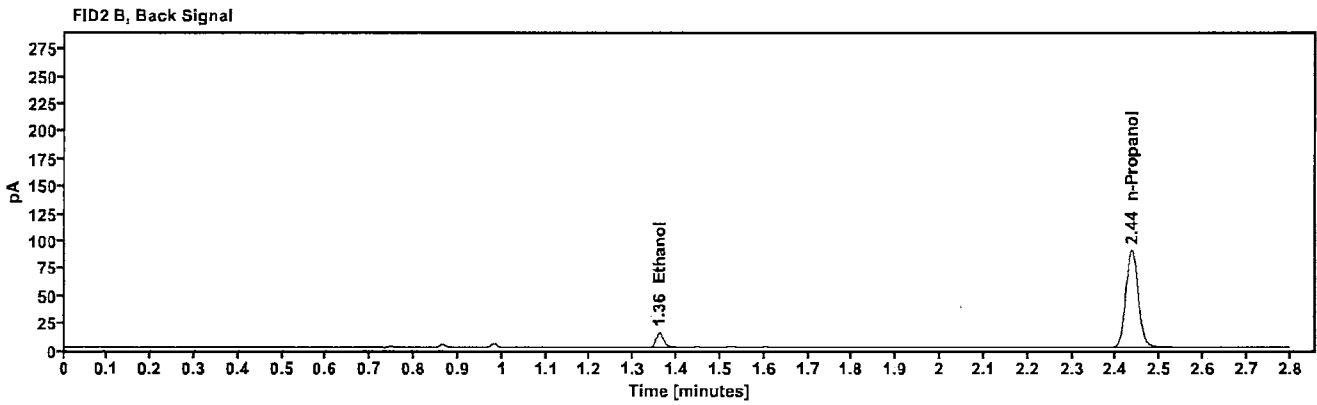
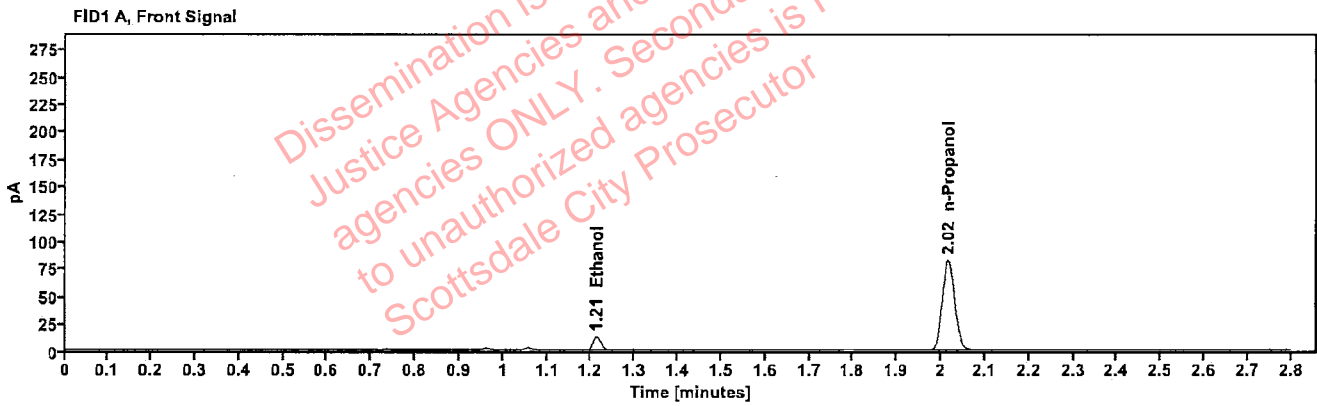


Table 1: FID 1 A (column DB-ALC1)

Compound	Amount (g/100mL)	Time (min)	Peak Area
>Ethanol	0.0261	1.212	15.674
n-Propanol	-----	2.016	163.493

Table 2: FID 2 B (column DB-ALC2)

Compound	Time (min)	Peak Area
Ethanol	1.359	17.406
n-Propanol	2.436	177.989

██████████: Brooke, Phillip - (10-May-2023)

Case: ██████████ User: pbrooke 5/10/2023

### Scottsdale Police Department Crime Lab Volatiles Analysis

Sample:	319-01J.C.	Vial:	22
Description:	██████████	LIMS ID:	██████████
Method:	ethanol quant.M	Sequence:	09May23
Instrument:	US14173023 CN14160045	Injection date:	5/9/2023 3:06:17 PM
Data file:	C:\Chem32\1\Data\09May23\22.D	Analyst:	Brooke

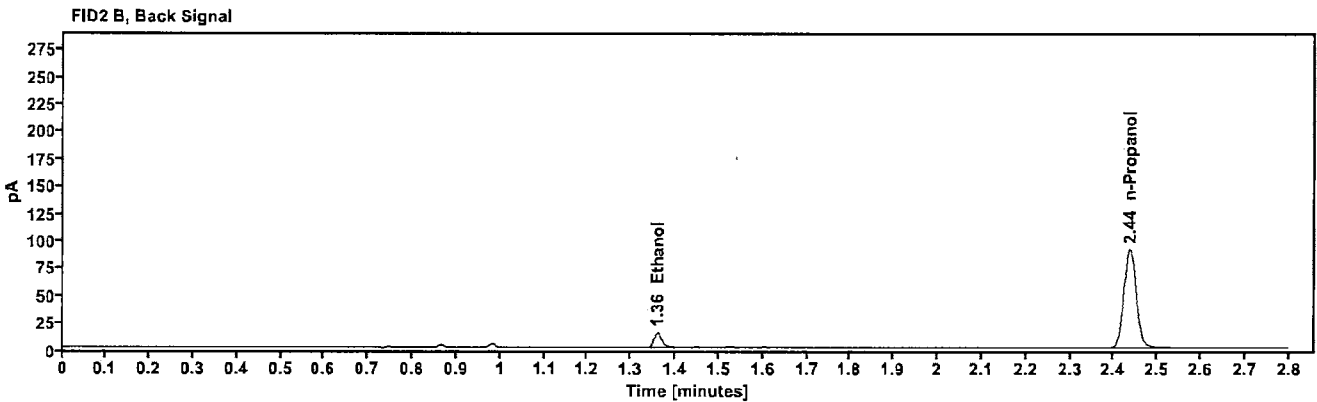
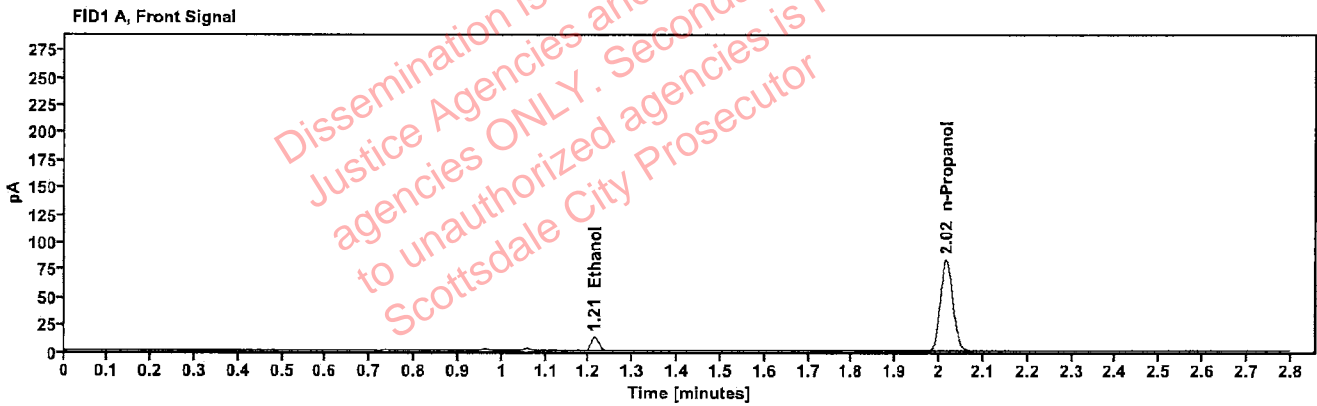


Table 1: FID 1 A (column DB-ALC1)

Compound	Amount (g/100mL)	Time (min)	Peak Area
>Ethanol	0.0258	1.212	15.689
n-Propanol	-----	2.016	165.389

Table 2: FID 2 B (column DB-ALC2)

Compound	Time (min)	Peak Area
Ethanol	1.359	17.417
n-Propanol	2.436	180.010

██████████: Brooke, Phillip - (10-May-2023)

Case: ██████████ User: pbrooke 5/10/2023

### Scottsdale Police Department Crime Lab Volatiles Analysis

Sample:	334-01J.B.	Vial:	23
Description:	██████████	LIMS ID:	██████████
Method:	ethanol quant.M	Sequence:	09May23
Instrument:	US14173023 CN14160045	Injection date:	5/9/2023 3:10:18 PM
Data file:	C:\Chem32\1\Data\09May23\23.D	Analyst:	Brooke

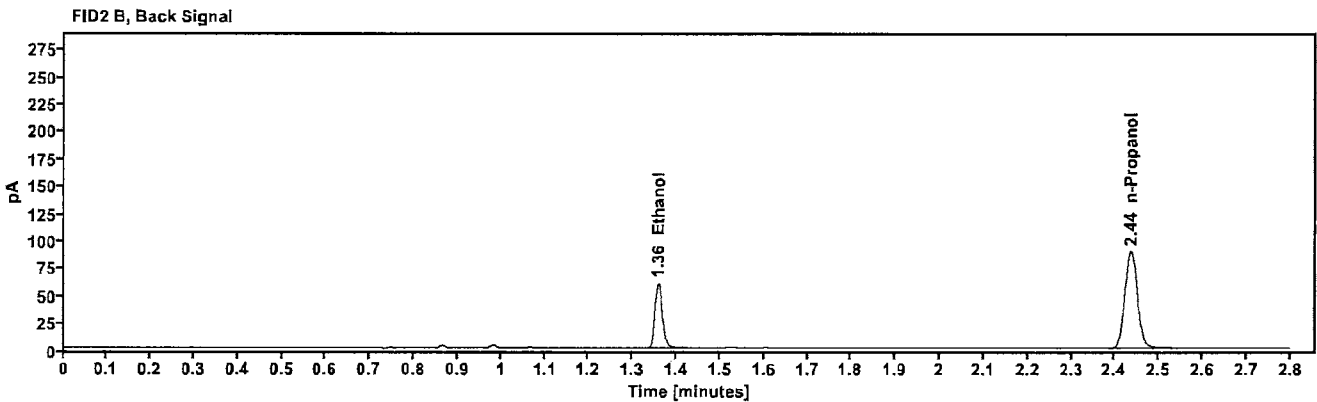
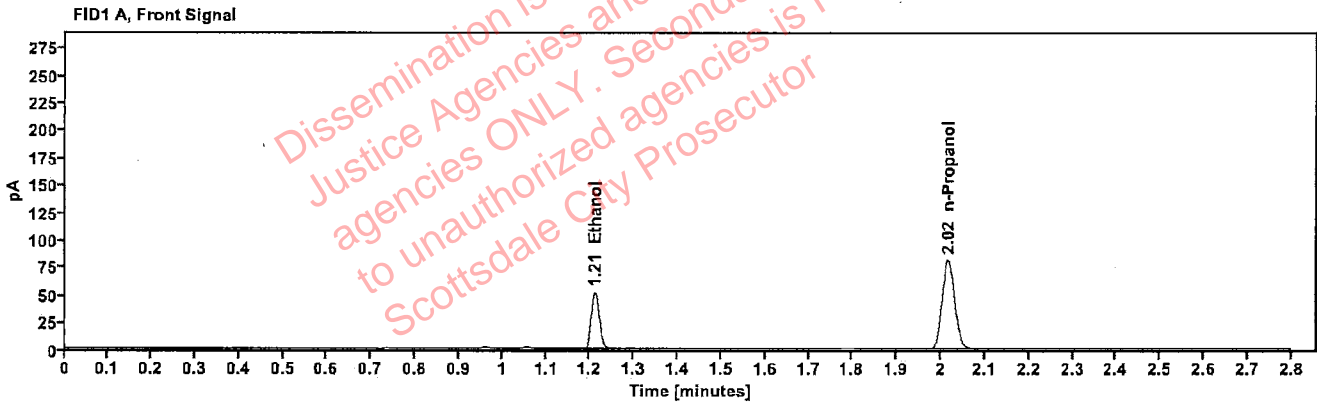


Table 1: FID 1 A (column DB-ALC1)

Compound	Amount (g/100mL)	Time (min)	Peak Area
>Ethanol	0.1058	1.211	65.842
n-Propanol	-----	2.016	161.971

Table 2: FID 2 B (column DB-ALC2)

Compound	Time (min)	Peak Area
Ethanol	1.358	71.803
n-Propanol	2.436	176.150

[REDACTED]: Brooke, Phillip - (10-May-2023)

Case: [REDACTED] User: pbrooke 5/10/2023

### Scottsdale Police Department Crime Lab Volatiles Analysis

Sample:	334-01J.B.	Vial:	24
Description:	[REDACTED]	LIMS ID:	[REDACTED]
Method:	ethanol quant.M	Sequence:	09May23
Instrument:	US14173023 CN14160045	Injection date:	5/9/2023 3:14:17 PM
Data file:	C:\Chem32\1\Data\09May23\24.D	Analyst:	Brooke

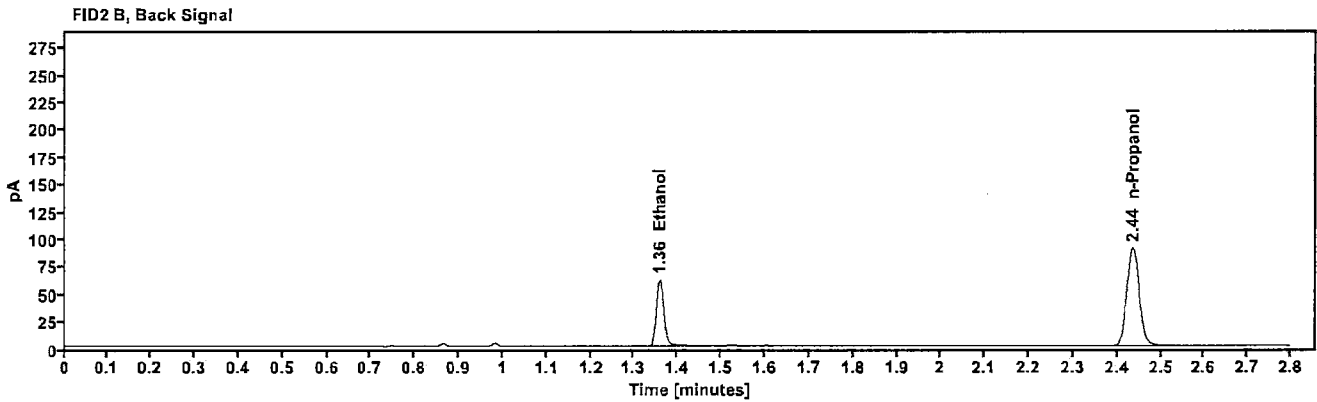
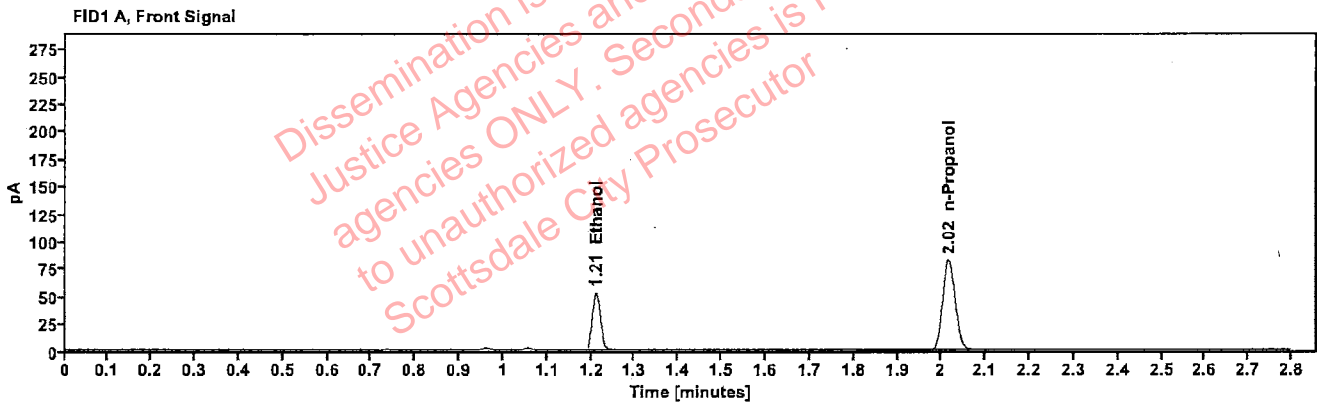


Table 1: FID 1 A (column DB-ALC1)

Compound	Amount (g/100mL)	Time (min)	Peak Area
>Ethanol	0.1072	1.211	67.678
n-Propanol	-----	2.016	164.180

Table 2: FID 2 B (column DB-ALC2)

Compound	Time (min)	Peak Area
Ethanol	1.358	73.762
n-Propanol	2.436	178.573

[REDACTED]: Brooke, Phillip - (10-May-2023)

Case: [REDACTED] User: pbrooke 5/10/2023

### Scottsdale Police Department Crime Lab Volatiles Analysis

Sample:	334-011.K.	Vial:	25
Description:	[REDACTED]	LIMS ID:	[REDACTED]
Method:	ethanol quant.M	Sequence:	09May23
Instrument:	US14173023 CN14160045	Injection date:	5/9/2023 3:18:32 PM
Data file:	C:\Chem32\1\Data\09May23\25.D	Analyst:	Brooke

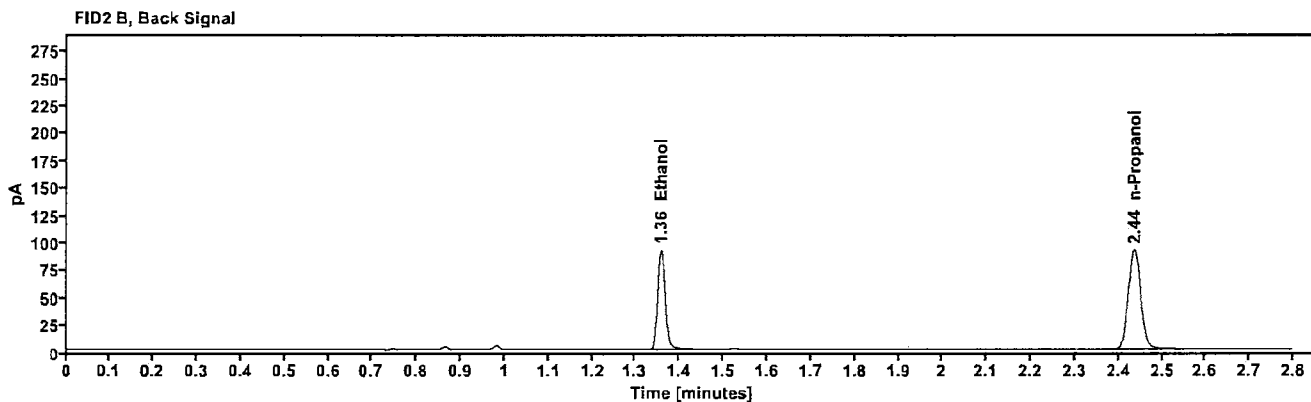
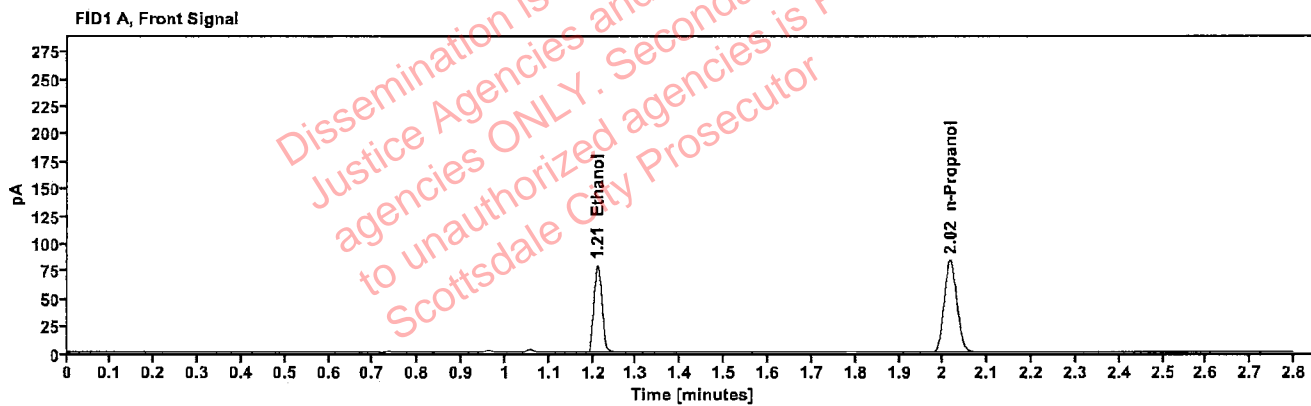


Table 1: FID 1 A (column DB-ALC1)

Compound	Amount (g/100mL)	Time (min)	Peak Area
>Ethanol	0.1577	1.210	101.576
n-Propanol	-----	2.016	166.820

Table 2: FID 2 B (column DB-ALC2)

Compound	Time (min)	Peak Area
Ethanol	1.358	110.788
n-Propanol	2.436	181.190

[REDACTED]: Brooke, Phillip - (10-May-2023)

Case: [REDACTED] User: pbrooke 5/10/2023

### Scottsdale Police Department Crime Lab Volatiles Analysis

Sample:	334-011.K.	Vial:	26
Description:	[REDACTED]	LIMS ID:	[REDACTED]
Method:	ethanol quant.M	Sequence:	09May23
Instrument:	US14173023 CN14160045	Injection date:	5/9/2023 3:22:33 PM
Data file:	C:\Chem32\1\Data\09May23\26.D	Analyst:	Brooke

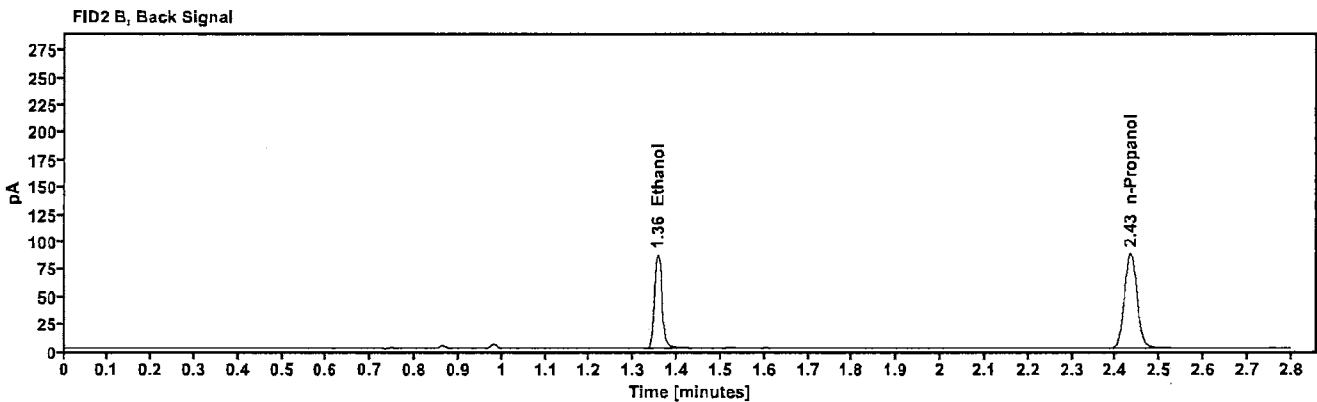
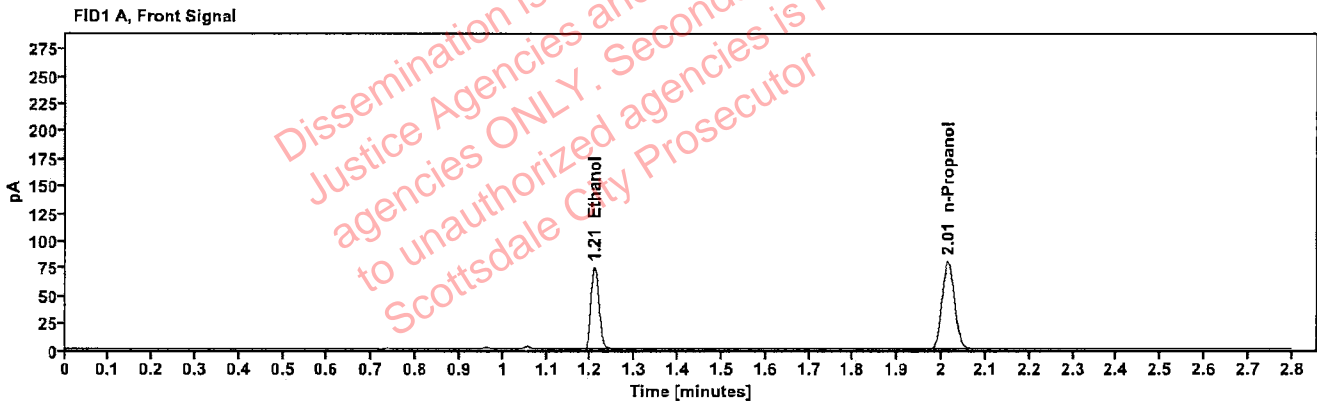


Table 1: FID 1 A (column DB-ALC1)

Compound	Amount (g/100mL)	Time (min)	Peak Area
>Ethanol	0.1540	1.209	95.245
n-Propanol	-----	2.014	160.145

Table 2: FID 2 B (column DB-ALC2)

Compound	Time (min)	Peak Area
Ethanol	1.355	103.985
n-Propanol	2.433	174.194

[REDACTED]: Brooke, Phillip - (10-May-2023)

Case: [REDACTED] User: pbrooke 5/10/2023

### Scottsdale Police Department Crime Lab Volatiles Analysis

Sample:	390-01J.B.	Vial:	27
Description:	[REDACTED]	LIMS ID:	[REDACTED]
Method:	ethanol quant.M	Sequence:	09May23
Instrument:	US14173023 CN14160045	Injection date:	5/9/2023 3:26:32 PM
Data file:	C:\Chem32\1\Data\09May23\27.D	Analyst:	Brooke

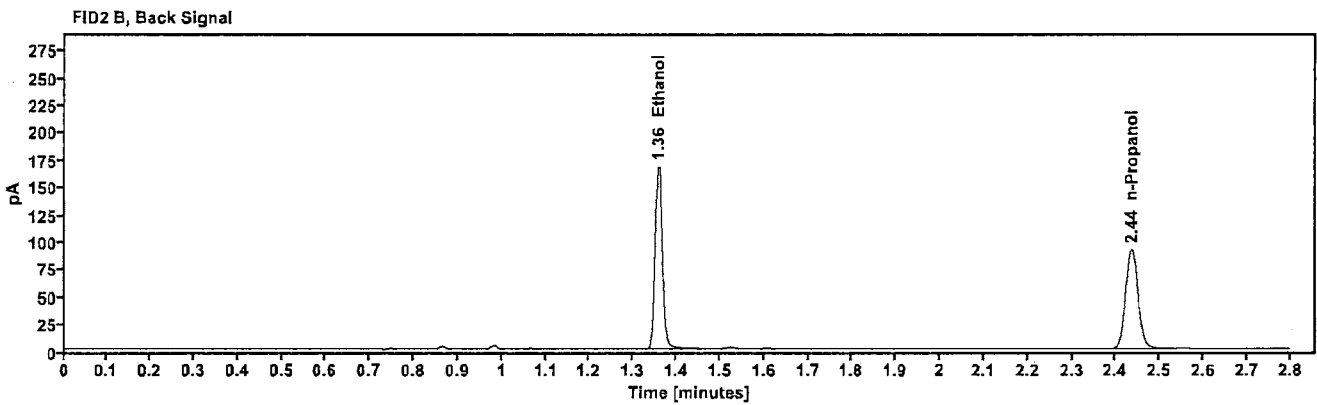
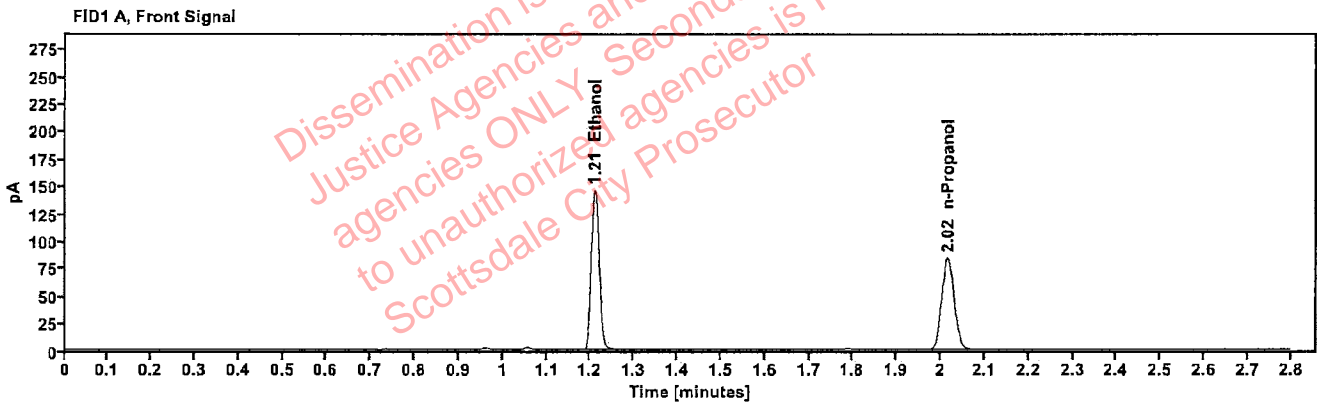


Table 1: FID 1 A (column DB-ALC1)

Compound	Amount (g/100mL)	Time (min)	Peak Area
>Ethanol	0.2866	1.210	185.318
n-Propanol	-----	2.016	166.702

Table 2: FID 2 B (column DB-ALC2)

Compound	Time (min)	Peak Area
Ethanol	1.358	203.407
n-Propanol	2.436	180.883

[REDACTED]: Brooke, Phillip - (10-May-2023)

Case: [REDACTED] User: pbrooke 5/10/2023

### Scottsdale Police Department Crime Lab Volatiles Analysis

Sample:	390-01J.B.	Vial:	28
Description:	[REDACTED]	LIMS ID:	[REDACTED]
Method:	ethanol quant.M	Sequence:	09May23
Instrument:	US14173023 CN14160045	Injection date:	5/9/2023 3:30:32 PM
Data file:	C:\Chem32\1\Data\09May23\28.D	Analyst:	Brooke

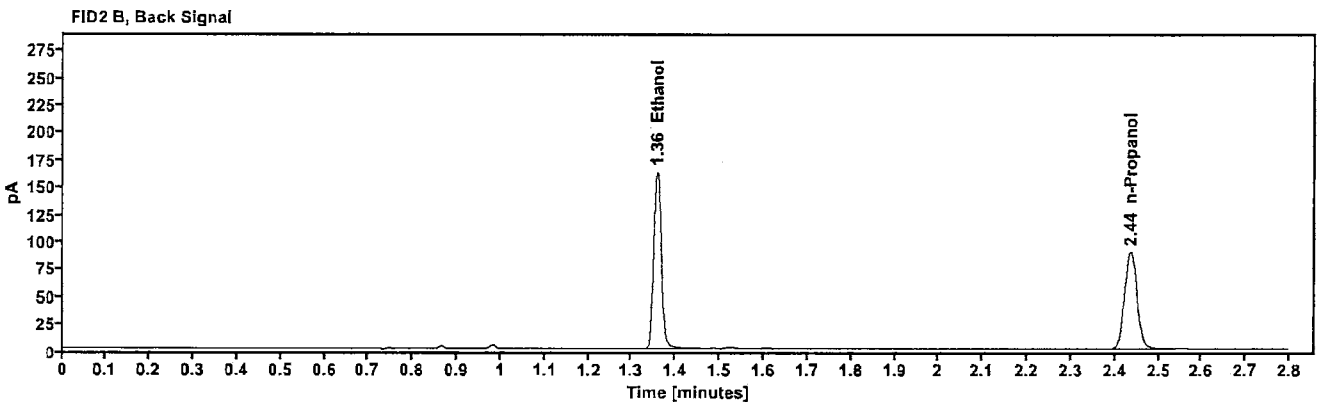
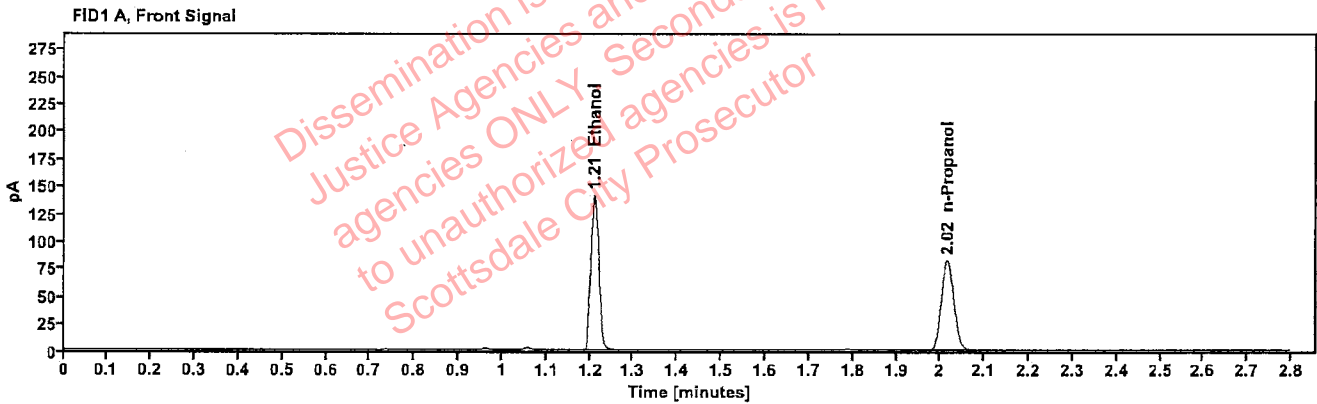


Table 1: FID 1 A (column DB-ALC1)

Compound	Amount (g/100mL)	Time (min)	Peak Area
>Ethanol	0.2841	1.210	179.686
n-Propanol	-----	2.016	163.042

Table 2: FID 2 B (column DB-ALC2)

Compound	Time (min)	Peak Area
Ethanol	1.357	196.982
n-Propanol	2.436	176.836



[REDACTED]: Brooke, Phillip - (10-May-2023)

Case: [REDACTED] User: pbrooke 5/10/2023

### Scottsdale Police Department Crime Lab Volatiles Analysis

Sample:	327-01S.H.	Vial:	29
Description:	[REDACTED]	LIMS ID:	[REDACTED]
Method:	ethanol quant.M	Sequence:	09May23
Instrument:	US14173023 CN14160045	Injection date:	5/9/2023 3:34:32 PM
Data file:	C:\Chem3211\Data\09May23\29.D	Analyst:	Brooke

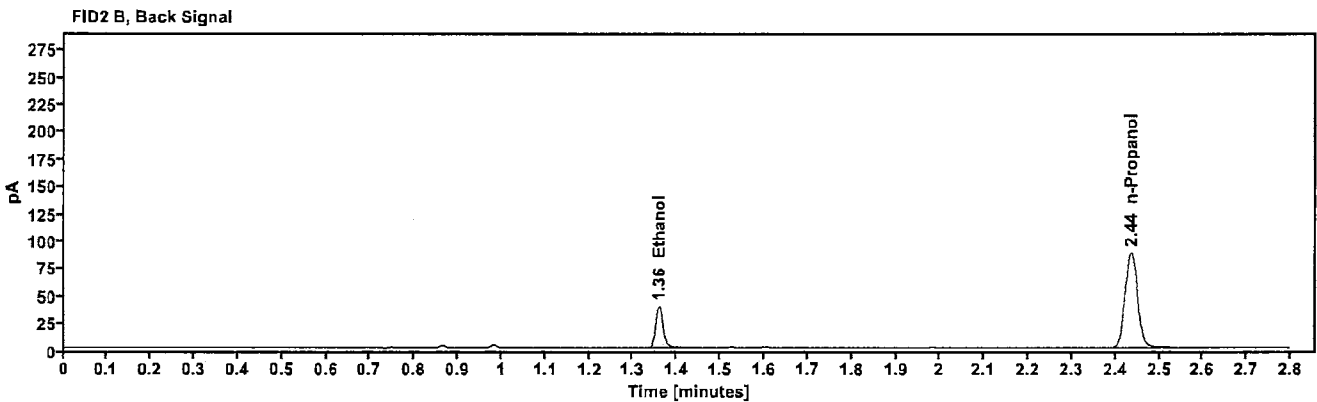
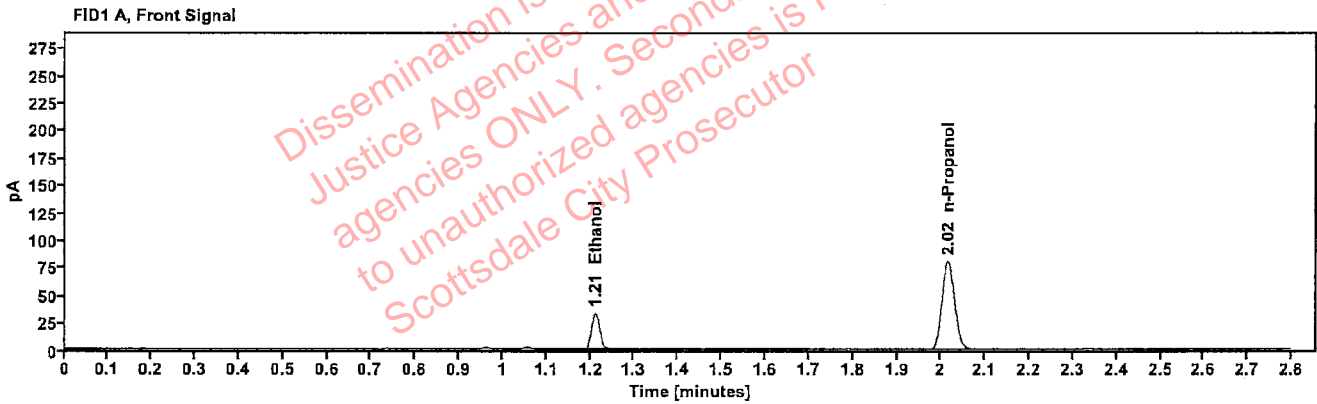


Table 1: FID 1 A (column DB-ALC1)

Compound	Amount (g/100mL)	Time (min)	Peak Area
>Ethanol	0.0699	1.211	42.629
n-Propanol	---	2.016	159.819

Table 2: FID 2 B (column DB-ALC2)

Compound	Time (min)	Peak Area
Ethanol	1.358	46.437
n-Propanol	2.435	173.992

[REDACTED]: Brooke, Phillip - (10-May-2023)

Case: [REDACTED] User: pbrooke 5/10/2023

### Scottsdale Police Department Crime Lab Volatiles Analysis

Sample:	327-01S.H.	Vial:	30
Description:	[REDACTED]	LIMS ID:	[REDACTED]
Method:	ethanol quant.M	Sequence:	09May23
Instrument:	US14173023 CN14160045	Injection date:	5/9/2023 3:38:32 PM
Data file:	C:\Chem32\1\Data\09May23\30.D	Analyst:	Brooke

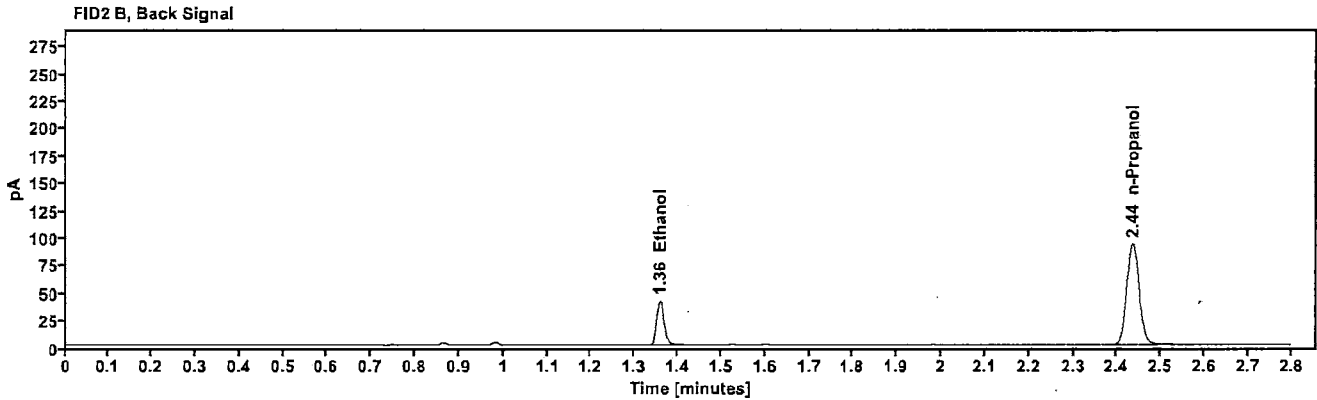
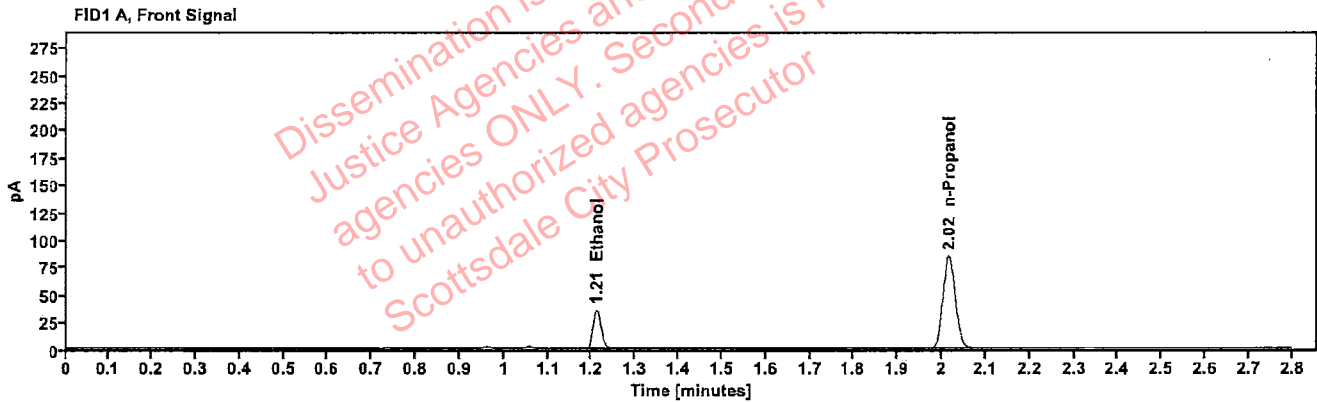


Table 1: FID 1 A (column DB-ALC1)

Compound	Amount (g/100mL)	Time (min)	Peak Area
>Ethanol	0.0706	1.211	45.490
n-Propanol	-----	2.016	168.880

Table 2: FID 2 B (column DB-ALC2)

Compound	Time (min)	Peak Area
Ethanol	1.358	49.668
n-Propanol	2.436	183.916

[REDACTED]: Brooke, Phillip - (10-May-2023)

Case: [REDACTED] User: pbrooke 5/10/2023

### Scottsdale Police Department Crime Lab Volatiles Analysis

Sample:	414-01M.W.	Vial:	32
Description:	[REDACTED]	LIMS ID:	[REDACTED]
Method:	ethanol quant.M	Sequence:	09May23
Instrument:	US14173023 CN14160045	Injection date:	5/9/2023 3:46:47 PM
Data file:	C:\Chem32\1\Data\09May23\32.D	Analyst:	Brooke

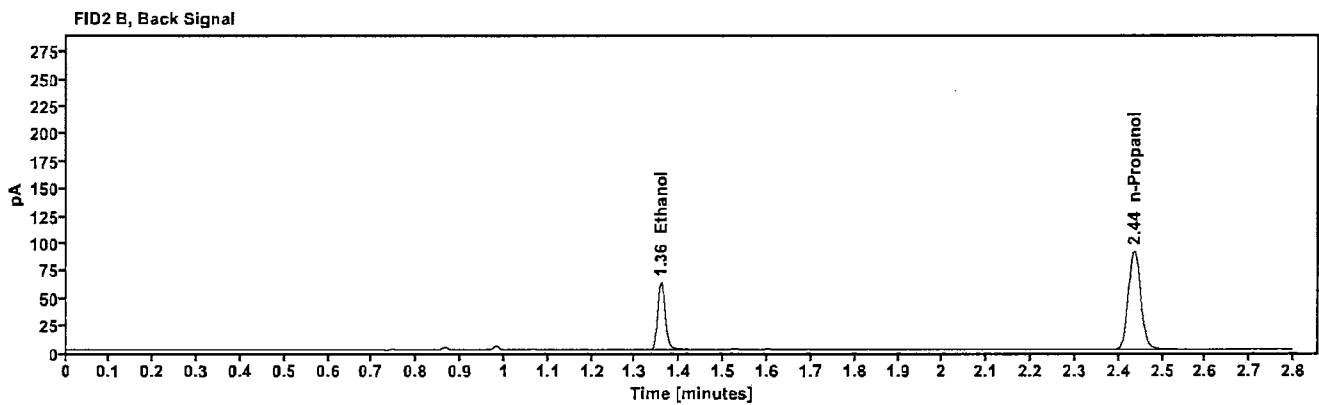
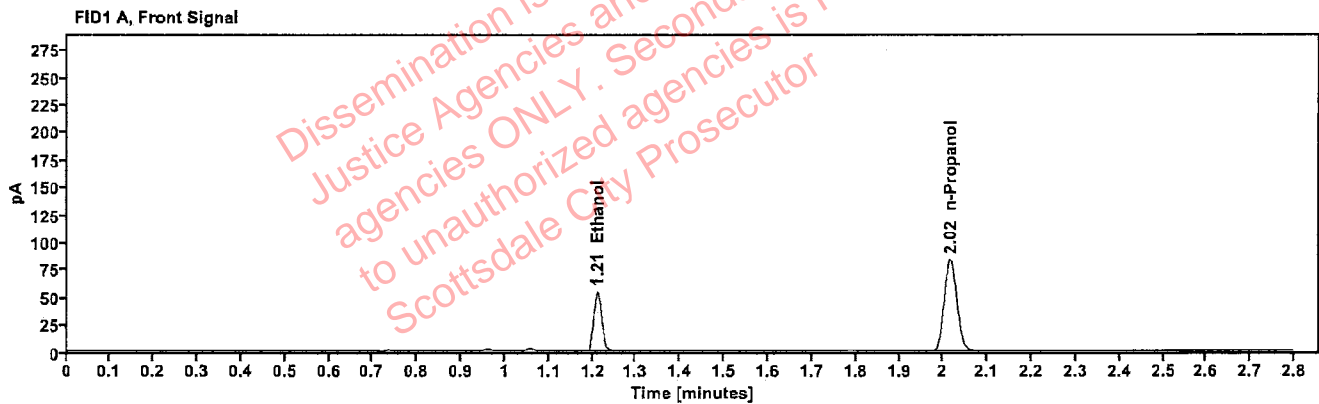


Table 1: FID 1 A (column DB-ALC1)

Compound	Amount (g/100mL)	Time (min)	Peak Area
>Ethanol	0.1087	1.211	69.117
n-Propanol	---	2.016	165.340

Table 2: FID 2 B (column DB-ALC2)

Compound	Time (min)	Peak Area
Ethanol	1.358	75.446
n-Propanol	2.436	179.499

[REDACTED]: Brooke, Phillip - (10-May-2023)

Case: [REDACTED] User: pbrooke 5/10/2023

### Scottsdale Police Department Crime Lab Volatiles Analysis

Sample:	414-01M.W.	Vial:	33
Description:	[REDACTED]	LIMS ID:	[REDACTED]
Method:	ethanol quant.M	Sequence:	09May23
Instrument:	US14173023 CN14160045	Injection date:	5/9/2023 3:50:47 PM
Data file:	C:\Chem32\11\Data\09May23\33.D	Analyst:	Brooke

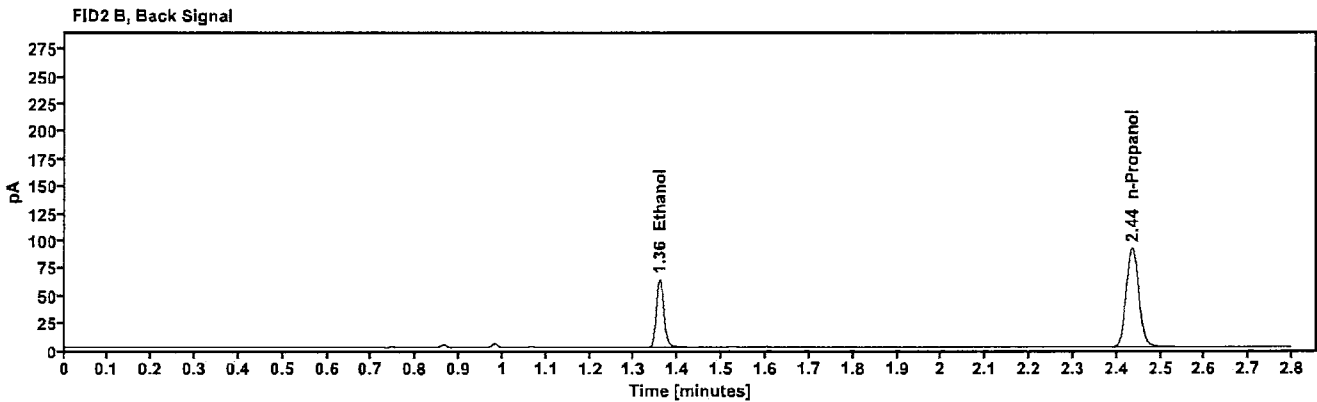
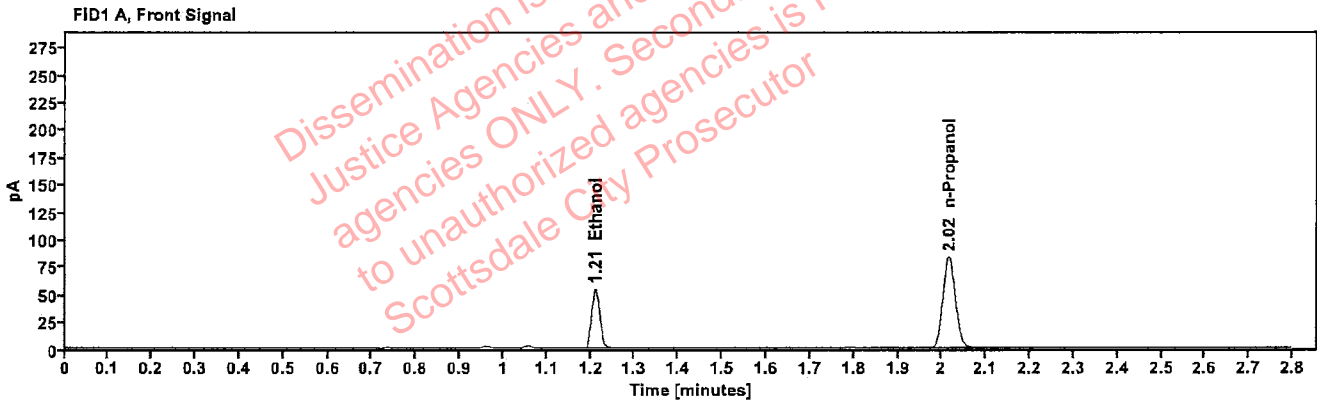


Table 1: FID 1 A (column DB-ALC1)

Compound	Amount (g/100mL)	Time (min)	Peak Area
>Ethanol	0.1087	1.211	69.281
n-Propanol	---	2.016	165.702

Table 2: FID 2 B (column DB-ALC2)

Compound	Time (min)	Peak Area
Ethanol	1.358	75.589
n-Propanol	2.435	179.890

[REDACTED]: Brooke, Phillip - (10-May-2023)

Case: [REDACTED] User: pbrooke 5/10/2023

### Scottsdale Police Department Crime Lab Volatiles Analysis

Sample:	425-01V.G.	Vial:	34
Description:	[REDACTED]	LIMS ID:	[REDACTED]
Method:	ethanol quant.M	Sequence:	09May23
Instrument:	US14173023 CN14160045	Injection date:	5/9/2023 3:54:47 PM
Data file:	C:\Chem32\1\Data\09May23\34.D	Analyst:	Brooke

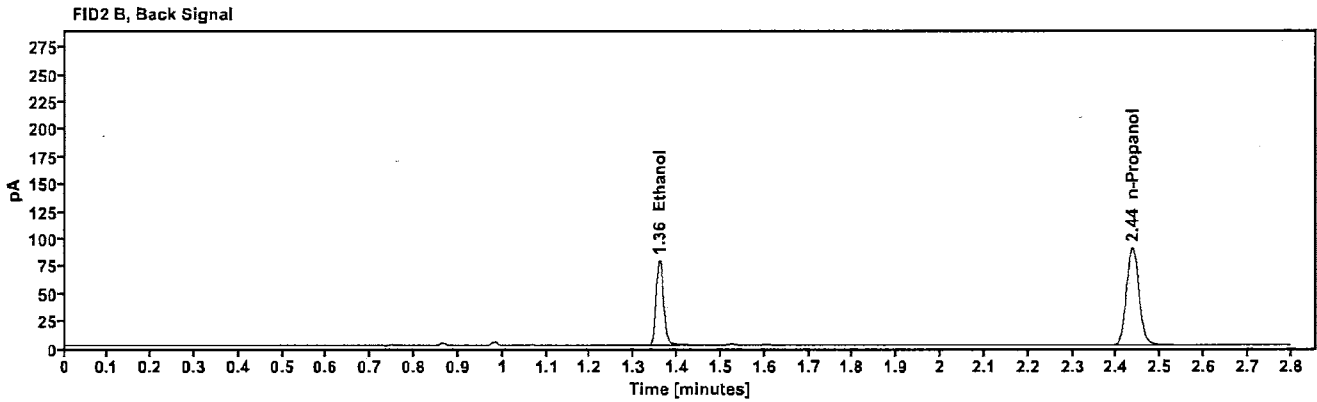
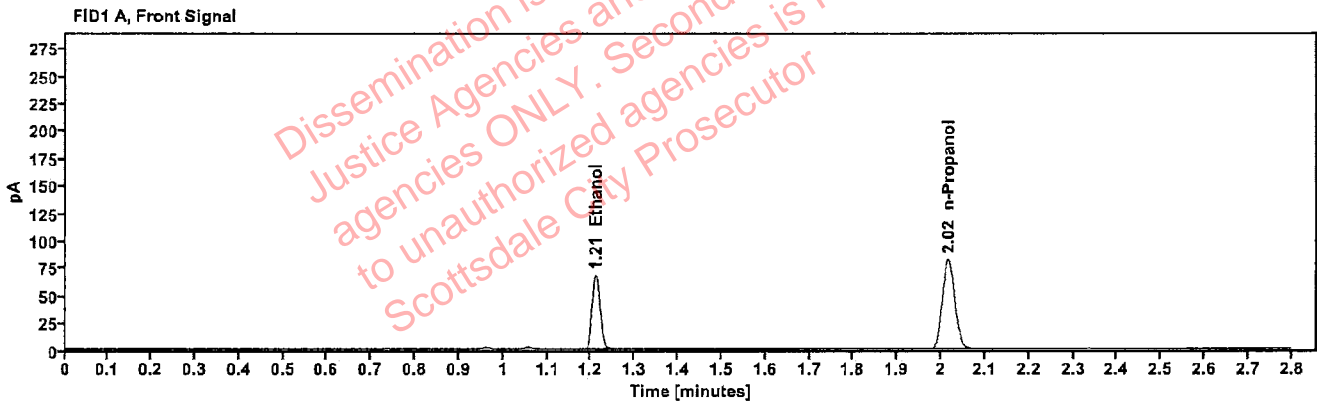


Table 1: FID 1 A (column DB-ALC1)

Compound	Amount (g/100mL)	Time (min)	Peak Area
>Ethanol	0.1375	1.211	86.722
n-Propanol	---	2.016	163.479

Table 2: FID 2 B (column DB-ALC2)

Compound	Time (min)	Peak Area
Ethanol	1.358	94.804
n-Propanol	2.436	177.881

[REDACTED] : Brooke, Phillip - (10-May-2023)

Case: [REDACTED] User: pbrooke 5/10/2023

### Scottsdale Police Department Crime Lab Volatiles Analysis

Sample:	425-01V.G.	Vial:	35
Description:	[REDACTED]	LIMS ID:	[REDACTED]
Method:	ethanol quant.M	Sequence:	09May23
Instrument:	US14173023 CN14160045	Injection date:	5/9/2023 3:58:48 PM
Data file:	C:\Chem32\1\Data\09May23\35.D	Analyst:	Brooke

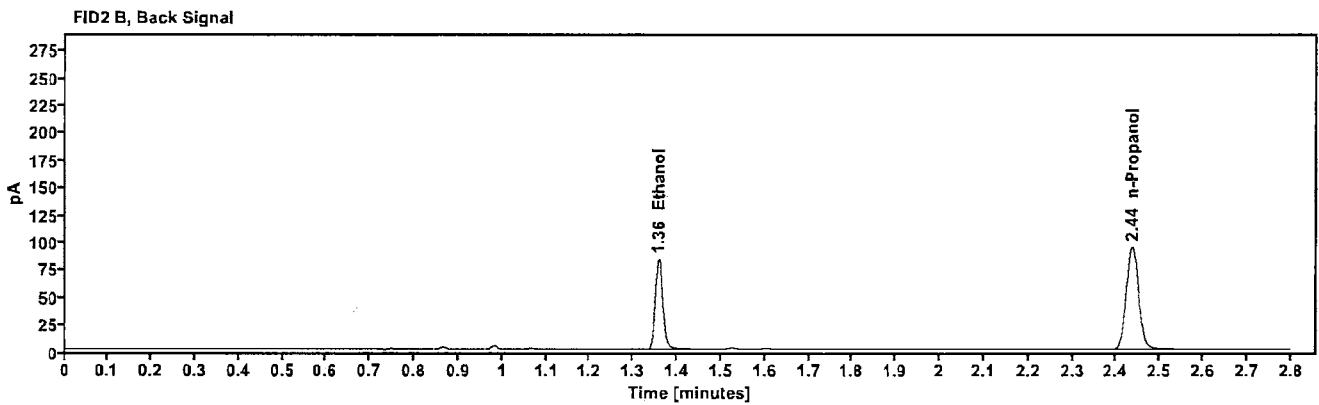
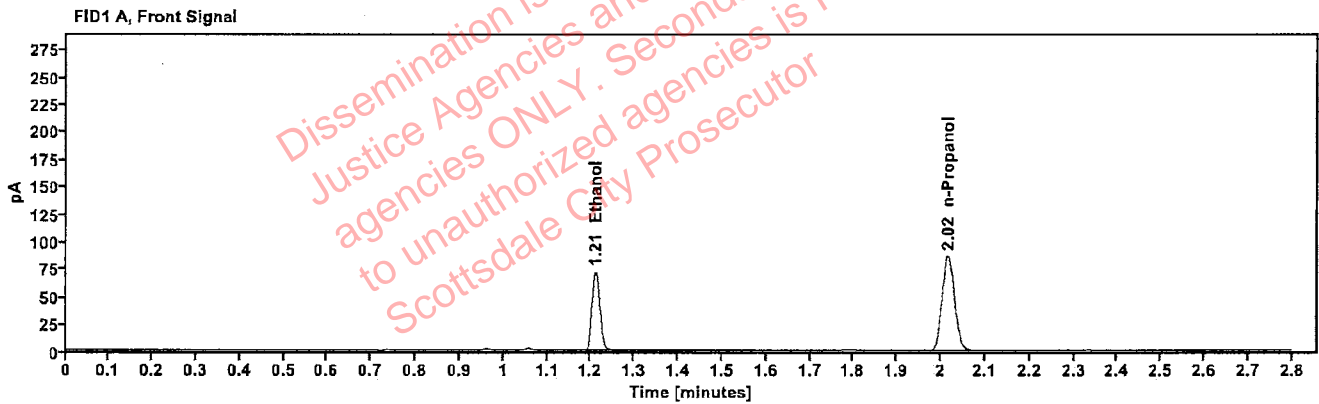


Table 1: FID 1 A (column DB-ALC1)

Compound	Amount (g/100mL)	Time (min)	Peak Area
>Ethanol	0.1387	1.211	91.559
n-Propanol	-----	2.016	171.171

Table 2: FID 2 B (column DB-ALC2)

Compound	Time (min)	Peak Area
Ethanol	1.358	99.995
n-Propanol	2.436	186.406

[REDACTED]: Brooke, Phillip - (10-May-2023)

Case: [REDACTED] User: pbrooke 5/10/2023

### Scottsdale Police Department Crime Lab Volatiles Analysis

Sample:	318-01C.S.	Vial:	36
Description:	[REDACTED]	LIMS ID:	[REDACTED]
Method:	ethanol quant.M	Sequence:	09May23
Instrument:	US14173023 CN14160045	Injection date:	5/9/2023 4:02:48 PM
Data file:	C:\Chem32\1\Data\09May23\36.D	Analyst:	Brooke

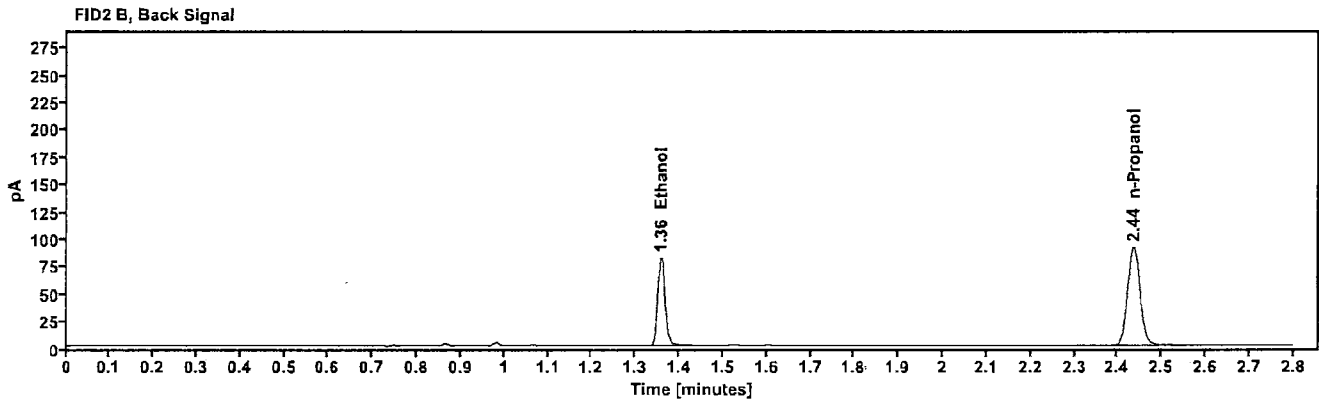
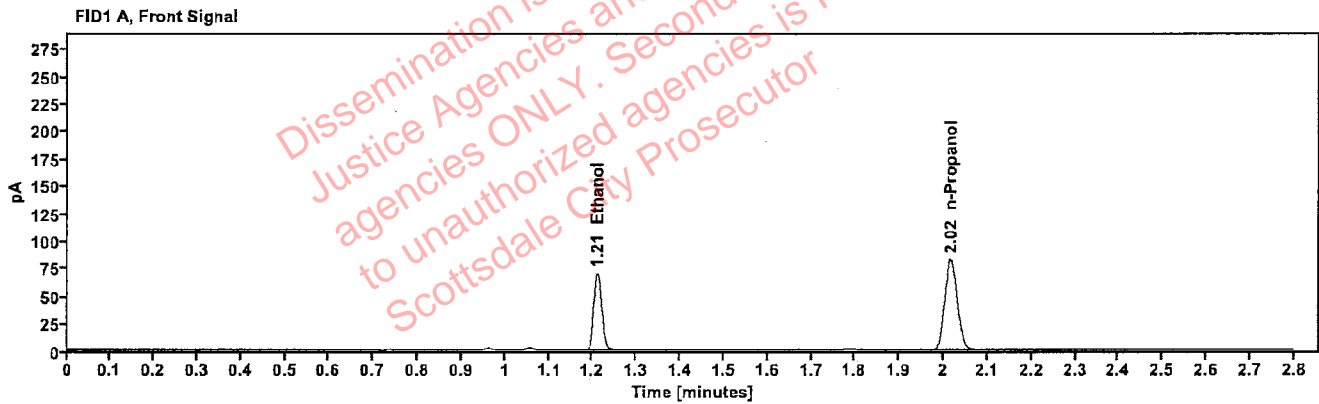


Table 1: FID 1 A (column DB-ALC1)

Compound	Amount (g/100mL)	Time (min)	Peak Area
>Ethanol	0.1413	1.211	89.586
n-Propanol	-----	2.016	164.395

Table 2: FID 2 B (column DB-ALC2)

Compound	Time (min)	Peak Area
Ethanol	1.358	97.723
n-Propanol	2.436	178.862

[REDACTED] : Brooke, Phillip - (10-May-2023)

Case: [REDACTED] User: pbrooke 5/10/2023

### Scottsdale Police Department Crime Lab Volatiles Analysis

Sample:	318-01C.S.	Vial:	37
Description:	[REDACTED]	LIMS ID:	[REDACTED]
Method:	ethanol quant.M	Sequence:	09May23
Instrument:	US14173023 CN14160045	Injection date:	5/9/2023 4:07:02 PM
Data file:	C:\Chem32\1\Data\09May23\37.D	Analyst:	Brooke

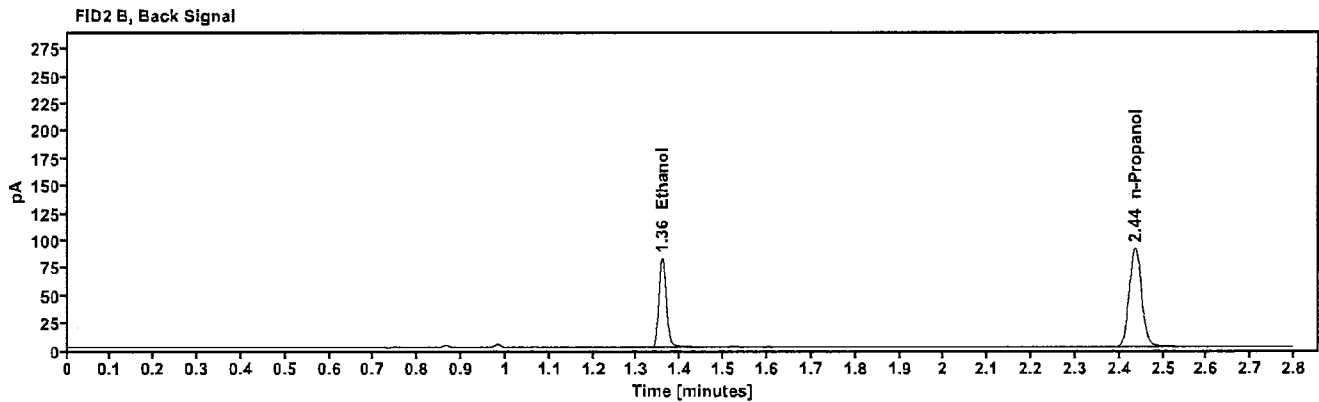
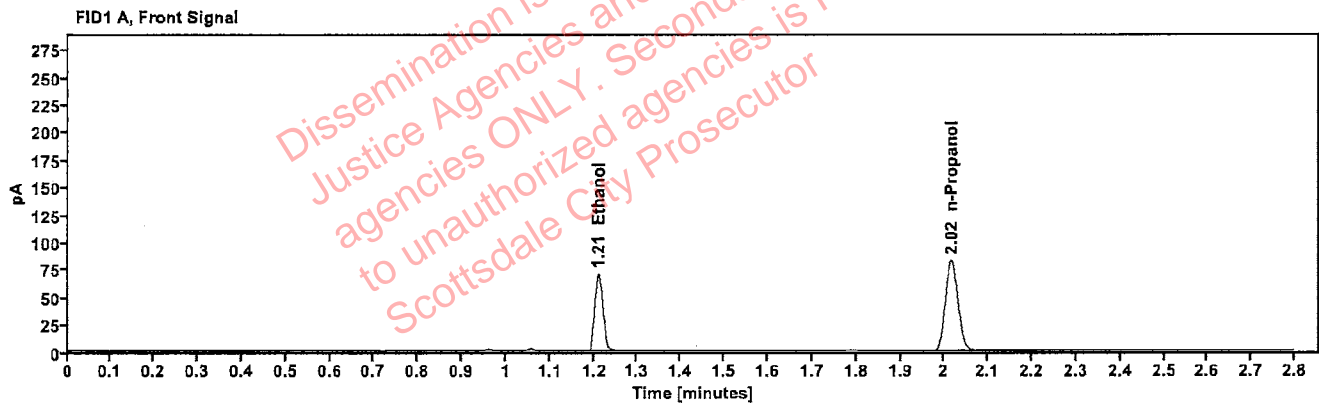


Table 1: FID 1 A (column DB-ALC1)

Compound	Amount (g/100mL)	Time (min)	Peak Area
>Ethanol	0.1424	1.211	90.565
n-Propanol	---	2.016	164.855

Table 2: FID 2 B (column DB-ALC2)

Compound	Time (min)	Peak Area
Ethanol	1.358	98.623
n-Propanol	2.436	179.485



[REDACTED]: Brooke, Phillip - (10-May-2023)

Case: [REDACTED] User: pbrooke 5/10/2023

### Scottsdale Police Department Crime Lab Volatiles Analysis

Sample:	2308833-2	Vial:	38
Description:	[REDACTED]	LIMS ID:	[REDACTED]
Method:	ethanol quant.M	Sequence:	09May23
Instrument:	US14173023 CN14160045	Injection date:	5/9/2023 4:11:02 PM
Data file:	C:\Chem32\1\Data\09May23\38.D	Analyst:	Brooke

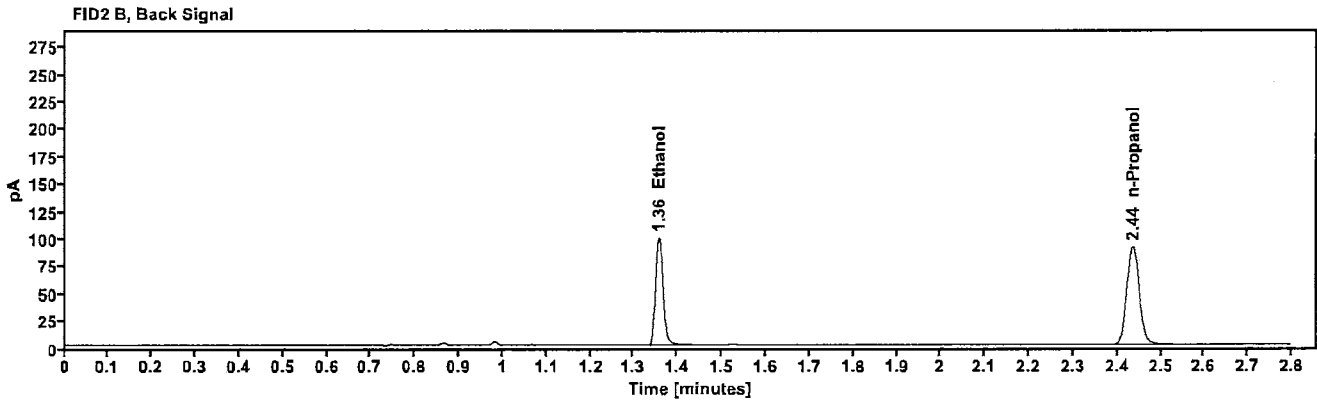
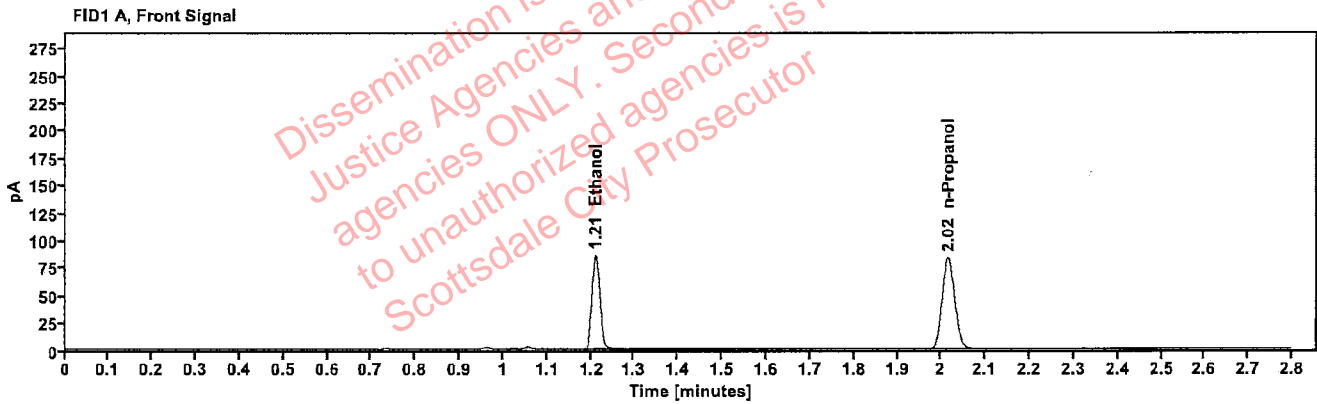


Table 1: FID 1 A (column DB-ALC1)

Compound	Amount (g/100mL)	Time (min)	Peak Area
>Ethanol	0.1715	1.210	109.691
n-Propanol	---	2.016	165.459

Table 2: FID 2 B (column DB-ALC2)

Compound	Time (min)	Peak Area
Ethanol	1.358	120.057
n-Propanol	2.435	179.702

[REDACTED]: Brooke, Phillip - (10-May-2023)

Case: [REDACTED] User: pbrooke 5/10/2023

### Scottsdale Police Department Crime Lab Volatiles Analysis

Sample:	2308833-2	Vial:	39
Description:	[REDACTED]	LIMS ID:	[REDACTED]
Method:	ethanol quant.M	Sequence:	09May23
Instrument:	US14173023 CN14160045	Injection date:	5/9/2023 4:15:02 PM
Data file:	C:\Chem32\1\Data\09May23\39.D	Analyst:	Brooke

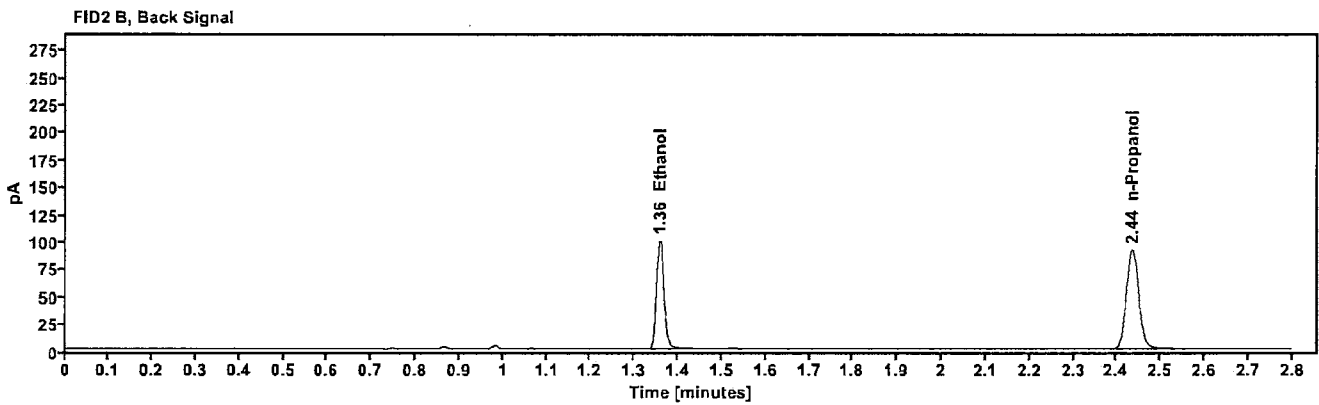
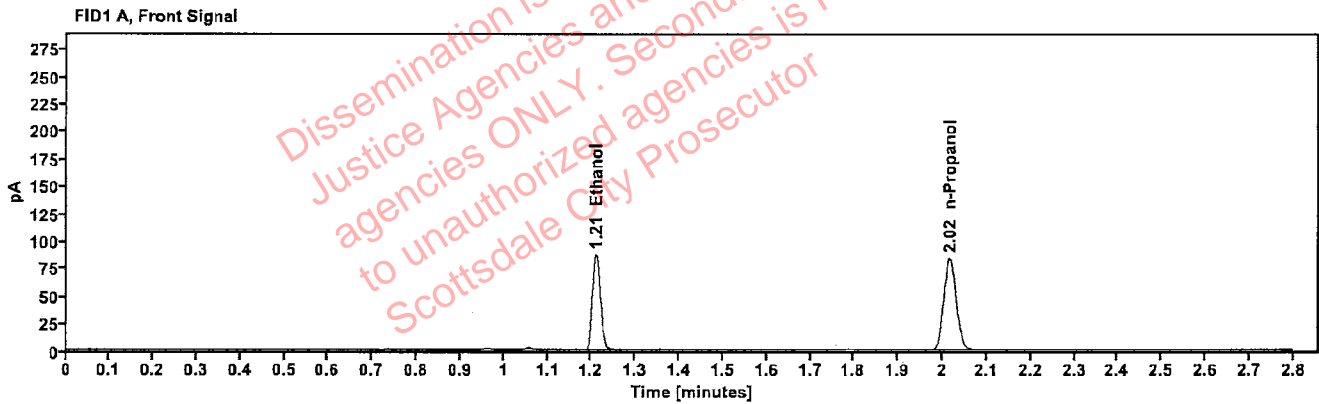


Table 1: FID 1 A (column DB-ALC1)

Compound	Amount (g/100mL)	Time (min)	Peak Area
>Ethanol	0.1720	1.210	110.908
n-Propanol	----	2.016	166.855

Table 2: FID 2 B (column DB-ALC2)

Compound	Time (min)	Peak Area
Ethanol	1.358	121.371
n-Propanol	2.436	181.202

[REDACTED] : Brooke, Phillip - (10-May-2023)

Case: [REDACTED] User: pbrooke 5/10/2023

### Scottsdale Police Department Crime Lab Volatiles Analysis

Sample:	2224993-2	Vial:	40
Description:	[REDACTED]	LIMS ID:	[REDACTED]
Method:	ethanol quant.M	Sequence:	09May23
Instrument:	US14173023 CN14160045	Injection date:	5/9/2023 4:19:03 PM
Data file:	C:\Chem32\1\Data\09May23\40.D	Analyst:	Brooke

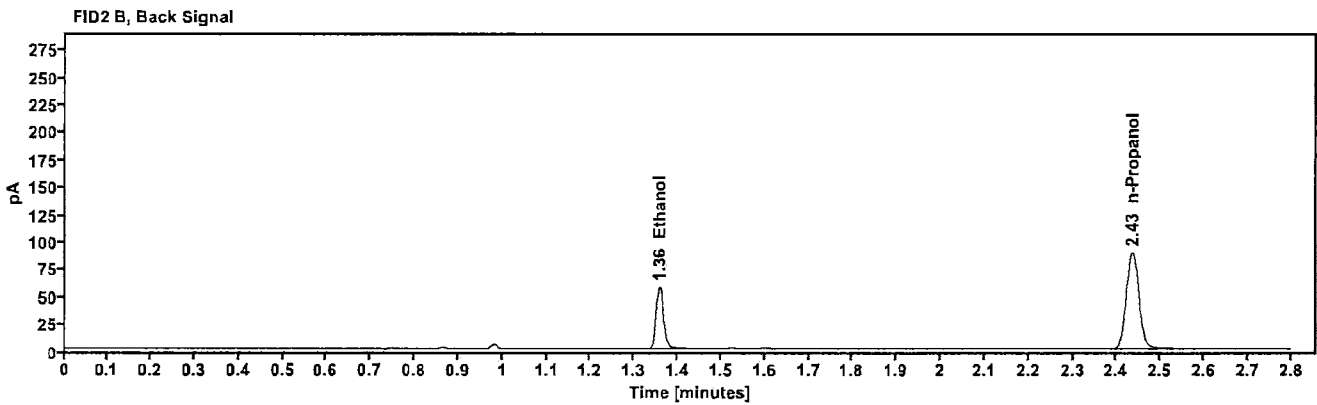
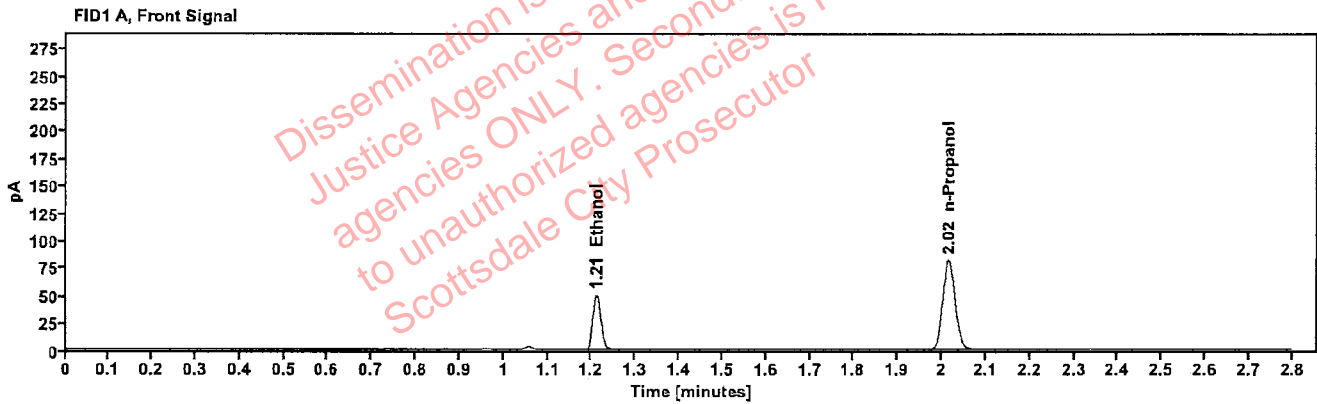


Table 1: FID 1 A (column DB-ALC1)

Compound	Amount (g/100mL)	Time (min)	Peak Area
>Ethanol	0.1018	1.211	63.543
n-Propanol	-----	2.016	162.533

Table 2: FID 2 B (column DB-ALC2)

Compound	Time (min)	Peak Area
Ethanol	1.358	69.169
n-Propanol	2.435	176.719

[REDACTED]: Brooke, Phillip - (10-May-2023)

Case: [REDACTED] User: pbrooke 5/10/2023

### Scottsdale Police Department Crime Lab Volatiles Analysis

Sample:	2224993-2	Vial:	41
Description:	[REDACTED]	LIMS ID:	[REDACTED]
Method:	ethanol quant.M	Sequence:	09May23
Instrument:	US14173023 CN14160045	Injection date:	5/9/2023 4:23:02 PM
Data file:	C:\Chem32\1\Data\09May23\41.D	Analyst:	Brooke

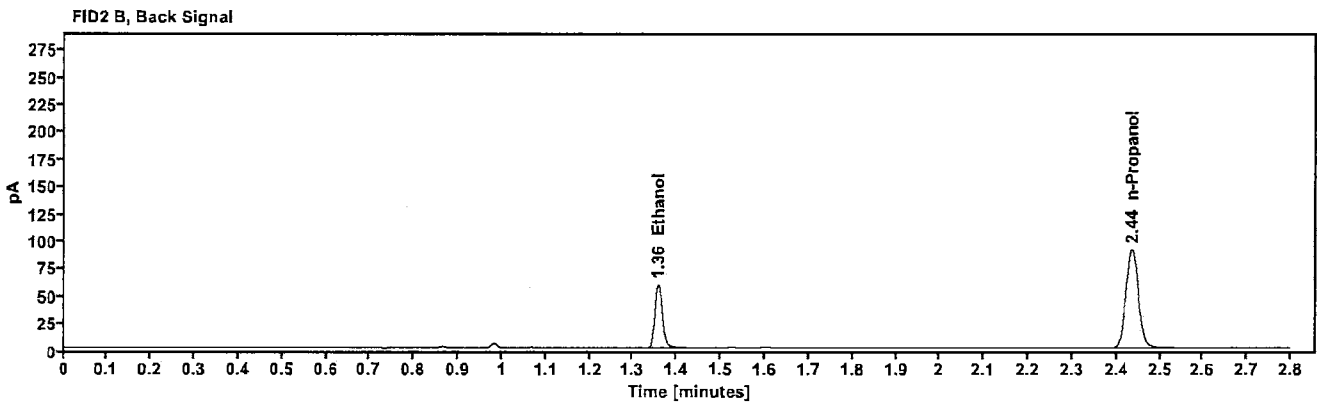
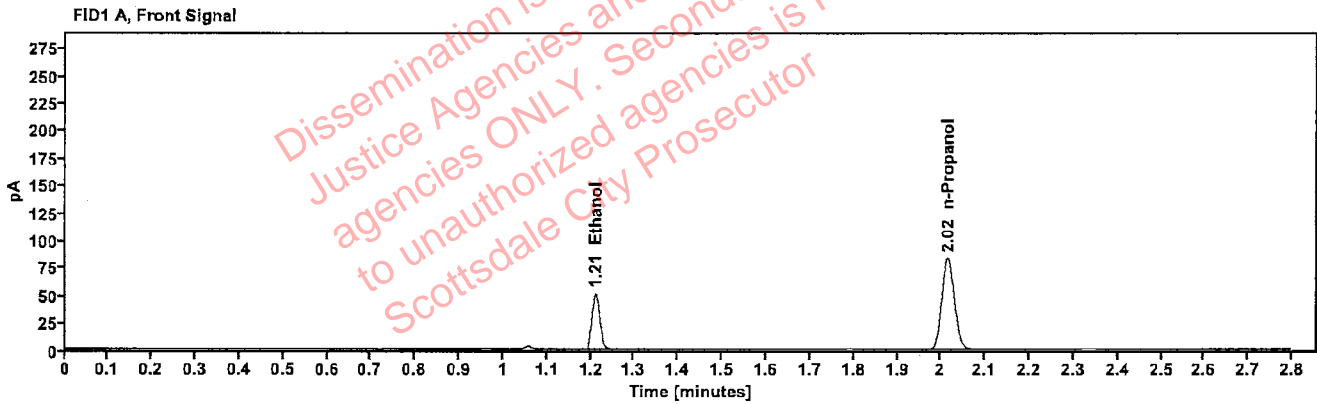


Table 1: FID 1 A (column DB-ALC1)

Compound	Amount (g/100mL)	Time (min)	Peak Area
>Ethanol	0.1024	1.211	65.239
n-Propanol	-----	2.016	165.760

Table 2: FID 2 B (column DB-ALC2)

Compound	Time (min)	Peak Area
Ethanol	1.358	71.008
n-Propanol	2.435	180.513

### Scottsdale Police Department Crime Lab Volatiles Analysis

Sample:	2308929-3	Vial:	43
Description:	██████████	LIMS ID:	██████████
Method:	ethanol quant.M	Sequence:	09May23
Instrument:	US14173023 CN14160045	Injection date:	5/9/2023 4:31:17 PM
Data file:	C:\Chem32\1\Data\09May23\43.D	Analyst:	Brooke

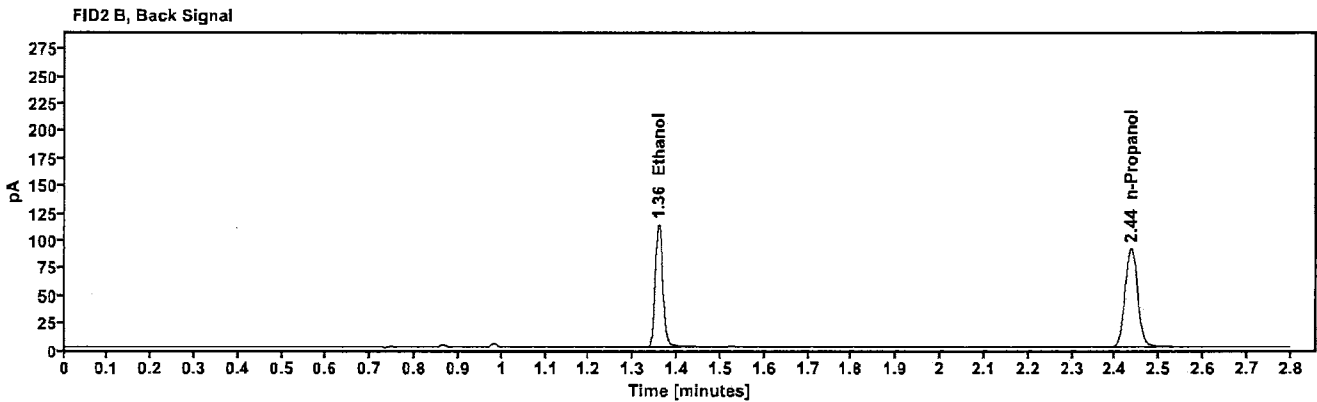
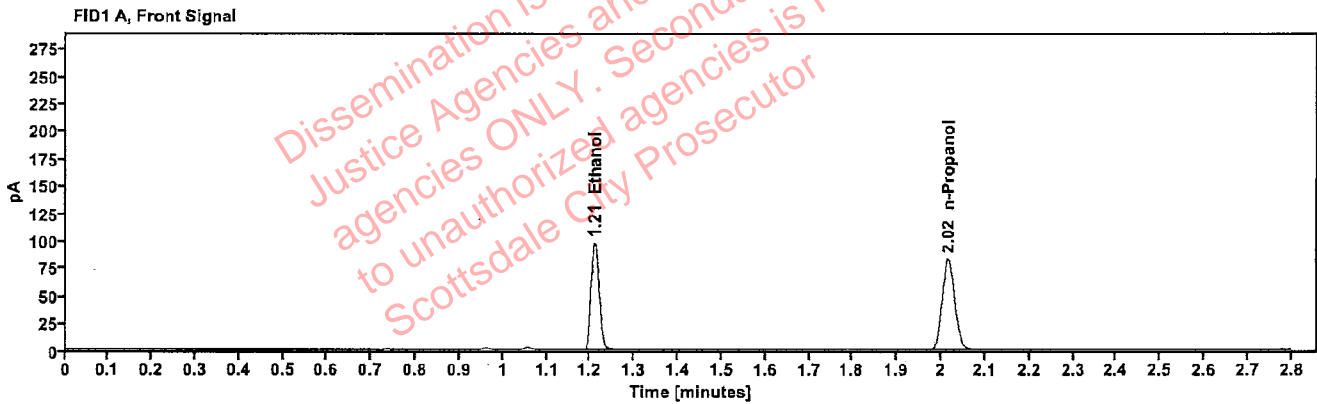


Table 1: FID 1 A (column DB-ALC1)

Compound	Amount (g/100mL)	Time (min)	Peak Area
>Ethanol	0.1947	1.210	124.391
n-Propanol	---	2.016	165.095

Table 2: FID 2 B (column DB-ALC2)

Compound	Time (min)	Peak Area
Ethanol	1.358	136.010
n-Propanol	2.436	179.441

[REDACTED] : Brooke, Phillip - (10-May-2023)

Case: [REDACTED] User: pbrooke 5/10/2023

### Scottsdale Police Department Crime Lab Volatiles Analysis

Sample:	2308929-3	Vial:	44
Description:	[REDACTED]	LIMS ID:	[REDACTED]
Method:	ethanol quant.M	Sequence:	09May23
Instrument:	US14173023 CN14160045	Injection date:	5/9/2023 4:35:17 PM
Data file:	C:\Chem32\1\Data\09May23\44.D	Analyst:	Brooke

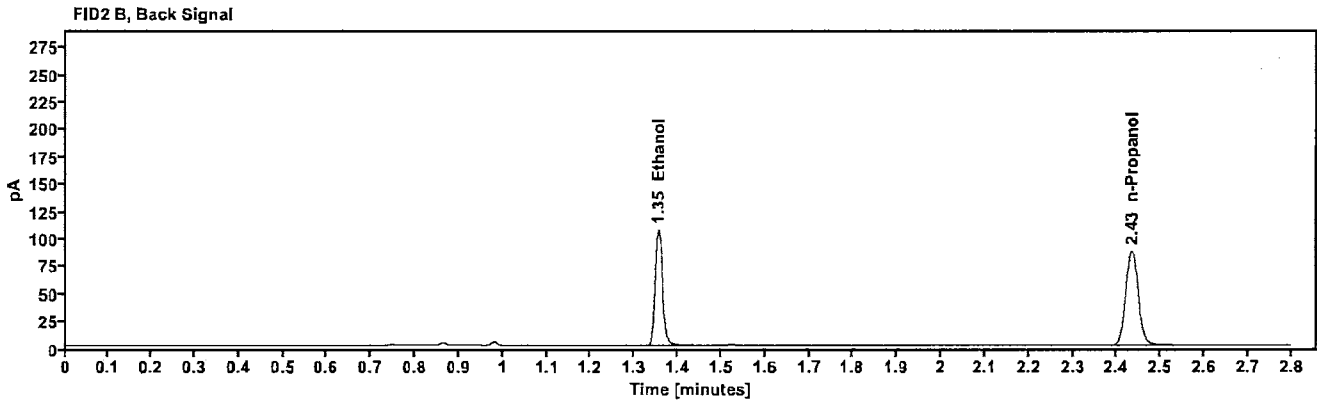
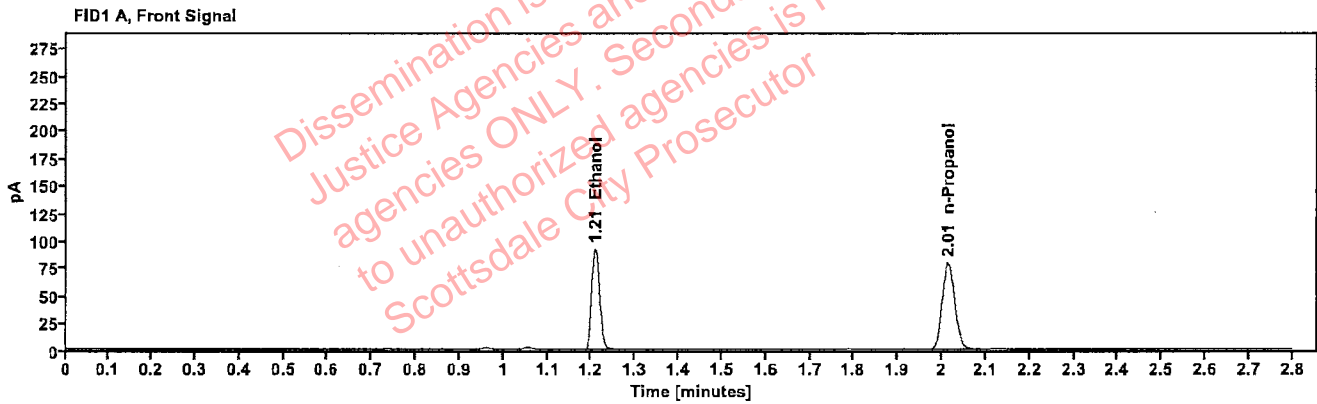


Table 1: FID 1 A (column DB-ALC1)

Compound	Amount (g/100mL)	Time (min)	Peak Area
>Ethanol	0.1904	1.209	117.053
n-Propanol	----	2.014	158.895

Table 2: FID 2 B (column DB-ALC2)

Compound	Time (min)	Peak Area
Ethanol	1.355	128.157
n-Propanol	2.433	172.051

[REDACTED]: Brooke, Phillip - (10-May-2023)

Case: [REDACTED] User: pbrooke 5/10/2023

### Scottsdale Police Department Crime Lab Volatiles Analysis

Sample:	2309105-2	Vial:	45
Description:	[REDACTED]	LIMS ID:	[REDACTED]
Method:	ethanol quant.M	Sequence:	09May23
Instrument:	US14173023 CN14160045	Injection date:	5/9/2023 4:39:17 PM
Data file:	C:\Chem32\11\Data\09May23\45.D	Analyst:	Brooke

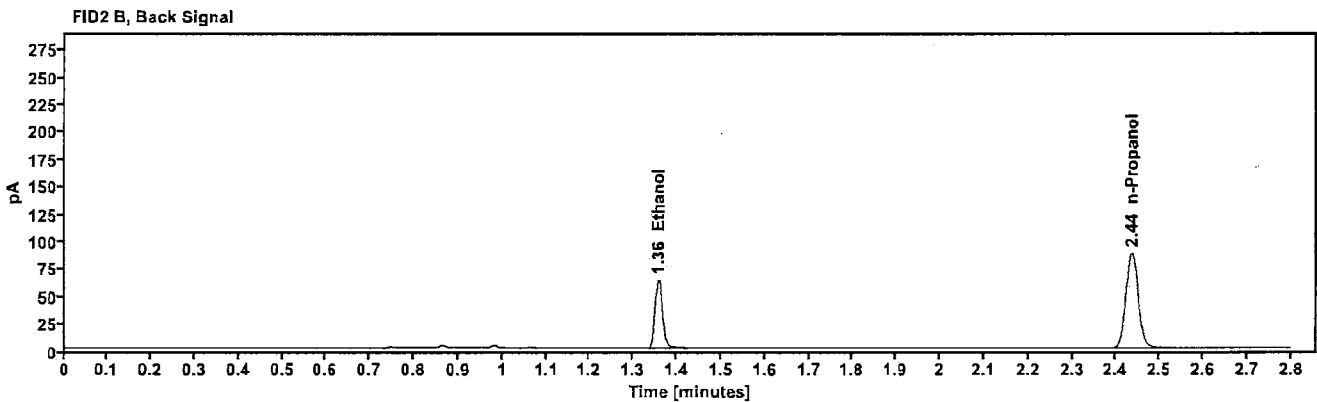
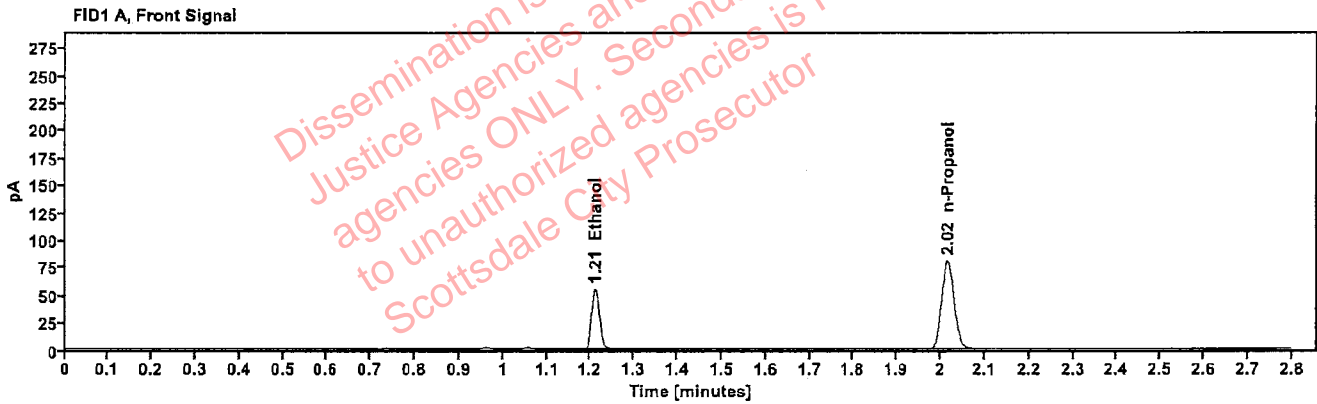


Table 1: FID 1 A (column DB-ALC1)

Compound	Amount (g/100mL)	Time (min)	Peak Area
>Ethanol	0.1135	1.211	69.840
n-Propanol	-----	2.016	159.909

Table 2: FID 2 B (column DB-ALC2)

Compound	Time (min)	Peak Area
Ethanol	1.358	76.118
n-Propanol	2.435	173.026

[REDACTED]: Brooke, Phillip - (10-May-2023)

Case: [REDACTED] User: pbrooke 5/10/2023

### Scottsdale Police Department Crime Lab Volatiles Analysis

Sample:	2309105-2	Vial:	46
Description:	[REDACTED]	LIMS ID:	[REDACTED]
Method:	ethanol quant.M	Sequence:	09May23
Instrument:	US14173023 CN14160045	Injection date:	5/9/2023 4:43:18 PM
Data file:	C:\Chem32\1\Data\09May23\46.D	Analyst:	Brooke

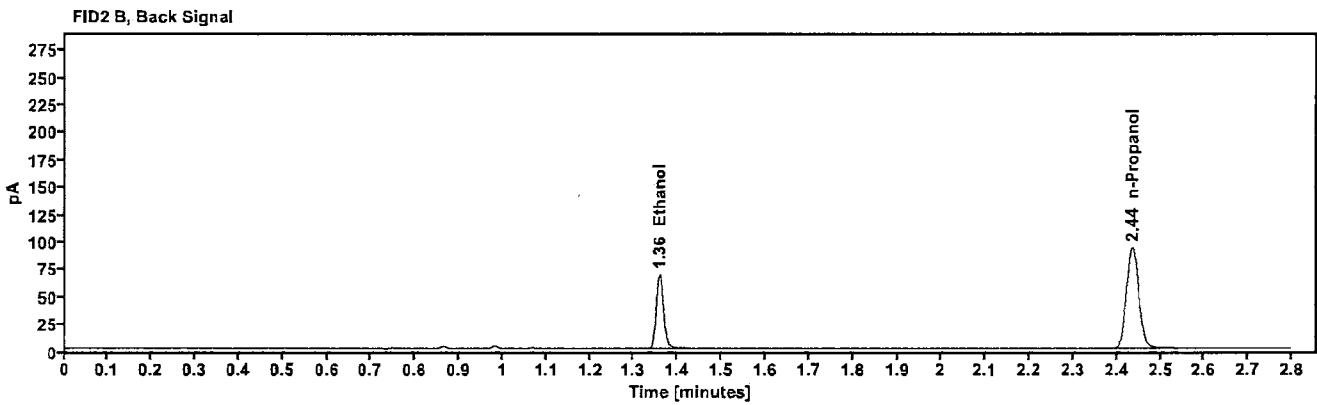
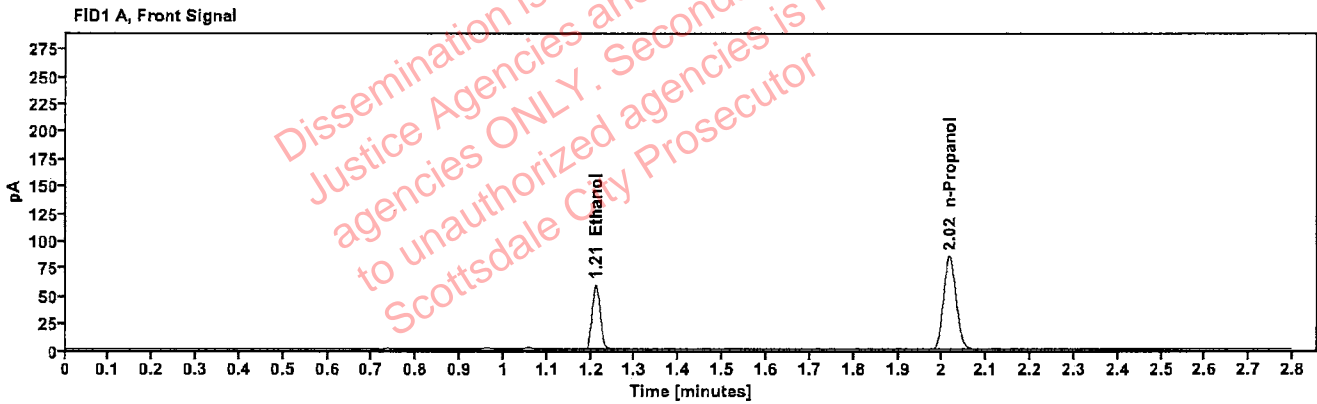


Table 1: FID 1 A (column DB-ALC1)

Compound	Amount (g/100mL)	Time (min)	Peak Area
>Ethanol	0.1158	1.211	75.397
n-Propanol	-----	2.016	169.224

Table 2: FID 2 B (column DB-ALC2)

Compound	Time (min)	Peak Area
Ethanol	1.358	82.277
n-Propanol	2.436	183.727



[REDACTED] : Brooke, Phillip - (10-May-2023)

Case: [REDACTED] User: pbrooke 5/10/2023

### Scottsdale Police Department Crime Lab Volatiles Analysis

Sample:	2309155-2	Vial:	47
Description:	[REDACTED]	LIMS ID:	[REDACTED]
Method:	ethanol quant.M	Sequence:	09May23
Instrument:	US14173023 CN14160045	Injection date:	5/9/2023 4:47:17 PM
Data file:	C:\Chem32\1\Data\09May23\47.D	Analyst:	Brooke

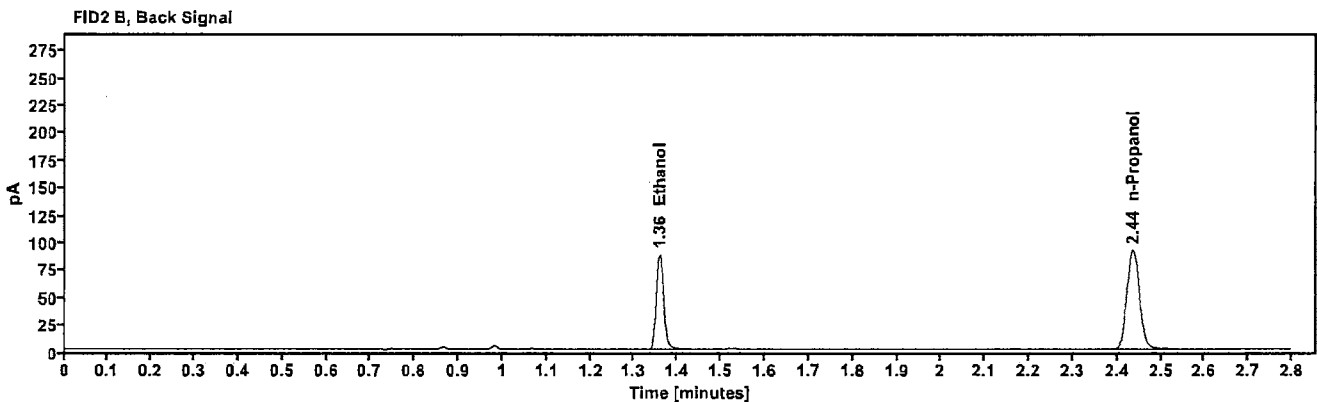
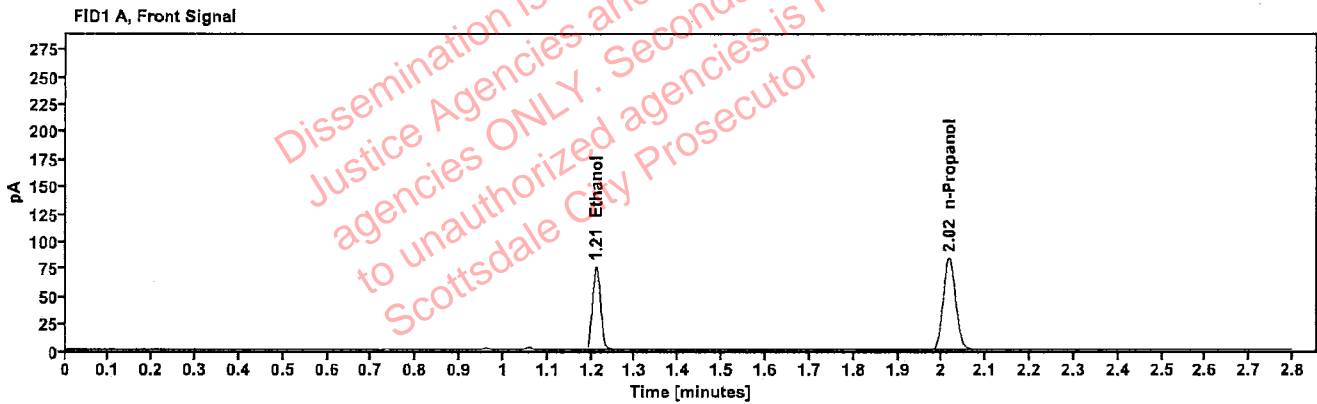


Table 1: FID 1 A (column DB-ALC1)

Compound	Amount (g/100mL)	Time (min)	Peak Area
>Ethanol	0.1506	1.211	97.184
n-Propanol	---	2.016	167.204

Table 2: FID 2 B (column DB-ALC2)

Compound	Time (min)	Peak Area
Ethanol	1.358	105.990
n-Propanol	2.436	181.839

[REDACTED]: Brooke, Phillip - (10-May-2023)

Case: [REDACTED] User: pbrooke 5/10/2023

### Scottsdale Police Department Crime Lab Volatiles Analysis

Sample:	2309155-2	Vial:	48
Description:	[REDACTED]	LIMS ID:	[REDACTED]
Method:	ethanol quant.M	Sequence:	09May23
Instrument:	US14173023 CN14160045	Injection date:	5/9/2023 4:51:17 PM
Data file:	C:\Chem32\1\Data\09May23\48.D	Analyst:	Brooke

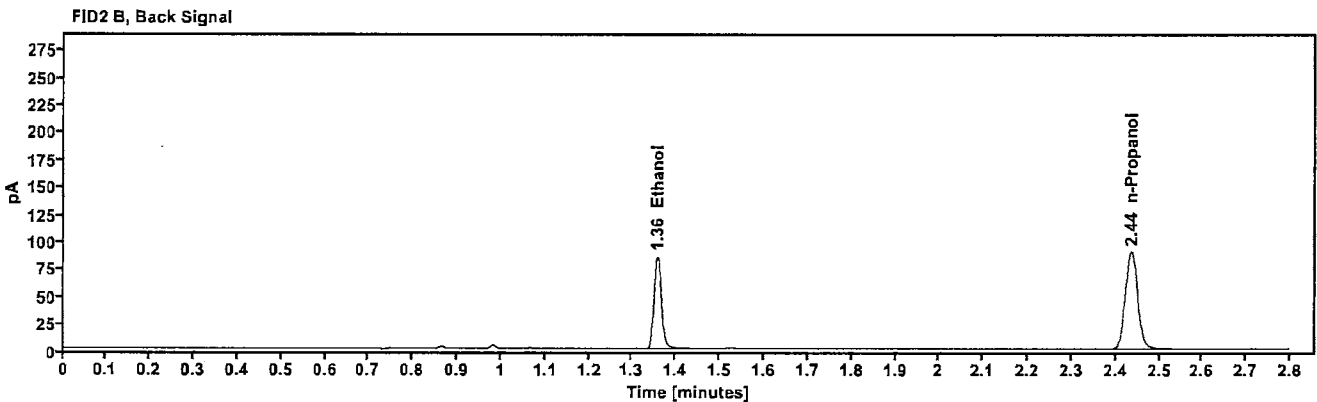
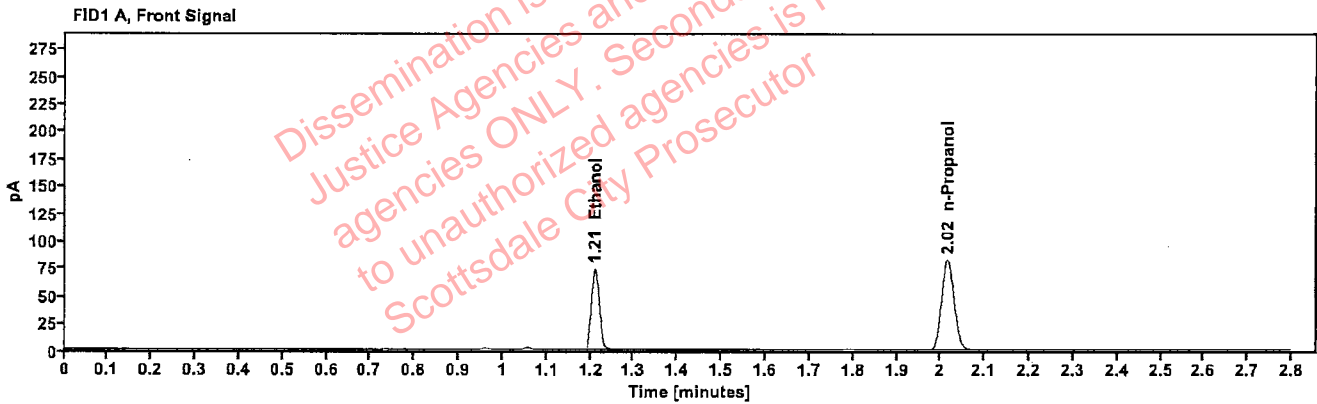


Table 1: FID 1 A (column DB-ALC1)

Compound	Amount (g/100mL)	Time (min)	Peak Area
>Ethanol	0.1494	1.210	94.323
n-Propanol	-----	2.016	163.527

Table 2: FID 2 B (column DB-ALC2)

Compound	Time (min)	Peak Area
Ethanol	1.358	102.834
n-Propanol	2.436	177.752

██████████: Brooke, Phillip - (10-May-2023)

Case: ██████████ User: pbrooke 5/10/2023

### Scottsdale Police Department Crime Lab Volatiles Analysis

Sample:	2222861-2	Vial:	49
Description:	██████████	LIMS ID:	██████████
Method:	ethanol quant.M	Sequence:	09May23
Instrument:	US14173023 CN14160045	Injection date:	5/9/2023 4:55:32 PM
Data file:	C:\Chem3211\Data\09May23\49.D	Analyst:	Brooke

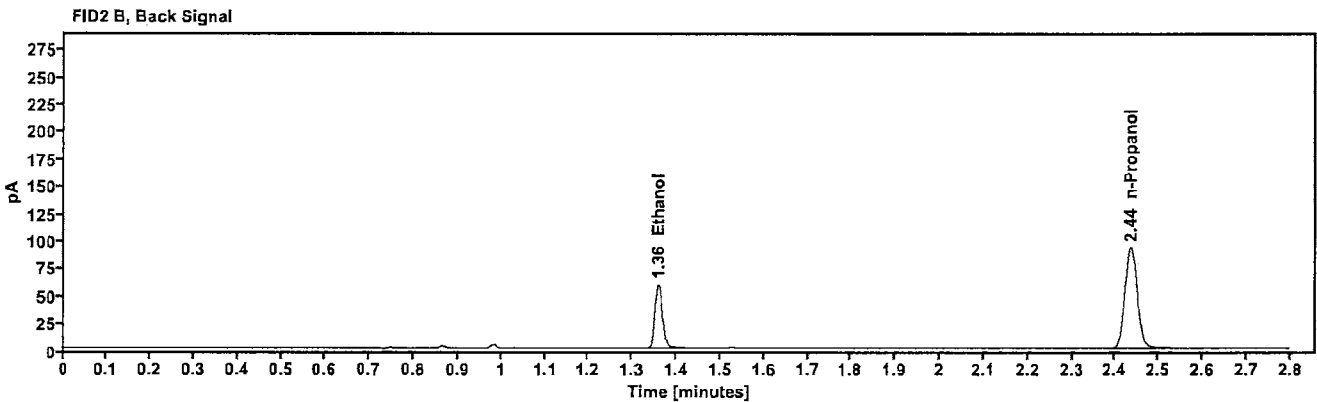
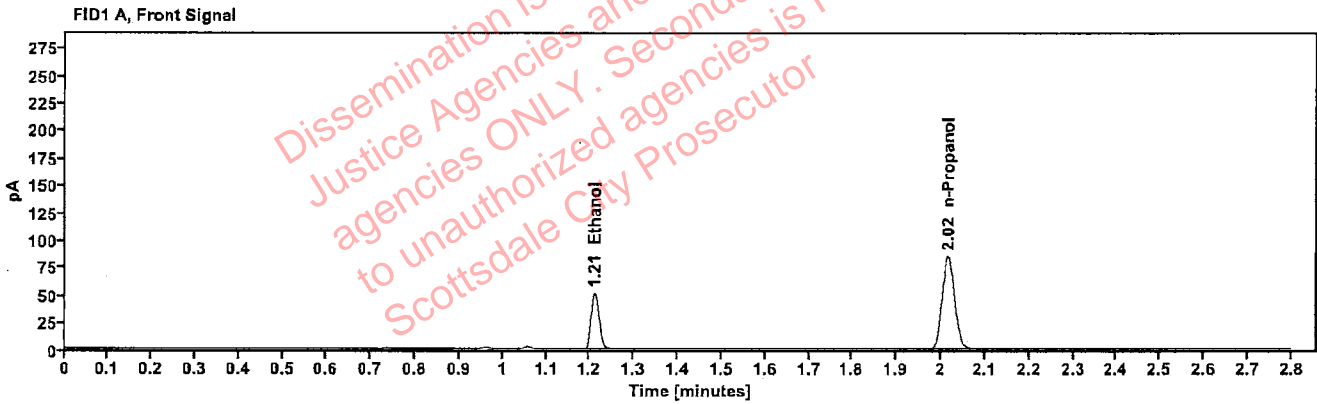


Table 1: FID 1 A (column DB-ALC1)

Compound	Amount (g/100mL)	Time (min)	Peak Area
>Ethanol	0.1006	1.211	65.289
n-Propanol	---	2.016	168.923

Table 2: FID 2 B (column DB-ALC2)

Compound	Time (min)	Peak Area
Ethanol	1.358	71.060
n-Propanol	2.436	183.884

[REDACTED]: Brooke, Phillip - (10-May-2023)

Case: [REDACTED] User: pbrooke 5/10/2023

### Scottsdale Police Department Crime Lab Volatiles Analysis

Sample:	2222861-2	Vial:	50
Description:	[REDACTED]	LIMS ID:	[REDACTED]
Method:	ethanol quant.M	Sequence:	09May23
Instrument:	US14173023 CN14160045	Injection date:	5/9/2023 4:59:33 PM
Data file:	C:\Chem32\1\Data\09May23\50.D	Analyst:	Brooke

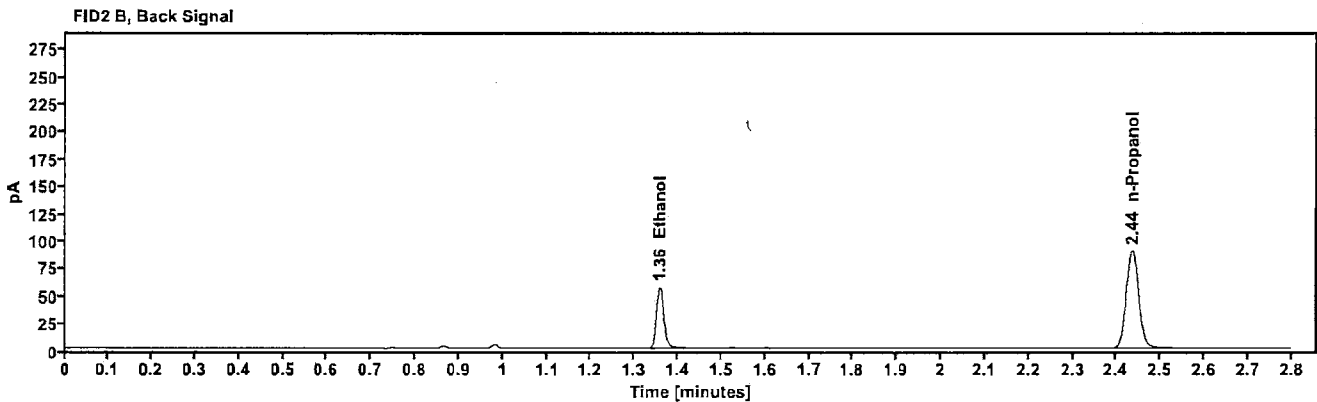
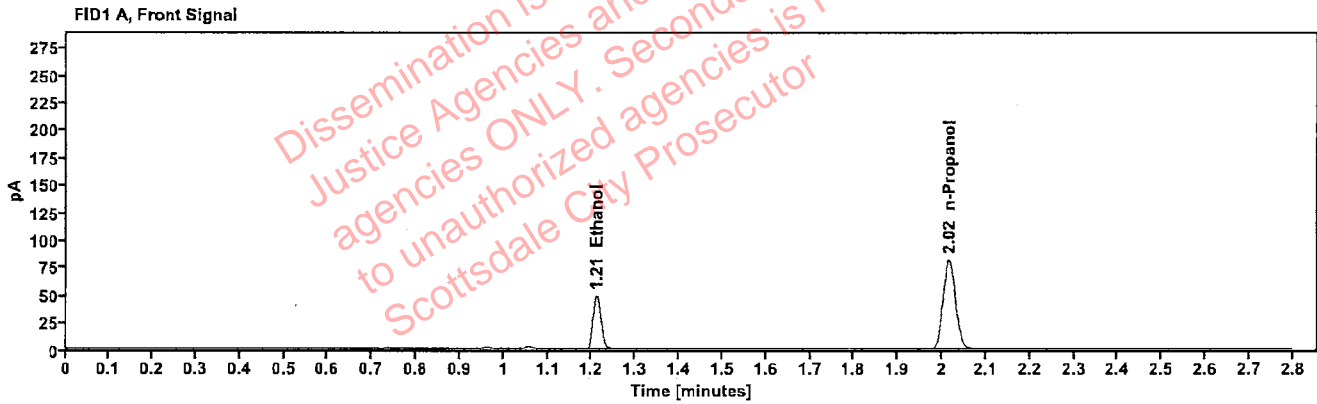


Table 1: FID 1 A (column DB-ALC1)

Compound	Amount (g/100mL)	Time (min)	Peak Area
>Ethanol	0.0995	1.211	62.127
n-Propanol	---	2.016	162.640

Table 2: FID 2 B (column DB-ALC2)

Compound	Time (min)	Peak Area
Ethanol	1.358	67.735
n-Propanol	2.435	176.991

### Scottsdale Police Department Crime Lab Volatiles Analysis

Sample:	2305887-2	Vial:	51
Description:		LIMS ID:	
Method:	ethanol quant.M	Sequence:	09May23
Instrument:	US14173023 CN14160045	Injection date:	5/9/2023 5:03:33 PM
Data file:	C:\Chem32\1\Data\09May23\51.D	Analyst:	Brooke

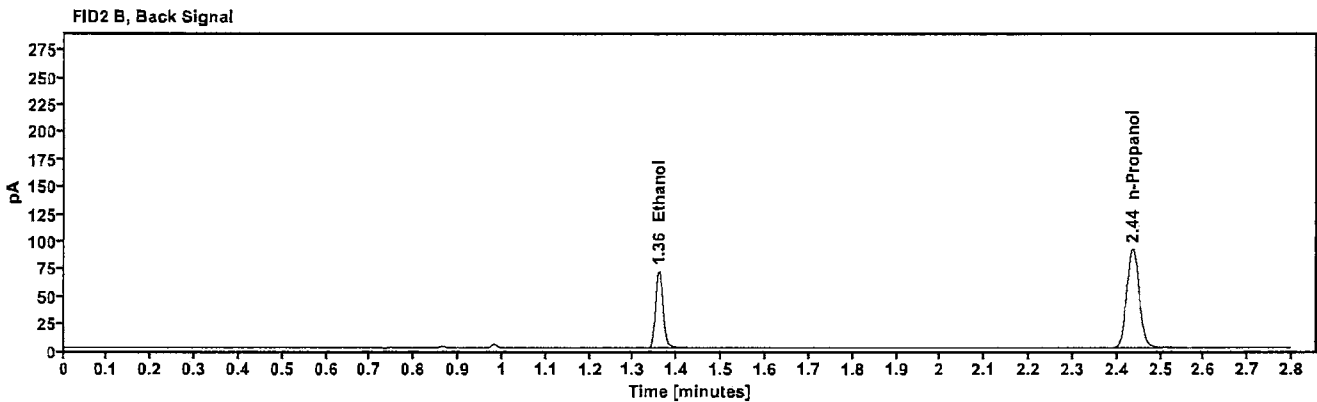
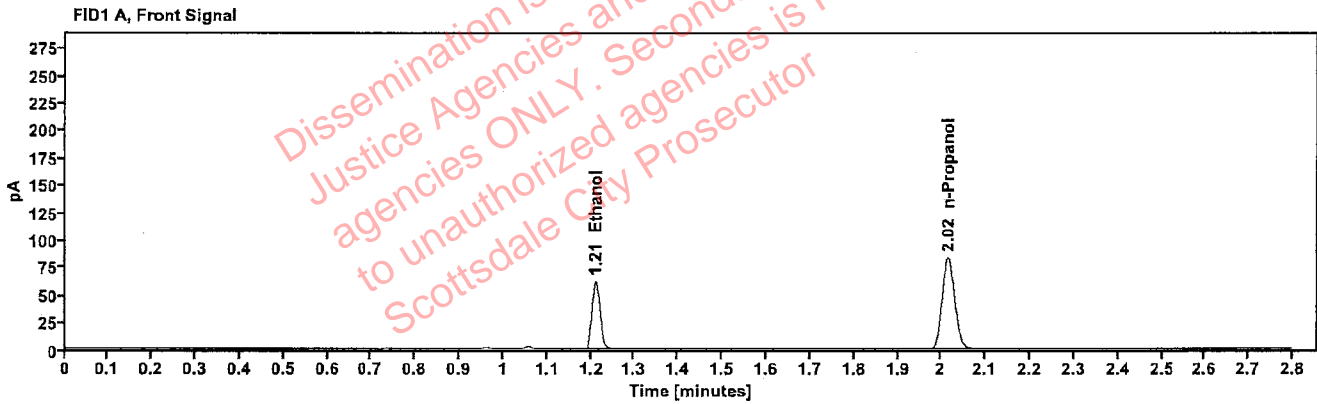


Table 1: FID 1 A (column DB-ALC1)

Compound	Amount (g/100mL)	Time (min)	Peak Area
>Ethanol	0.1233	1.211	78.910
n-Propanol	-----	2.016	166.090

Table 2: FID 2 B (column DB-ALC2)

Compound	Time (min)	Peak Area
Ethanol	1.358	85.944
n-Propanol	2.436	180.534

[REDACTED]: Brooke, Phillip - (10-May-2023)

Case: [REDACTED] User: pbrooke 5/10/2023

### Scottsdale Police Department Crime Lab Volatiles Analysis

Sample:	2305887-2	Vial:	52
Description:	[REDACTED]	LIMS ID:	[REDACTED]
Method:	ethanol quant.M	Sequence:	09May23
Instrument:	US14173023 CN14160045	Injection date:	5/9/2023 5:07:32 PM
Data file:	C:\Chem32\1\Data\09May23\52.D	Analyst:	Brooke

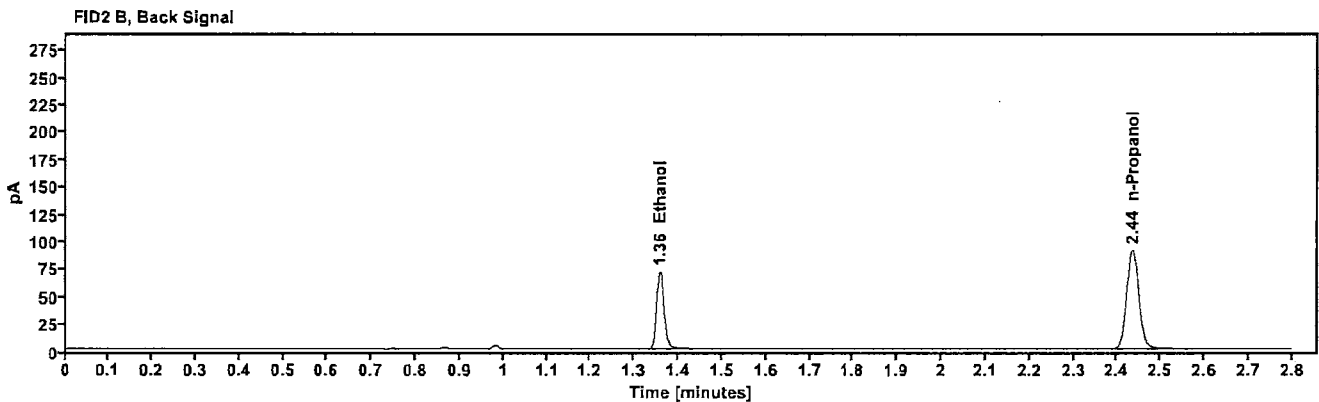
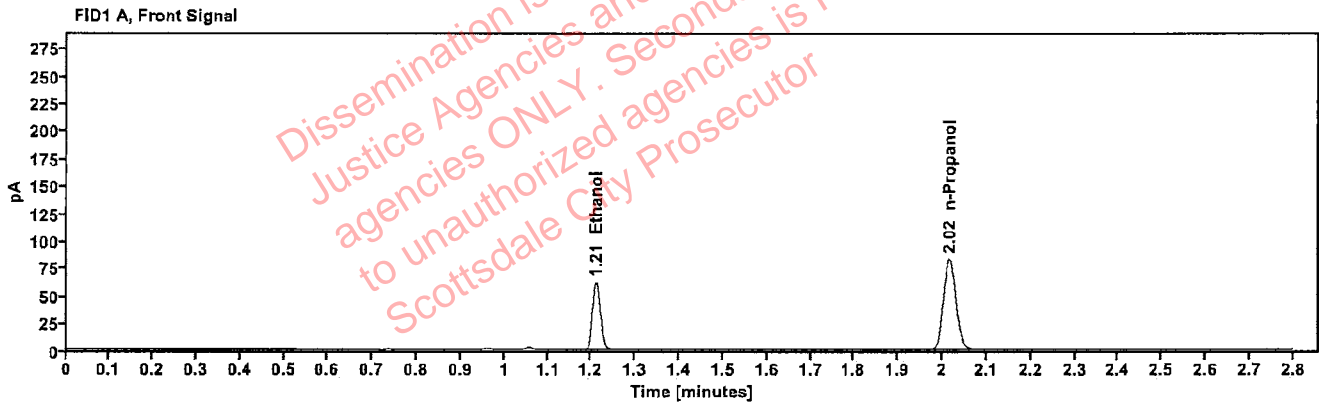


Table 1: FID 1 A (column DB-ALC1)

Compound	Amount (g/100mL)	Time (min)	Peak Area
>Ethanol	0.1232	1.211	78.543
n-Propanol	-----	2.016	165.526

Table 2: FID 2 B (column DB-ALC2)

Compound	Time (min)	Peak Area
Ethanol	1.358	85.727
n-Propanol	2.435	179.880