

# SCOTTSDALE POLICE DEPARTMENT CRIME LABORATORY BLOOD ALCOHOL FACE SHEET

ANALYSIS DATE 06/01/2023 SEQUENCE NAME 01Jun23

**EQUIPMENT**

Pipettor  Hamilton ML600EH7497  Hamilton ML600GJ10749  
 Gas Chromatograph  Agilent US14173023

**INSTRUMENT CALIBRATION**

Vial 1 0.02 calibrator Lot FN10051909 Coefficient of determination (r<sup>2</sup>)  
 Vial 2 0.10 calibrator Lot FN05311902 0.99999  
 Vial 3 0.20 calibrator Lot FN02052101  
 Vial 4 0.40 calibrator Lot FN03052102

**CALIBRATION VERIFICATION AND RESOLUTION TEST**

Vial	Sample	Expected result	Measured result	Manufacturer/lot
5	Blank	Not detected	Not detected	SPD lab 011823WB
6	Volatiles mixture	6 compounds	6 compounds	SPD lab 050721MIX
7	Aqueous control	0.400 g/dL	0.401 g/dL	Lipomed 30012020-A
8	Aqueous control	0.040 g/dL	0.040 g/dL	Lipomed 14082019-B
9	Blood control	0.199 g/dL	0.204 g/dL	ACQ 4110320133/10
20	Aqueous control	0.080 g/dL	0.080 g/dL	Lipomed 20012020-B
31	Blood control	0.199 g/dL	0.204 g/dL	ACQ 4110320133/10
42	Aqueous control	0.080 g/dL	0.080 g/dL	Lipomed 20012020-B
53	Aqueous control	0.400 g/dL	0.403 g/dL	Lipomed 30012020-A
54	Aqueous control	0.040 g/dL	0.041 g/dL	Lipomed 14082019-B
55	Blood control	0.199 g/dL	0.205 g/dL	ACQ 4110320133/10
56	Blank	Not detected	Not detected	SPD lab 031623AQ

**SUBJECT SAMPLES**

Subjects in the sequence 20 Subjects requiring reanalysis 0

ADDITIONAL NOTES: All testing proceeded as expected.  
 \_\_\_\_\_  
 \_\_\_\_\_  
 \_\_\_\_\_

Run valid  Run invalid  Erika Canonica Analyst  
 Run valid  Run invalid  [Signature] Technical Reviewer

# Scottsdale Police Department Crime Laboratory Sequence Quality Assurance Summary

SEQUENCE NAME: 01Jun23

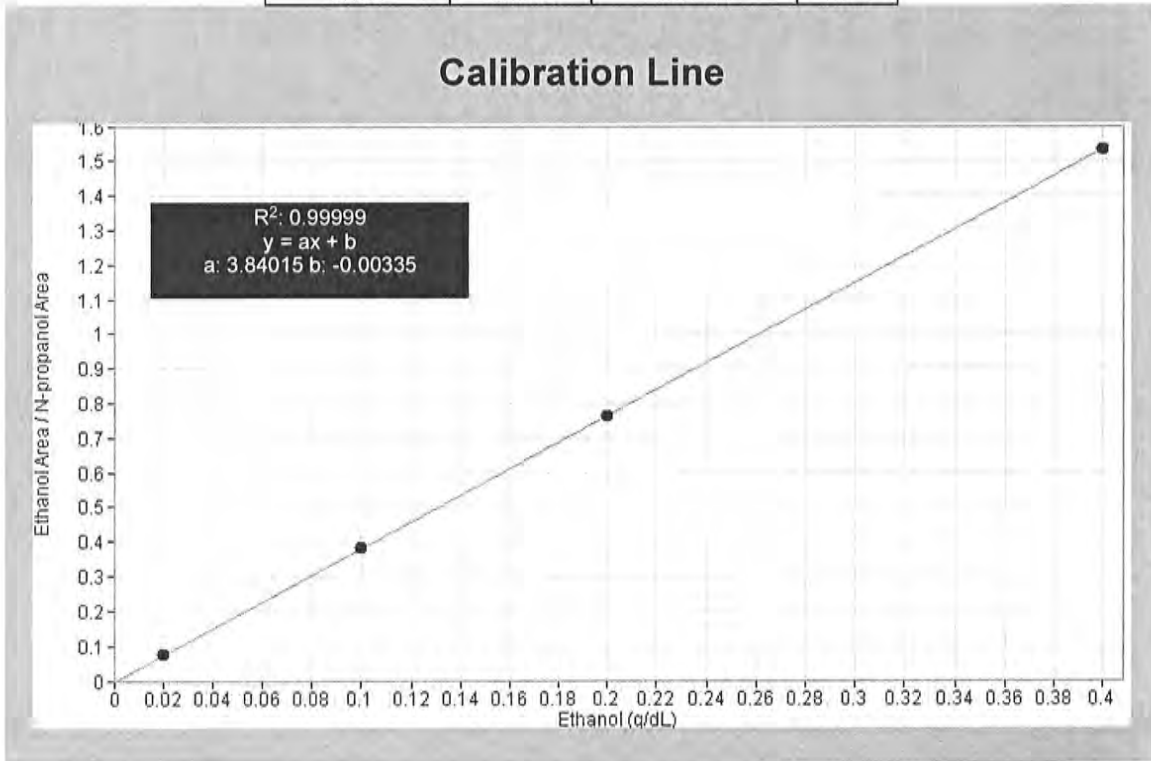
ANALYST: Canonico

EC

Sample Name	Vial	Measured Value (g/dL)	Expected Value (g/dL)	Percent Difference	Absolute Difference (g/dL)
blank 011823WB	5	negative	negative	-	-
0.400 30012020-A	7	0.401	0.400	0.25	0.001
0.040 14082019-B	8	0.040	0.040	0.00	0.000
0.199 4110320133/10	9	0.204	0.199	2.51	0.005
0.080 20012020-B	20	0.080	0.080	0.00	0.000
0.199 4110320133/10	31	0.204	0.199	2.51	0.005
0.080 20012020-B	42	0.080	0.080	0.00	0.000
0.400 30012020-A	53	0.403	0.400	0.75	0.003
0.040 14082019-B	54	0.041	0.040	2.50	0.001
0.199 4110320133/10	55	0.205	0.199	3.02	0.006
blank 031623AQ	56	negative	negative	-	-

Calibrator	Ethanol Area	N-propanol Area	Ratio
0.020	11.826	158.636	0.075
0.100	61.148	160.235	0.382
0.200	120.707	158.583	0.761
0.400	241.501	157.414	1.534

**Calibration Line**



# Scottsdale Police Department Crime Lab Volatiles Analysis

<b>Sample:</b> FN10051909	<b>Vial:</b> 1
<b>Description:</b> 0.020 calibrator	<b>Sequence:</b> 01Jun23
<b>Method:</b> ethanol quant.M	<b>Injection date:</b> 6/1/2023 10:33:53 AM
<b>Instrument:</b> US14173023 CN14180045	<b>Analyst:</b> Canonico <span style="float: right;">SC</span>
<b>Data file:</b> C:\Chem32\1\Data\01Jun23\1.D	

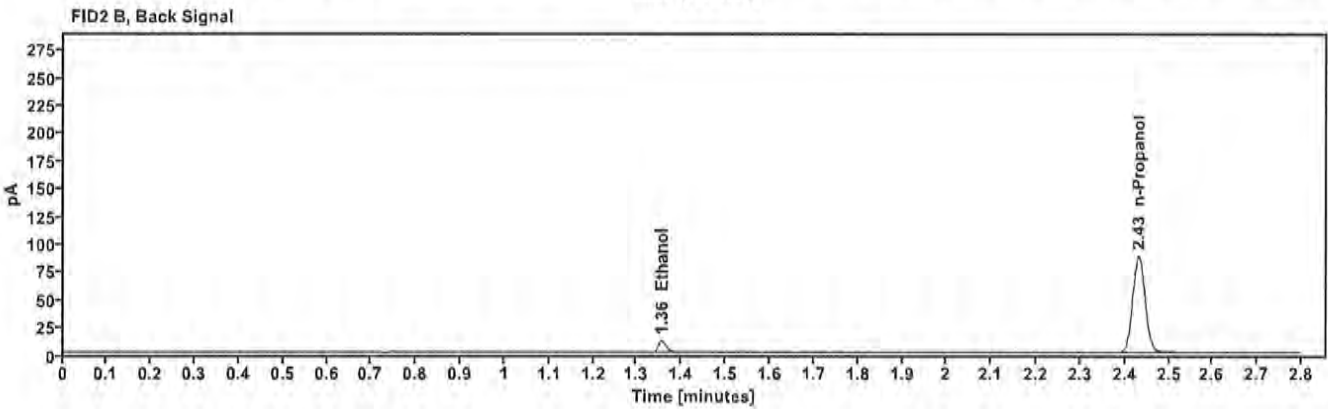
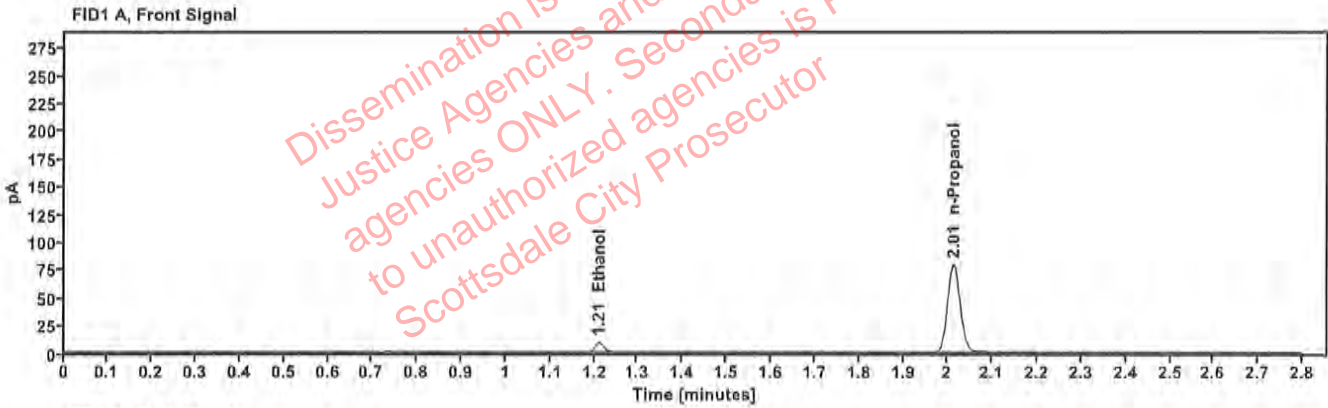


Table 1: FID 1 A (column DB-ALC1)

Compound	Time (min)	Peak Area
Ethanol	1.210	11.826
n-Propanol	2.013	158.636

Table 2: FID 2 B (column DB-ALC2)

Compound	Time (min)	Peak Area
Ethanol	1.355	12.895
n-Propanol	2.431	173.315

# Scottsdale Police Department Crime Lab Volatiles Analysis

<b>Sample:</b> FN05311902	<b>Vial:</b> 2
<b>Description:</b> 0.100 calibrator	<b>Sequence:</b> 01Jun23
<b>Method:</b> ethanol quant.M	<b>Injection date:</b> 6/1/2023 10:37:53 AM
<b>Instrument:</b> US14173023 CN14160045	<b>Analyst:</b> Canonico <span style="float: right;">ec</span>
<b>Data file:</b> C:\Chem32\1\Data\01Jun23\2.D	

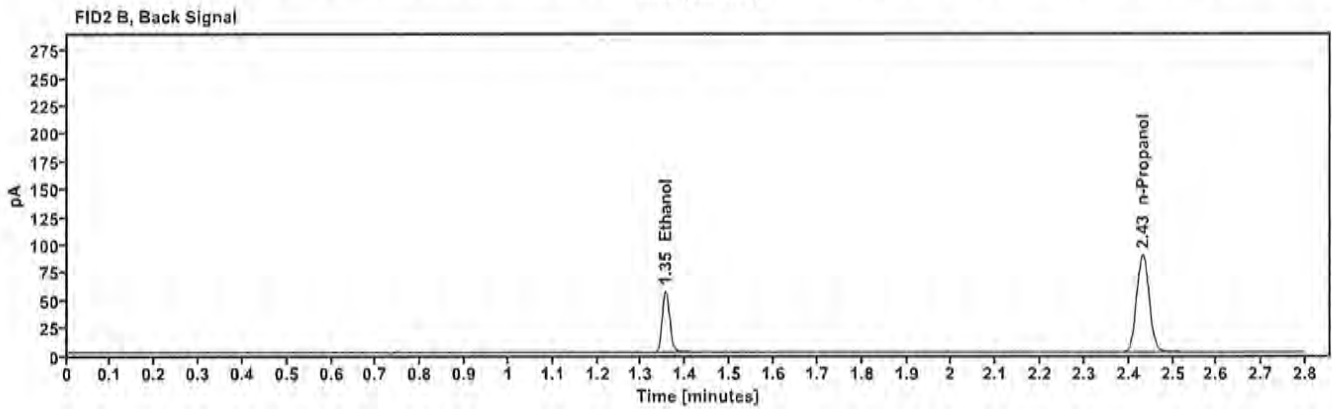
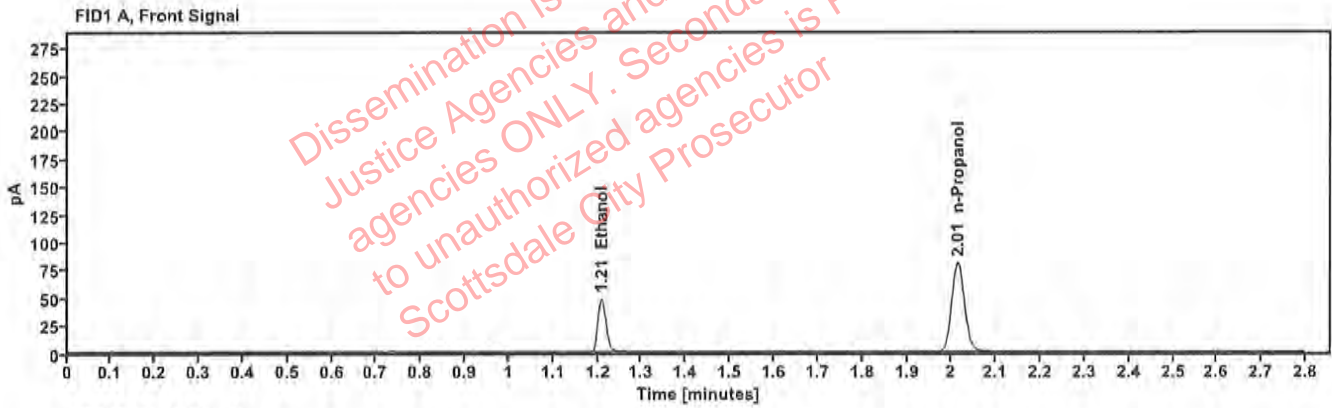


Table 1: FID 1 A (column DB-ALC1)

Compound	Time (min)	Peak Area
Ethanol	1.208	61.148
n-Propanol	2.013	160.235

Table 2: FID 2 B (column DB-ALC2)

Compound	Time (min)	Peak Area
Ethanol	1.354	66.929
n-Propanol	2.432	175.065

# Scottsdale Police Department Crime Lab Volatiles Analysis

Sample:	FN02052101	Vial:	3
Description:	0.200 calibrator	Sequence:	01Jun23
Method:	ethanol quant.M	Injection date:	6/1/2023 10:41:53 AM
Instrument:	US14173023 CN14160045	Analyst:	Canonico <i>ec</i>
Data file:	C:\Chem32\1\Data\01Jun23\3.D		

Dissemination is restricted to Criminal Justice Agencies and authorized Non-CJ agencies ONLY. Secondary dissemination to unauthorized agencies is PROHIBITED. Scottsdale City Prosecutor

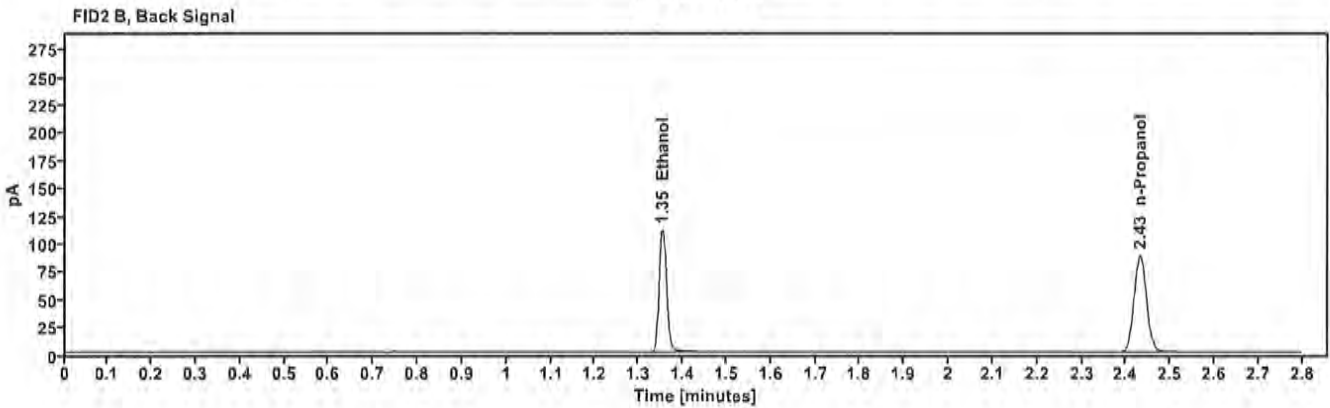
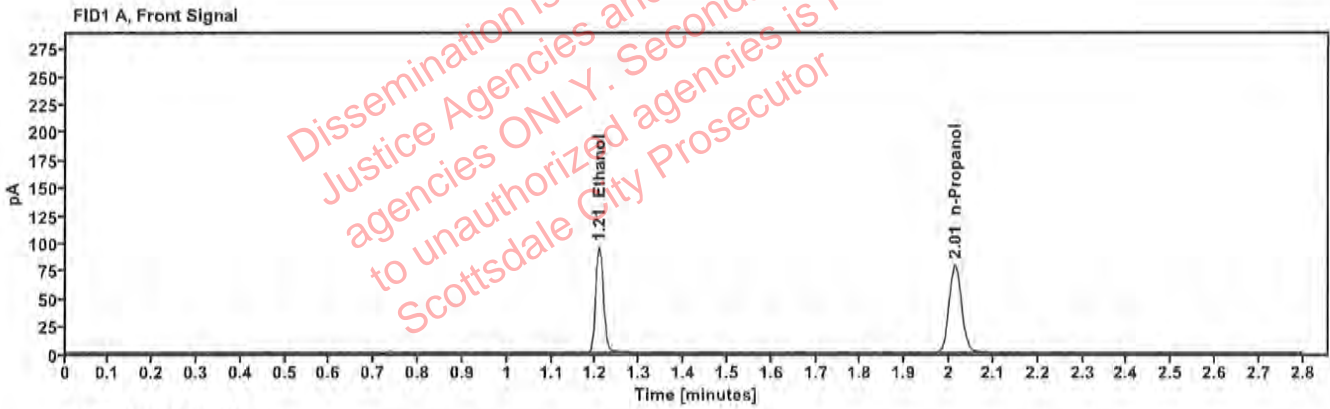


Table 1: FID 1 A (column DB-ALC1)

Compound	Time (min)	Peak Area
Ethanol	1.207	120.707
n-Propanol	2.013	158.583

Table 2: FID 2 B (column DB-ALC2)

Compound	Time (min)	Peak Area
Ethanol	1.353	132.403
n-Propanol	2.431	173.330

# Scottsdale Police Department Crime Lab Volatiles Analysis

<b>Sample:</b> FN03052102	<b>Vial:</b> 4
<b>Description:</b> 0.400 calibrator	<b>Sequence:</b> 01Jun23
<b>Method:</b> ethanol quant.M	<b>Injection date:</b> 6/1/2023 10:45:53 AM
<b>Instrument:</b> US14173023 CN14160045	<b>Analyst:</b> Canonico <i>ec</i>
<b>Data file:</b> C:\Chem32\1\Data\01Jun23\4.D	

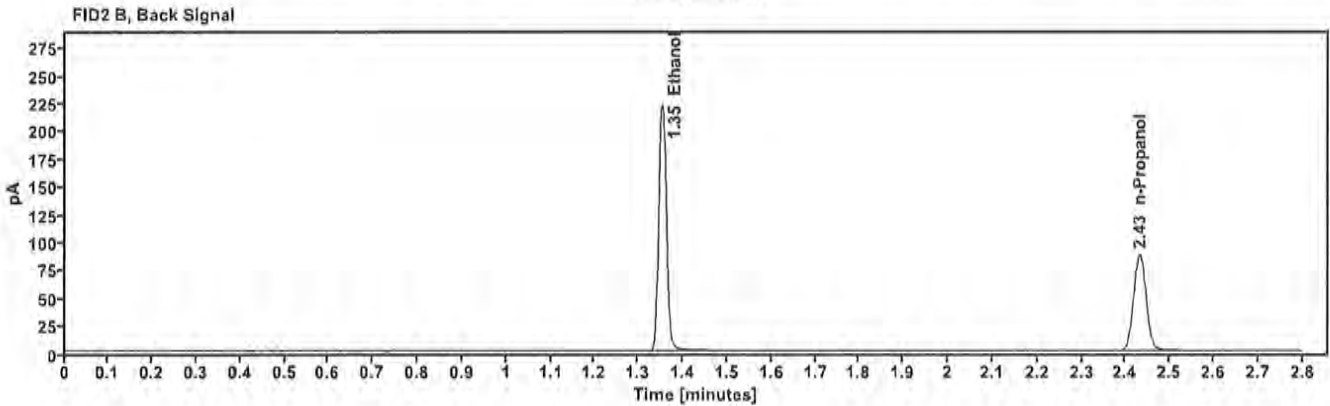
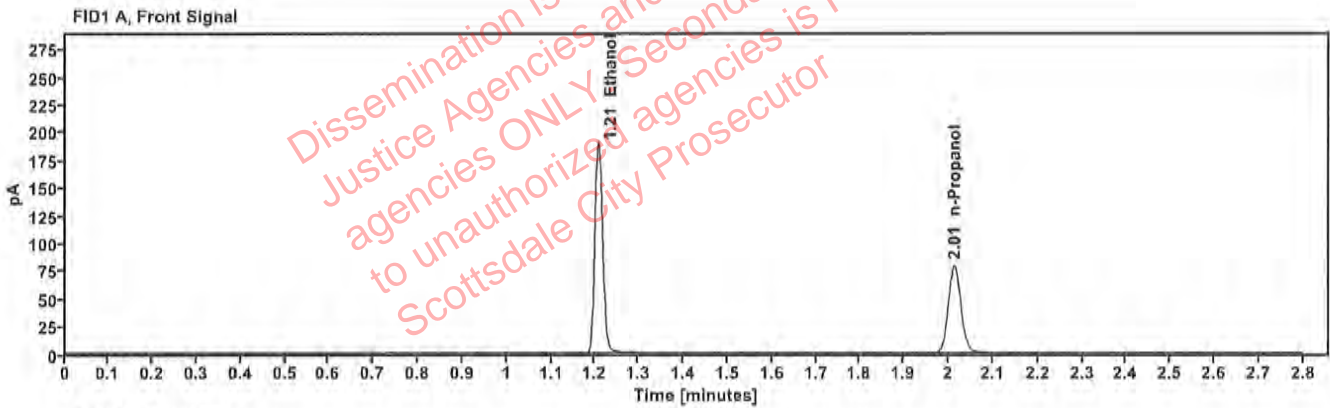


Table 1: FID 1 A (column DB-ALC1)

Compound	Time (min)	Peak Area
Ethanol	1.207	241.501
n-Propanol	2.013	157.414

Table 2: FID 2 B (column DB-ALC2)

Compound	Time (min)	Peak Area
Ethanol	1.353	266.027
n-Propanol	2.431	171.957

# Scottsdale Police Department Crime Lab Volatiles Analysis

Sample:	011823WB	Vial:	5
Description:	Negative	LIMS ID:	
Method:	ethanol quant.M	Sequence:	01Jun23
Instrument:	US14173023 CN14160045	Injection date:	6/1/2023 10:49:53 AM
Data file:	C:\Chem32\1\Data\01Jun23\5.D	Analyst:	Canonico <i>EC</i>

Dissemination is restricted to Criminal Justice Agencies and authorized agencies ONLY. Secondary dissemination to unauthorized agencies is PROHIBITED. Scottsdale City Prosecutor

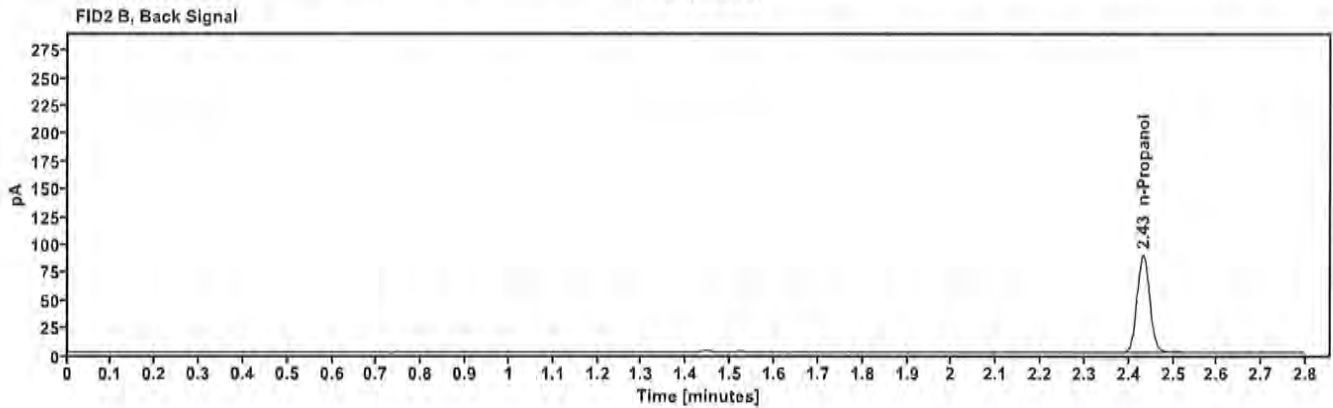


Table 1: FID 1 A (column DB-ALC1)

Compound	Amount (g/100mL)	Time (min)	Peak Area
n-Propanol	—	2.014	159.964

Table 2: FID 2 B (column DB-ALC2)

Compound	Time (min)	Peak Area
n-Propanol	2.432	175.022

# Scottsdale Police Department Crime Lab Volatiles Analysis

<b>Sample:</b> 050721MIX	<b>Vial:</b> 6
<b>Description:</b> Volatiles mix	<b>LIMS ID:</b>
<b>Method:</b> ethanol quant.M	<b>Sequence:</b> 01Jun23
<b>Instrument:</b> US14173023 CN14160045	<b>Injection date:</b> 6/1/2023 10:53:53 AM
<b>Data file:</b> C:\Chem32\1\Data\01Jun23\6.D	<b>Analyst:</b> Canonico <i>CC</i>

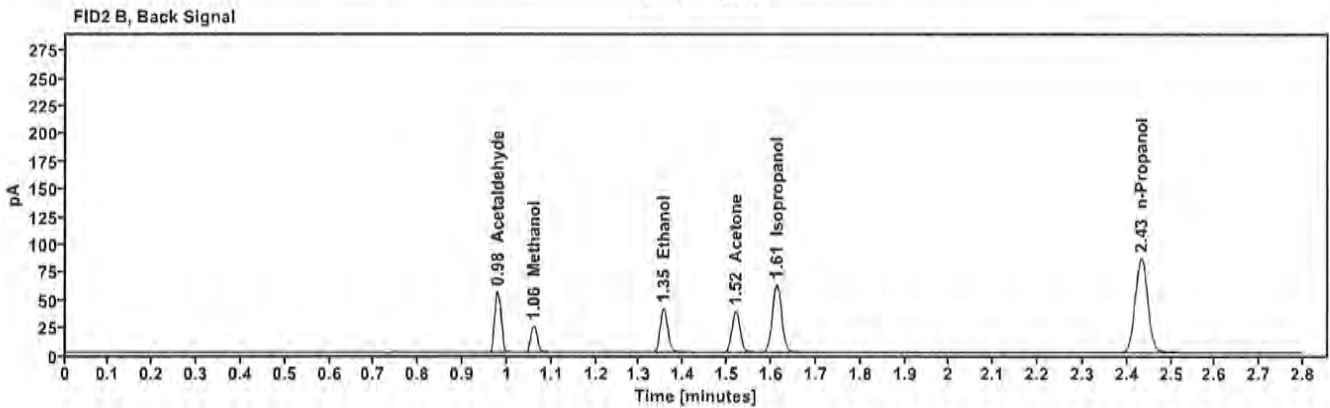
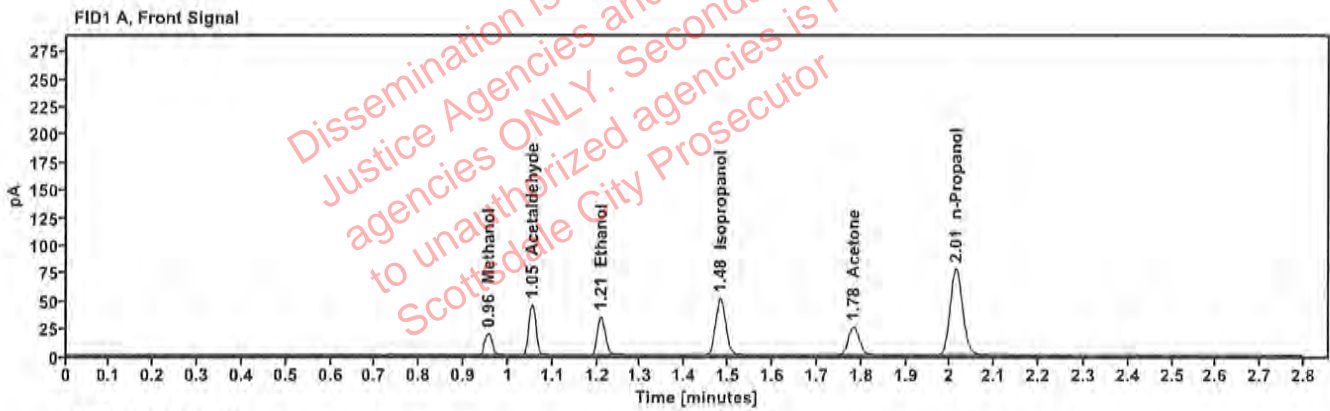


Table 1: FID 1 A (column DB-ALC1)

Compound	Amount (g/100mL)	Time (min)	Peak Area
Methanol	—	0.956	22.316
Acetaldehyde	—	1.054	50.255
>Ethanol	0.0748	1.209	44.107
Isopropanol	—	1.482	81.755
Acetone	—	1.782	44.237
n-Propanol	—	2.013	155.327

Table 2: FID 2 B (column DB-ALC2)

Compound	Time (min)	Peak Area
Acetaldehyde	0.978	56.257
Methanol	1.060	24.856
Ethanol	1.354	48.345
Acetone	1.519	48.832
Isopropanol	1.612	90.739
n-Propanol	2.432	169.540



# Scottsdale Police Department Crime Lab Volatiles Analysis

Sample:	30012020-A	Vial:	7
Description:	0.400	LIMS ID:	
Method:	ethanol quant.M	Sequence:	01Jun23
Instrument:	US14173023 CN14160045	Injection date:	6/1/2023 10:58:08 AM
Data file:	C:\Chem32\1\Data\01Jun23\7.D	Analyst:	Canonico <i>EC</i>

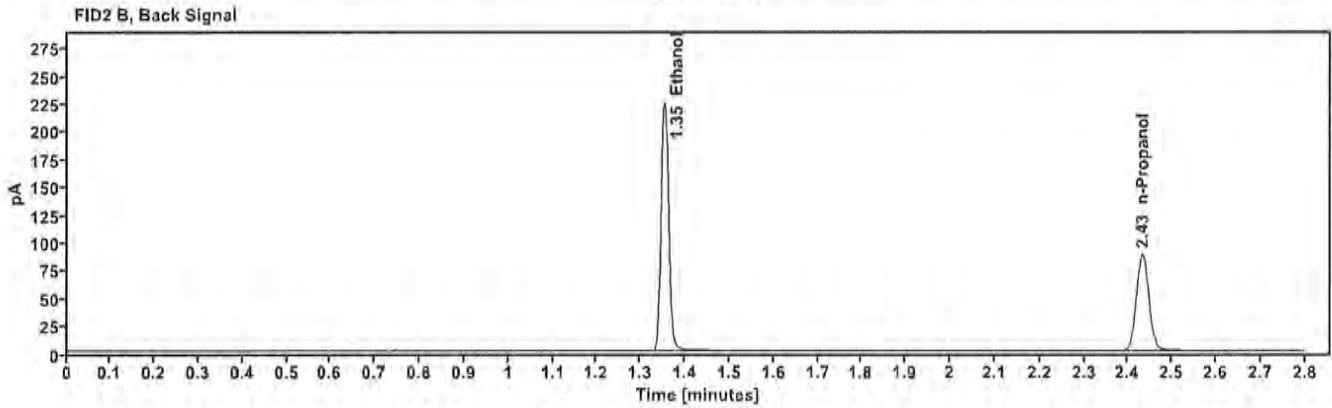
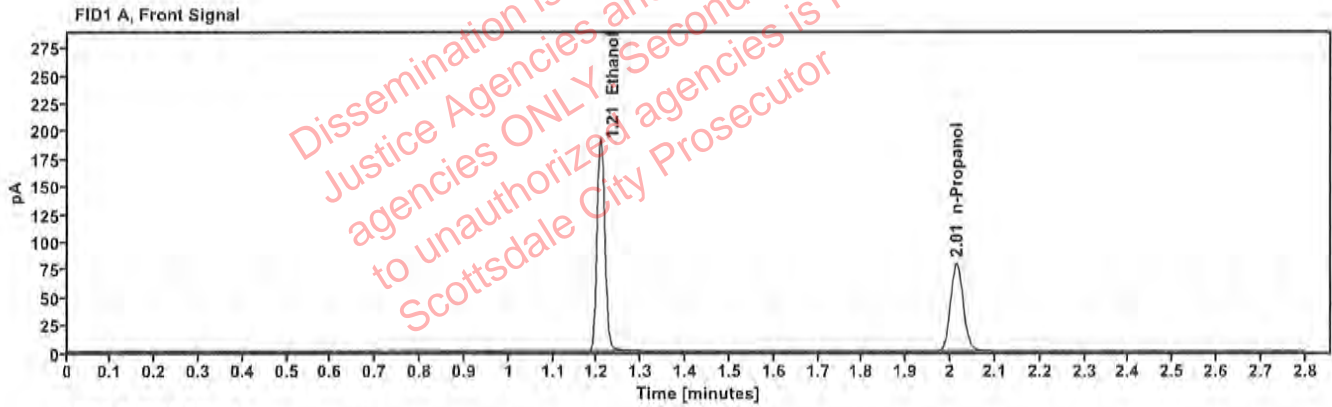


Table 1: FID 1 A (column DB-ALC1)

Compound	Amount (g/100mL)	Time (min)	Peak Area
>Ethanol	0.4015	1.207	244.007
n-Propanol	—	2.013	158.619

Table 2: FID 2 B (column DB-ALC2)

Compound	Time (min)	Peak Area
Ethanol	1.353	268.843
n-Propanol	2.432	173.321

# Scottsdale Police Department Crime Lab Volatiles Analysis

Sample:	14082019-B	Vial:	8
Description:	0.040	LIMS ID:	
Method:	ethanol quant.M	Sequence:	01Jun23
Instrument:	US14173023 CN14160045	Injection date:	6/1/2023 11:02:09 AM
Data file:	C:\Chem32\1\Data\01Jun23\8.D	Analyst:	Canonico EC

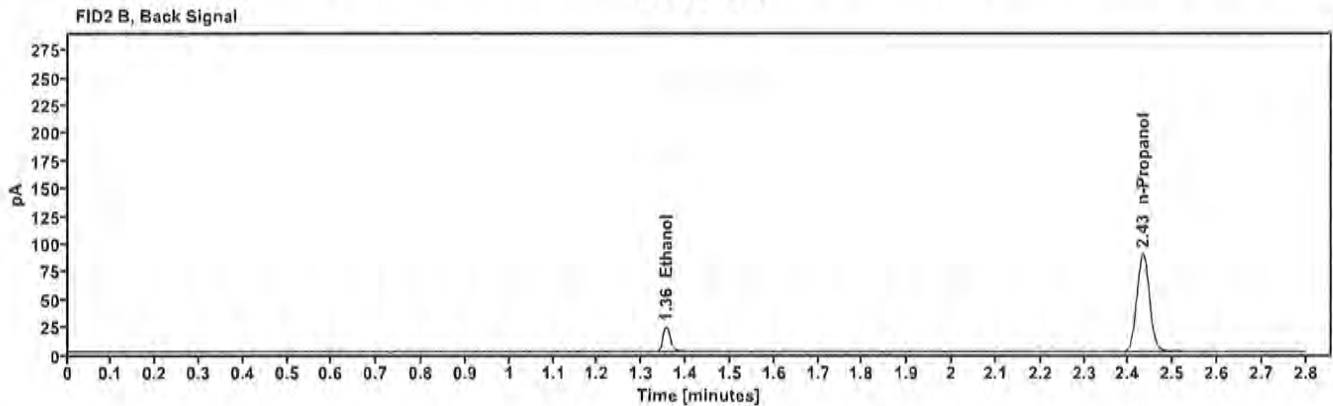
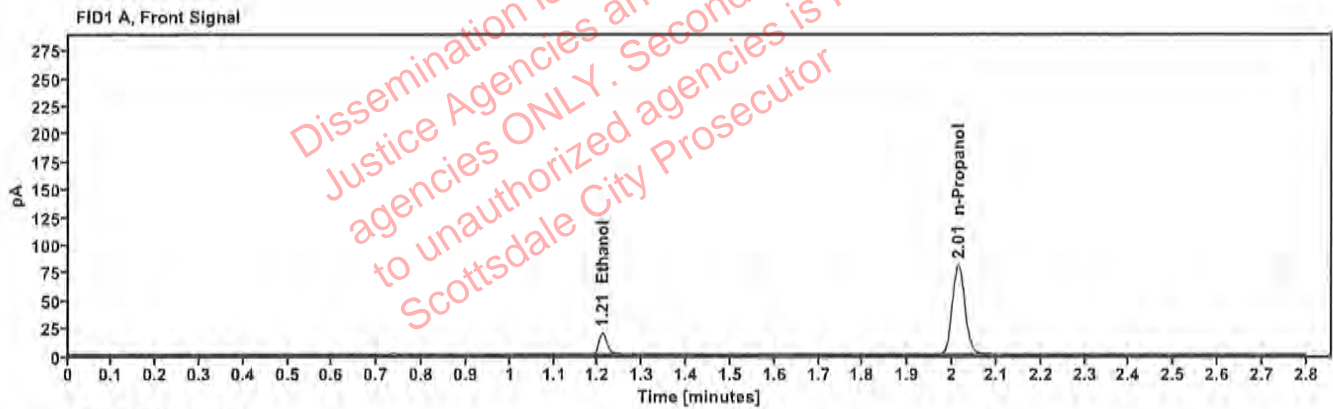


Table 1: FID 1 A (column DB-ALC1)

Compound	Amount (g/100mL)	Time (min)	Peak Area
>Ethanol	0.0408	1.210	24.627
n-Propanol	—	2.014	160.690

Table 2: FID 2 B (column DB-ALC2)

Compound	Time (min)	Peak Area
Ethanol	1.355	26.934
n-Propanol	2.432	175.792

# Scottsdale Police Department Crime Lab Volatiles Analysis

Sample:	4110320133/10	Vial:	9
Description:	0.199	LIMS ID:	
Method:	ethanol quant.M	Sequence:	01Jun23
Instrument:	US14173023 CN14160045	Injection date:	6/1/2023 11:06:09 AM
Data file:	C:\Chem32\1\Data\01Jun23\9.D	Analyst:	Canonico <i>EC</i>

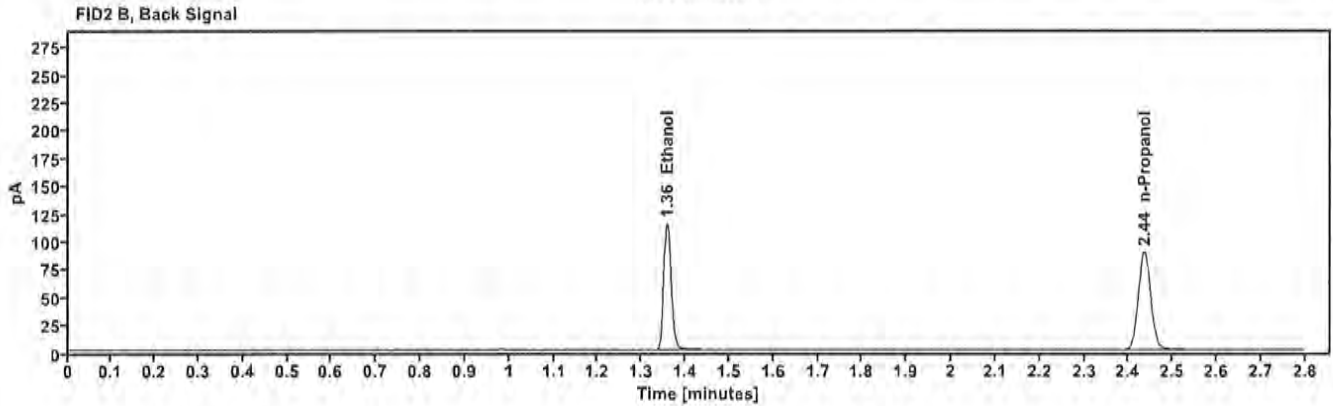
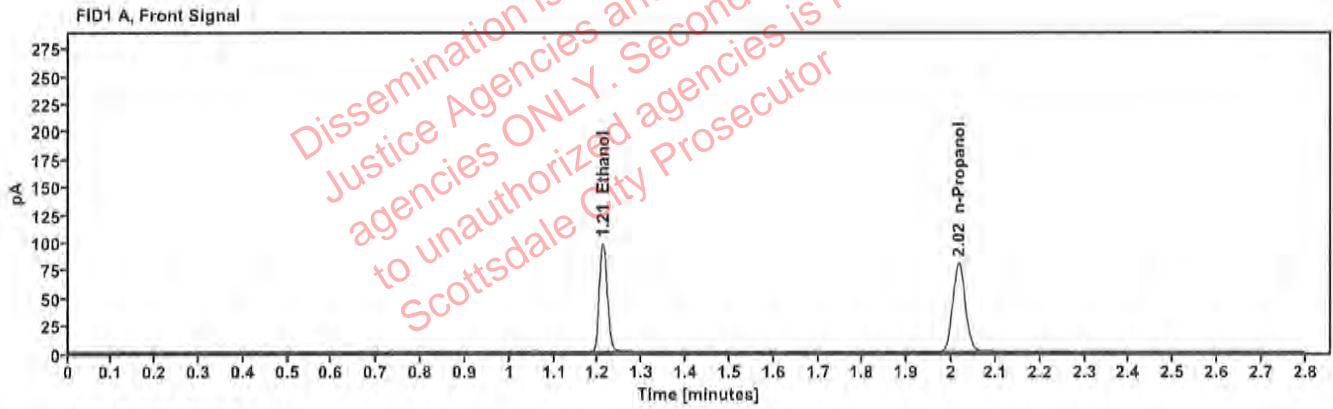


Table 1: FID 1 A (column DB-ALC1)

Compound	Amount (g/100mL)	Time (min)	Peak Area
>Ethanol	0.2045	1.210	125.458
n-Propanol	—	2.016	160.468

Table 2: FID 2 B (column DB-ALC2)

Compound	Time (min)	Peak Area
Ethanol	1.358	137.747
n-Propanol	2.435	175.326

# Scottsdale Police Department Crime Lab Volatiles Analysis

Sample:	20012020-B	Vial:	20
Description:	0.080	LIMS ID:	
Method:	ethanol quant.M	Sequence:	01Jun23
Instrument:	US14173023 CN14160045	Injection date:	6/1/2023 11:50:38 AM
Data file:	C:\Chem32\1\Data\01Jun23\20.D	Analyst:	Canonico <i>CC</i>

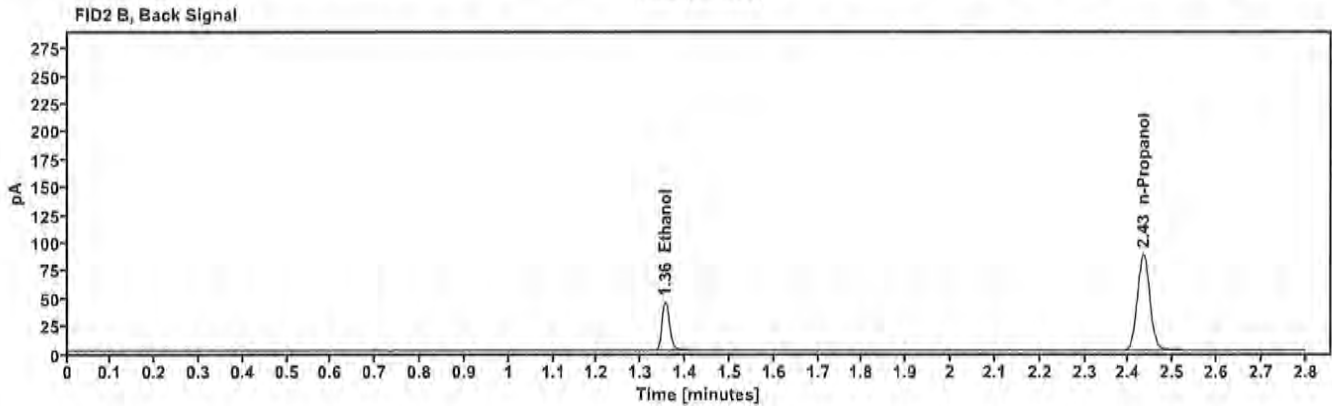
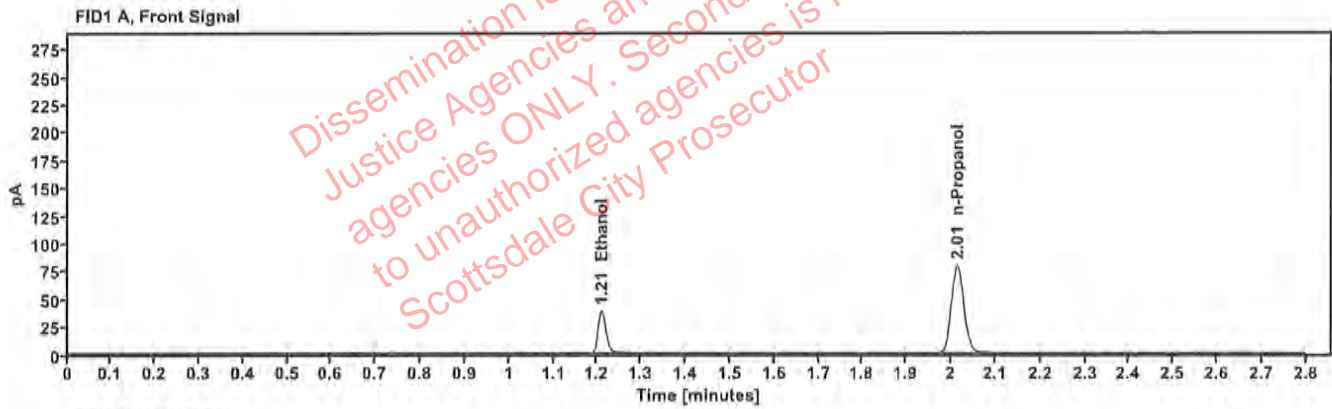


Table 1: FID 1 A (column DB-ALC1)

Compound	Amount (g/100mL)	Time (min)	Peak Area
>Ethanol	0.0807	1.209	48.431
n-Propanol	—	2.014	157.899

Table 2: FID 2 B (column DB-ALC2)

Compound	Time (min)	Peak Area
Ethanol	1.355	53.101
n-Propanol	2.433	172.305

# Scottsdale Police Department Crime Lab Volatiles Analysis

Sample:	4110320133/10	Vial:	31
Description:	0.199	LIMS ID:	
Method:	ethanol quant.M	Sequence:	01Jun23
Instrument:	US14173023 CN14160045	Injection date:	6/1/2023 12:35:08 PM
Data file:	C:\Chem32\1\Data\01Jun23\31.D	Analyst:	Canonico <i>EC</i>

Dissemination is restricted to Criminal Justice Agencies and authorized agencies ONLY. Secondary dissemination to unauthorized agencies is PROHIBITED. Scottsdale City Prosecutor

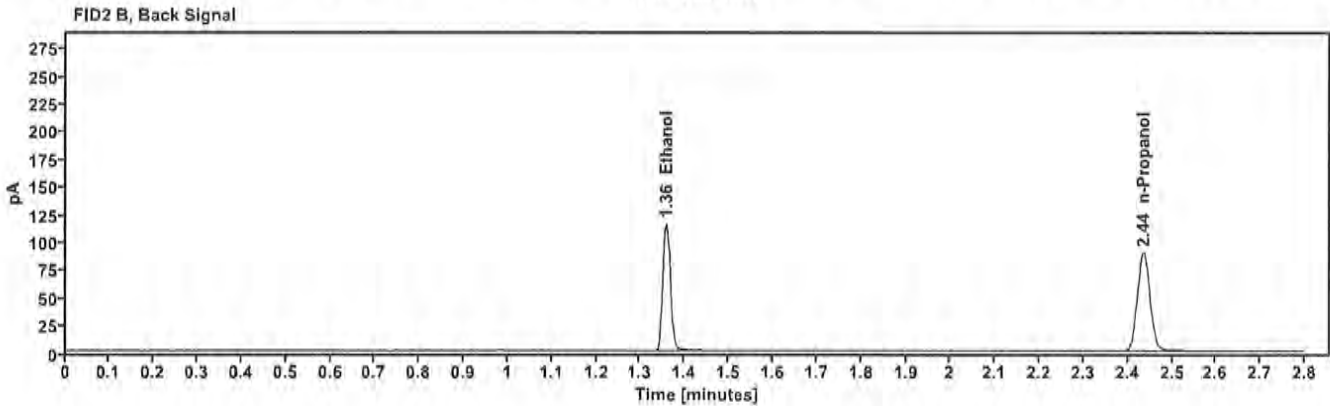
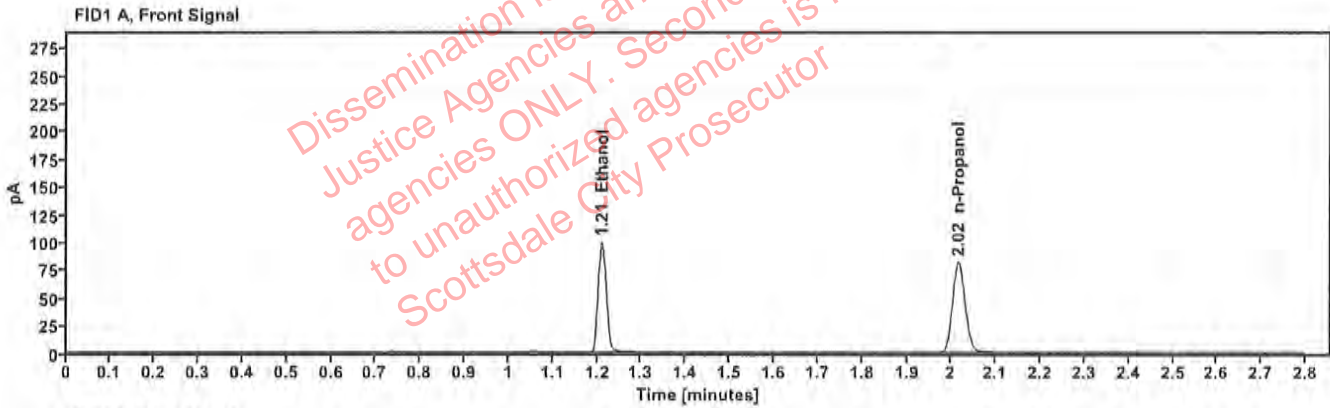


Table 1: FID 1 A (column DB-ALC1)

Compound	Amount (g/100mL)	Time (min)	Peak Area
>Ethanol	0.2046	1.210	126.737
n-Propanol	---	2.016	161.985

Table 2: FID 2 B (column DB-ALC2)

Compound	Time (min)	Peak Area
Ethanol	1.358	139.017
n-Propanol	2.436	176.878

# Scottsdale Police Department Crime Lab Volatiles Analysis

Sample:	20012020-B	Vial:	42
Description:	0.080	LIMS ID:	
Method:	ethanol quant.M	Sequence:	01Jun23
Instrument:	US14173023 CN14160045	Injection date:	6/1/2023 1:19:23 PM
Data file:	C:\Chem32\1\Data\01Jun23\42.D	Analyst:	Canonico EC

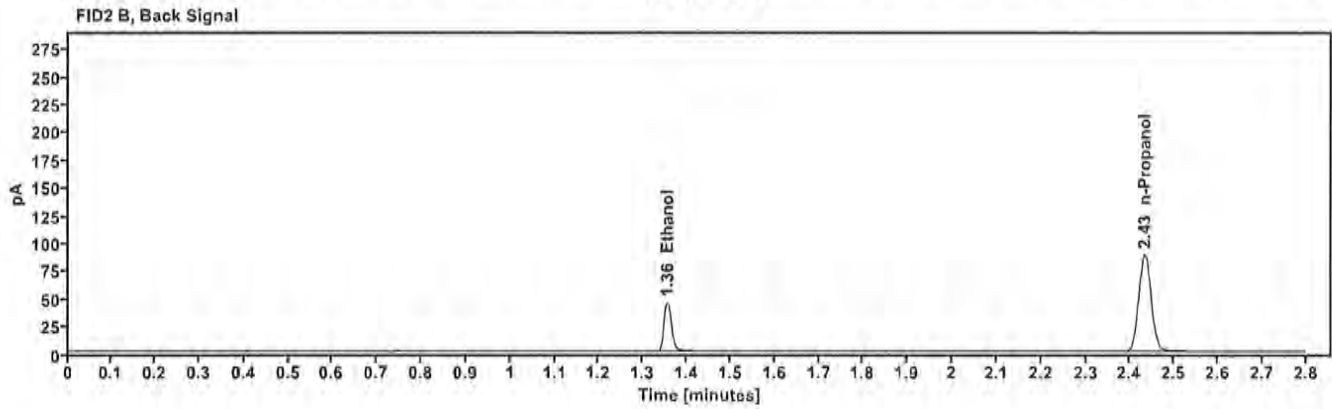
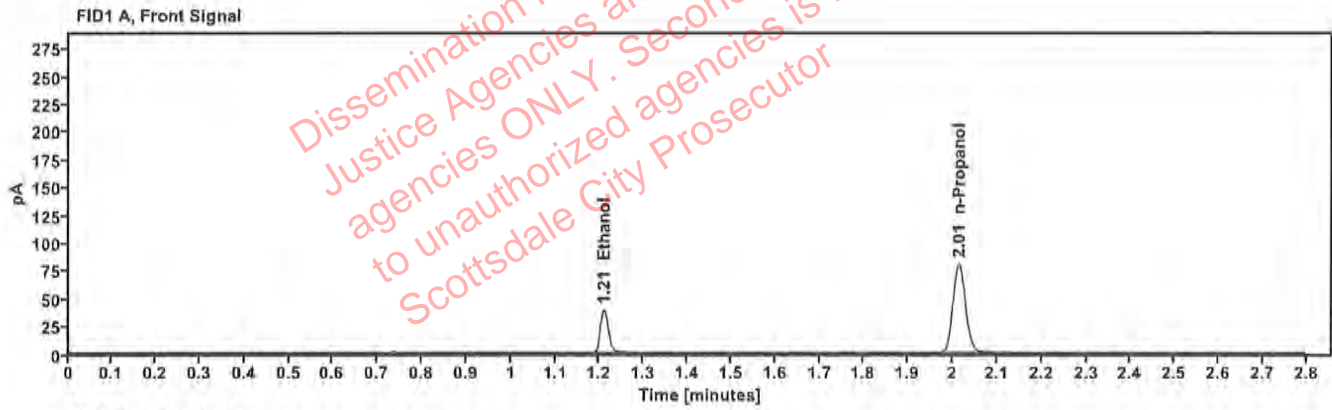


Table 1: FID 1 A (column DB-ALC1)

Compound	Amount (g/100mL)	Time (min)	Peak Area
>Ethanol	0.0809	1.209	49.135
n-Propanol	---	2.014	159.954

Table 2: FID 2 B (column DB-ALC2)

Compound	Time (min)	Peak Area
Ethanol	1.355	53.784
n-Propanol	2.433	174.681

# Scottsdale Police Department Crime Lab Volatiles Analysis

Sample:	30012020-A	Vial:	53
Description:	0.400	LIMS ID:	
Method:	ethanol quant.M	Sequence:	01Jun23
Instrument:	US14173023 CN14160045	Injection date:	6/1/2023 2:03:54 PM
Data file:	C:\Chem32\1\Data\01Jun23\53.D	Analyst:	Canonico <i>PC</i>

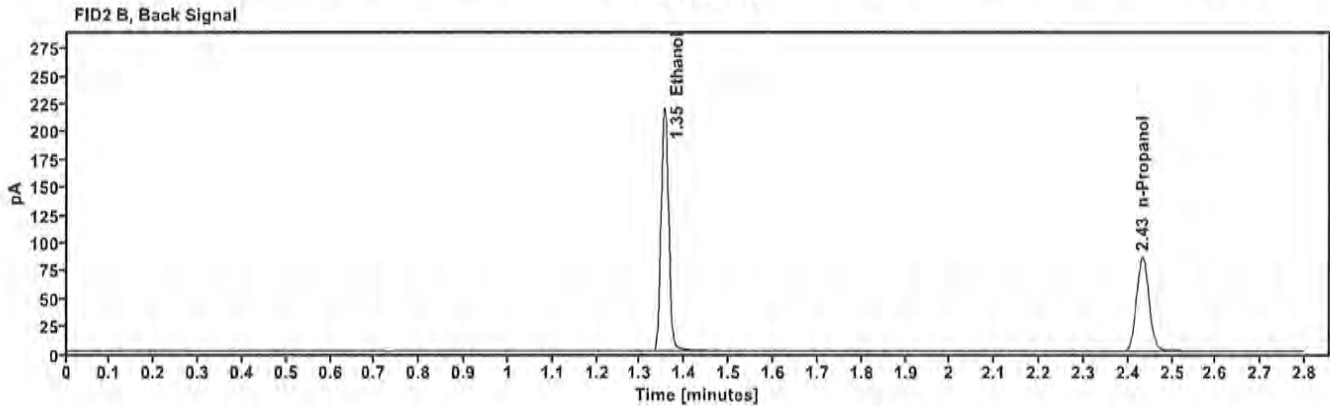
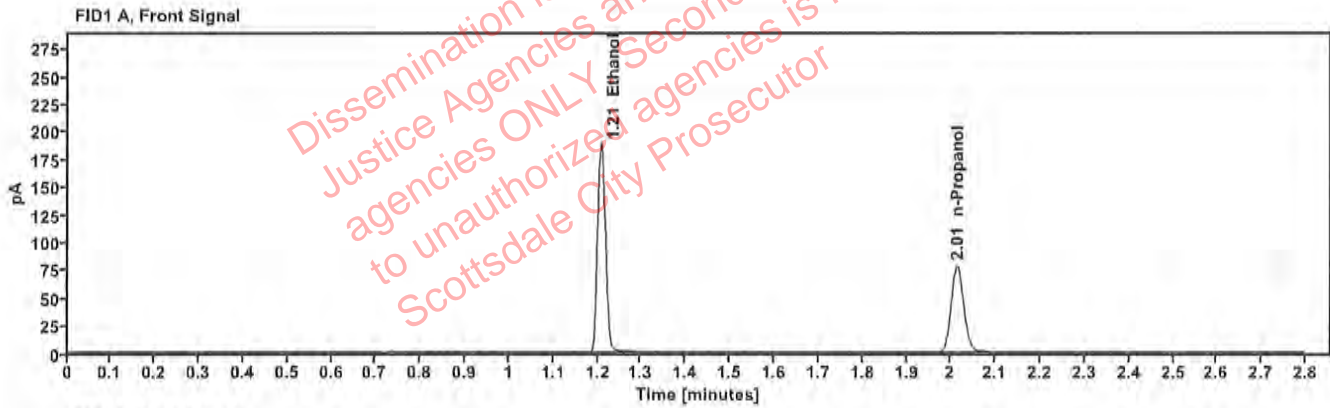


Table 1: FID 1 A (column DB-ALC1)

Compound	Amount (g/100mL)	Time (min)	Peak Area
>Ethanol	0.4036	1.208	239.960
n-Propanol	---	2.014	155.175

Table 2: FID 2 B (column DB-ALC2)

Compound	Time (min)	Peak Area
Ethanol	1.354	264.243
n-Propanol	2.432	169.268

# Scottsdale Police Department Crime Lab Volatiles Analysis

<b>Sample:</b>	14082019-B	<b>Vial:</b>	54
<b>Description:</b>	0.040	<b>LIMS ID:</b>	
<b>Method:</b>	ethanol quant.M	<b>Sequence:</b>	01Jun23
<b>Instrument:</b>	US14173023 CN14160045	<b>Injection date:</b>	6/1/2023 2:07:54 PM
<b>Data file:</b>	C:\Chem32\1\Data\01Jun23\54.D	<b>Analyst:</b>	Canonico <i>EC</i>

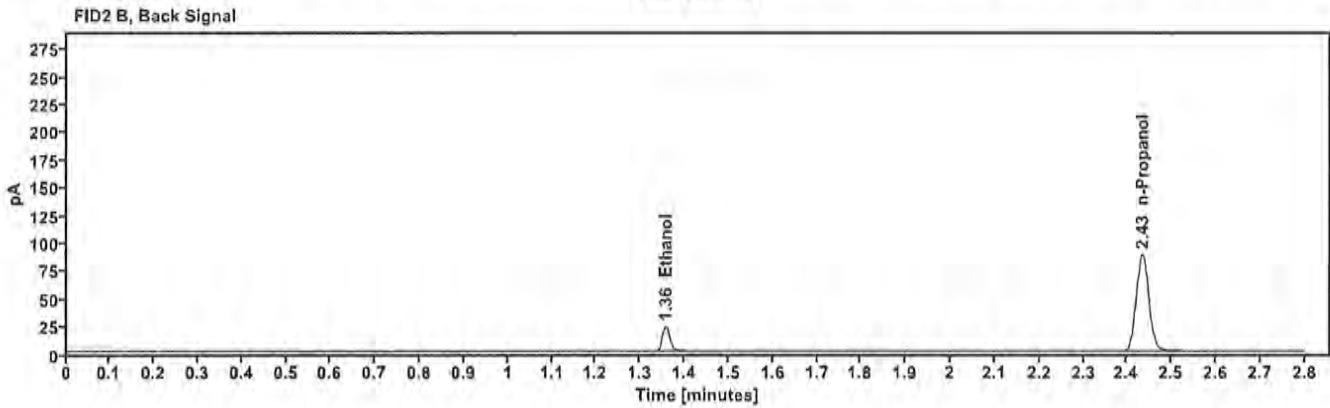
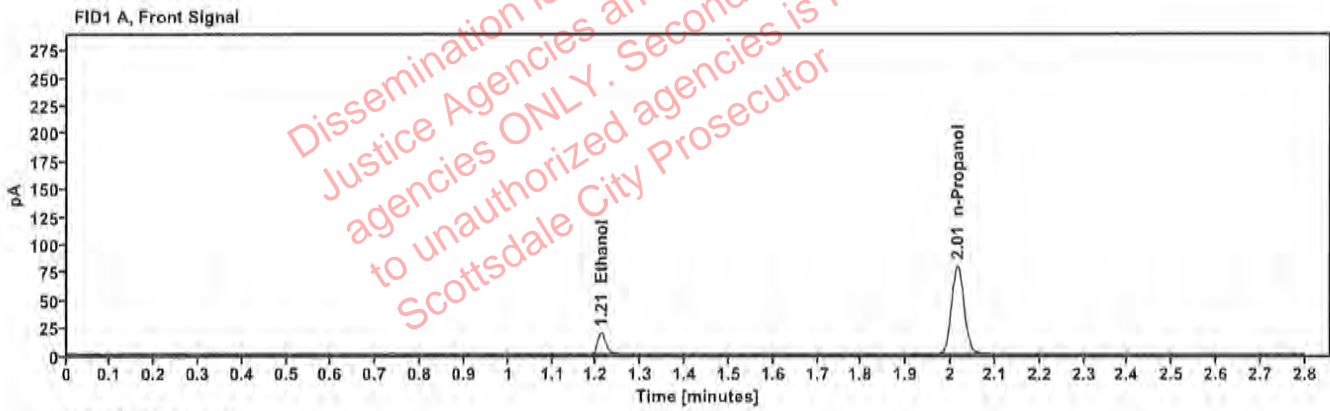


Table 1: FID 1 A (column DB-ALC1)

Compound	Amount (g/100mL)	Time (min)	Peak Area
>Ethanol	0.0411	1.211	24.551
n-Propanol	---	2.015	158.745

Table 2: FID 2 B (column DB-ALC2)

Compound	Time (min)	Peak Area
Ethanol	1.357	26.826
n-Propanol	2.434	173.154



# Scottsdale Police Department Crime Lab Volatiles Analysis

Sample:	4110320133/10	Vial:	55
Description:	0.199	LIMS ID:	
Method:	ethanol quant.M	Sequence:	01Jun23
Instrument:	US14173023 CN14160045	Injection date:	6/1/2023 2:12:08 PM
Data file:	C:\Chem32\1\Data\01Jun23\55.D	Analyst:	Canonico <span style="float: right;">EC</span>

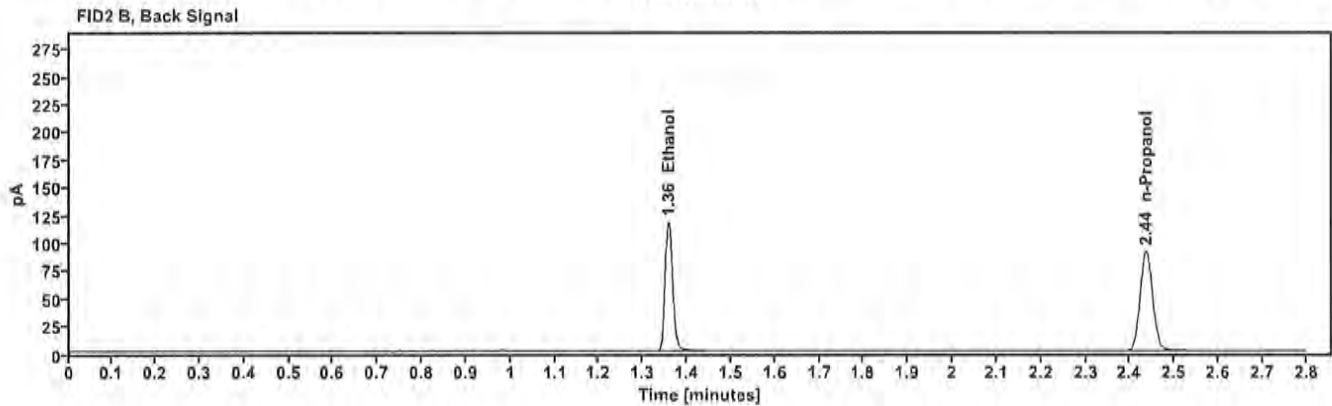
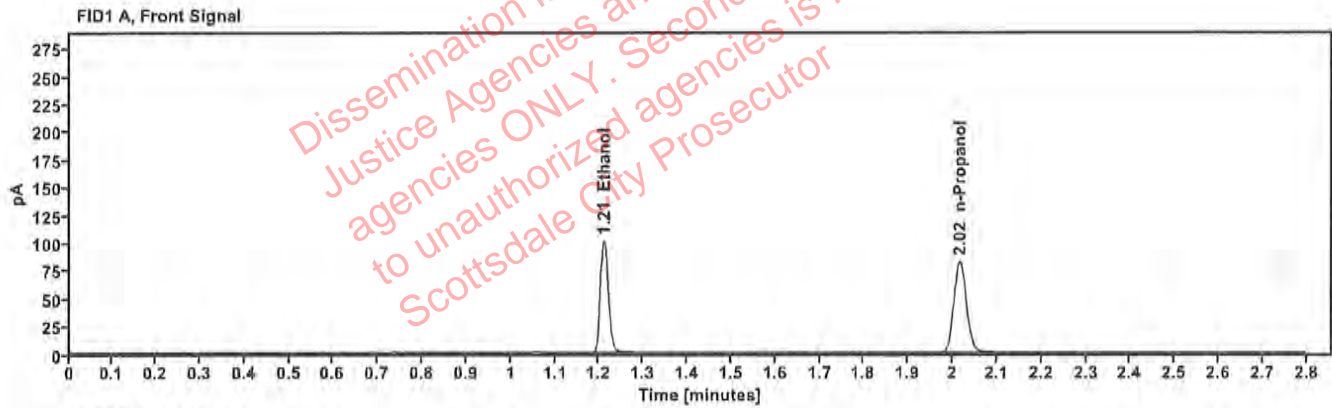


Table 1: FID 1 A (column DB-ALC1)

Compound	Amount (g/100mL)	Time (min)	Peak Area
>Ethanol	0.2054	1.210	128.713
n-Propanol	—	2.016	163.871

Table 2: FID 2 B (column DB-ALC2)

Compound	Time (min)	Peak Area
Ethanol	1.358	141.310
n-Propanol	2.436	178.725

# Scottsdale Police Department Crime Lab Volatiles Analysis

Sample:	031623AQ	Vial:	56
Description:	Negative	LIMS ID:	
Method:	ethanol quant.M	Sequence:	01Jun23
Instrument:	US14173023 CN14160045	Injection date:	6/1/2023 2:16:08 PM
Data file:	C:\Chem32\1\Data\01Jun23\56.D	Analyst:	Canonico <i>80</i>

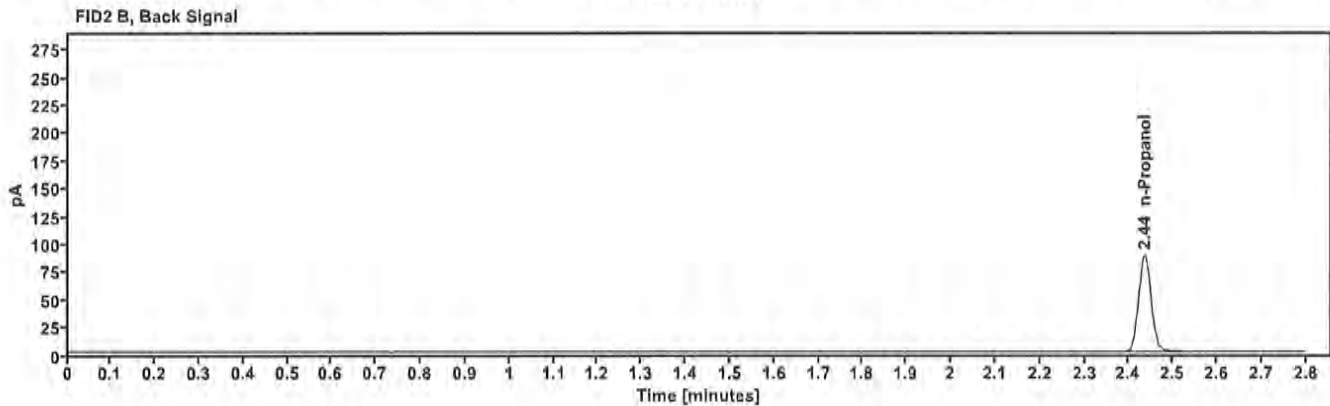
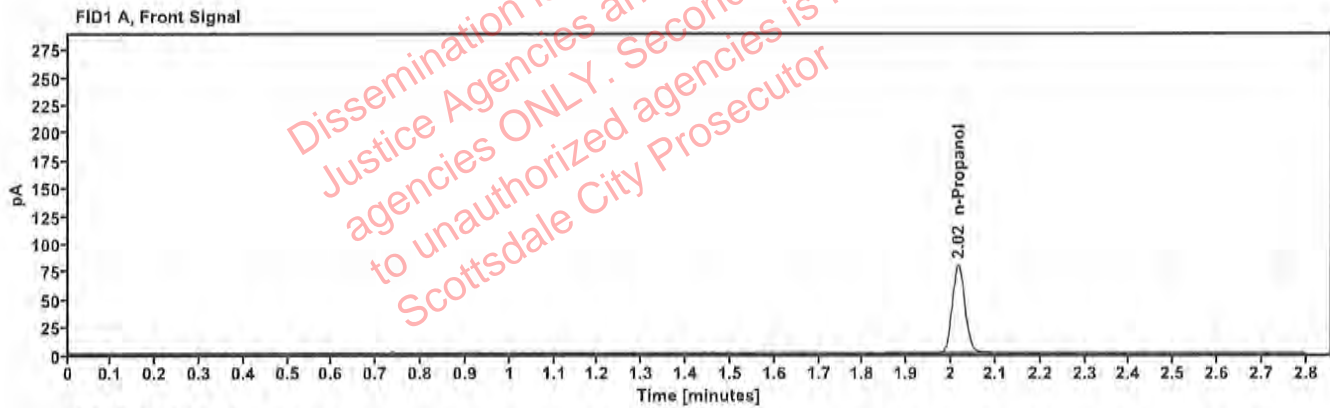


Table 1: FID 1 A (column DB-ALC1)

Compound	Amount (g/100mL)	Time (min)	Peak Area
n-Propanol	-----	2.016	158.699

Table 2: FID 2 B (column DB-ALC2)

Compound	Time (min)	Peak Area
n-Propanol	2.435	173.128

# Sequence Summary

Sequence name: 01Jun23      Instrument: US14173023 CN14160045      Analyst: Canonico *ec*

Vial	Sample	Description	Type	LIMS ID	Method
1	FN10051909	0.020 calibrator	Calibration		ethanol quant.M
2	FN05311902	0.100 calibrator	Calibration		ethanol quant.M
3	FN02052101	0.200 calibrator	Calibration		ethanol quant.M
4	FN03052102	0.400 calibrator	Calibration		ethanol quant.M
5	011823WB	Negative	Control		ethanol quant.M
6	050721MIX	Volatiles mix	Control		ethanol quant.M
7	30012020-A	0.400	Control		ethanol quant.M
8	14082019-B	0.040	Control		ethanol quant.M
9	4110320133/10	0.199	Control		ethanol quant.M
10	2310463-2		Sample		ethanol quant.M
11	2310463-2		Sample		ethanol quant.M
12	2310623-2		Sample		ethanol quant.M
13	2310623-2		Sample		ethanol quant.M
14	2310625-1		Sample		ethanol quant.M
15	2310625-1		Sample		ethanol quant.M
16	2310704-2		Sample		ethanol quant.M
17	2310704-2		Sample		ethanol quant.M
18	2310709-2		Sample		ethanol quant.M
19	2310709-2		Sample		ethanol quant.M
20	20012020-B	0.080	Control		ethanol quant.M
21	2310714-2		Sample		ethanol quant.M
22	2310714-2		Sample		ethanol quant.M
23	2310668-2		Sample		ethanol quant.M
24	2310668-2		Sample		ethanol quant.M
25	2310620-2		Sample		ethanol quant.M
26	2310620-2		Sample		ethanol quant.M
27	334-01E.O.		Sample		ethanol quant.M
28	334-01E.O.		Sample		ethanol quant.M
29	347-01J.K.		Sample		ethanol quant.M
30	347-01J.K.		Sample		ethanol quant.M
31	4110320133/10	0.199	Control		ethanol quant.M
32	417-01P.L.		Sample		ethanol quant.M
33	417-01P.L.		Sample		ethanol quant.M
34	176-01H.S.		Sample		ethanol quant.M
35	176-01H.S.		Sample		ethanol quant.M
36	2307496-2		Sample		ethanol quant.M
37	2307496-2		Sample		ethanol quant.M
38	2311012-1		Sample		ethanol quant.M
39	2311012-1		Sample		ethanol quant.M
40	2310861-3		Sample		ethanol quant.M
41	2310861-3		Sample		ethanol quant.M
42	20012020-B	0.080	Control		ethanol quant.M
43	2310939-2		Sample		ethanol quant.M
44	2310939-2		Sample		ethanol quant.M
45	2222368-2		Sample		ethanol quant.M
46	2222368-2		Sample		ethanol quant.M
47	2309750-2		Sample		ethanol quant.M

Dissemination is restricted to Criminal Justice Agencies and authorized agencies ONLY. Secondary dissemination to unauthorized agencies is PROHIBITED. Scottsdale City Prosecutor

# Sequence Summary

82

48	2309750-2			Sample		ethanol quant.M
49	2311075-3			Sample		ethanol quant.M
50	2311075-3			Sample		ethanol quant.M
51	2311084-1			Sample		ethanol quant.M
52	2311084-1			Sample		ethanol quant.M
53	30012020-A		0.400	Control		ethanol quant.M
54	14082019-B		0.040	Control		ethanol quant.M
55	4110320133/10		0.199	Control		ethanol quant.M
56	031623AQ		Negative	Control		ethanol quant.M

Dissemination is restricted to Criminal Justice Agencies and authorized agencies ONLY. Secondary dissemination to unauthorized agencies is PROHIBITED. Scottsdale City Prosecutor

# Scottsdale Police Department Crime Laboratory Summary of Cases

SEQUENCE NAME: 01Jun23

ANALYST: Canonico ee

Vials	Test 1 (g/dL)	Test 2 (g/dL)	Mean (g/dL)	Percent Difference*	Absolute Difference (g/dL)*
10 11	0.1118	0.1117	0.11175	0.04	0.00005
12 13	0.1000	0.0998	0.09990	0.10	0.00010
14 15	0.2030	0.2039	0.20345	0.22	0.00045
16 17	0.0582	0.0582	0.05820	0.00	0.00000
18 19	0.1127	0.1136	0.11315	0.40	0.00045
21 22	0.1083	0.1065	0.10740	0.84	0.00090
23 24	0.1456	0.1476	0.14660	0.68	0.00100
25 26	0.0963	0.0952	0.09575	0.57	0.00055
27 28	0.1902	0.1893	0.18975	0.24	0.00045
29 30	0.0201	0.0196	0.01985	1.26	0.00025
32 33	0.1081	0.1078	0.10795	0.14	0.00015
34 35	0.2143	0.2165	0.21540	0.51	0.00110
36 37	0.1350	0.1331	0.13405	0.71	0.00095
38 39	0.0803	0.0803	0.08030	0.00	0.00000
40 41	0.1658	0.1668	0.16630	0.30	0.00050
43 44	0.1049	0.1061	0.10550	0.57	0.00060
45 46	0.1750	0.1775	0.17625	0.71	0.00125
47 48	0.2323	0.2279	0.23010	0.96	0.00220
49 50	0.0375	0.0373	0.03740	0.27	0.00010
51 52	0.0947	0.0959	0.09530	0.63	0.00060

\*Calculated differences are differences from the mean of the two results.

## Scottsdale Forensic Lab Blood Alcohol Pipetting Log

ANALYST: Canonico *ec*

SEQUENCE: 01Jun23

Instrument Position	Headspace Vial 1	Headspace Vial 2	Blood Tube	Barcode Match
Vials 10 and 11	2310463-2	2310463-2	2310463-2	Yes
Vials 12 and 13	2310623-2	2310623-2	2310623-2	Yes
Vials 14 and 15	2310625-1	2310625-1	2310625-1	Yes
Vials 16 and 17	2310704-2	2310704-2	2310704-2	Yes
Vials 18 and 19	2310709-2	2310709-2	2310709-2	Yes
Vials 21 and 22	2310714-2	2310714-2	2310714-2	Yes
Vials 23 and 24	2310668-2	2310668-2	2310668-2	Yes
Vials 25 and 26	2310620-2	2310620-2	2310620-2	Yes
Vials 27 and 28	334-01E.O.	334-01E.O.	334-01E.O.	Yes
Vials 29 and 30	347-01J.K.	347-01J.K.	347-01J.K.	Yes
Vials 32 and 33	417-01P.L.	417-01P.L.	417-01P.L.	Yes
Vials 34 and 35	176-01H.S.	176-01H.S.	176-01H.S.	Yes
Vials 36 and 37	2307496-2	2307496-2	2307496-2	Yes
Vials 38 and 39	2311012-1	2311012-1	2311012-1	Yes
Vials 40 and 41	2310861-3	2310861-3	2310861-3	Yes
Vials 43 and 44	2310939-2	2310939-2	2310939-2	Yes
Vials 45 and 46	2222368-2	2222368-2	2222368-2	Yes
Vials 47 and 48	2309750-2	2309750-2	2309750-2	Yes
Vials 49 and 50	2311075-3	2311075-3	2311075-3	Yes
Vials 51 and 52	2311084-1	2311084-1	2311084-1	Yes

### Scottsdale Police Department Crime Lab Volatiles Analysis

Sample:	2310463-2	Vial:	10
Description:	██████████	LIMS ID:	██████████
Method:	ethanol quant.M	Sequence:	01Jun23
Instrument:	US14173023 CN14160045	Injection date:	6/1/2023 11:10:09 AM
Data file:	C:\Chem32\1\Data\01Jun23\10.D	Analyst:	Canonico

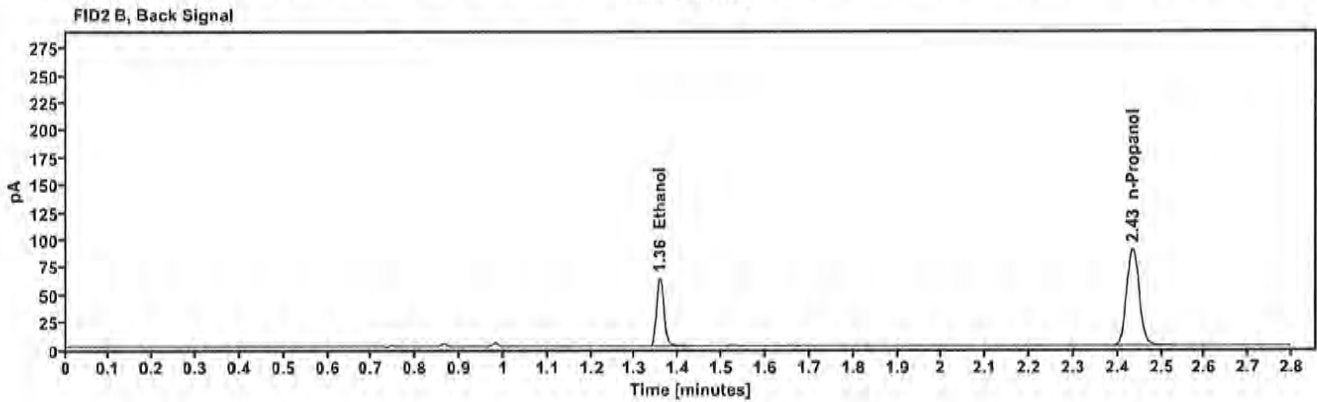
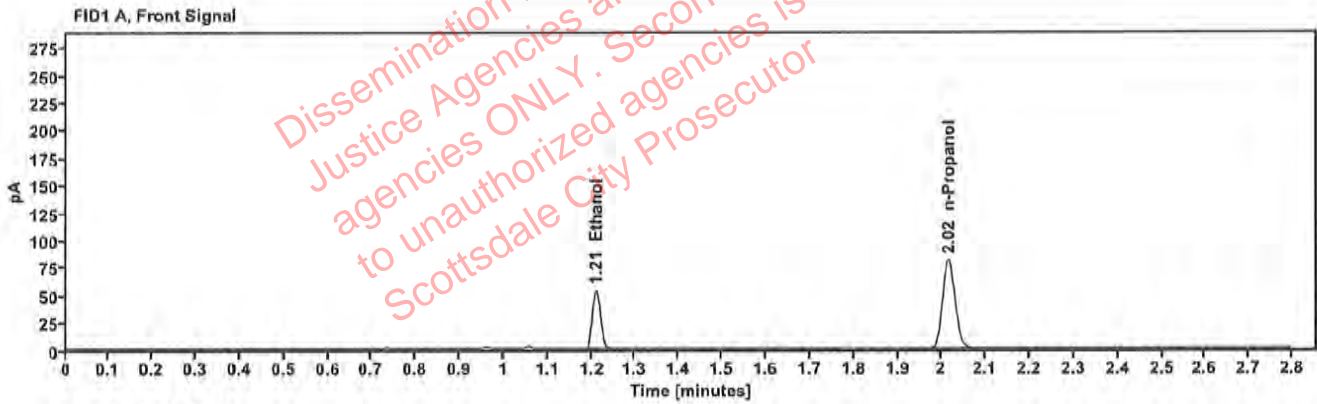


Table 1: FID 1 A (column DB-ALC1)

Compound	Amount (g/100mL)	Time (min)	Peak Area
>Ethanol	0.1118	1.210	68.611
n-Propanol	—	2.015	161.025

Table 2: FID 2 B (column DB-ALC2)

Compound	Time (min)	Peak Area
Ethanol	1.357	75.092
n-Propanol	2.434	175.725

### Scottsdale Police Department Crime Lab Volatiles Analysis

Sample:	2310463-2	Vial:	11
Description:	[REDACTED]	LIMS ID:	[REDACTED]
Method:	ethanol quant.M	Sequence:	01Jun23
Instrument:	US14173023 CN14180045	Injection date:	6/1/2023 11:14:08 AM
Data file:	C:\Chem32\11\Data\01Jun23\11.D	Analyst:	Canonico

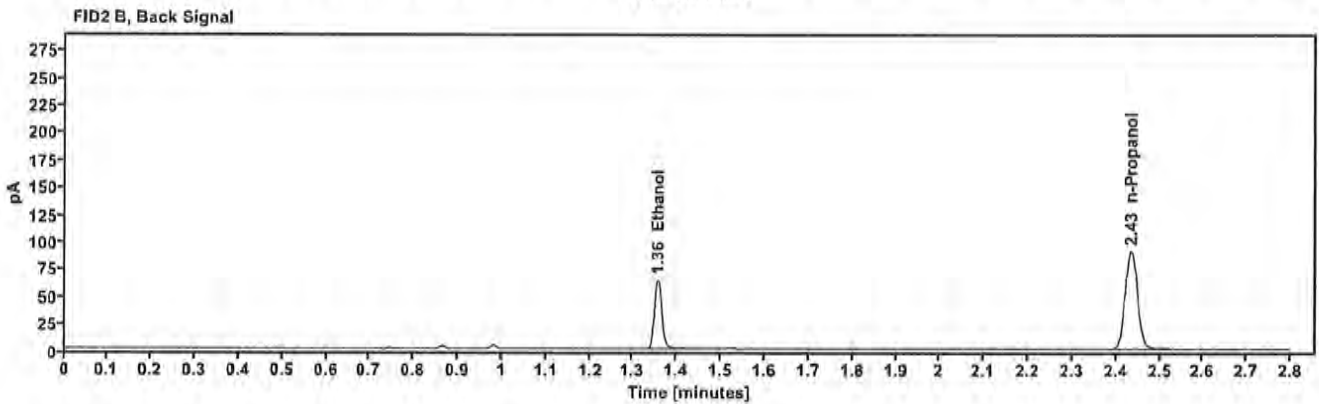
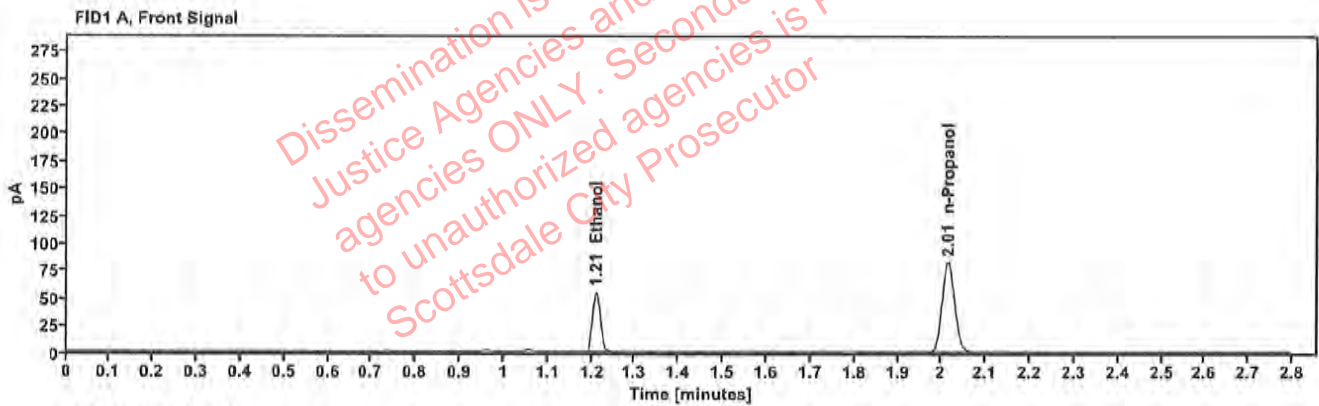


Table 1: FID 1 A (column DB-ALC1)

Compound	Amount (g/100mL)	Time (min)	Peak Area
>Ethanol	0.1117	1.210	69.868
n-Propanol	—	2.015	164.109

Table 2: FID 2 B (column DB-ALC2)

Compound	Time (min)	Peak Area
Ethanol	1.357	76.477
n-Propanol	2.434	179.125



[REDACTED]: Canonico, Erika - (02-Jun-2023)

Case: [REDACTED] User: ecanonico 6/2/2023

### Scottsdale Police Department Crime Lab Volatiles Analysis

Sample:	2310623-2	Vial:	12
Description:	[REDACTED]	LIMS ID:	[REDACTED]
Method:	ethanol quant.M	Sequence:	01Jun23
Instrument:	US14173023 CN14160045	Injection date:	6/1/2023 11:18:08 AM
Data file:	C:\Chem32\1\Data\01Jun23\12.D	Analyst:	Canonico

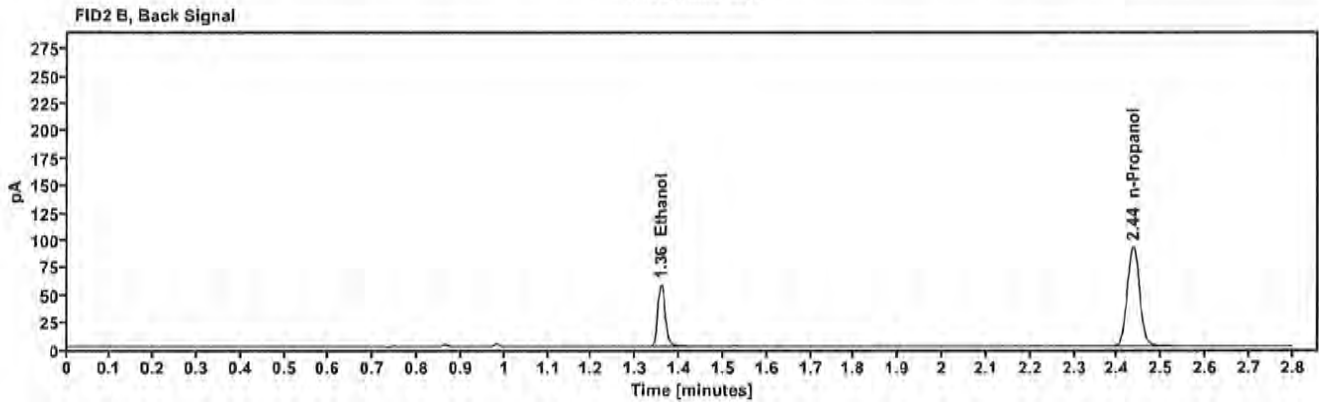
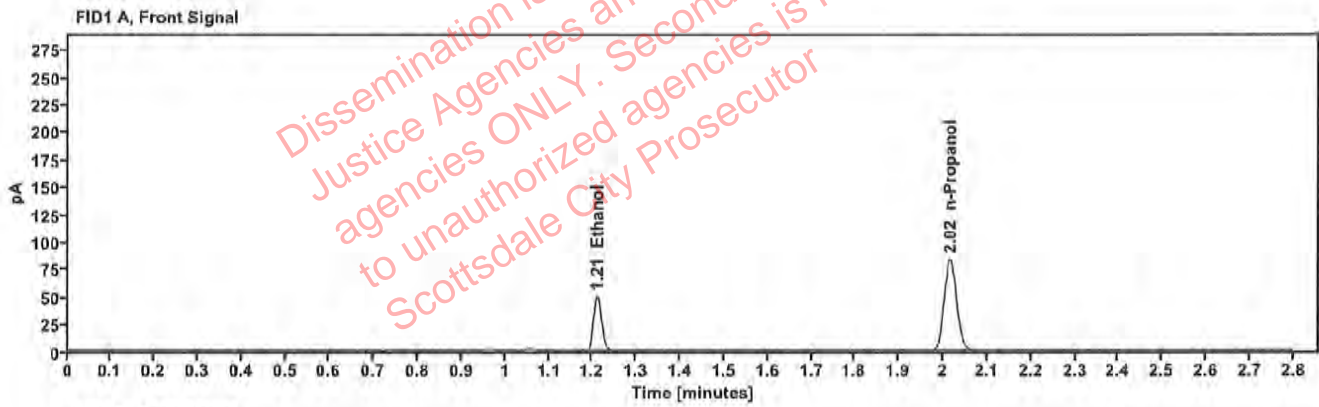


Table 1: FID 1 A (column DB-ALC1)

Compound	Amount (g/100mL)	Time (min)	Peak Area
>Ethanol	0.1000	1.211	63.208
n-Propanol	---	2.016	166.066

Table 2: FID 2 B (column DB-ALC2)

Compound	Time (min)	Peak Area
Ethanol	1.358	69.071
n-Propanol	2.435	181.454

### Scottsdale Police Department Crime Lab Volatiles Analysis

Sample:	2310623-2	Vial:	13
Description:	[REDACTED]	LIMS ID:	[REDACTED]
Method:	ethanol quant.M	Sequence:	01Jun23
Instrument:	US14173023 CN14160045	Injection date:	6/1/2023 11:22:23 AM
Data file:	C:\Chem32\1\Data\01Jun23\13.D	Analyst:	Canonico

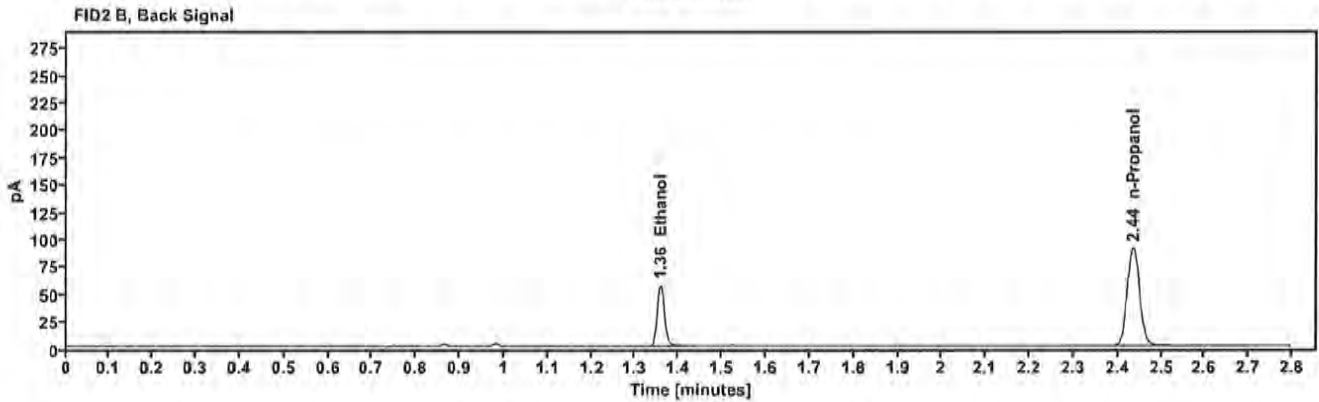
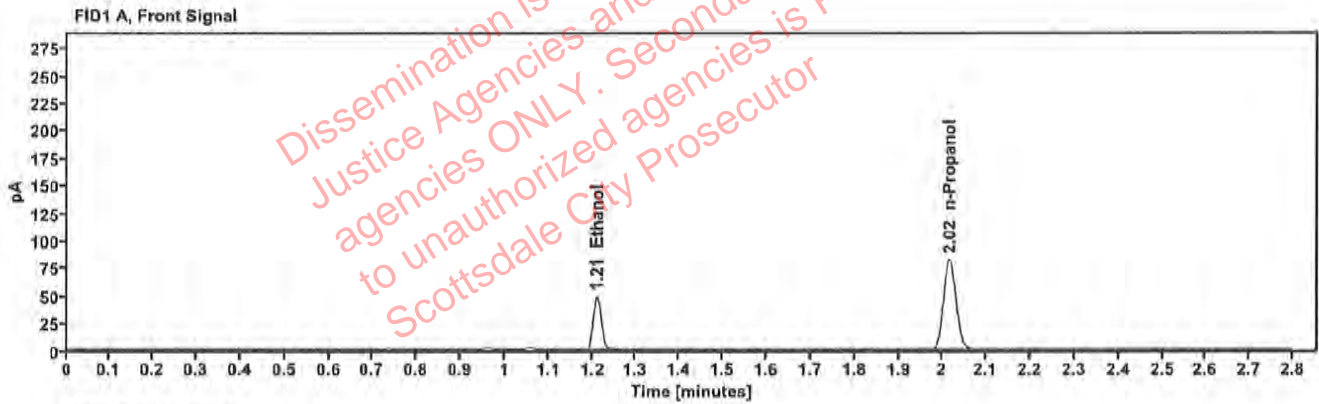


Table 1: FID 1 A (column DB-ALC1)

Compound	Amount (g/100mL)	Time (min)	Peak Area
>Ethanol	0.0998	1.211	62.122
n-Propanol	---	2.016	163.523

Table 2: FID 2 B (column DB-ALC2)

Compound	Time (min)	Peak Area
Ethanol	1.358	67.792
n-Propanol	2.435	178.532

### Scottsdale Police Department Crime Lab Volatiles Analysis

Sample:	2310625-1	Vial:	14
Description:	[REDACTED]	LIMS ID:	[REDACTED]
Method:	ethanol quant.M	Sequence:	01Jun23
Instrument:	US14173023 CN14160045	Injection date:	6/1/2023 11:26:23 AM
Data file:	C:\Chem32\1\Data\01Jun23\14.D	Analyst:	Canonico

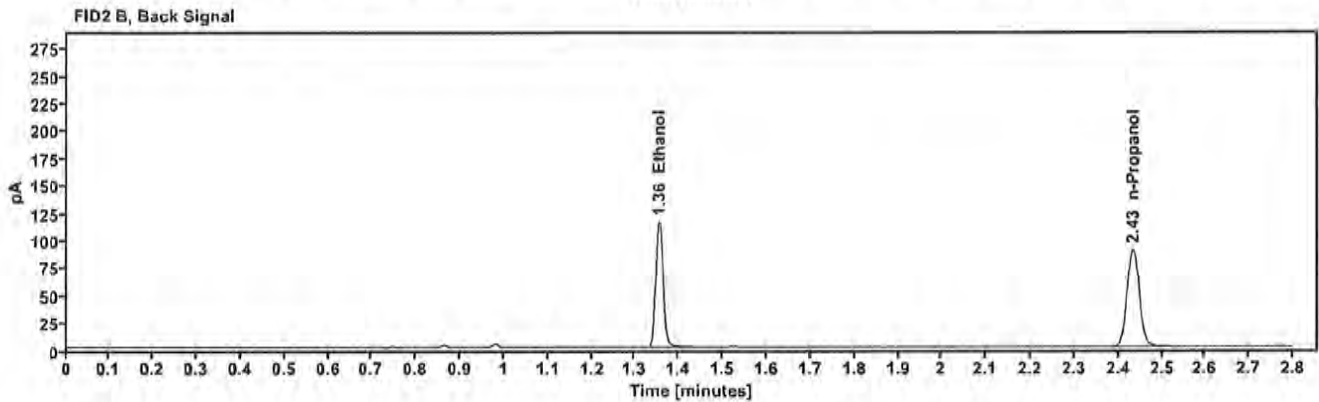
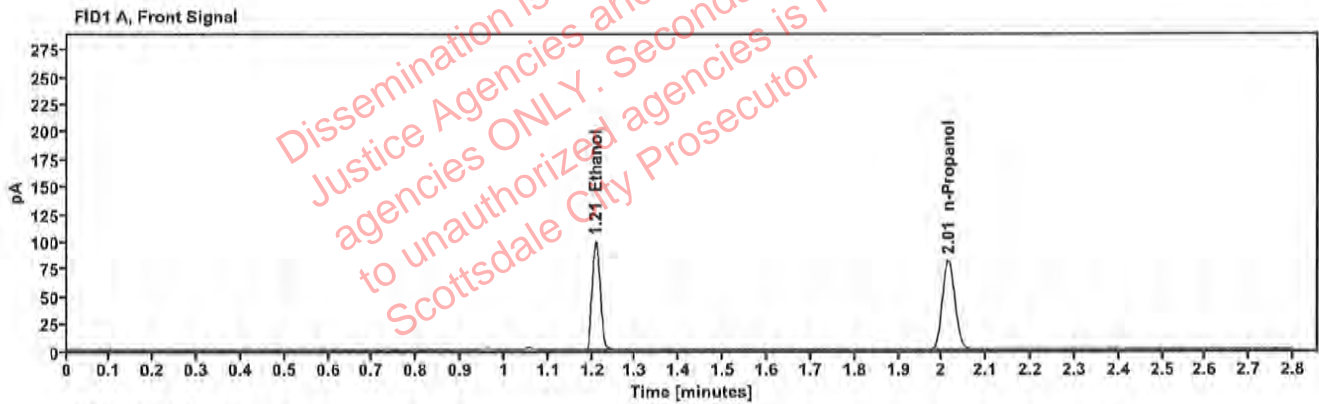


Table 1: FID 1 A (column DB-ALC1)

Compound	Amount (g/100mL)	Time (min)	Peak Area
>Ethanol	0.2030	1.209	126.209
n-Propanol	---	2.014	162.570

Table 2: FID 2 B (column DB-ALC2)

Compound	Time (min)	Peak Area
Ethanol	1.355	138.521
n-Propanol	2.433	177.394

██████████: Canonico, Erika - (02-Jun-2023)

Case: ██████████ User: ecanonico 6/2/2023

### Scottsdale Police Department Crime Lab Volatiles Analysis

Sample:	2310625-1	Vial:	15
Description:	██████████	LIMS ID:	██████████
Method:	ethanol quant.M	Sequence:	01Jun23
Instrument:	US14173023 CN14160045	Injection date:	6/1/2023 11:30:24 AM
Data file:	C:\Chem32\1\Data\01Jun23\15.D	Analyst:	Canonico

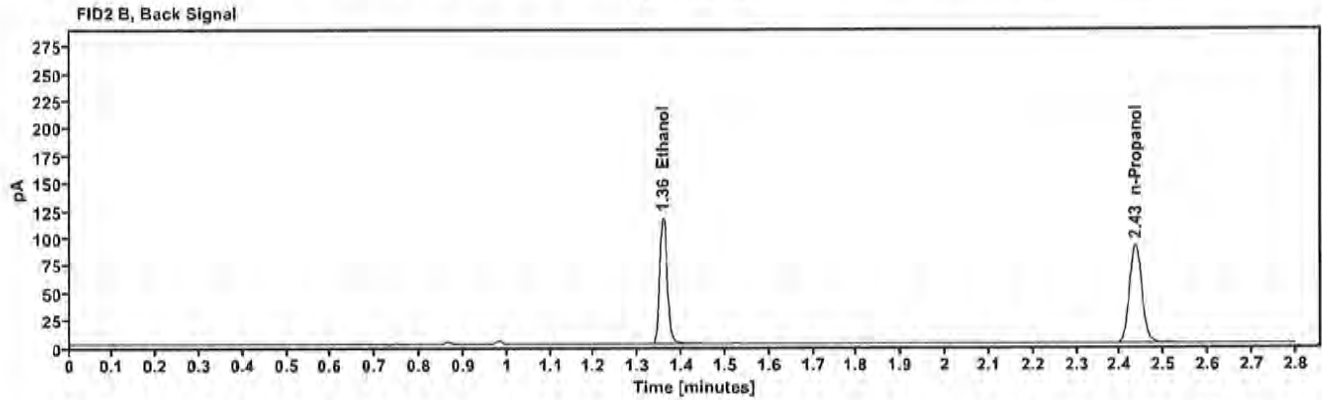
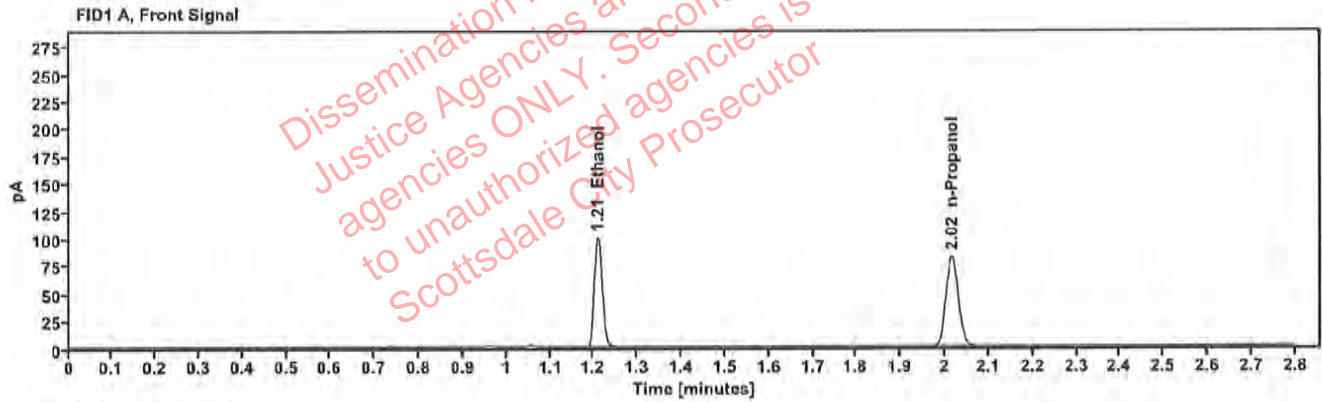


Table 1: FID 1 A (column DB-ALC1)

Compound	Amount (g/100mL)	Time (min)	Peak Area
>Ethanol	0.2039	1.210	127.862
n-Propanol	-----	2.015	164.015

Table 2: FID 2 B (column DB-ALC2)

Compound	Time (min)	Peak Area
Ethanol	1.357	140.344
n-Propanol	2.435	178.979

### Scottsdale Police Department Crime Lab Volatiles Analysis

Sample:	2310704-2	Vial:	16
Description:	[REDACTED]	LIMS ID:	[REDACTED]
Method:	ethanol quant.M	Sequence:	01Jun23
Instrument:	US14173023 CN14160045	Injection date:	6/1/2023 11:34:23 AM
Data file:	C:\Chem32\1\Data\01Jun23\16.D	Analyst:	Canonico

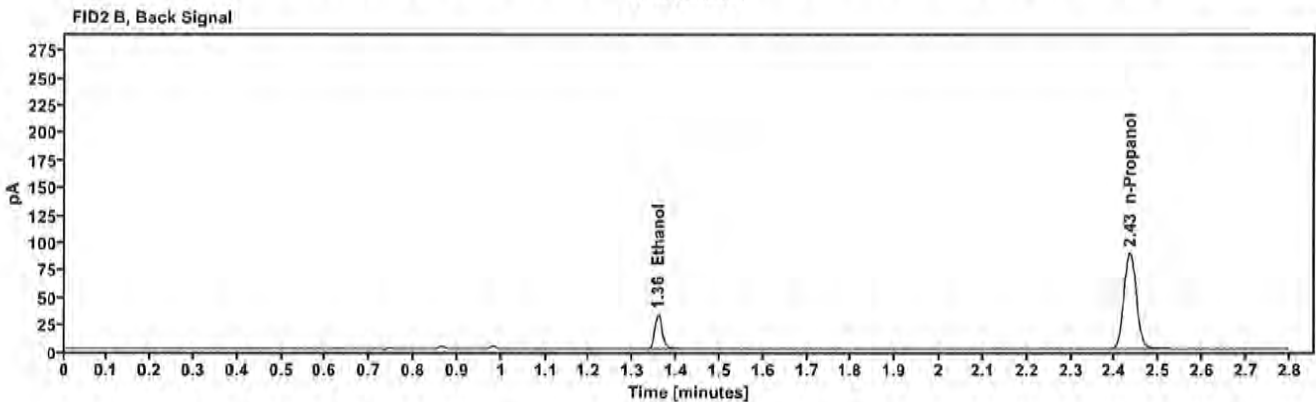
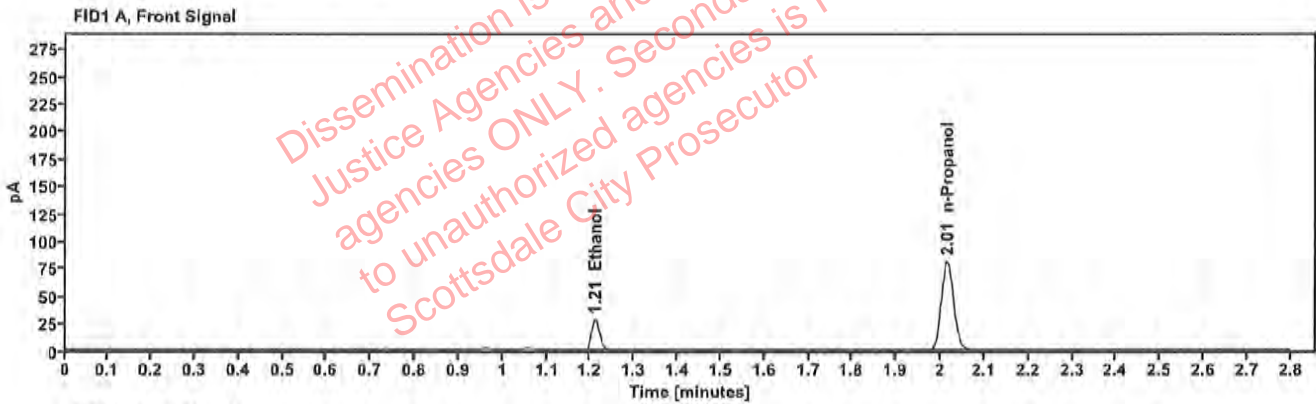


Table 1: FID 1 A (column DB-ALC1)

Compound	Amount (g/100mL)	Time (min)	Peak Area
>Ethanol	0.0582	1.211	35.488
n-Propanol	—	2.015	161.159

Table 2: FID 2 B (column DB-ALC2)

Compound	Time (min)	Peak Area
Ethanol	1.357	39.130
n-Propanol	2.434	176.099

### Scottsdale Police Department Crime Lab Volatiles Analysis

Sample:	2310704-2	Vial:	17
Description:	[REDACTED]	LIMS ID:	[REDACTED]
Method:	ethanol quant.M	Sequence:	01Jun23
Instrument:	US14173023 CN14160045	Injection date:	6/1/2023 11:38:23 AM
Data file:	C:\Chem32\1\Data\01Jun23\17.D	Analyst:	Canonico

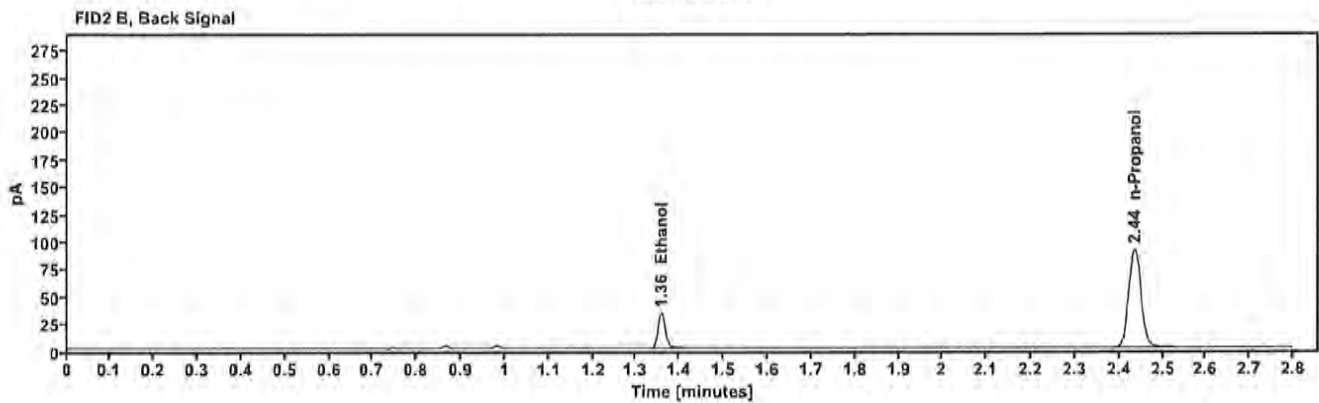
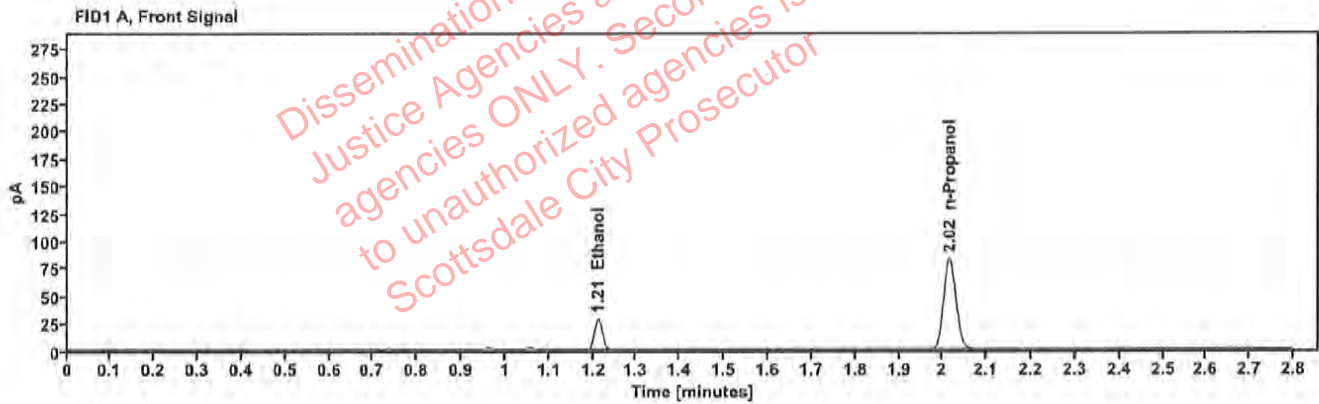


Table 1: FID 1 A (column DB-ALC1)

Compound	Amount (g/100mL)	Time (min)	Peak Area
>Ethanol	0.0582	1.211	36.169
n-Propanol	-----	2.016	164.284

Table 2: FID 2 B (column DB-ALC2)

Compound	Time (min)	Peak Area
Ethanol	1.358	39.827
n-Propanol	2.435	179.449

### Scottsdale Police Department Crime Lab Volatiles Analysis

Sample:	2310709-2	Vial:	18
Description:	[REDACTED]	LIMS ID:	[REDACTED]
Method:	ethanol quant.M	Sequence:	01Jun23
Instrument:	US14173023 CN14160045	Injection date:	6/1/2023 11:42:23 AM
Data file:	C:\Chem32\1\Data\01Jun23\18.D	Analyst:	Canonico

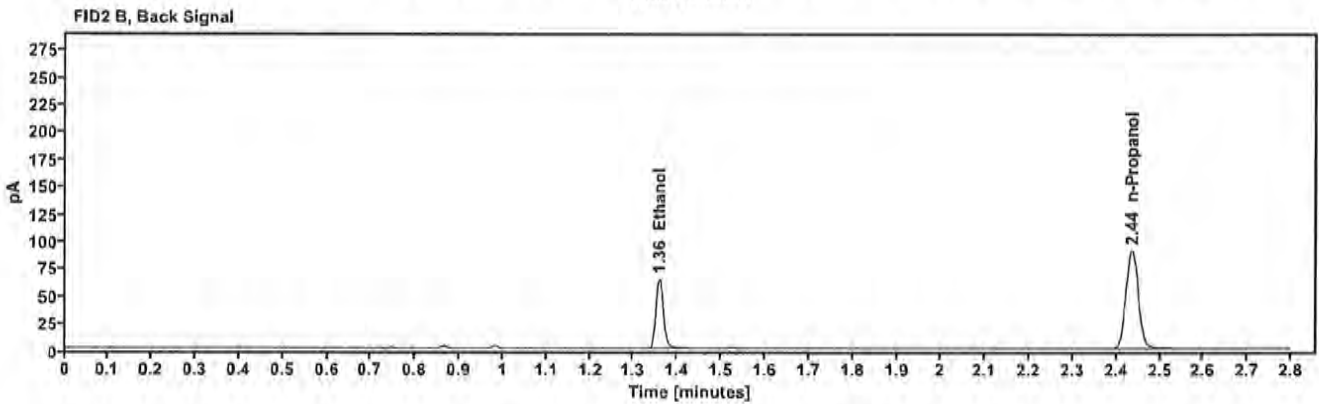
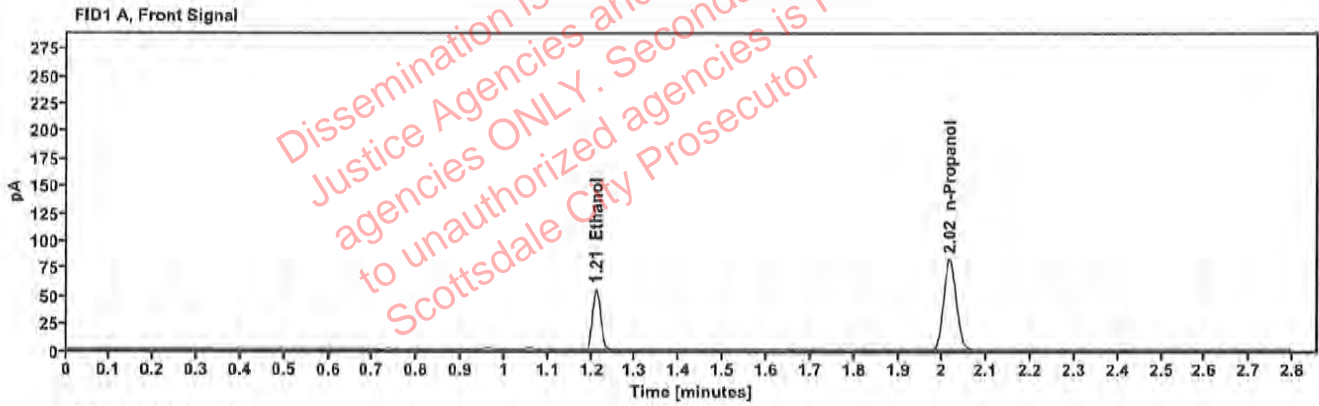


Table 1: FID 1 A (column DB-ALC1)

Compound	Amount (g/100mL)	Time (min)	Peak Area
>Ethanol	0.1127	1.211	70.359
n-Propanol	—	2.016	163.873

Table 2: FID 2 B (column DB-ALC2)

Compound	Time (min)	Peak Area
Ethanol	1.358	77.054
n-Propanol	2.436	178.966

### Scottsdale Police Department Crime Lab Volatiles Analysis

Sample:	2310709-2	Vial:	19
Description:	██████████	LIMS ID:	██████████
Method:	ethanol quant.M	Sequence:	01Jun23
Instrument:	US14173023 CN14160045	Injection date:	6/1/2023 11:46:38 AM
Data file:	C:\Chem32\1\Data\01Jun23\19.D	Analyst:	Canonico

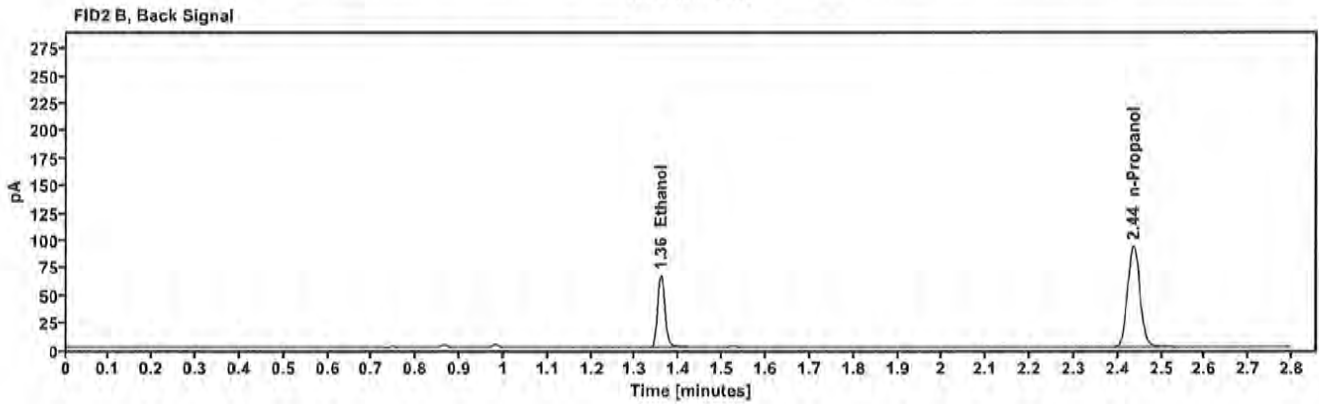
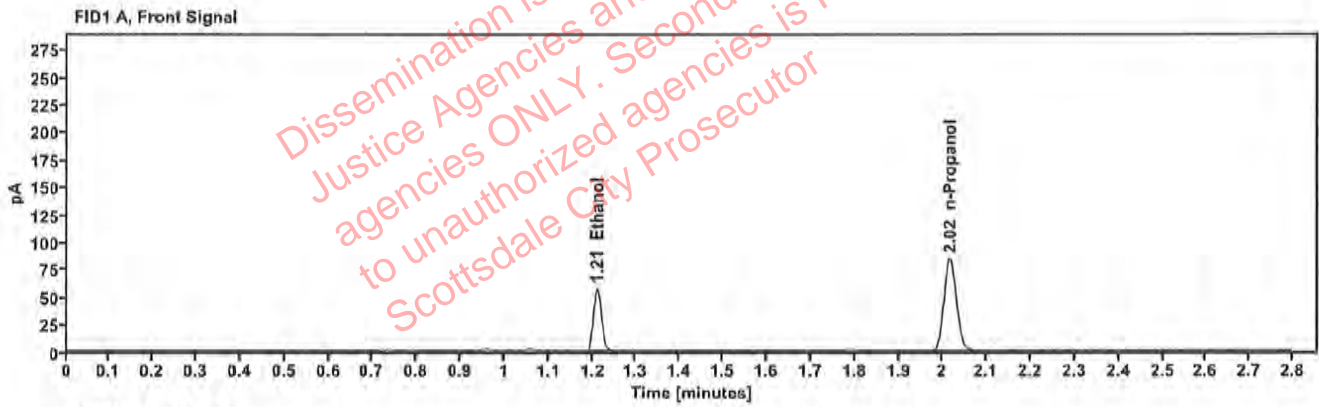


Table 1: FID 1 A (column DB-ALC1)

Compound	Amount (g/100mL)	Time (min)	Peak Area
>Ethanol	0.1136	1.211	72.509
n-Propanol	---	2.016	167.504

Table 2: FID 2 B (column DB-ALC2)

Compound	Time (min)	Peak Area
Ethanol	1.358	79.264
n-Propanol	2.436	182.822



## Scottsdale Police Department Crime Lab Volatiles Analysis

Sample:	2310714-2	Vial:	21
Description:	██████████	LIMS ID:	██████████
Method:	ethanol quant.M	Sequence:	01Jun23
Instrument:	US14173023 CN14160045	Injection date:	6/1/2023 11:54:38 AM
Data file:	C:\Chem32\1\Data\01Jun23\21.D	Analyst:	Canonico

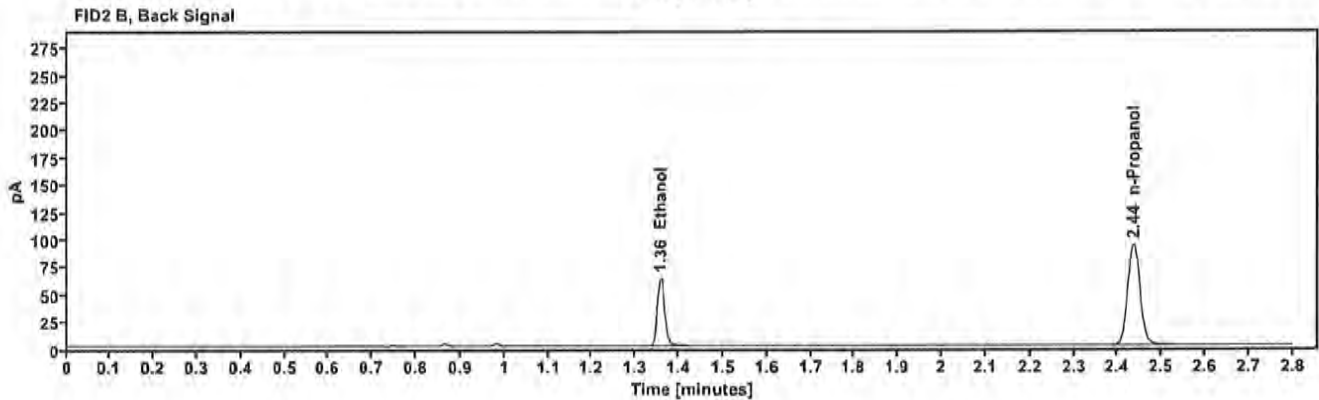
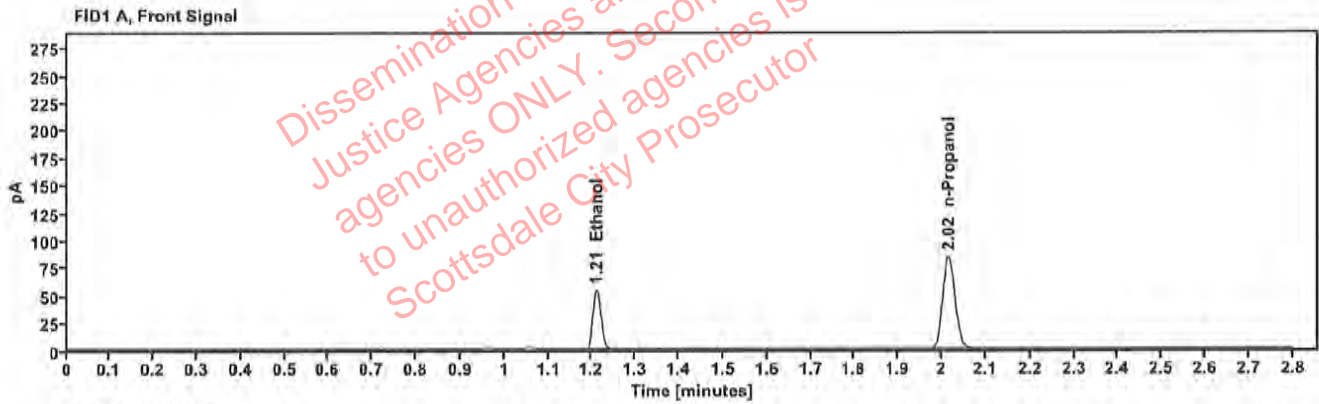


Table 1: FID 1 A (column DB-ALC1)

Compound	Amount (g/100mL)	Time (min)	Peak Area
>Ethanol	0.1083	1.211	69.212
n-Propanol	—	2.016	167.708

Table 2: FID 2 B (column DB-ALC2)

Compound	Time (min)	Peak Area
Ethanol	1.358	75.664
n-Propanol	2.436	183.135

### Scottsdale Police Department Crime Lab Volatiles Analysis

Sample:	2310714-2	Vial:	22
Description:	[REDACTED]	LIMS ID:	[REDACTED]
Method:	ethanol quant.M	Sequence:	01Jun23
Instrument:	US14173023 CN14160045	Injection date:	6/1/2023 11:58:38 AM
Data file:	C:\Chem32\1\Data\01Jun23\22.D	Analyst:	Canonico

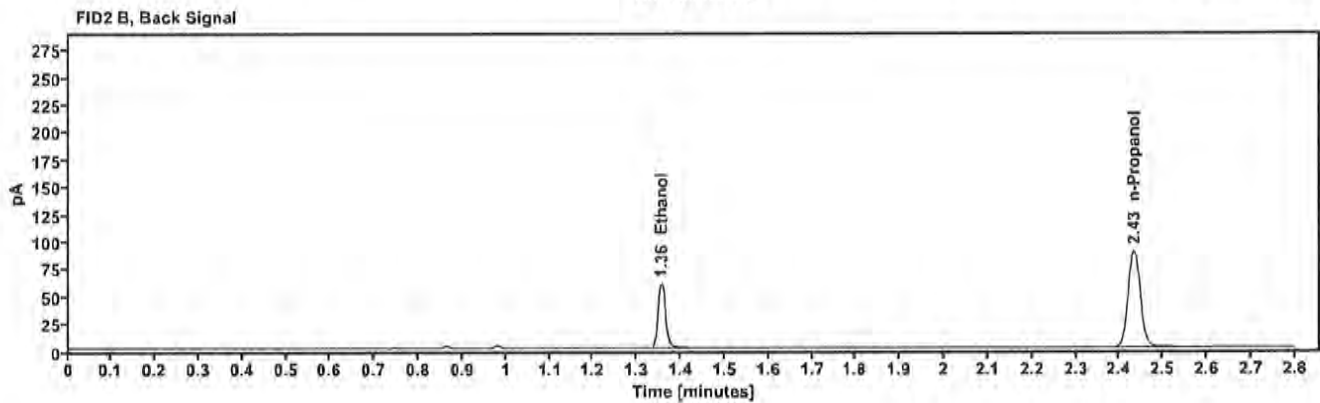
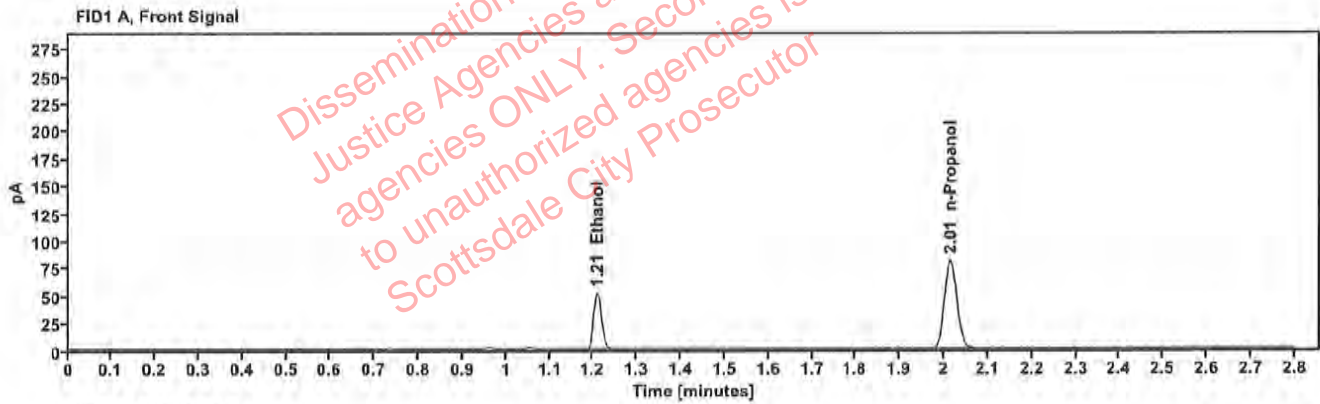


Table 1: FID 1 A (column DB-ALC1)

Compound	Amount (g/100mL)	Time (min)	Peak Area
>Ethanol	0.1065	1.209	65.522
n-Propanol	---	2.014	161.486

Table 2: FID 2 B (column DB-ALC2)

Compound	Time (min)	Peak Area
Ethanol	1.355	71.660
n-Propanol	2.433	176.172

### Scottsdale Police Department Crime Lab Volatiles Analysis

Sample:	2310668-2	Vial:	23
Description:	[REDACTED]	LIMS ID:	[REDACTED]
Method:	ethanol quant.M	Sequence:	01Jun23
Instrument:	US14173023 CN14160045	Injection date:	6/1/2023 12:02:38 PM
Data file:	C:\Chem32\1\Data\01Jun23\23.D	Analyst:	Canonico

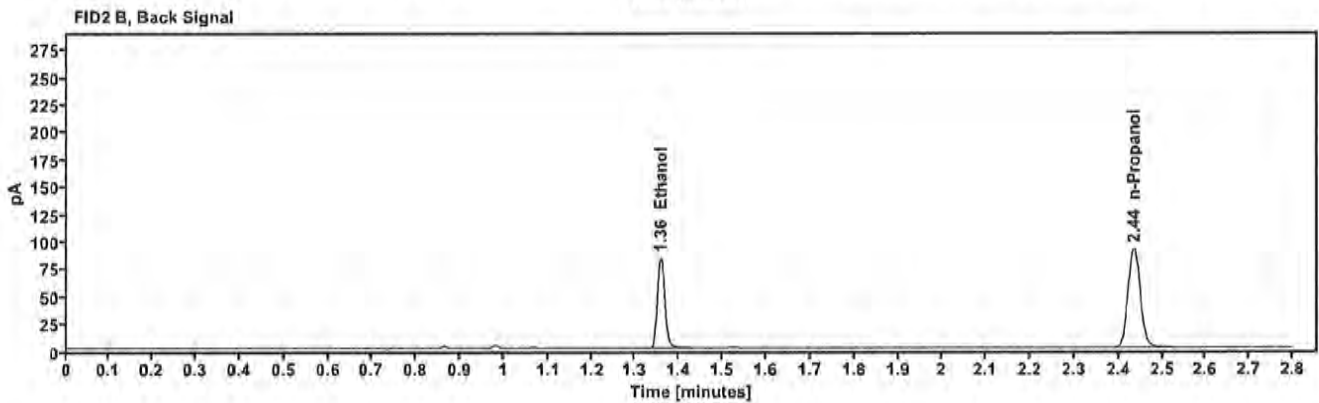
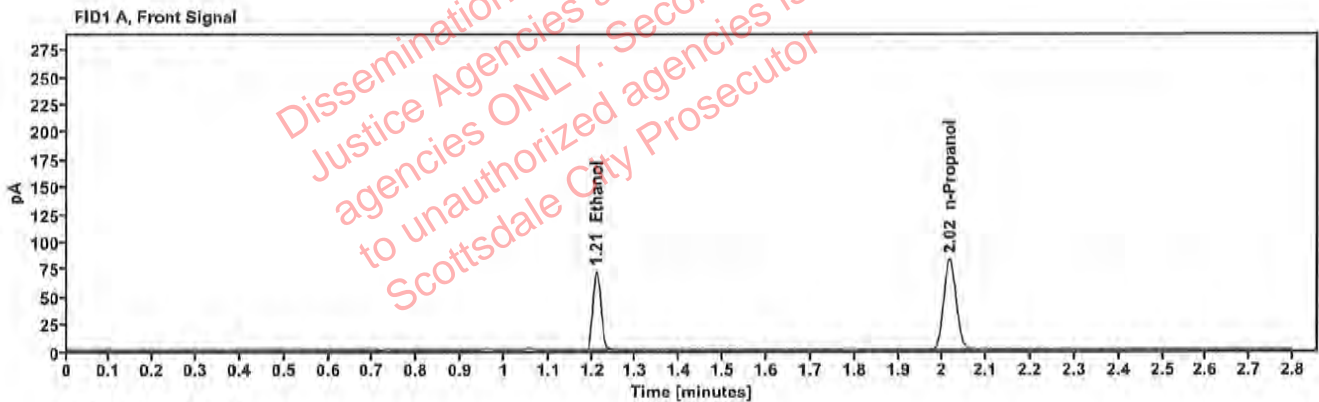


Table 1: FID 1 A (column DB-ALC1)

Compound	Amount (g/100mL)	Time (min)	Peak Area
>EtIhanol	0.1456	1.210	91.493
n-Propanol	-----	2.016	164.574

Table 2: FID 2 B (column DB-ALC2)

Compound	Time (min)	Peak Area
Ethanol	1.358	100.124
n-Propanol	2.435	179.712

### Scottsdale Police Department Crime Lab Volatiles Analysis

Sample:	2310668-2	Vial:	24
Description:	[REDACTED]	LIMS ID:	[REDACTED]
Method:	ethanol quant.M	Sequence:	01Jun23
Instrument:	US14173023 CN14160045	Injection date:	6/1/2023 12:06:38 PM
Data file:	C:\Chem32\1\Data\01Jun23\24.D	Analyst:	Canonico

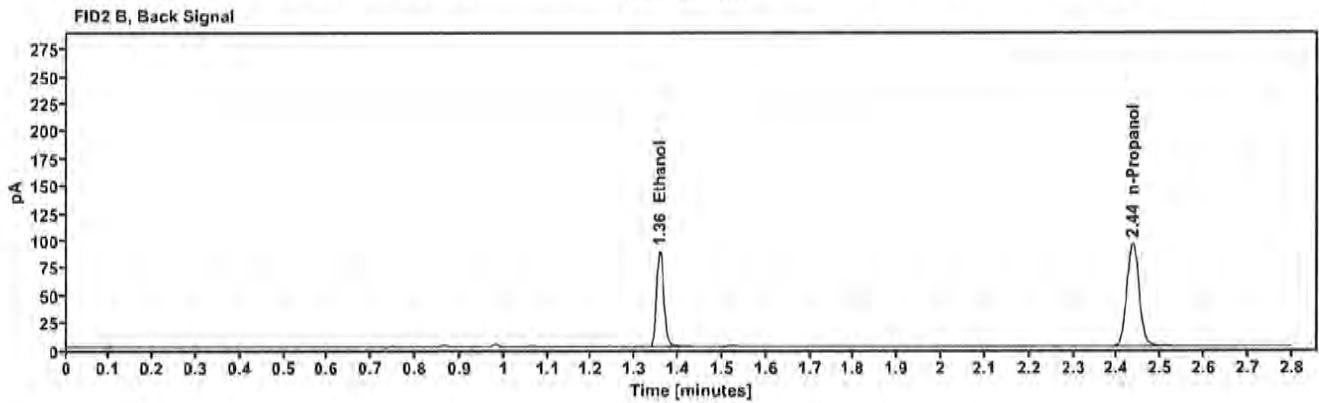
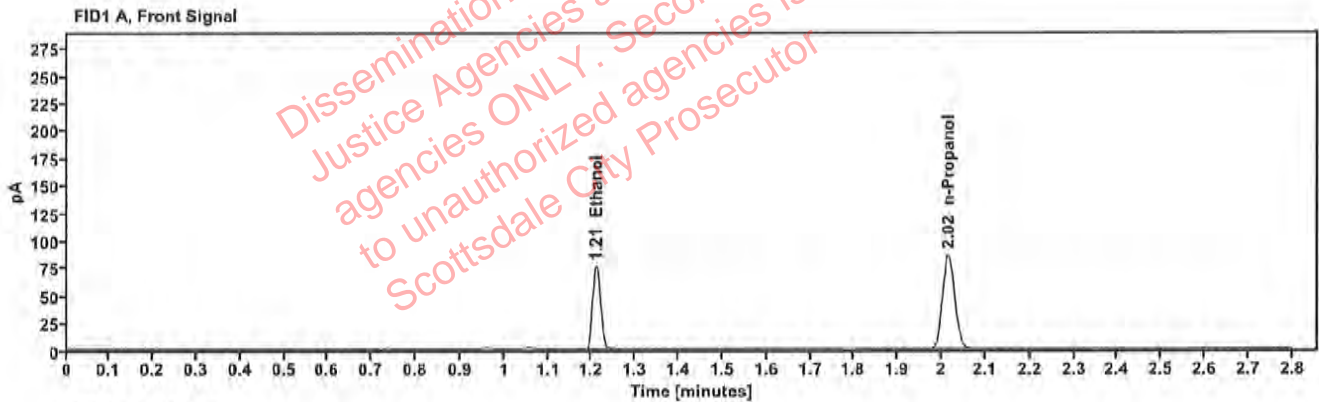


Table 1: FID 1 A (column DB-ALC1)

Compound	Amount (g/100mL)	Time (min)	Peak Area
>Ethanol	0.1476	1.210	96.545
n-Propanol	—	2.016	171.309

Table 2: FID 2 B (column DB-ALC2)

Compound	Time (min)	Peak Area
Ethanol	1.357	105.860
n-Propanol	2.435	187.037

### Scottsdale Police Department Crime Lab Volatiles Analysis

Sample:	2310620-2	Vial:	25
Description:	██████████	LIMS ID:	██████████
Method:	ethanol quant.M	Sequence:	01Jun23
Instrument:	US14173023 CN14160045	Injection date:	6/1/2023 12:10:54 PM
Data file:	C:\Chem32\1\Data\01Jun23\25.D	Analyst:	Canonico

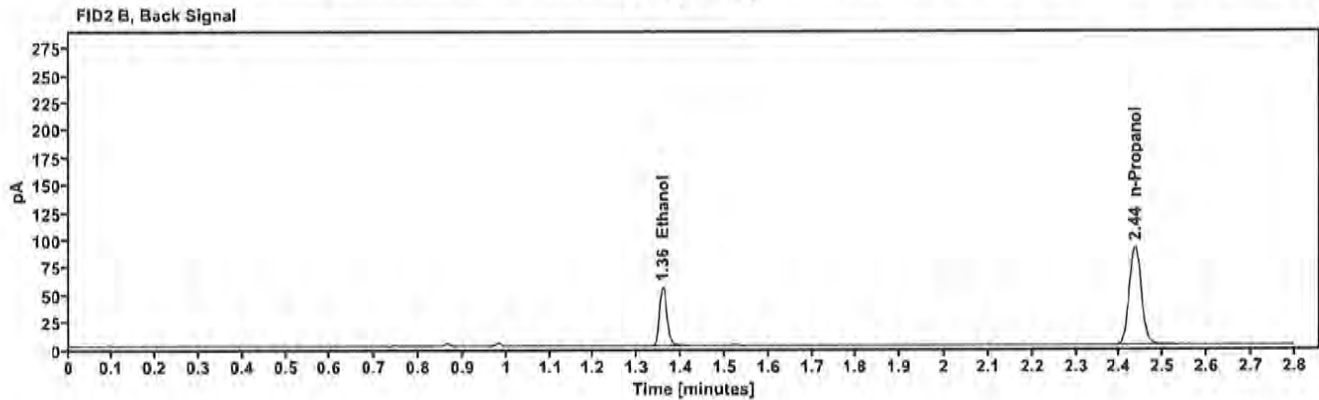
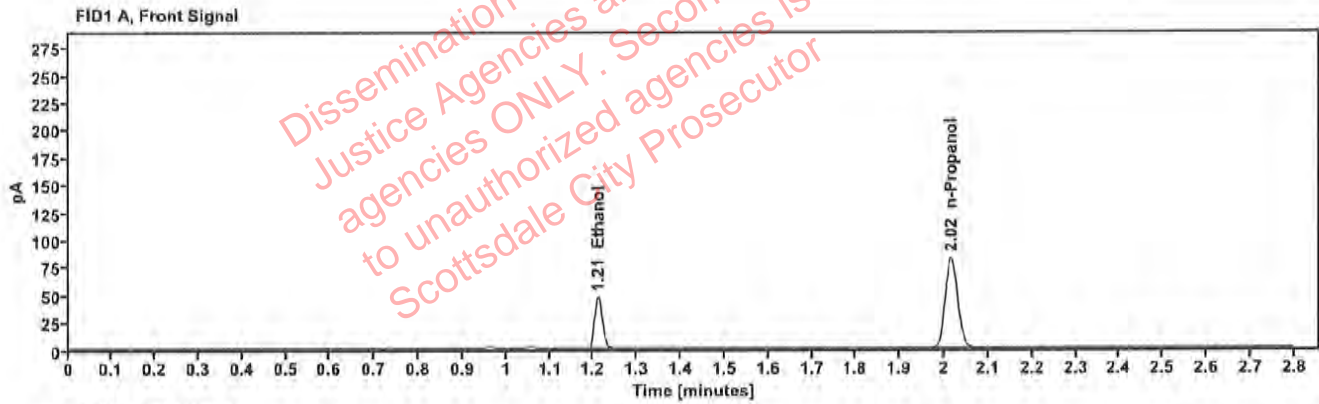


Table 1: FID 1 A (column DB-ALC1)

Compound	Amount (g/100mL)	Time (min)	Peak Area
>Ethanol	0.0963	1.211	60.030
n-Propanol	—	2.016	163.818

Table 2: FID 2 B (column DB-ALC2)

Compound	Time (min)	Peak Area
Ethanol	1.358	65.441
n-Propanol	2.435	178.670

### Scottsdale Police Department Crime Lab Volatiles Analysis

Sample:	2310620-2	Vial:	26
Description:	[REDACTED]	LIMS ID:	[REDACTED]
Method:	ethanol quant.M	Sequence:	01Jun23
Instrument:	US14173023 CN14160045	Injection date:	6/1/2023 12:14:53 PM
Data file:	C:\Chem32\1\Data\01Jun23\26.D	Analyst:	Canonico

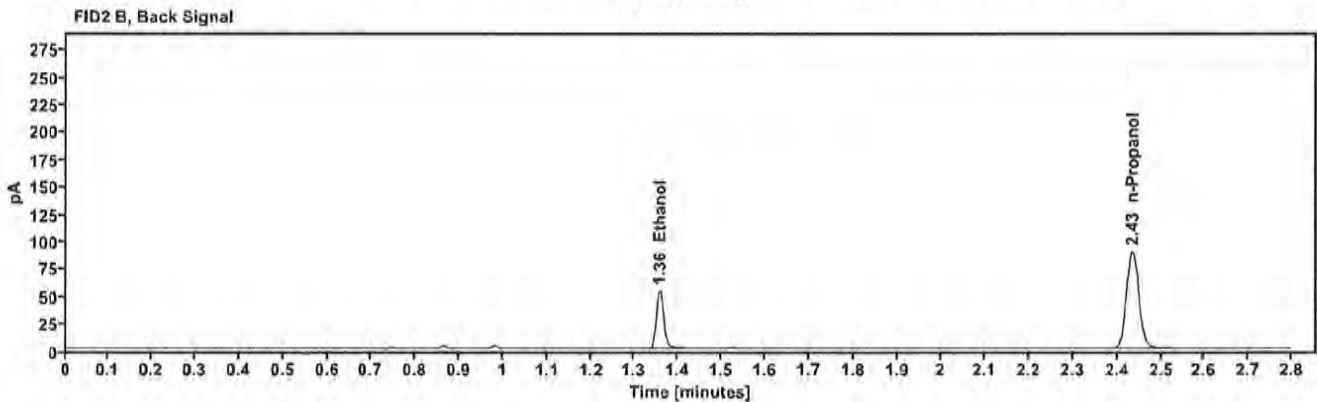
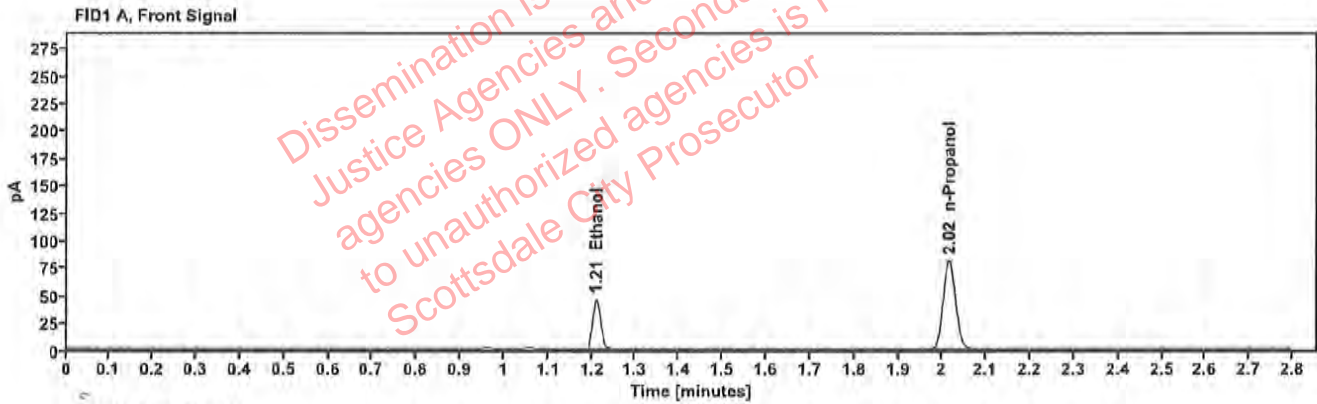


Table 1: FID 1 A (column DB-ALC1)

Compound	Amount (g/100mL)	Time (min)	Peak Area
>Ethanol	0.0952	1.210	58.530
n-Propanol	—	2.015	161.530

Table 2: FID 2 B (column DB-ALC2)

Compound	Time (min)	Peak Area
Ethanol	1.357	63.890
n-Propanol	2.435	176.003

### Scottsdale Police Department Crime Lab Volatiles Analysis

Sample:	334-01E.O.	Vial:	27
Description:	[REDACTED]	LIMS ID:	[REDACTED]
Method:	ethanol quant.M	Sequence:	01Jun23
Instrument:	US14173023 CN14160045	Injection date:	6/1/2023 12:18:53 PM
Data file:	C:\Chem32\1\Data\01Jun23\27.D	Analyst:	Canonico

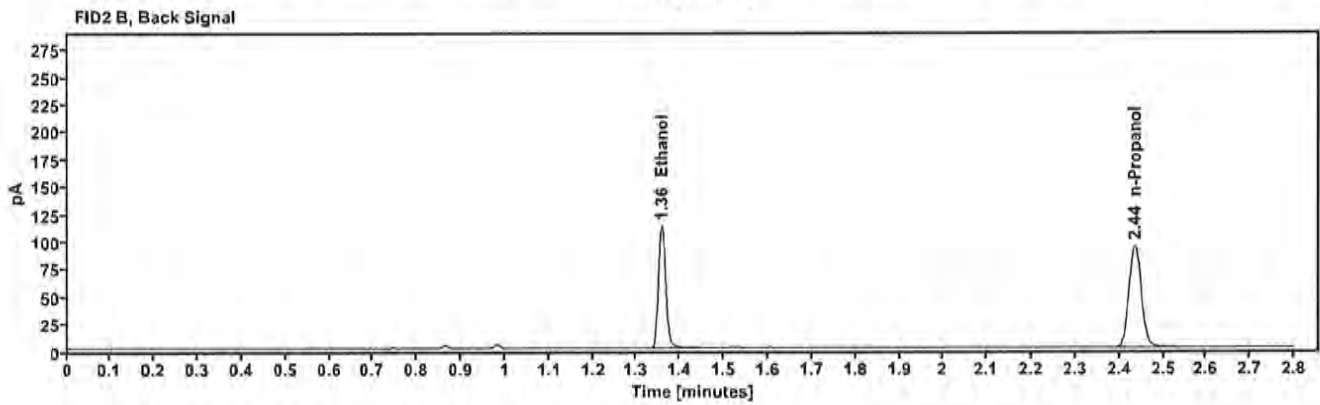
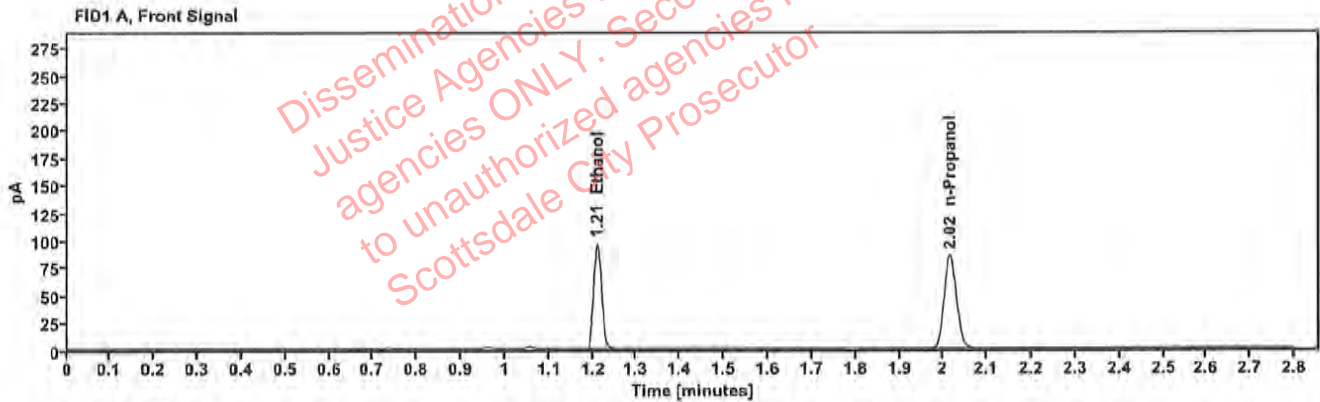


Table 1: FID 1 A (column DB-ALC1)

Compound	Amount (g/100mL)	Time (min)	Peak Area
>Ethanol	0.1902	1.210	123.352
n-Propanol	—	2.016	169.653

Table 2: FID 2 B (column DB-ALC2)

Compound	Time (min)	Peak Area
Ethanol	1.358	135.388
n-Propanol	2.435	185.338

[REDACTED]: Canonico, Erika - (02-Jun-2023)

Case: [REDACTED] User: ecanonico 6/2/2023

### Scottsdale Police Department Crime Lab Volatiles Analysis

Sample:	334-01E.O.	Vial:	28
Description:	[REDACTED]	LIMS ID:	[REDACTED]
Method:	ethanol quant.M	Sequence:	01Jun23
Instrument:	US14173023 CN14160045	Injection date:	6/1/2023 12:22:54 PM
Data file:	C:\Chem32\1\Data\01Jun23\28.D	Analyst:	Canonico

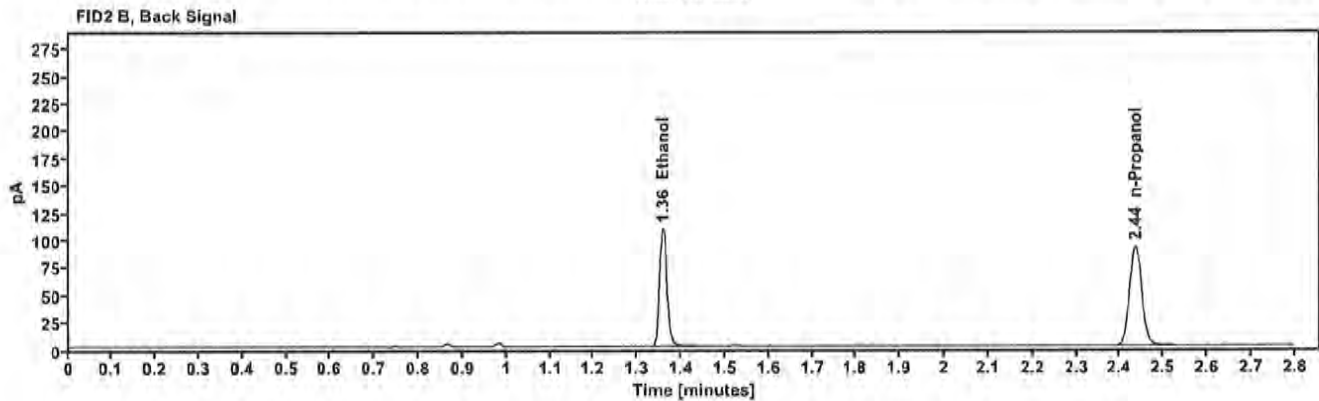
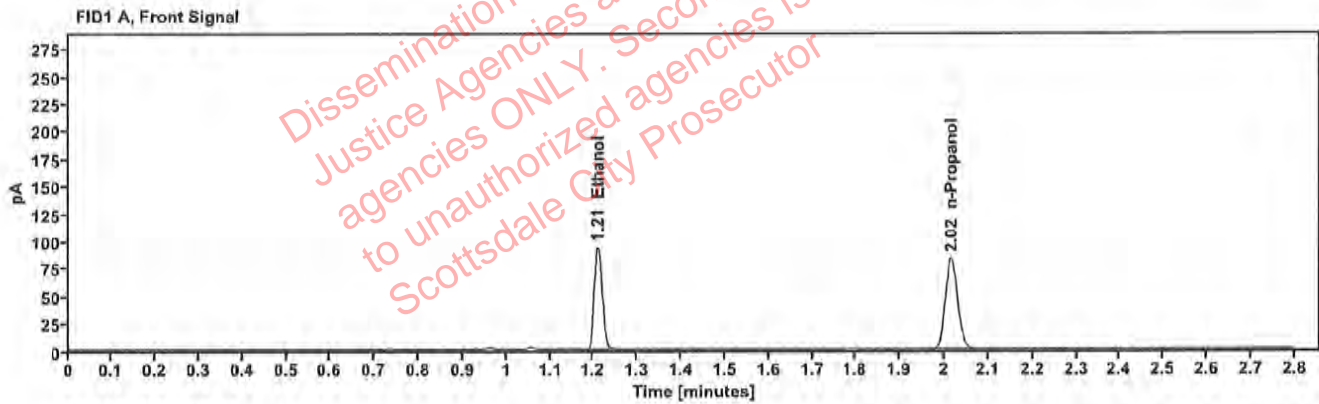


Table 1: FID 1 A (column DB-ALC1)

Compound	Amount (g/100mL)	Time (min)	Peak Area
>Ethanol	0.1893	1.210	119.718
n-Propanol	—	2.016	165.454

Table 2: FID 2 B (column DB-ALC2)

Compound	Time (min)	Peak Area
Ethanol	1.358	131.404
n-Propanol	2.435	180.659



### Scottsdale Police Department Crime Lab Volatiles Analysis

Sample:	347-01J.K.	Vial:	29
Description:	[REDACTED]	LIMS ID:	[REDACTED]
Method:	ethanol quant.M	Sequence:	01Jun23
Instrument:	US14173023 CN14160045	Injection date:	6/1/2023 12:26:53 PM
Data file:	C:\Chem32\1\Data\01Jun23\29.D	Analyst:	Canonico

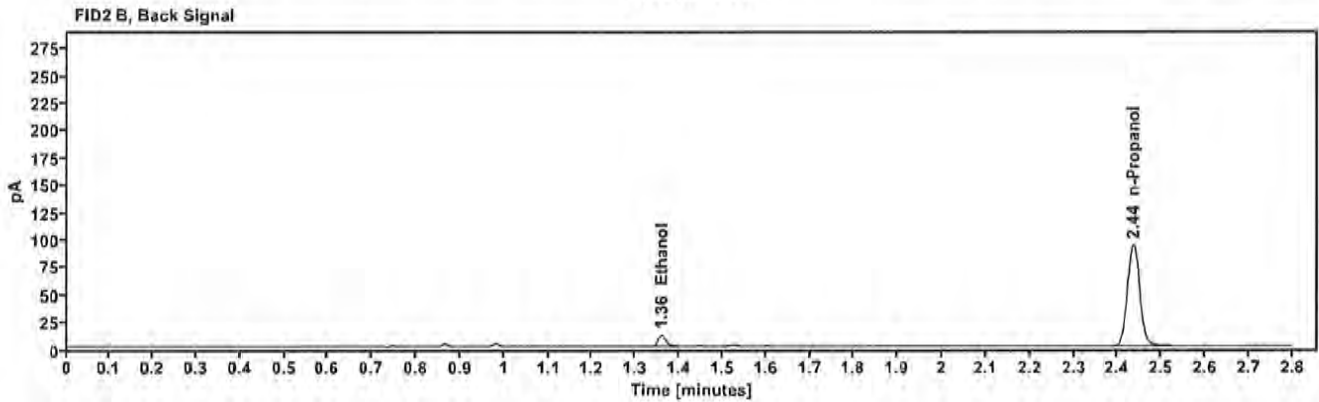
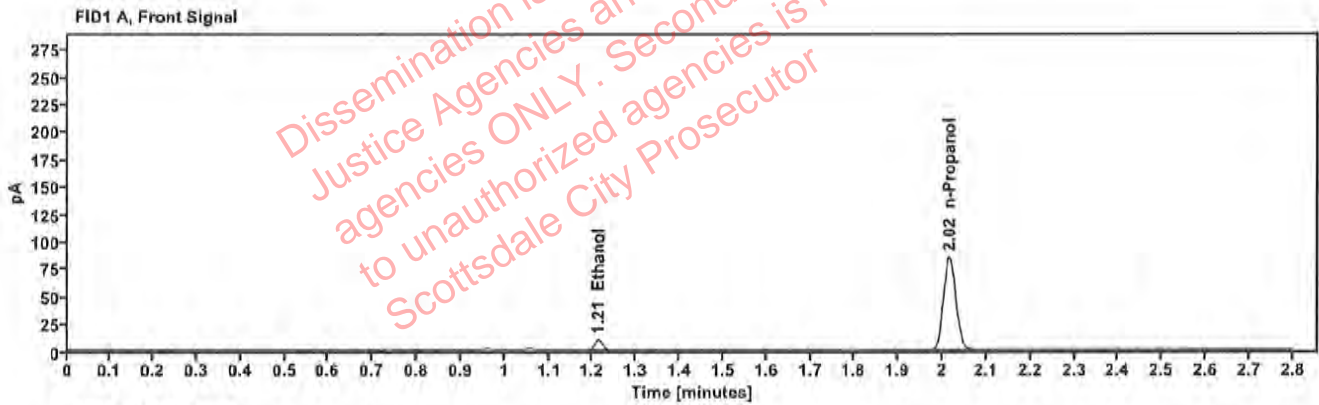


Table 1: FID 1 A (column DB-ALC1)

Compound	Amount (g/100mL)	Time (min)	Peak Area
>Ethanol	0.0201	1.213	12.422
n-Propanol	---	2.016	168.191

Table 2: FID 2 B (column DB-ALC2)

Compound	Time (min)	Peak Area
Ethanol	1.359	13.892
n-Propanol	2.435	183.713

### Scottsdale Police Department Crime Lab Volatiles Analysis

Sample:	347-01J.K.	Vial:	30
Description:	[REDACTED]	LIMS ID:	[REDACTED]
Method:	ethanol quant.M	Sequence:	01Jun23
Instrument:	US14173023 CN14160045	Injection date:	6/1/2023 12:30:54 PM
Data file:	C:\Chem32\1\Data\01Jun23\30.D	Analyst:	Canonico

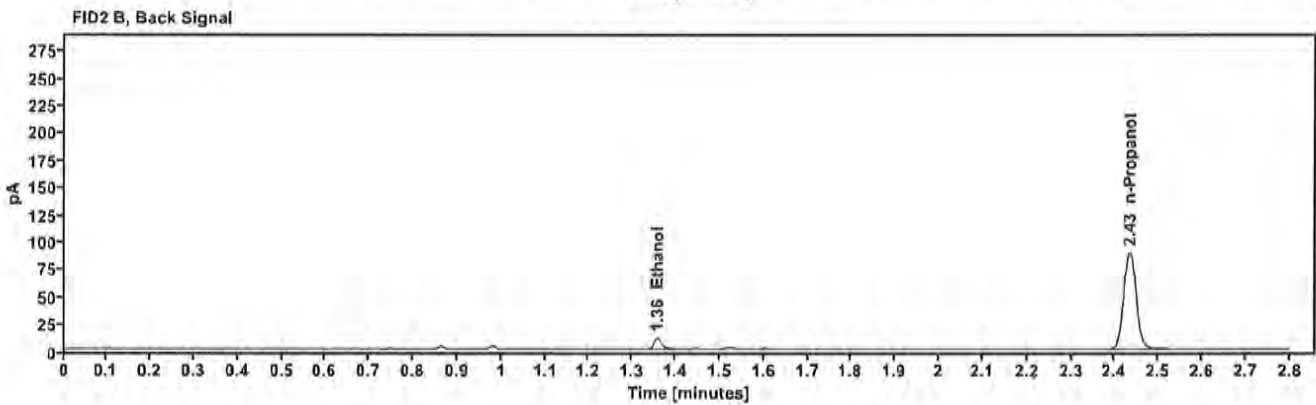
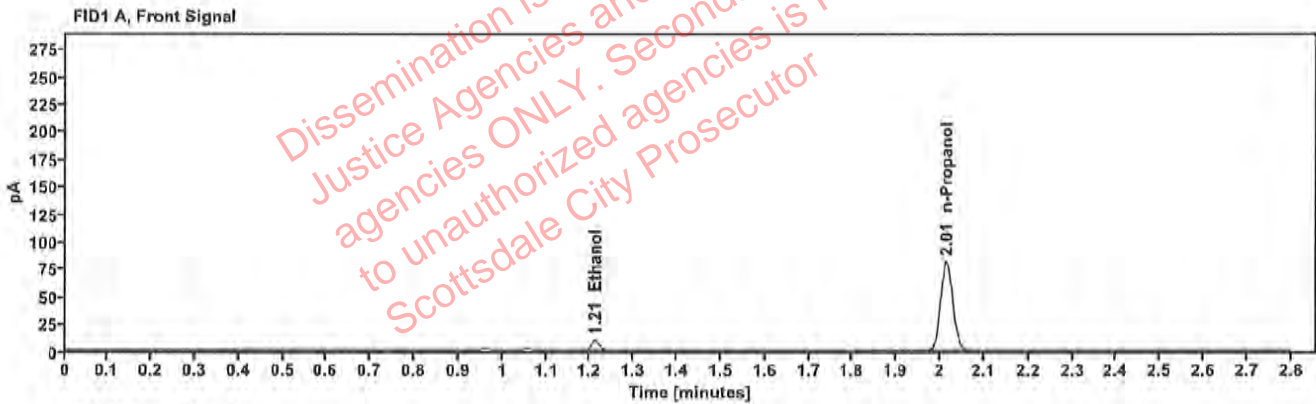


Table 1: FID 1 A (column DB-ALC1)

Compound	Amount (g/100mL)	Time (min)	Peak Area
>Ethanol	0.0196	1.211	11.632
n-Propanol	---	2.014	161.540

Table 2: FID 2 B (column DB-ALC2)

Compound	Time (min)	Peak Area
Ethanol	1.357	13.091
n-Propanol	2.433	176.646

### Scottsdale Police Department Crime Lab Volatiles Analysis

Sample:	417-01P.L.	Vial:	32
Description:	██████████	LIMS ID:	██████████
Method:	ethanol quant.M	Sequence:	01Jun23
Instrument:	US14173023 CN14160045	Injection date:	6/1/2023 12:39:08 PM
Data file:	C:\Chem32\1\Data\01Jun23\32.D	Analyst:	Canonico

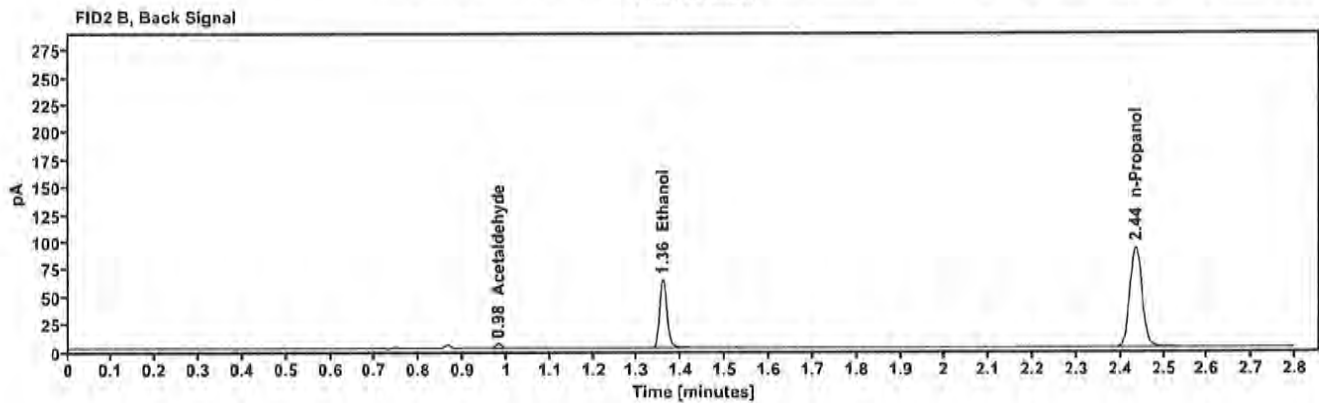
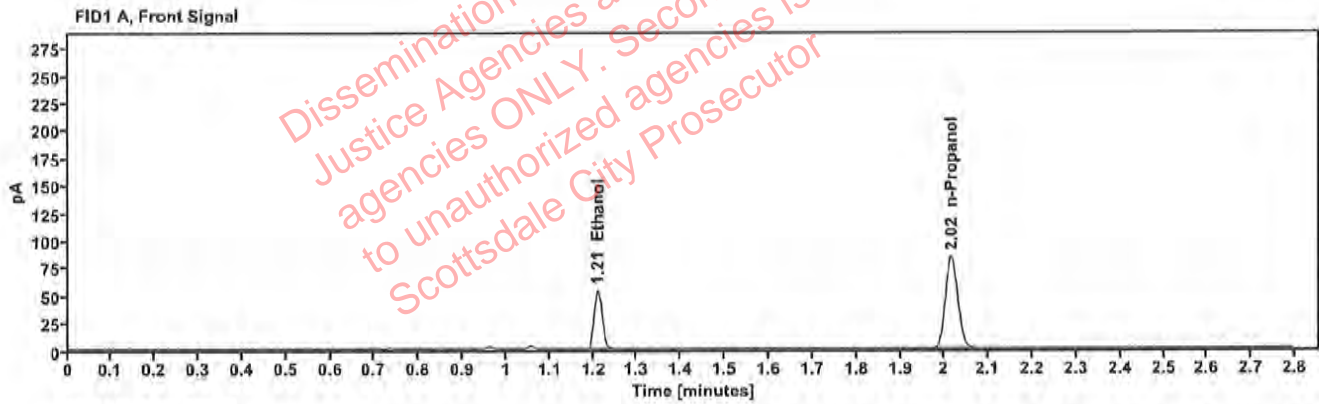


Table 1: FID 1 A (column DB-ALC1)

Compound	Amount (g/100mL)	Time (min)	Peak Area
>Ethanol	0.1081	1.211	68.675
n-Propanol	---	2.016	166.703

Table 2: FID 2 B (column DB-ALC2)

Compound	Time (min)	Peak Area
Acetaldehyde	0.981	3.843
Ethanol	1.358	75.043
n-Propanol	2.435	181.963

### Scottsdale Police Department Crime Lab Volatiles Analysis

Sample:	417-01P.L.	Vial:	33
Description:	[REDACTED]	LIMS ID:	[REDACTED]
Method:	ethanol quant.M	Sequence:	01Jun23
Instrument:	US14173023 CN14160045	Injection date:	6/1/2023 12:43:08 PM
Data file:	C:\Chem32\1\Data\01Jun23\33.D	Analyst:	Canonico

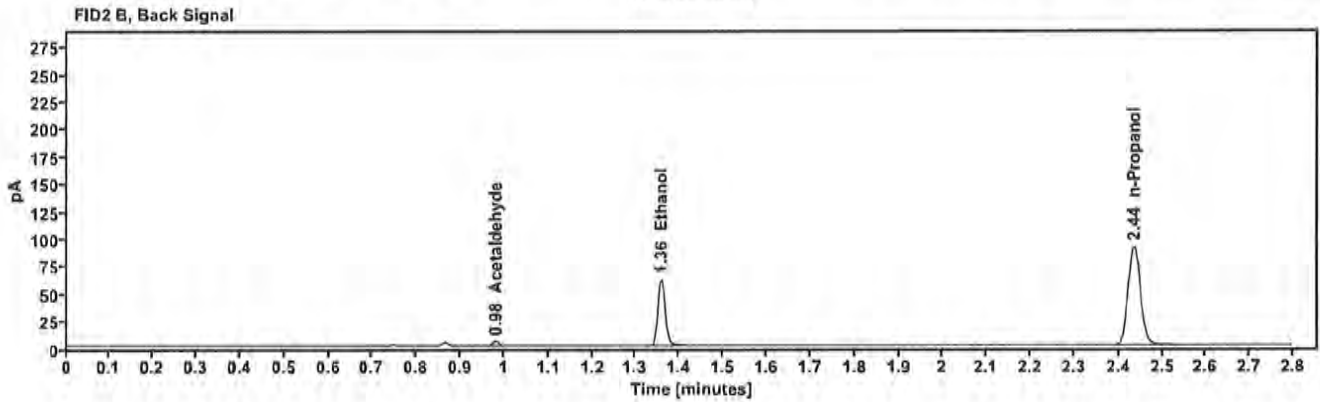
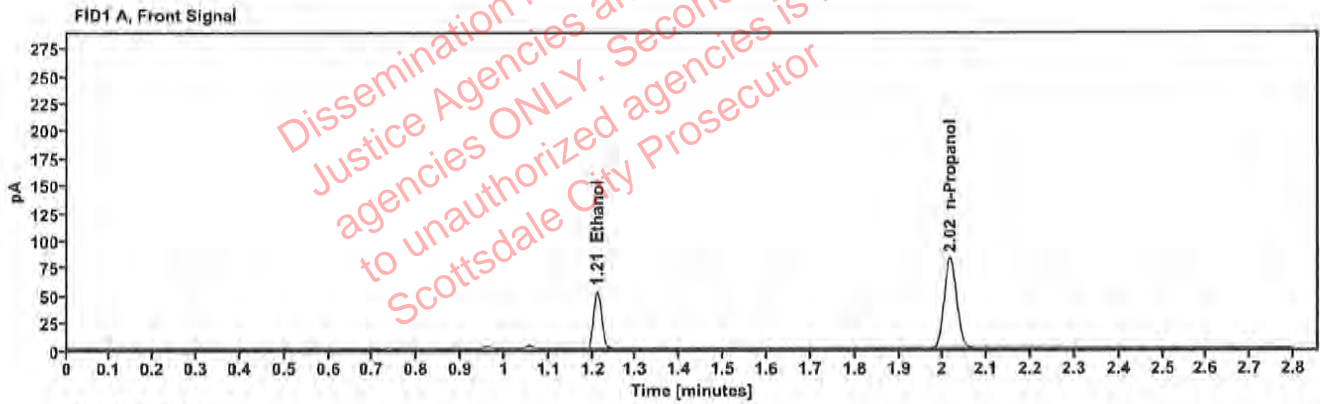


Table 1: FID 1 A (column DB-ALC1)

Compound	Amount (g/100mL)	Time (min)	Peak Area
>Ethanol	0.1078	1.211	67.347
n-Propanol	---	2.016	163.948

Table 2: FID 2 B (column DB-ALC2)

Compound	Time (min)	Peak Area
Acetaldehyde	0.981	3.907
Ethanol	1.358	73.642
n-Propanol	2.435	178.992

### Scottsdale Police Department Crime Lab Volatiles Analysis

Sample:	176-01H.S.	Vial:	34
Description:	[REDACTED]	LIMS ID:	[REDACTED]
Method:	ethanol quant.M	Sequence:	01Jun23
Instrument:	US14173023 CN14160045	Injection date:	6/1/2023 12:47:08 PM
Data file:	C:\Chem32\1\Data\01Jun23\34.D	Analyst:	Canonico

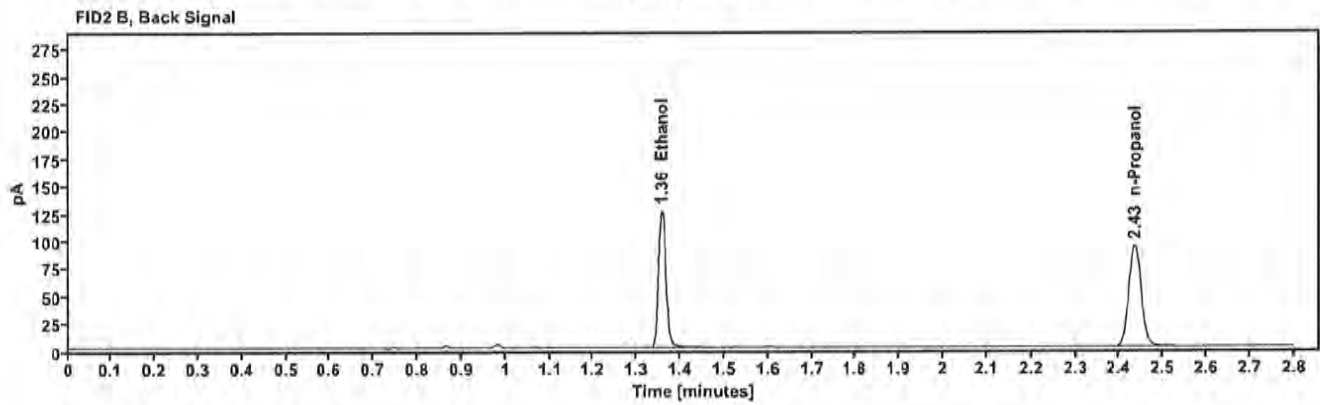
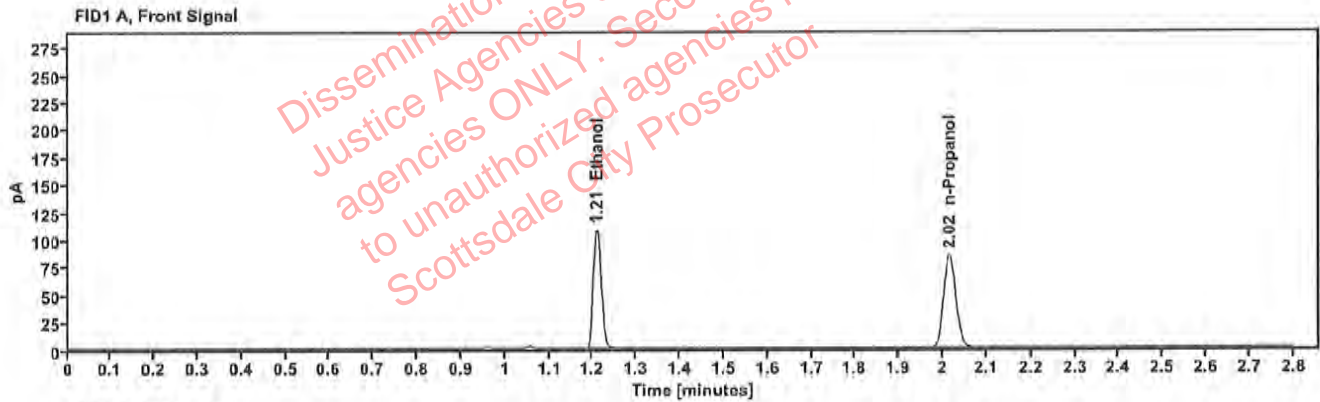


Table 1: FID 1 A (column DB-ALC1)

Compound	Amount (g/100mL)	Time (min)	Peak Area
>Ethanol	0.2143	1.210	138.129
n-Propanol	—	2.015	168.521

Table 2: FID 2 B (column DB-ALC2)

Compound	Time (min)	Peak Area
Ethanol	1.357	151.482
n-Propanol	2.435	183.976

### Scottsdale Police Department Crime Lab Volatiles Analysis

Sample:	176-01H.S.	Vial:	35
Description:	██████████	LIMS ID:	██████████
Method:	ethanol quant.M	Sequence:	01Jun23
Instrument:	US14173023 CN14160045	Injection date:	6/1/2023 12:51:08 PM
Data file:	C:\Chem32\1\Data\01Jun23\35.D	Analyst:	Canonico

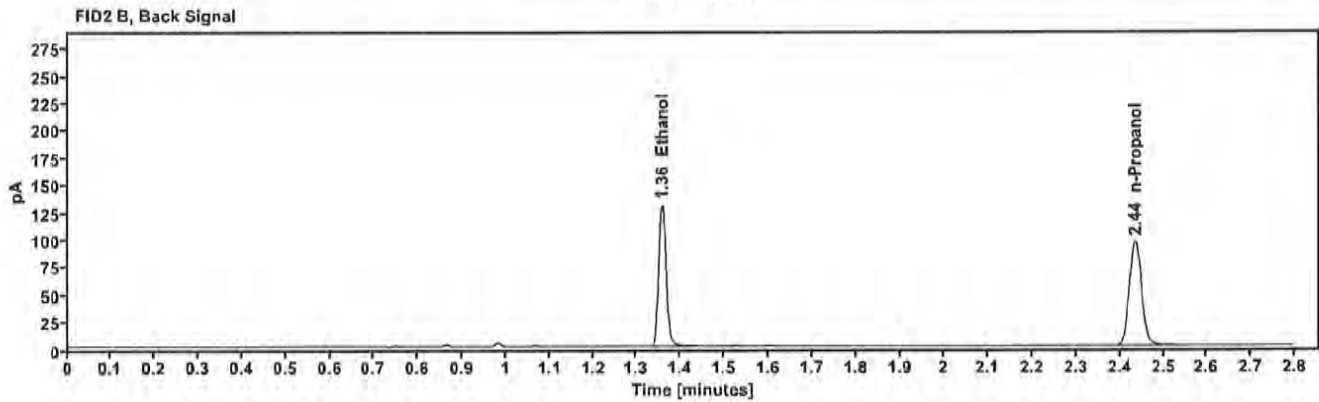
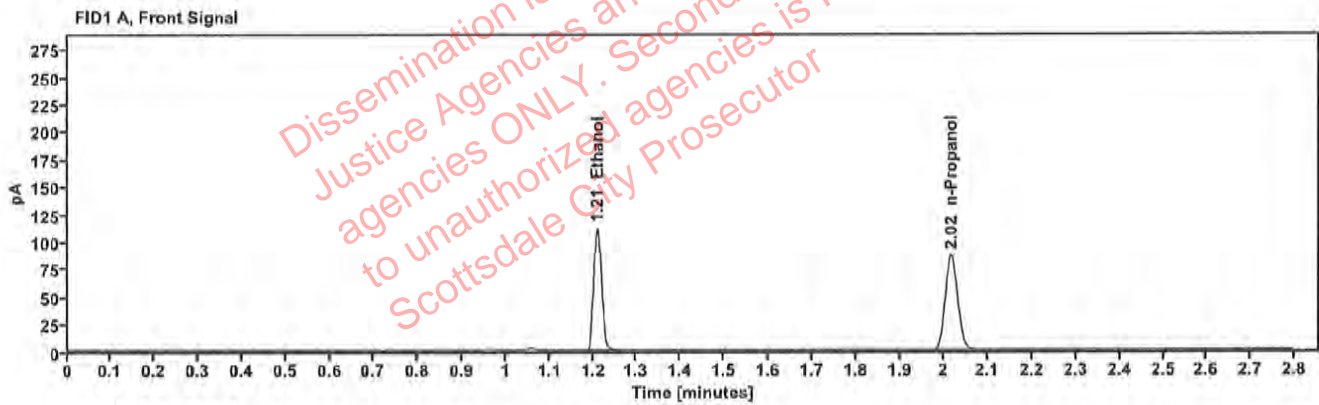


Table 1: FID 1 A (column DB-ALC1)

Compound	Amount (g/100mL)	Time (min)	Peak Area
>Ethanol	0.2165	1.210	142.704
n-Propanol	---	2.016	172.328

Table 2: FID 2 B (column DB-ALC2)

Compound	Time (min)	Peak Area
Ethanol	1.358	156.433
n-Propanol	2.435	188.272

### Scottsdale Police Department Crime Lab Volatiles Analysis

Sample:	2307496-2	Vial:	36
Description:	██████████	LIMS ID:	██████████
Method:	ethanol quant.M	Sequence:	01Jun23
Instrument:	US14173023 CN14160045	Injection date:	6/1/2023 12:55:08 PM
Data file:	C:\Chem32\1\Data\01Jun23\36.D	Analyst:	Canonico

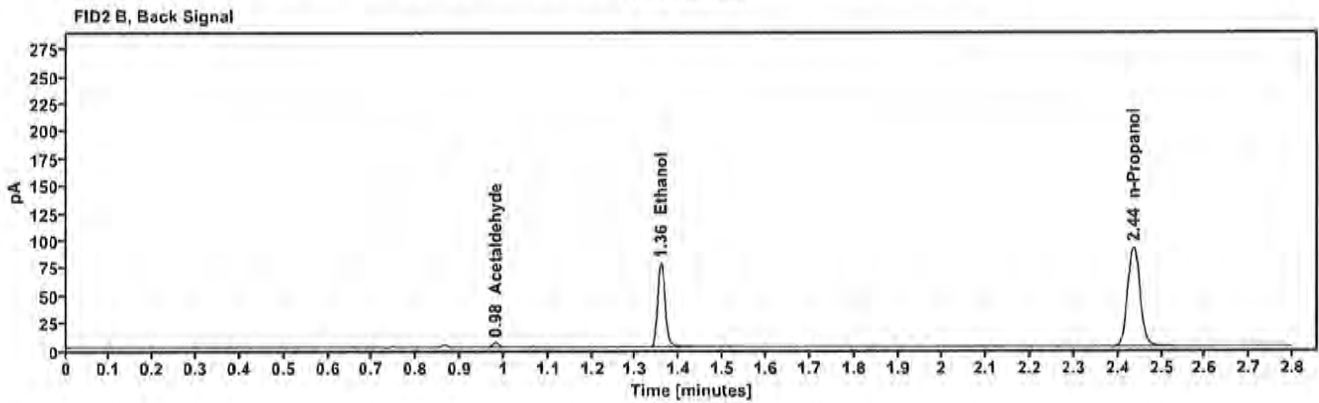
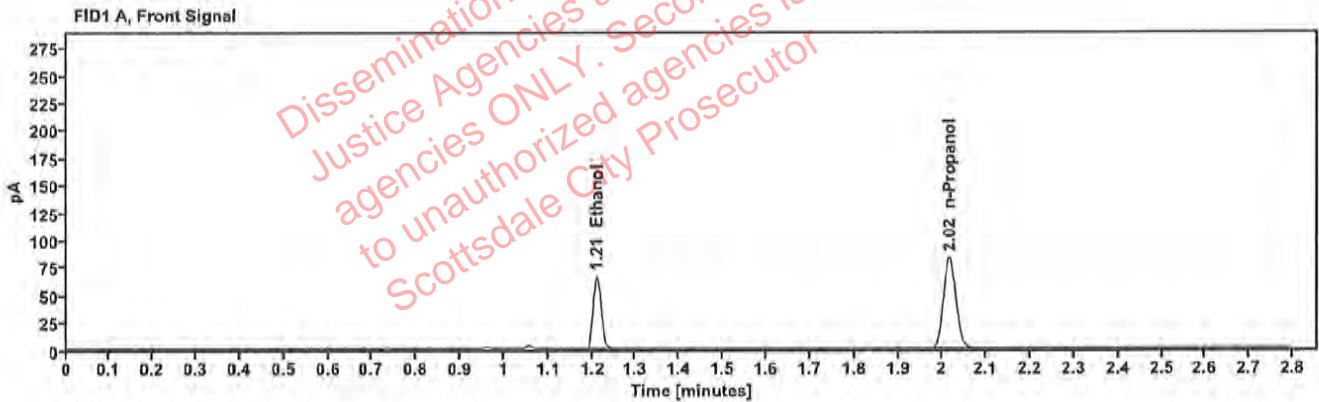


Table 1: FID 1 A (column DB-ALC1)

Compound	Amount (g/100mL)	Time (min)	Peak Area
>Ethanol	0.1350	1.210	84.559
n-Propanol	---	2.016	164.226

Table 2: FID 2 B (column DB-ALC2)

Compound	Time (min)	Peak Area
Acetaldehyde	0.981	3.816
Ethanol	1.358	92.538
n-Propanol	2.435	179.254

### Scottsdale Police Department Crime Lab Volatiles Analysis

Sample:	2307496-2	Vial:	37
Description:	[REDACTED]	LIMS ID:	[REDACTED]
Method:	ethanol quant.M	Sequence:	01Jun23
Instrument:	US14173023 CN14160045	Injection date:	6/1/2023 12:59:23 PM
Data file:	C:\Chem32\1\Data\01Jun23\37.D	Analyst:	Canonico

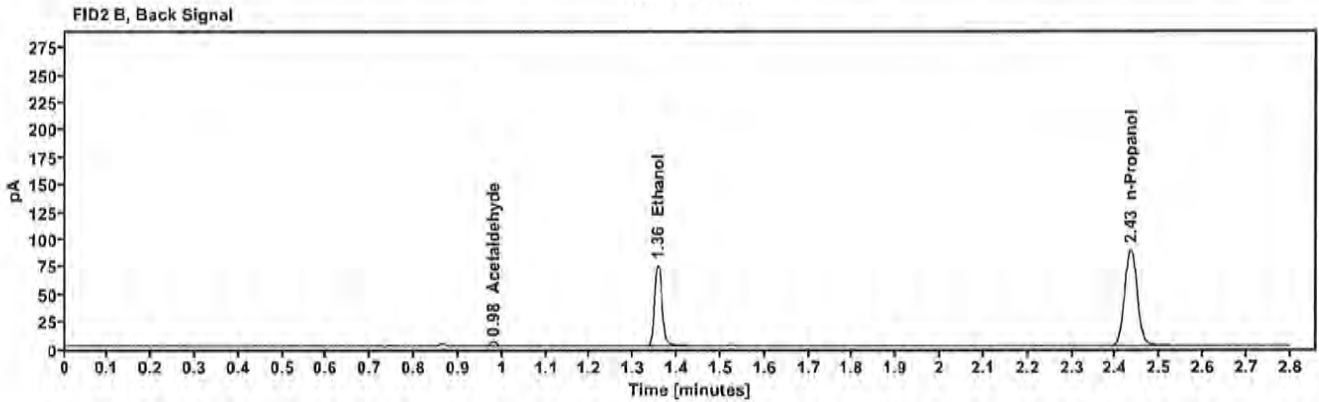
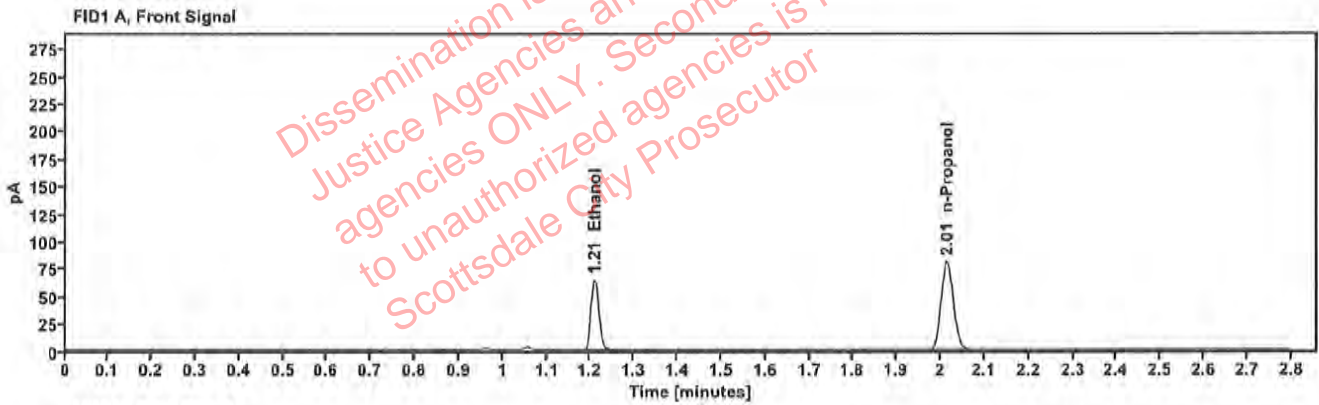


Table 1: FID 1 A (column DB-ALC1)

Compound	Amount (g/100mL)	Time (min)	Peak Area
>Ethanol	0.1331	1.209	81.808
n-Propanol	—	2.015	161.078

Table 2: FID 2 B (column DB-ALC2)

Compound	Time (min)	Peak Area
Acetaldehyde	0.980	3.808
Ethanol	1.356	89.400
n-Propanol	2.433	175.804



### Scottsdale Police Department Crime Lab Volatiles Analysis

Sample:	2311012-1	Vial:	38
Description:	██████████	LIMS ID:	██████████
Method:	ethanol quant.M	Sequence:	01Jun23
Instrument:	US14173023 CN14160045	Injection date:	6/1/2023 1:03:23 PM
Data file:	C:\Chem32\1\Data\01Jun23\38.D	Analyst:	Canonico

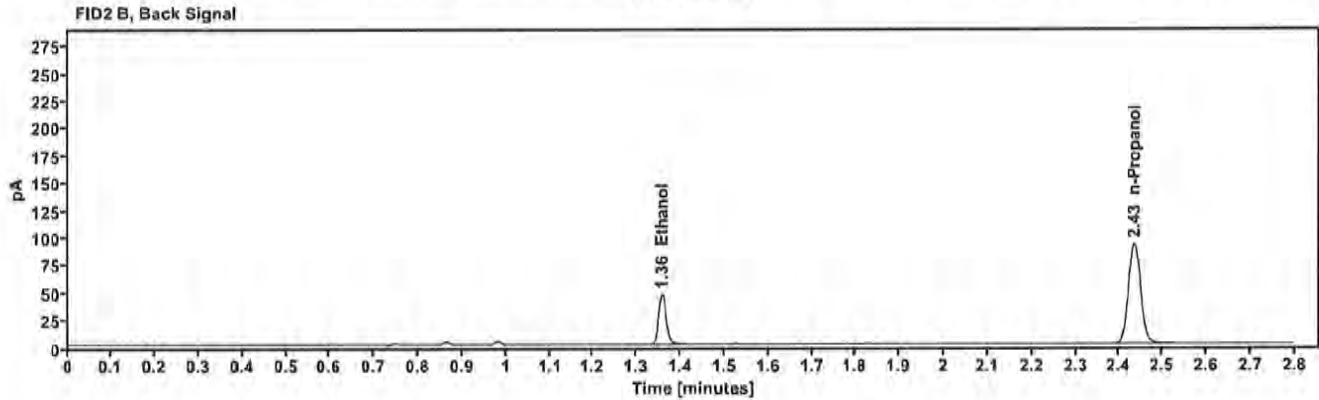
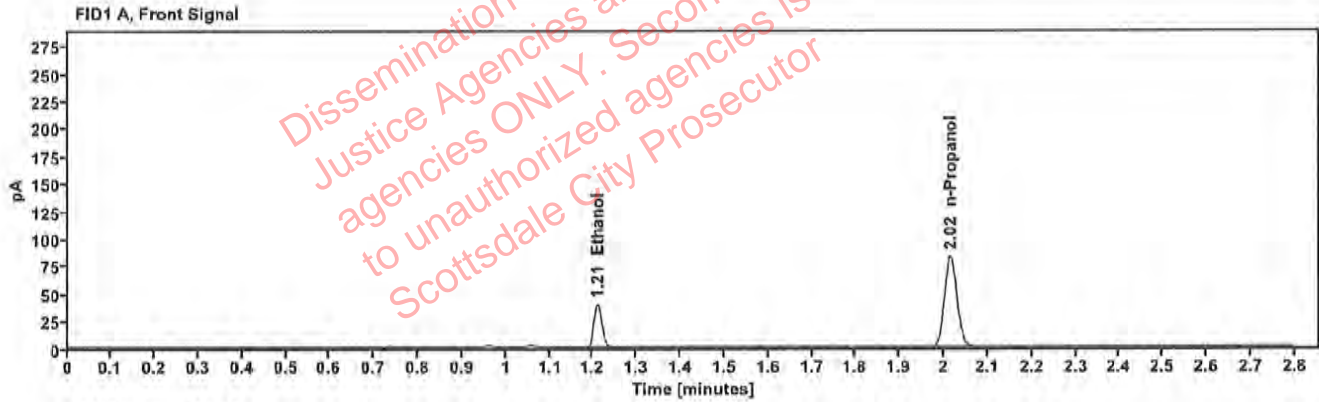


Table 1: FID 1 A (column DB-ALC1)

Compound	Amount (g/100mL)	Time (min)	Peak Area
>Ethanol	0.0803	1.210	50.632
n-Propanol	—	2.015	165.924

Table 2: FID 2 B (column DB-ALC2)

Compound	Time (min)	Peak Area
Ethanol	1.357	55.159
n-Propanol	2.434	181.070

### Scottsdale Police Department Crime Lab Volatiles Analysis

Sample:	2311012-1	Vial:	39
Description:	[REDACTED]	LIMS ID:	[REDACTED]
Method:	ethanol quant.M	Sequence:	01Jun23
Instrument:	US14173023 CN14160045	Injection date:	6/1/2023 1:07:24 PM
Data file:	C:\Chem32\1\Data\01Jun23\39.D	Analyst:	Canonico

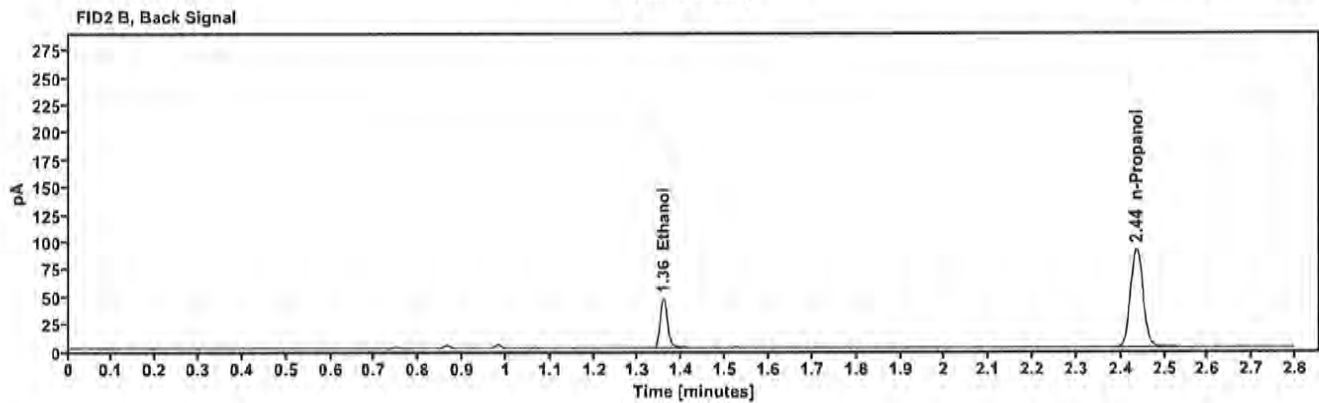
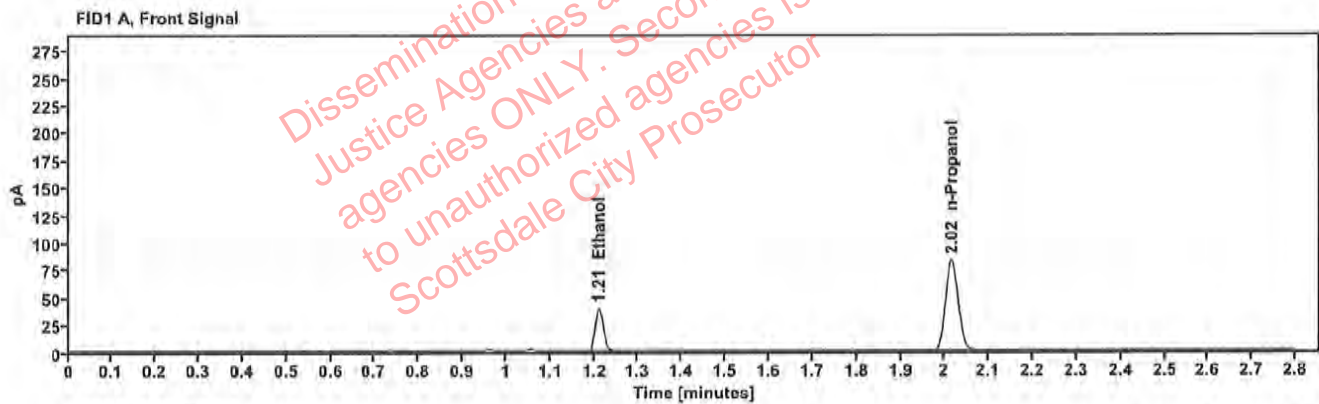


Table 1: FID 1 A (column DB-ALC1)

Compound	Amount (g/100mL)	Time (min)	Peak Area
>Ethanol	0.0803	1.211	50.286
n-Propanol	—	2.016	164.794

Table 2: FID 2 B (column DB-ALC2)

Compound	Time (min)	Peak Area
Ethanol	1.358	54.956
n-Propanol	2.435	179.695

## Scottsdale Police Department Crime Lab Volatiles Analysis

Sample:	2310861-3	Vial:	40
Description:	██	LIMS ID:	████████████████████
Method:	ethanol quant.M	Sequence:	01Jun23
Instrument:	US14173023 CN14160045	Injection date:	6/1/2023 1:11:24 PM
Data file:	C:\Chem32\1\Data\01Jun23\40.D	Analyst:	Canonico

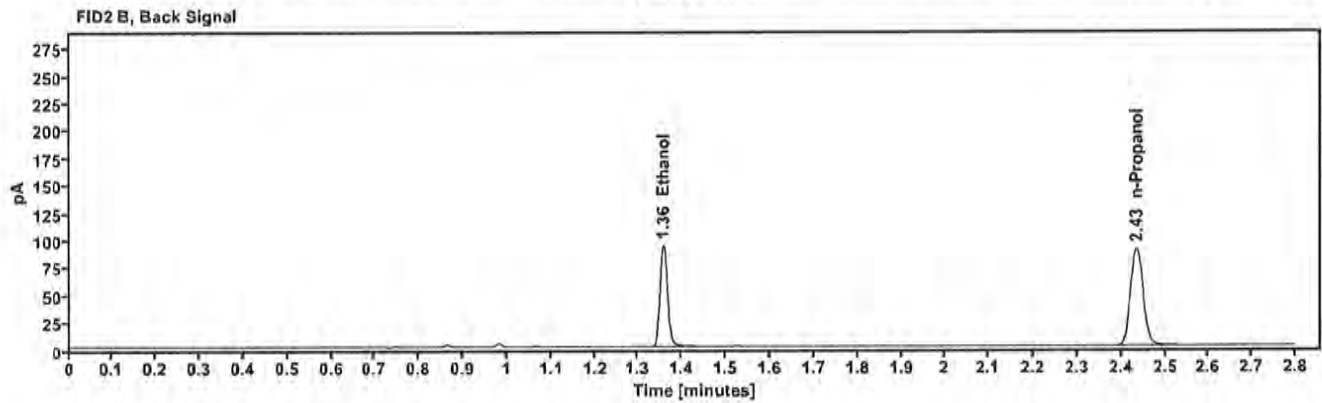
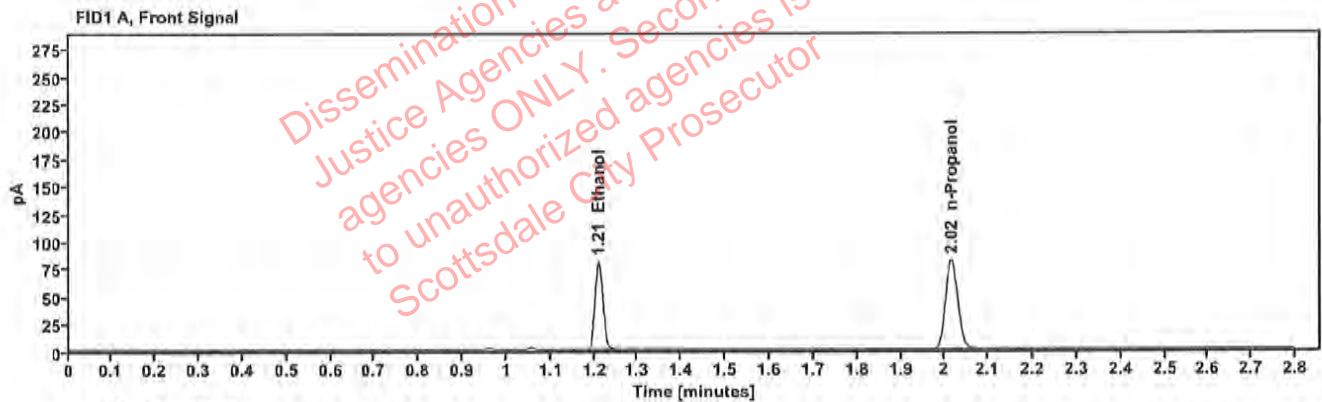


Table 1: FID 1 A (column DB-ALC1)

Compound	Amount (g/100mL)	Time (min)	Peak Area
>Ethanol	0.1658	1.210	103.197
n-Propanol	---	2.015	162.921

Table 2: FID 2 B (column DB-ALC2)

Compound	Time (min)	Peak Area
Ethanol	1.357	113.112
n-Propanol	2.435	177.707

## Scottsdale Police Department Crime Lab Volatiles Analysis

Sample:	2310861-3	Vial:	41
Description:	██████████	LIMS ID:	██████████
Method:	ethanol quant.M	Sequence:	01Jun23
Instrument:	US14173023 CN14160045	Injection date:	6/1/2023 1:15:24 PM
Data file:	C:\Chem32\1\Data\01Jun23\41.D	Analyst:	Canonico

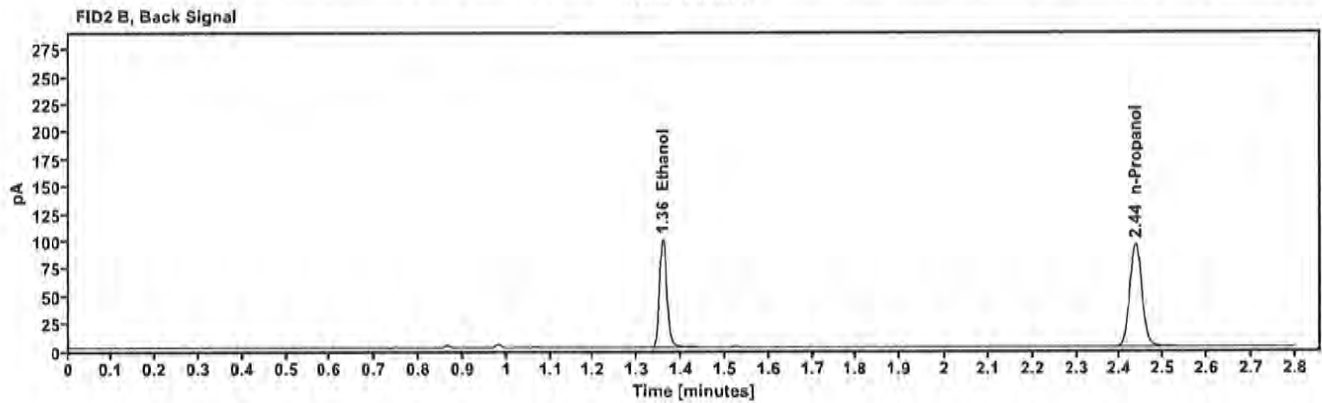
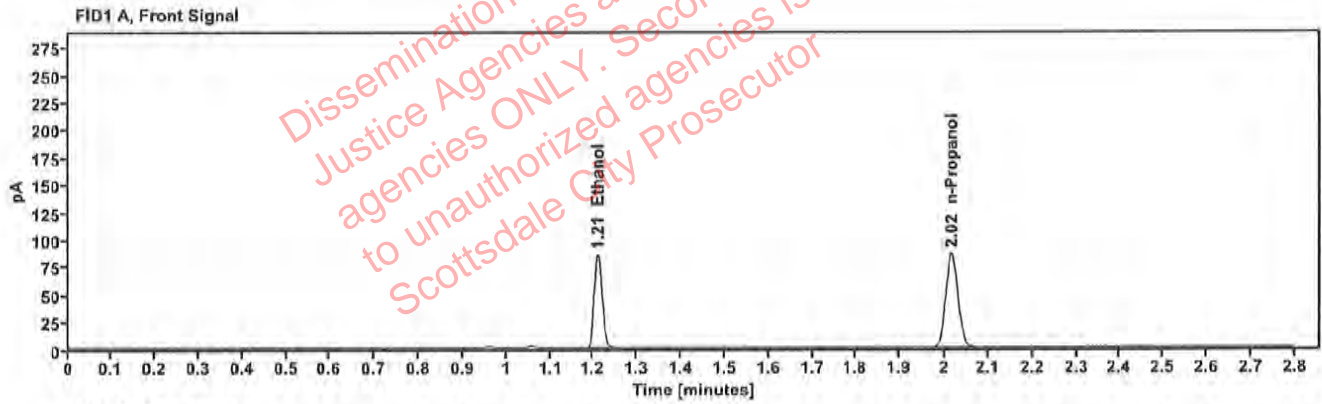


Table 1: FID 1 A (column DB-ALC1)

Compound	Amount (g/100mL)	Time (min)	Peak Area
>Ethanol	0.1668	1.210	108.973
n-Propanol	---	2.016	171.030

Table 2: FID 2 B (column DB-ALC2)

Compound	Time (min)	Peak Area
Ethanol	1.358	119.344
n-Propanol	2.435	186.643

### Scottsdale Police Department Crime Lab Volatiles Analysis

Sample:	2310939-2	Vial:	43
Description:	██████████	LIMS ID:	██████████
Method:	ethanol quant.M	Sequence:	01Jun23
Instrument:	US14173023 CN14160045	Injection date:	6/1/2023 1:23:38 PM
Data file:	C:\Chem32\1\Data\01Jun23\43.D	Analyst:	Canonico

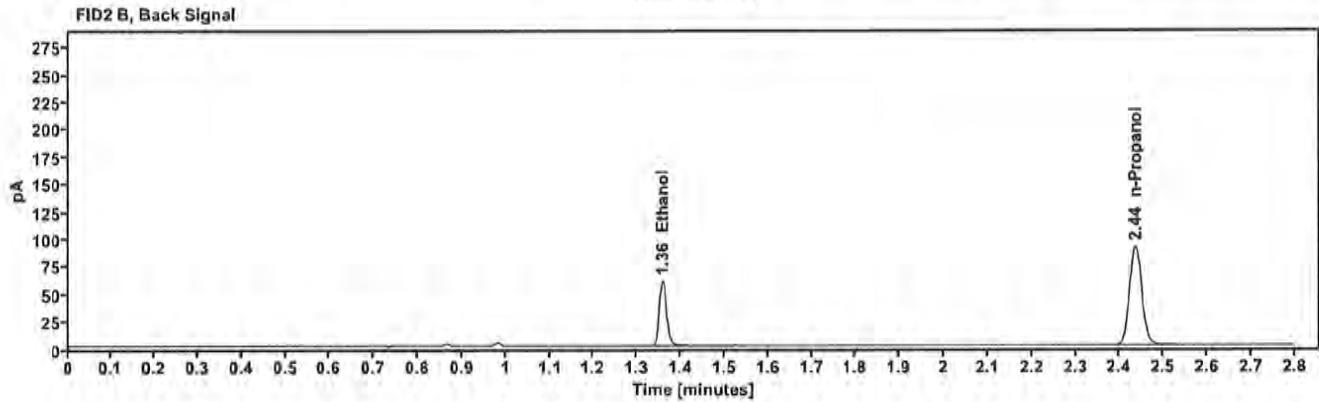
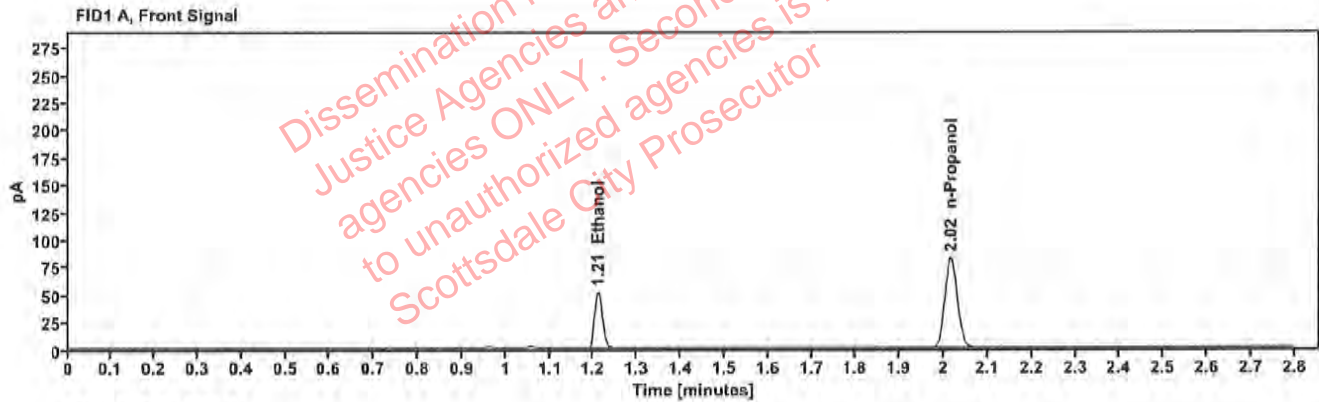


Table 1: FID 1 A (column DB-ALC1)

Compound	Amount (g/100mL)	Time (min)	Peak Area
>Ethanol	0.1049	1.211	65.499
n-Propanol	---	2.016	163.892

Table 2: FID 2 B (column DB-ALC2)

Compound	Time (min)	Peak Area
Ethanol	1.358	71.466
n-Propanol	2.435	178.935

### Scottsdale Police Department Crime Lab Volatiles Analysis

Sample:	2310939-2	Vial:	44
Description:	[REDACTED]	LIMS ID:	[REDACTED]
Method:	ethanol quant.M	Sequence:	01Jun23
Instrument:	US14173023 CN14160045	Injection date:	6/1/2023 1:27:39 PM
Data file:	C:\Chem32\1\Data\01Jun23\44.D	Analyst:	Canonico

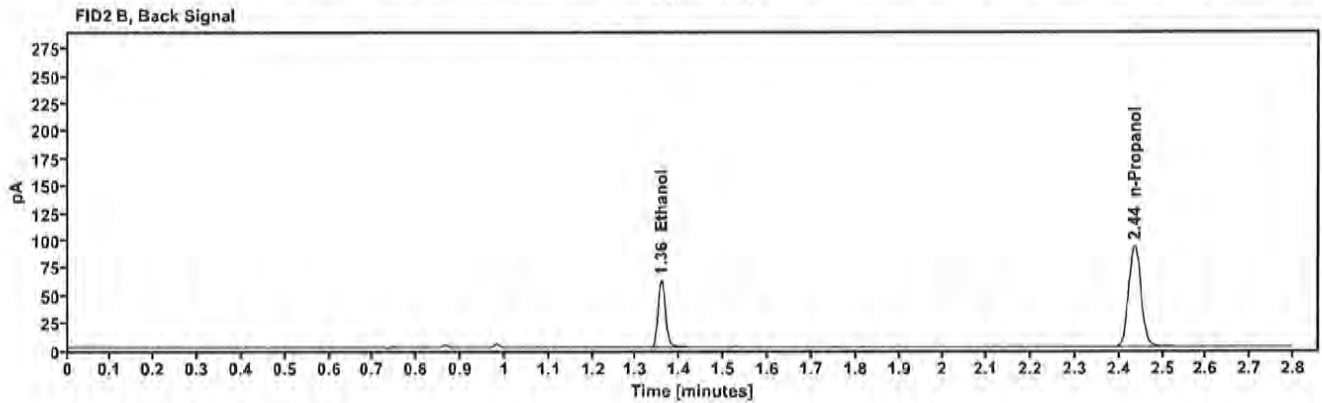
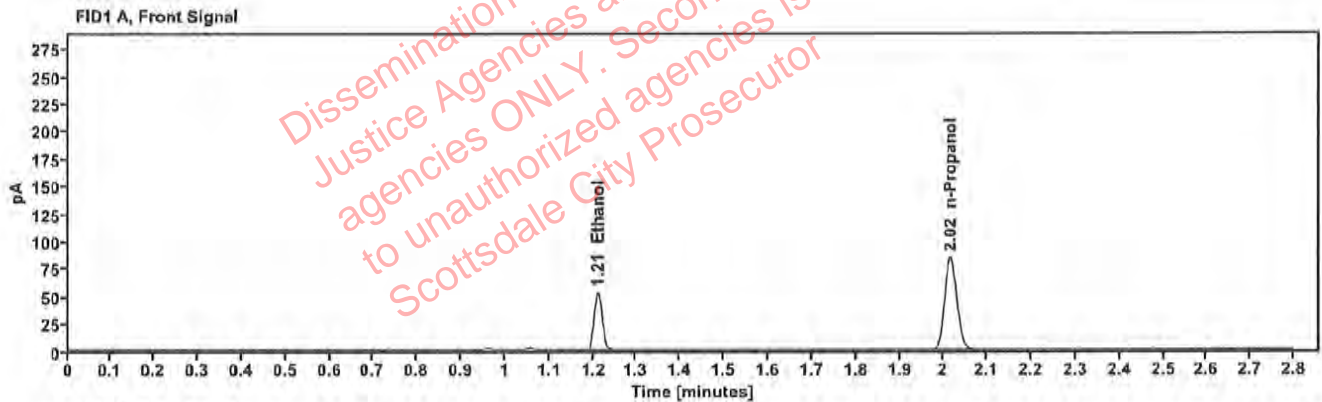


Table 1: FID 1 A (column DB-ALC1)

Compound	Amount (g/100mL)	Time (min)	Peak Area
>Ethanol	0.1061	1.211	67.669
n-Propanol	---	2.016	167.482

Table 2: FID 2 B (column DB-ALC2)

Compound	Time (min)	Peak Area
Ethanol	1.358	73.770
n-Propanol	2.435	182.838

### Scottsdale Police Department Crime Lab Volatiles Analysis

Sample:	2222368-2	Vial:	45
Description:	[REDACTED]	LIMS ID:	[REDACTED]
Method:	ethanol quant.M	Sequence:	01Jun23
Instrument:	US14173023 CN14160045	Injection date:	6/1/2023 1:31:39 PM
Data file:	C:\Chem32\1\Data\01Jun23\45.D	Analyst:	Canonico

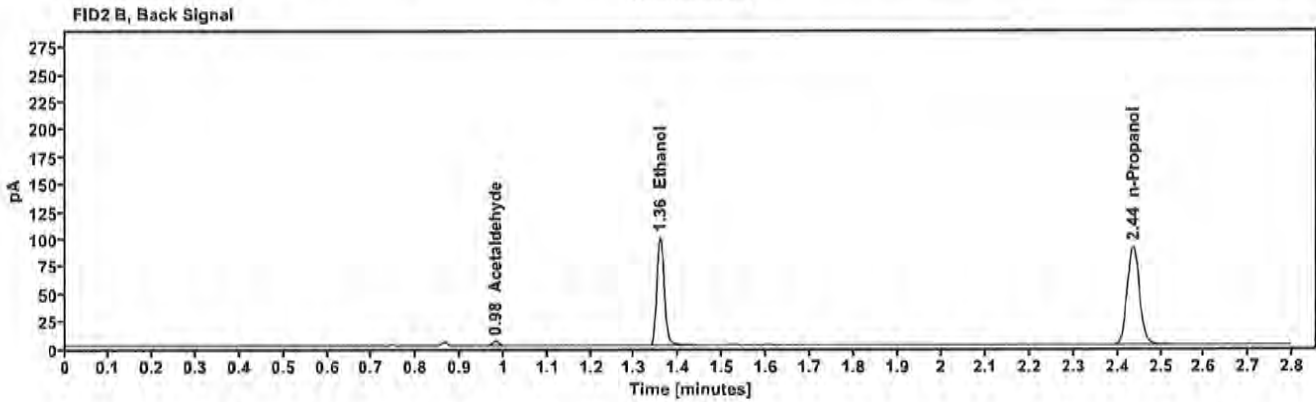
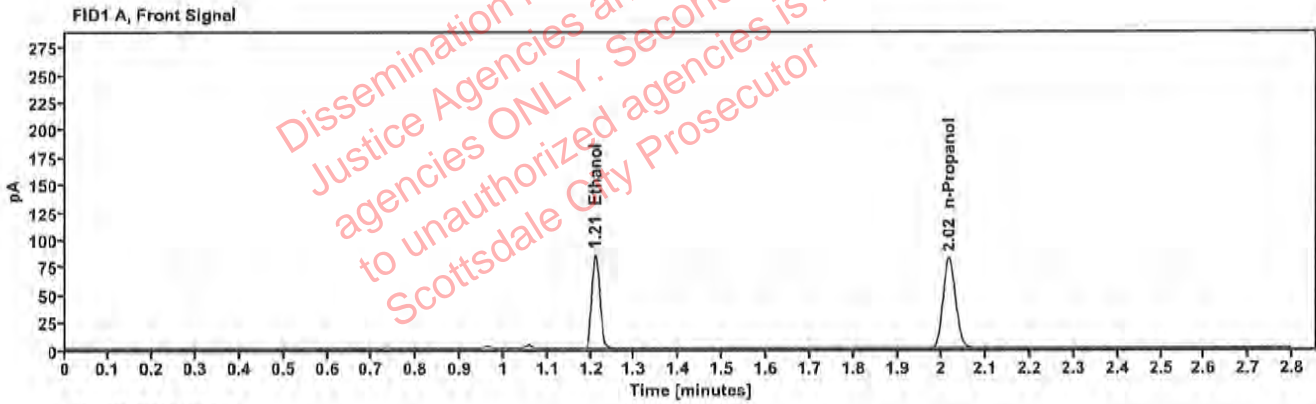


Table 1: FID 1 A (column DB-ALC1)

Compound	Amount (g/100mL)	Time (min)	Peak Area
>Ethanol	0.1750	1.210	109.306
n-Propanol	—	2.016	163.479

Table 2: FID 2 B (column DB-ALC2)

Compound	Time (min)	Peak Area
Acetaldehyde	0.981	4.000
Ethanol	1.358	119.710
n-Propanol	2.435	178.375

[REDACTED] : Canonico, Erika - (02-Jun-2023)

Case: [REDACTED] User: ecanonico 6/2/2023

### Scottsdale Police Department Crime Lab Volatiles Analysis

Sample:	2222368-2	Vial:	46
Description:	[REDACTED]	LIMS ID:	[REDACTED]
Method:	ethanol quant.M	Sequence:	01Jun23
Instrument:	US14173023 CN14160045	Injection date:	6/1/2023 1:35:39 PM
Data file:	C:\Chem32\1\Data\01Jun23\46.D	Analyst:	Canonico

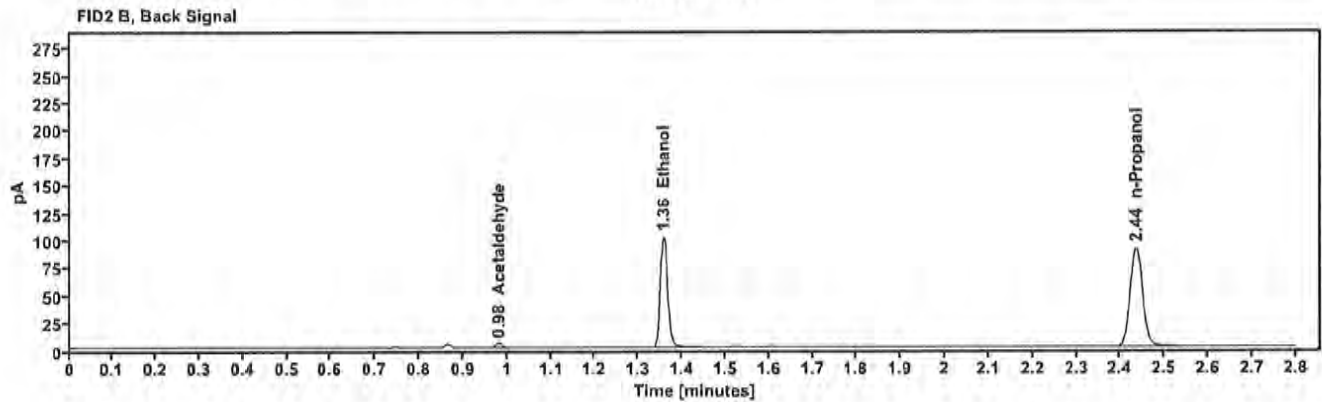
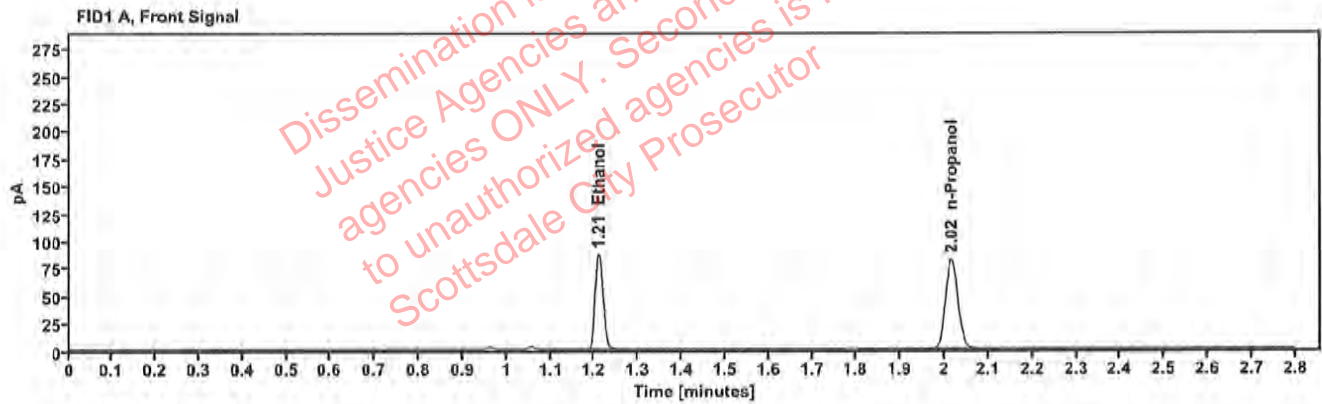


Table 1: FID 1 A (column DB-ALC1)

Compound	Amount (g/100mL)	Time (min)	Peak Area
>Ethanol	0.1775	1.210	111.158
n-Propanol	-----	2.016	163.897

Table 2: FID 2 B (column DB-ALC2)

Compound	Time (min)	Peak Area
Acetaldehyde	0.981	3.852
Ethanol	1.357	121.874
n-Propanol	2.435	178.821



Case: [REDACTED]: Canonico, Erika - (02-Jun-2023)

User: ecanonico 6/2/2023

### Scottsdale Police Department Crime Lab Volatiles Analysis

Sample:	2309750-2	Vial:	47
Description:	[REDACTED]	LIMS ID:	[REDACTED]
Method:	ethanol quant.M	Sequence:	01Jun23
Instrument:	US14173023 CN14160045	Injection date:	6/1/2023 1:39:39 PM
Data file:	C:\Chem32\1\Data\01Jun23\47.D	Analyst:	Canonico

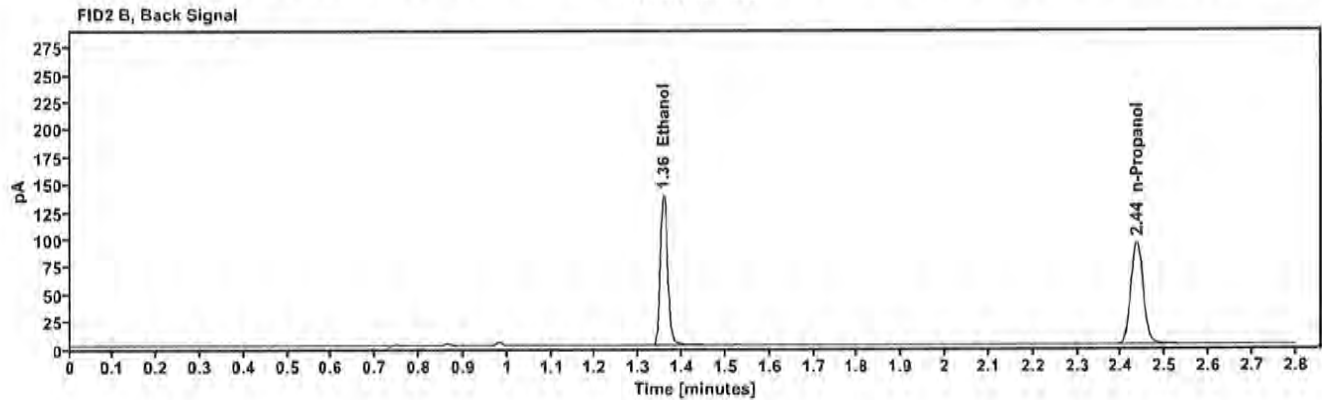
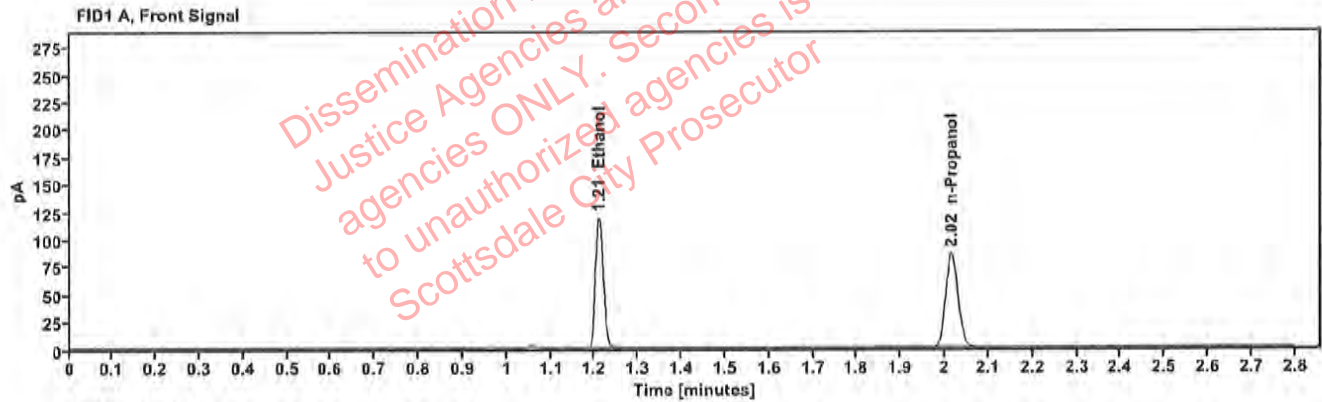


Table 1: FID 1 A (column DB-ALC1)

Compound	Amount (g/100mL)	Time (min)	Peak Area
>Ethanol	0.2323	1.210	151.441
n-Propanol	—	2.016	170.427

Table 2: FID 2 B (column DB-ALC2)

Compound	Time (min)	Peak Area
Ethanol	1.357	166.246
n-Propanol	2.435	185.916

### Scottsdale Police Department Crime Lab Volatiles Analysis

Sample:	2309750-2	Vial:	48
Description:	[REDACTED]	LIMS ID:	[REDACTED]
Method:	ethanol quant.M	Sequence:	01Jun23
Instrument:	US14173023 CN14160045	Injection date:	6/1/2023 1:43:39 PM
Data file:	C:\Chem32\1\Data\01Jun23\48.D	Analyst:	Canonico

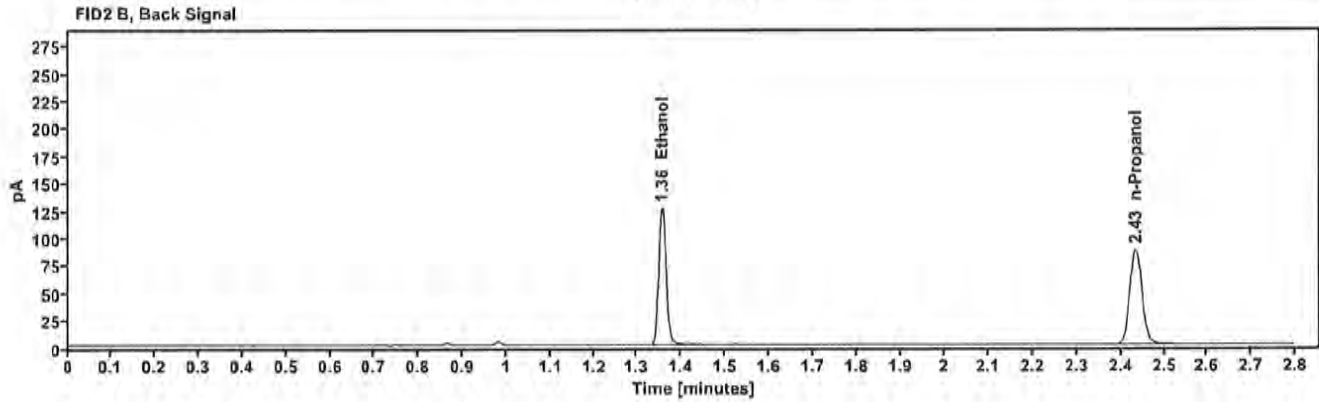
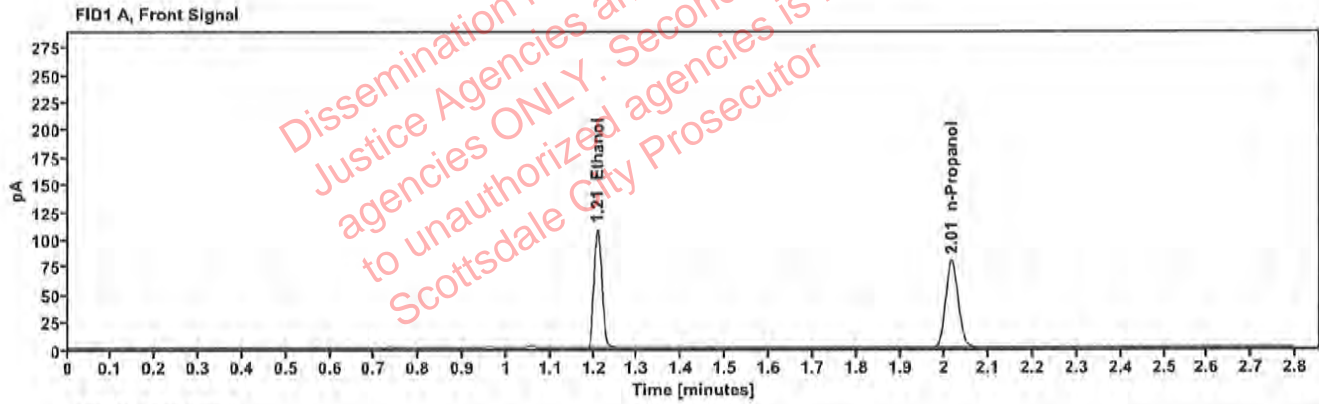


Table 1: FID 1 A (column DB-ALC1)

Compound	Amount (g/100mL)	Time (min)	Peak Area
>Ethanol	0.2279	1.209	137.552
n-Propanol	---	2.015	157.752

Table 2: FID 2 B (column DB-ALC2)

Compound	Time (min)	Peak Area
Ethanol	1.356	151.029
n-Propanol	2.434	172.132

### Scottsdale Police Department Crime Lab Volatiles Analysis

Sample:	2311075-3	Vial:	49
Description:	[REDACTED]	LIMS ID:	[REDACTED]
Method:	ethanol quant.M	Sequence:	01Jun23
Instrument:	US14173023 CN14160045	Injection date:	6/1/2023 1:47:54 PM
Data file:	C:\Chem32\1\Data\01Jun23\49.D	Analyst:	Canonico

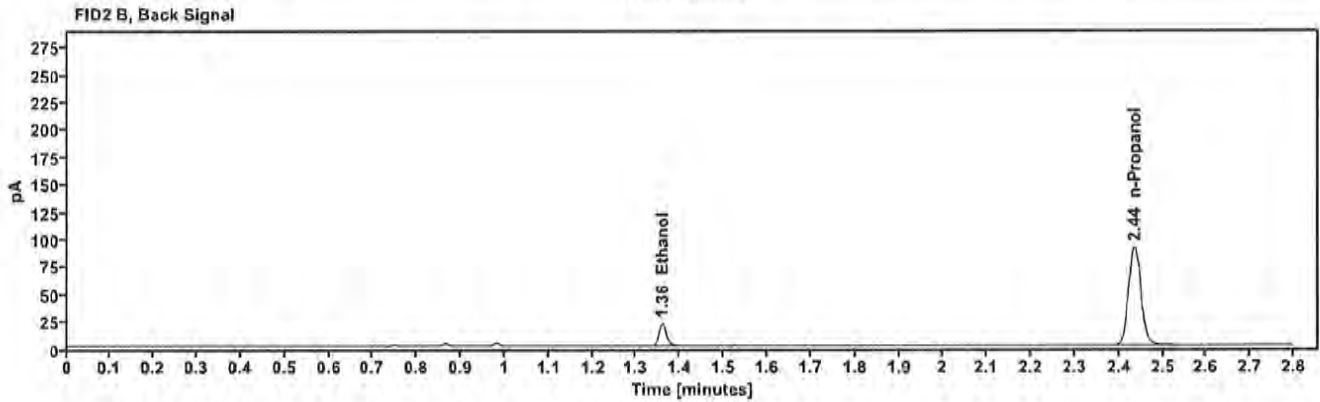
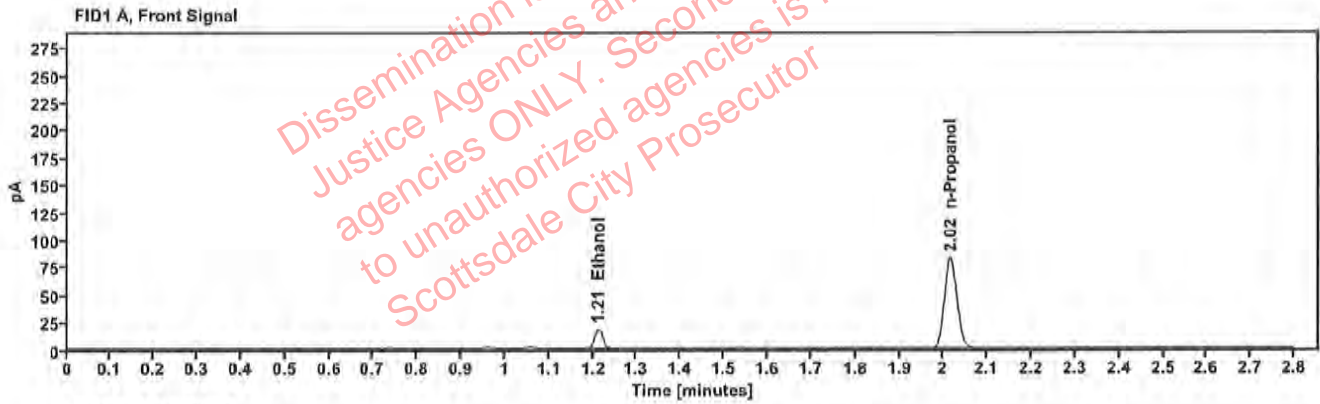


Table 1: FID 1 A (column DB-ALC1)

Compound	Amount (g/100mL)	Time (min)	Peak Area
>Ethanol	0.0375	1.212	23.101
n-Propanol	---	2.016	164.384

Table 2: FID 2 B (column DB-ALC2)

Compound	Time (min)	Peak Area
Ethanol	1.359	25.579
n-Propanol	2.435	179.286

### Scottsdale Police Department Crime Lab Volatiles Analysis

Sample:	2311075-3	Vial:	50
Description:	[REDACTED]	LIMS ID:	[REDACTED]
Method:	ethanol quant.M	Sequence:	01Jun23
Instrument:	US14173023 CN14160045	Injection date:	6/1/2023 1:51:54 PM
Data file:	C:\Chem32\1\Data\01Jun23\50.D	Analyst:	Canonico

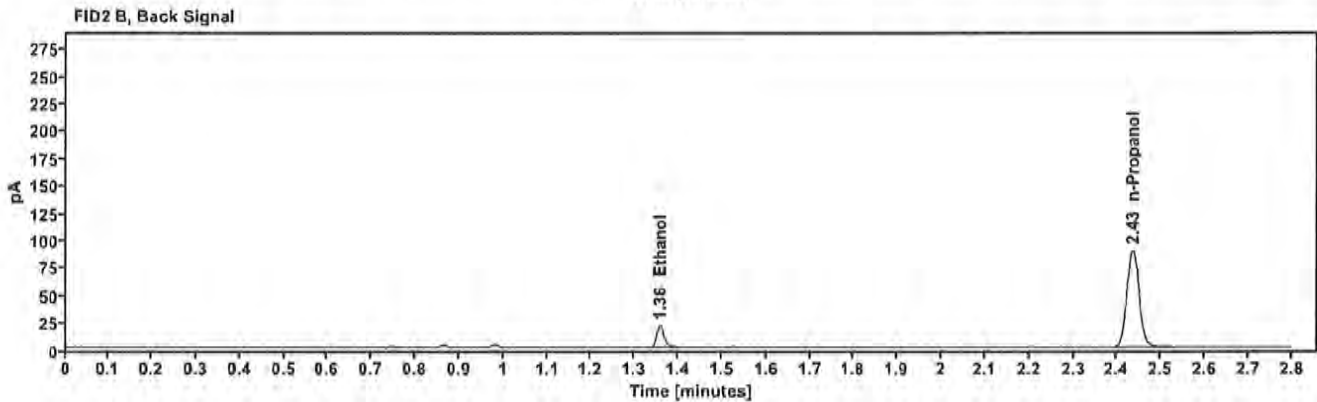
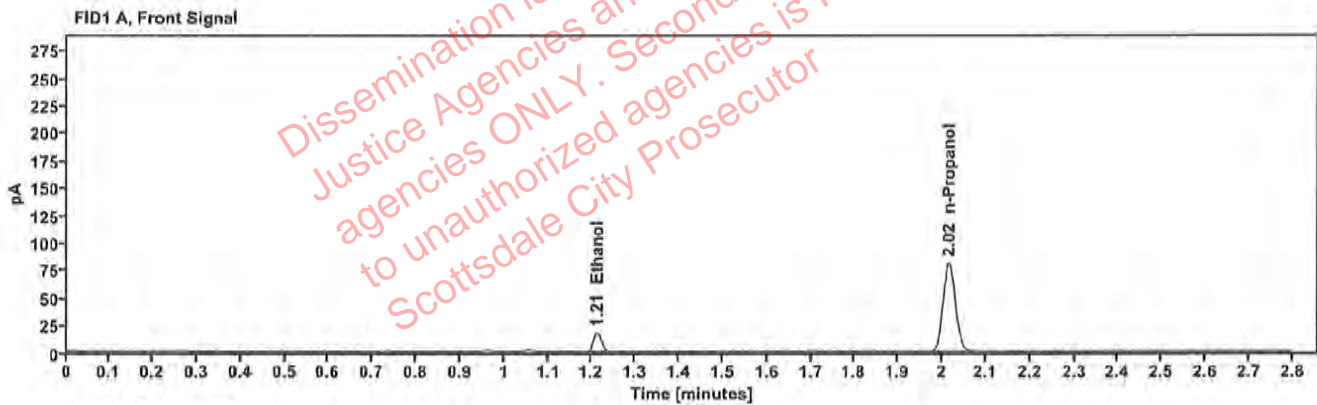


Table 1: FID 1 A (column DB-ALC1)

Compound	Amount (g/100mL)	Time (min)	Peak Area
>Ethanol	0.0373	1.212	22.619
n-Propanol	—	2.015	161.783

Table 2: FID 2 B (column DB-ALC2)

Compound	Time (min)	Peak Area
Ethanol	1.358	25.069
n-Propanol	2.435	176.397

### Scottsdale Police Department Crime Lab Volatiles Analysis

Sample:	2311084-1	Vial:	51
Description:	[REDACTED]	LIMS ID:	[REDACTED]
Method:	ethanol quant.M	Sequence:	01Jun23
Instrument:	US14173023 CN14160045	Injection date:	6/1/2023 1:55:54 PM
Data file:	C:\Chem32\1\Data\01Jun23\51.D	Analyst:	Canonico

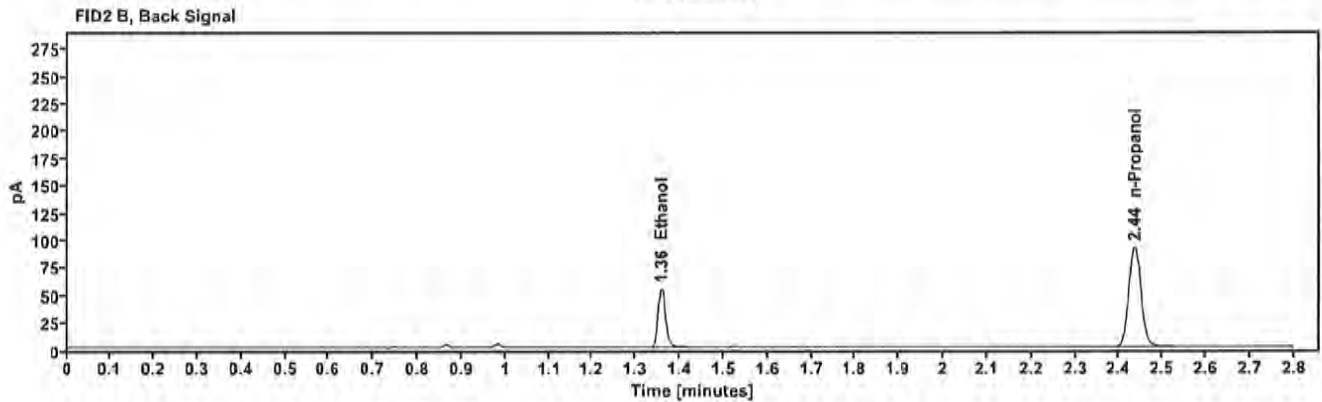
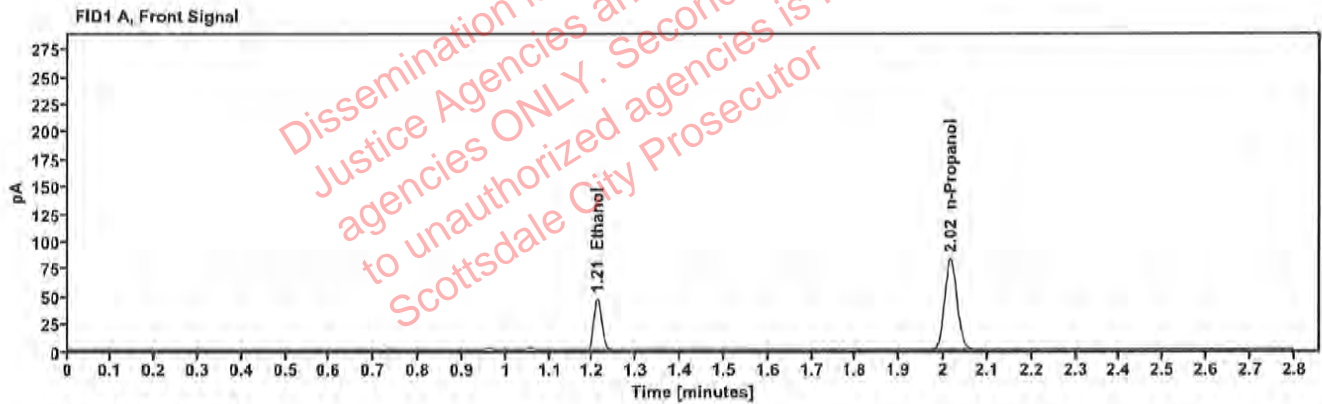


Table 1: FID 1 A (column DB-ALC1)

Compound	Amount (g/100mL)	Time (min)	Peak Area
>Ethanol	0.0947	1.211	59.730
n-Propanol	---	2.016	165.790

Table 2: FID 2 B (column DB-ALC2)

Compound	Time (min)	Peak Area
Ethanol	1.358	65.103
n-Propanol	2.435	180.810

### Scottsdale Police Department Crime Lab Volatiles Analysis

Sample:	2311084-1	Vial:	52
Description:	[REDACTED]	LIMS ID:	[REDACTED]
Method:	ethanol quant.M	Sequence:	01Jun23
Instrument:	US14173023 CN14160045	Injection date:	6/1/2023 1:59:53 PM
Data file:	C:\Chem32\1\Data\01Jun23\52.D	Analyst:	Canonico

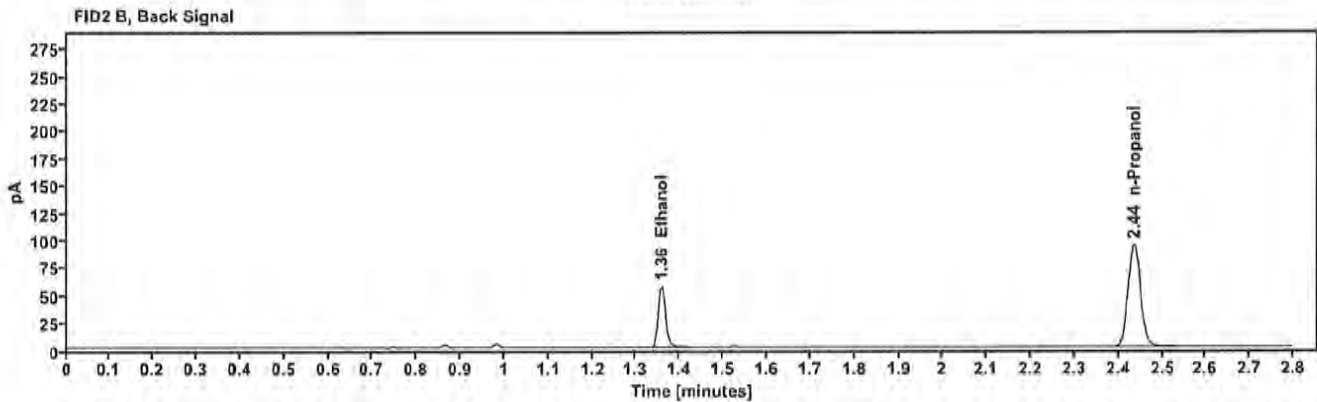
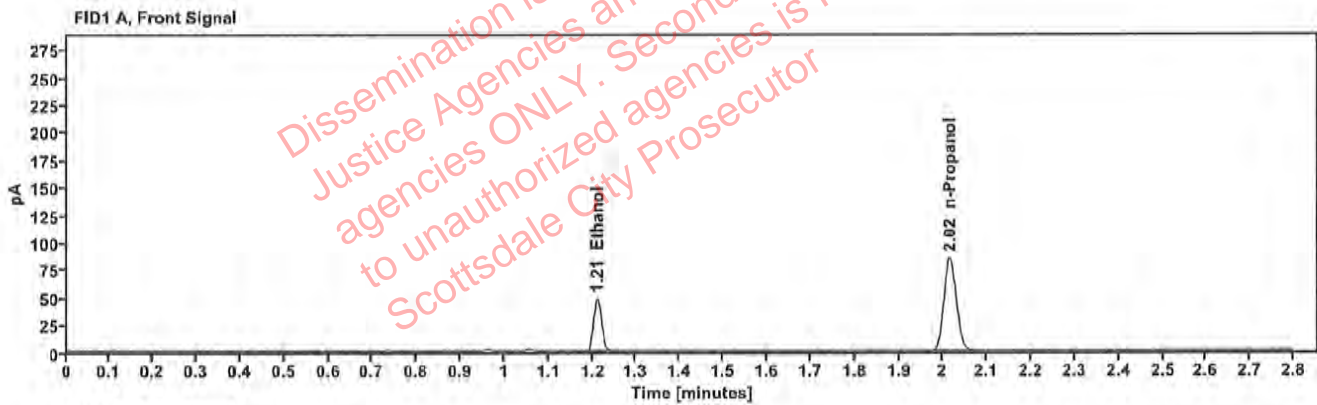


Table 1: FID 1 A (column DB-ALC1)

Compound	Amount (g/100mL)	Time (min)	Peak Area
>Ethanol	0.0959	1.211	61.881
n-Propanol	---	2.016	169.601

Table 2: FID 2 B (column DB-ALC2)

Compound	Time (min)	Peak Area
Ethanol	1.358	67.589
n-Propanol	2.435	185.026