

SCOTTSDALE POLICE DEPARTMENT CRIME LABORATORY BLOOD ALCOHOL FACE SHEET

ANALYSIS DATE 6/6/23 SEQUENCE NAME 06Jun23

EQUIPMENT

Pipettor Hamilton ML600EH7497 Hamilton ML600GJ10749
 Gas Chromatograph Agilent US14173023

INSTRUMENT CALIBRATION

Vial 1 0.02 calibrator Lot FN10051909 Coefficient of determination (r²)
 Vial 2 0.10 calibrator Lot FN05311902 0.99994
 Vial 3 0.20 calibrator Lot FN02052101
 Vial 4 0.40 calibrator Lot FN03052102

CALIBRATION VERIFICATION AND RESOLUTION TEST


Vial	Sample	Expected result	Measured result	Manufacturer/lot
5	Blank	Not detected	Not detected	SPD lab 011823WB
6	Volatiles mix	6 compounds	6 compounds	SPD lab 050721MIX
7	Aqueous control	0.400 g/dL	0.407 g/dL	Lipomed 30012020-A
8	Aqueous control	0.040 g/dL	0.041 g/dL	Lipomed 14082019-B
9	Blood control	0.199 g/dL	0.202 g/dL	ACQ 4110320133/10
20	Aqueous control	0.080 g/dL	0.080 g/dL	Lipomed 20012020-B
31	Blood control	0.199 g/dL	0.203 g/dL	ACQ 4110320133/10
42	Aqueous control	0.080 g/dL	0.080 g/dL	Lipomed 20012020-B
53	Aqueous control	0.400 g/dL	0.401 g/dL	Lipomed 30012020-A
54	Aqueous control	0.040 g/dL	0.041 g/dL	Lipomed 14082019-B
55	Blood control	0.199 g/dL	0.203 g/dL	ACQ 4110320133/10
56	Blank	Not detected	Not detected	SPD lab 031623AQ

SUBJECT SAMPLES

Subjects in the sequence 16 Subjects requiring reanalysis 0

ADDITIONAL NOTES: All testing proceeded as expected. The run also included four proficiency samples.

Run valid
 Run invalid


 Analyst

Run valid
 Run invalid


 Technical Reviewer

Scottsdale Police Department Crime Laboratory Sequence Quality Assurance Summary

PB

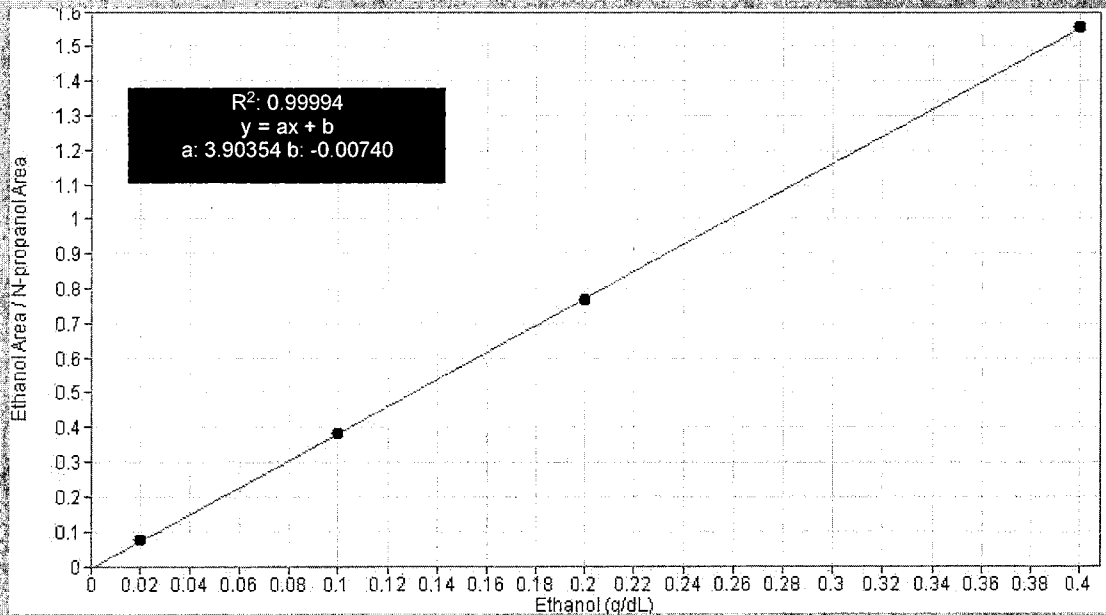
SEQUENCE NAME: 06Jun23

ANALYST: Brooke

Sample Name	Vial	Measured Value (g/dL)	Expected Value (g/dL)	Percent Difference	Absolute Difference (g/dL)
blank 011823WB	5	negative	negative	-	-
0.400 30012020-A	7	0.407	0.400	1.75	0.007
0.040 14082019-B	8	0.041	0.040	2.50	0.001
0.199 4110320133/10	9	0.202	0.199	1.51	0.003
0.080 20012020-B	20	0.080	0.080	0.00	0.000
0.199 4110320133/10	31	0.203	0.199	2.01	0.004
0.080 20012020-B	42	0.080	0.080	0.00	0.000
0.400 30012020-A	53	0.401	0.400	0.25	0.001
0.040 14082019-B	54	0.041	0.040	2.50	0.001
0.199 4110320133/10	55	0.203	0.199	2.01	0.004
blank 031623AQ	56	negative	negative	-	-

Calibrator	Ethanol Area	N-propanol Area	Ratio
0.020	11.850	157.733	0.075
0.100	59.689	156.487	0.381
0.200	118.029	153.860	0.767
0.400	240.794	154.626	1.557

Calibration Line



Scottsdale Police Department Crime Lab Volatiles Analysis

Sample: FN10051909	Vial: 1
Description: 0.020 calibrator	Sequence: 06Jun23
Method: ethanol quant.M	Injection date: 6/6/2023 1:09:33 PM
Instrument: US14173023 CN14160045	Analyst: Brooke <i>FB</i>
Data file: C:\Chem32\1\Data\06Jun23\1.D	

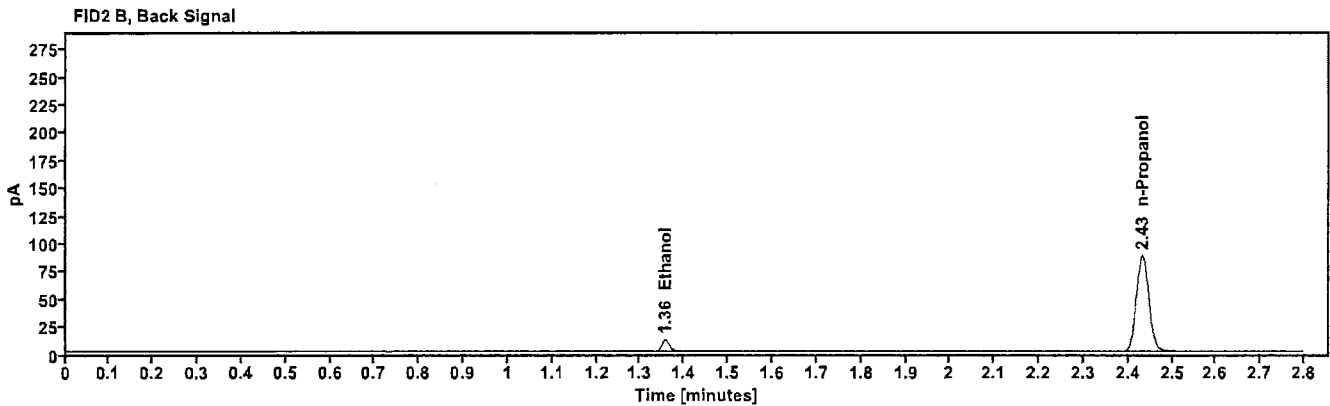
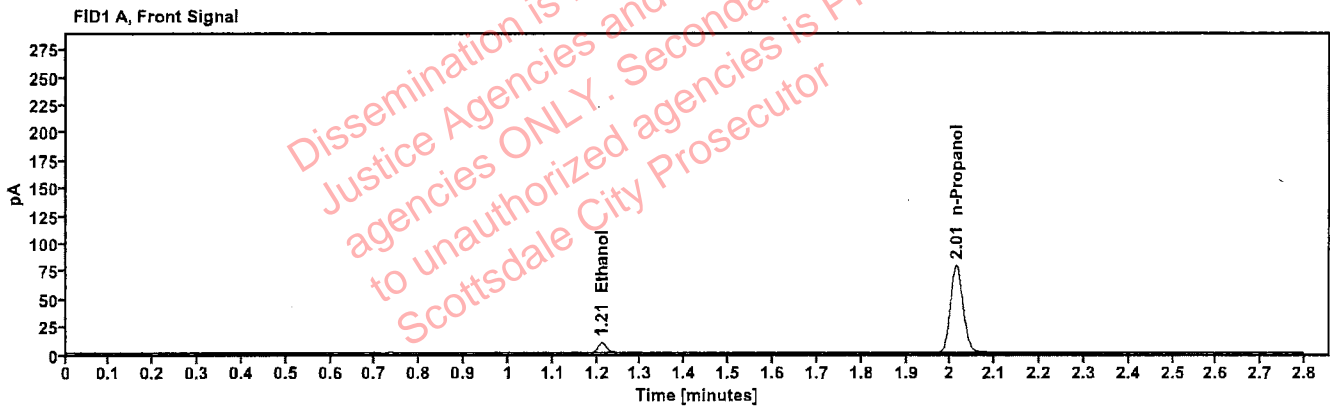


Table 1: FID 1 A (column DB-ALC1)

Compound	Time (min)	Peak Area
Ethanol	1.211	11.850
n-Propanol	2.014	157.733

Table 2: FID 2 B (column DB-ALC2)

Compound	Time (min)	Peak Area
Ethanol	1.356	12.823
n-Propanol	2.432	171.199

Scottsdale Police Department Crime Lab Volatiles Analysis

Sample: FN05311902	Vial: 2
Description: 0.100 calibrator	Sequence: 06Jun23
Method: ethanol quant.M	Injection date: 6/6/2023 1:13:33 PM
Instrument: US14173023 CN14160045	Analyst: Brooke RB
Data file: C:\Chem32\1\Data\06Jun23\2.D	

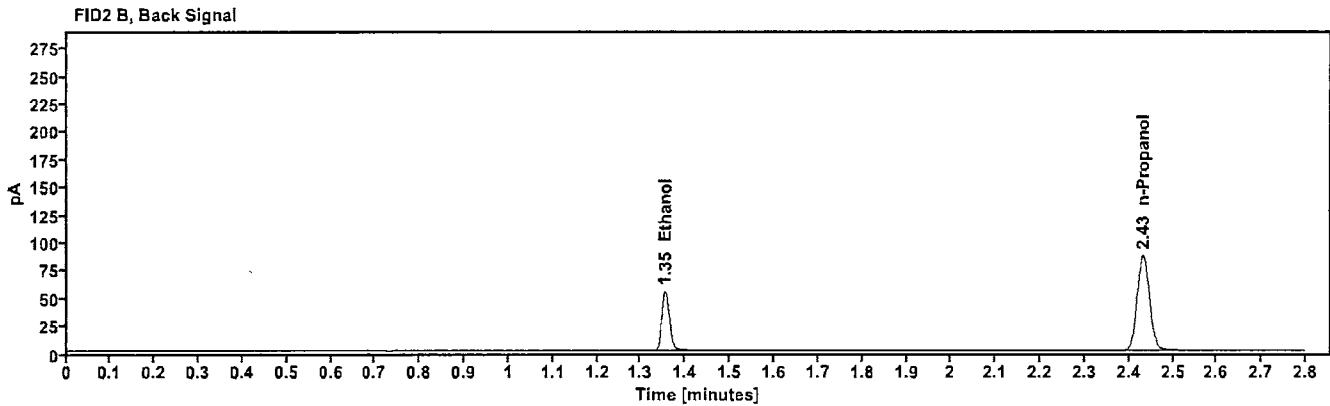
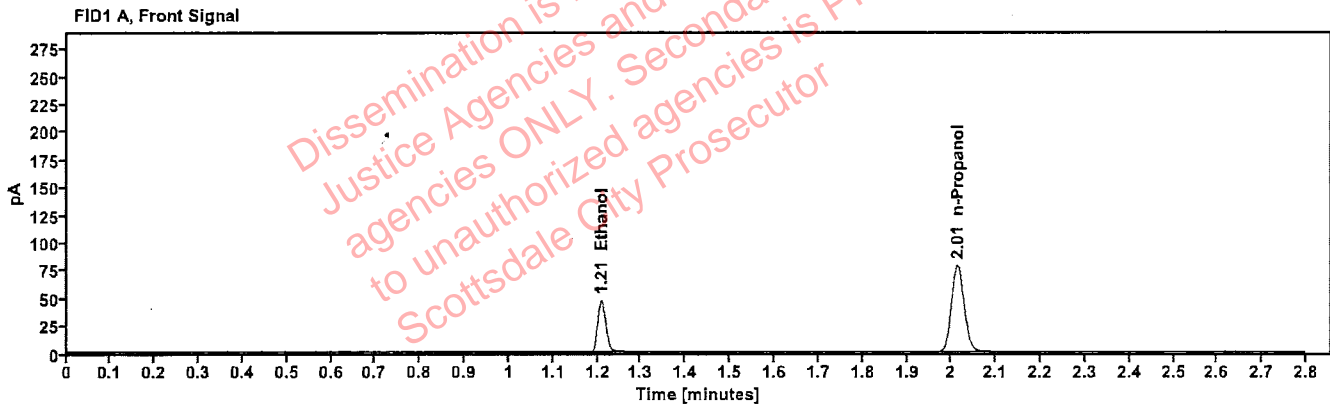


Table 1: FID 1 A (column DB-ALC1)

Compound	Time (min)	Peak Area
Ethanol	1.209	59.689
n-Propanol	2.014	156.487

Table 2: FID 2 B (column DB-ALC2)

Compound	Time (min)	Peak Area
Ethanol	1.355	64.952
n-Propanol	2.432	170.054

Scottsdale Police Department Crime Lab Volatiles Analysis

Sample: FN02052101	Vial: 3
Description: 0.200 calibrator	Sequence: 06Jun23
Method: ethanol quant.M	Injection date: 6/6/2023 1:17:32 PM
Instrument: US14173023 CN14160045	Analyst: Brooke PS
Data file: C:\Chem32\1\Data\06Jun23\3.D	

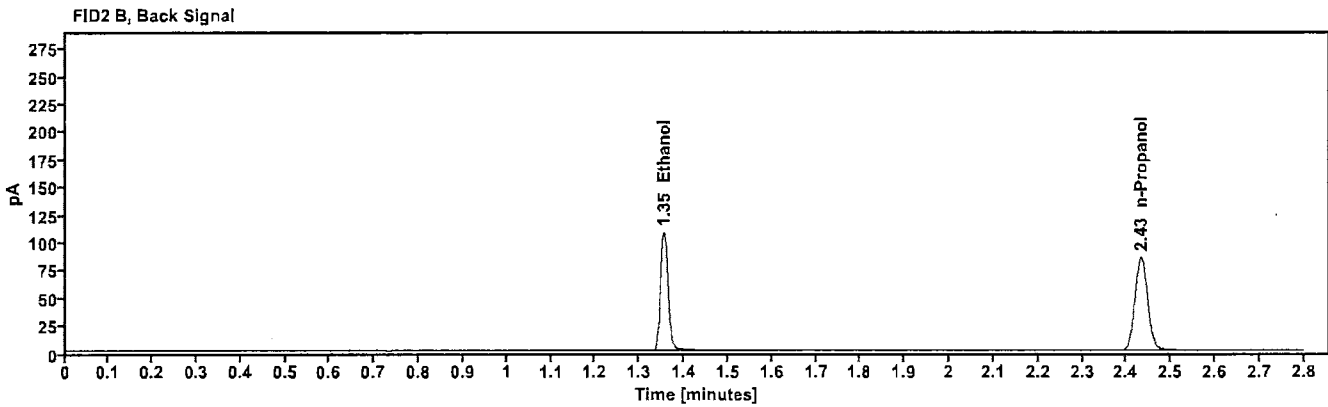
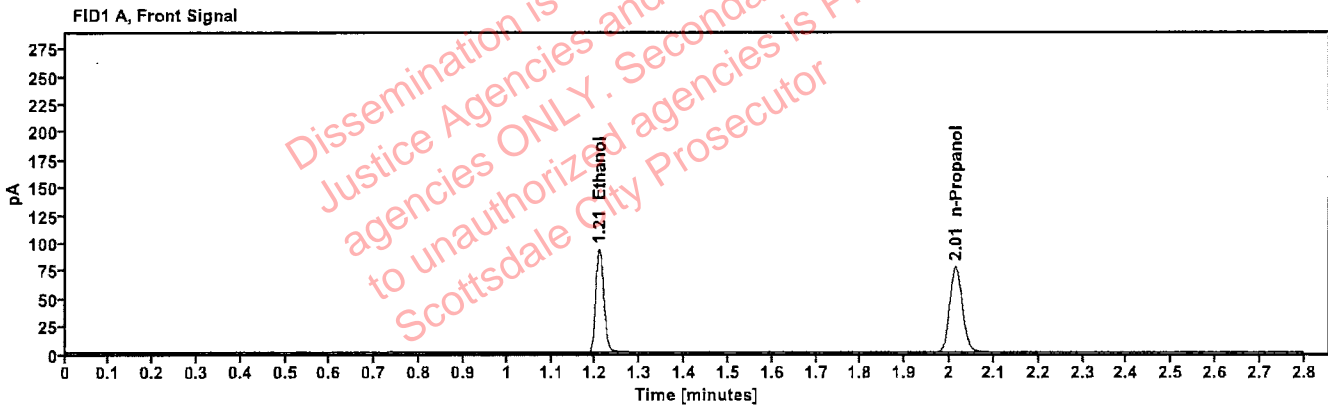


Table 1: FID 1 A (column DB-ALC1)

Compound	Time (min)	Peak Area
Ethanol	1.208	118.029
n-Propanol	2.014	153.860

Table 2: FID 2 B (column DB-ALC2)

Compound	Time (min)	Peak Area
Ethanol	1.354	128.633
n-Propanol	2.432	167.335

Scottsdale Police Department Crime Lab Volatiles Analysis

Sample: FN03052102	Vial: 4
Description: 0.400 calibrator	Sequence: 06Jun23
Method: ethanol quant.M	Injection date: 6/6/2023 1:21:32 PM
Instrument: US14173023 CN14160045	Analyst: Brooke <i>AB</i>
Data file: C:\Chem32\1\Data\06Jun23\4.D	

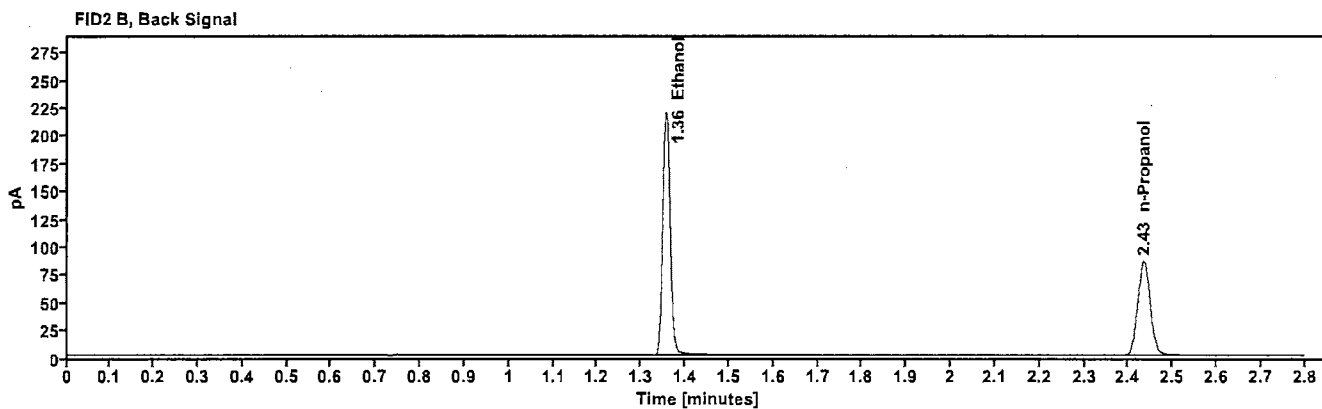
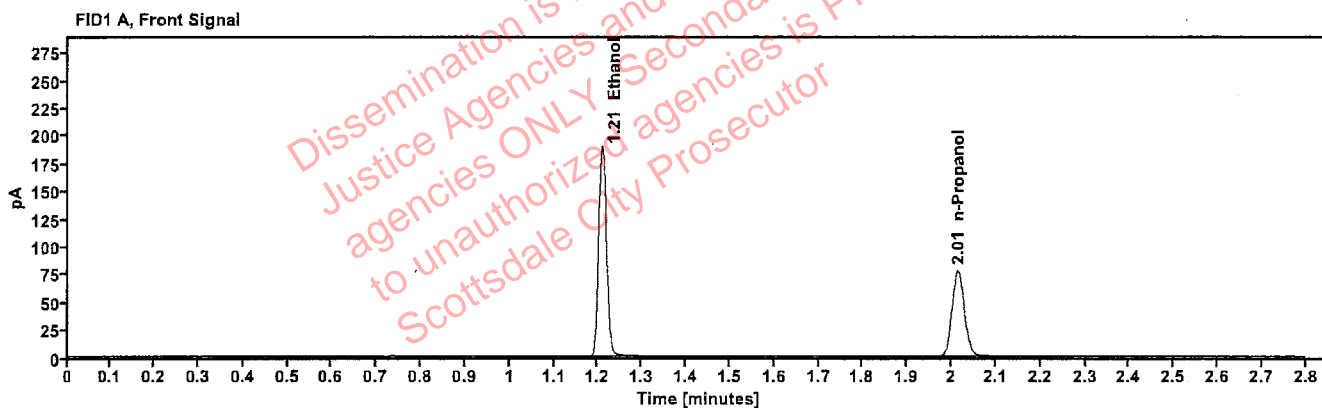


Table 1: FID 1 A (column DB-ALC1)

Compound	Time (min)	Peak Area
Ethanol	1.209	240.794
n-Propanol	2.015	154.626

Table 2: FID 2 B (column DB-ALC2)

Compound	Time (min)	Peak Area
Ethanol	1.356	264.112
n-Propanol	2.434	168.257

Scottsdale Police Department Crime Lab Volatiles Analysis

Sample: 011823WB	Vial: 5
Description: Negative	LIMS ID:
Method: ethanol quant.M	Sequence: 06Jun23
Instrument: US14173023 CN14160045	Injection date: 6/6/2023 1:25:33 PM
Data file: C:\Chem32\1\Data\06Jun23\5.D	Analyst: Brooke

PB

Dissemination is restricted to Criminal Justice Agencies and authorized agencies ONLY. Secondary dissemination to unauthorized agencies is PROHIBITED. Scottsdale City Prosecutor

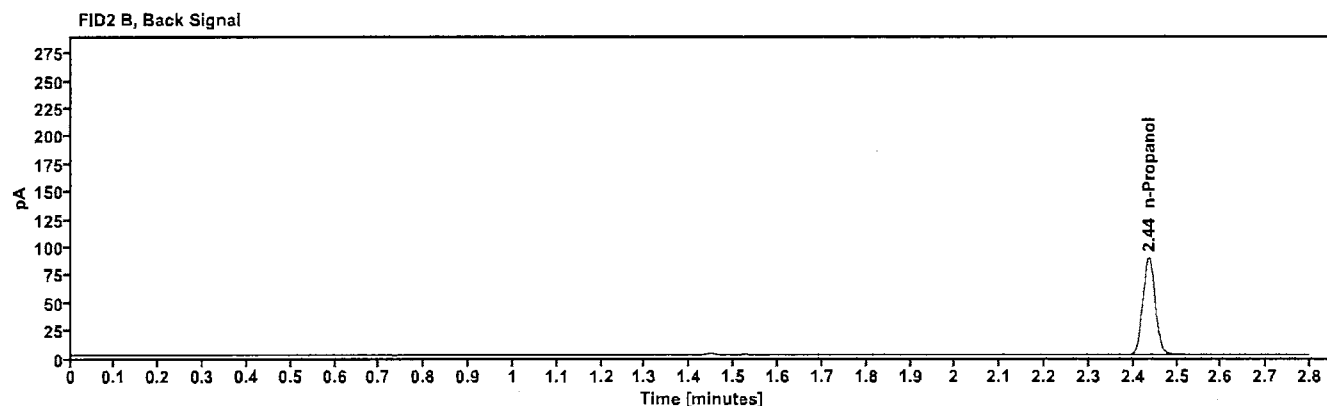
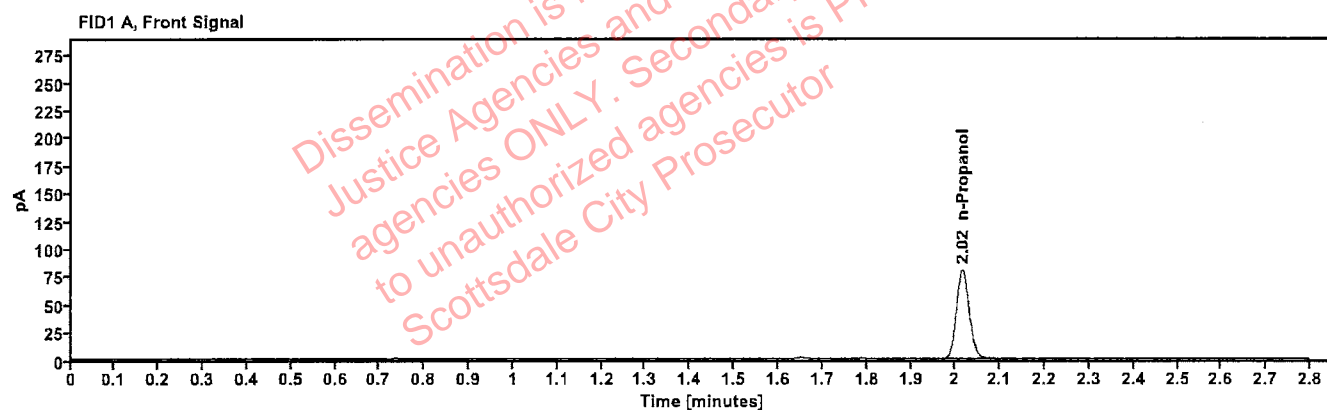


Table 1: FID 1 A (column DB-ALC1)

Compound	Amount (g/100mL)	Time (min)	Peak Area
n-Propanol	----	2.016	159.753

Table 2: FID 2 B (column DB-ALC2)

Compound	Time (min)	Peak Area
n-Propanol	2.435	173.839

Scottsdale Police Department Crime Lab Volatiles Analysis

Sample: 050721MIX	Vial: 6
Description: Volatiles mix	LIMS ID:
Method: ethanol quant.M	Sequence: 06Jun23
Instrument: US14173023 CN14160045	Injection date: 6/6/2023 1:29:33 PM
Data file: C:\Chem32\1\Data\06Jun23\6.D	Analyst: Brooke

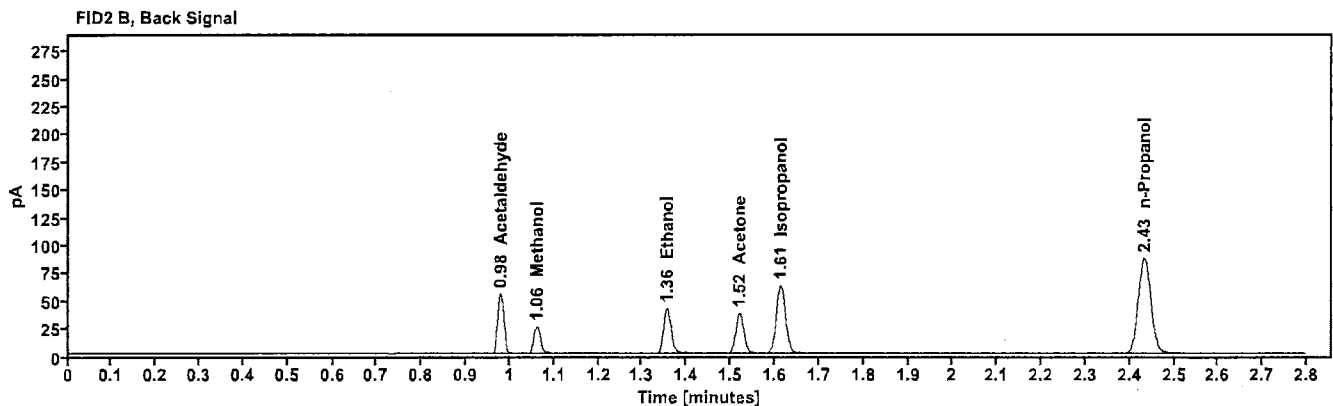
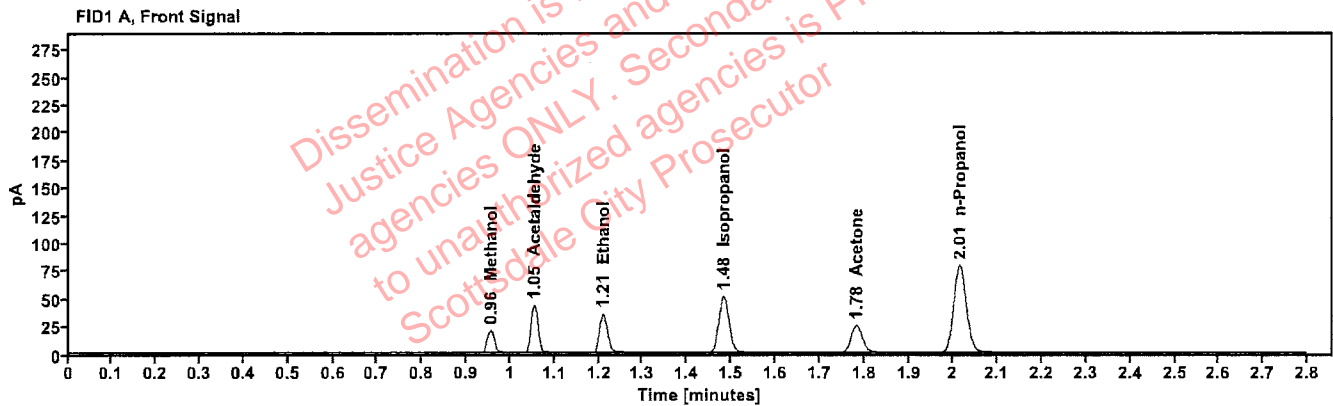


Table 1: FID 1 A (column DB-ALC1)

Compound	Amount (g/100mL)	Time (min)	Peak Area
Methanol	-----	0.956	22.971
Acetaldehyde	-----	1.054	47.426
>Ethanol	0.0752	1.209	44.844
Isopropanol	-----	1.482	81.895
Acetone	-----	1.783	42.838
n-Propanol	-----	2.014	156.791

Table 2: FID 2 B (column DB-ALC2)

Compound	Time (min)	Peak Area
Acetaldehyde	0.979	53.151
Methanol	1.061	25.552
Ethanol	1.355	48.875
Acetone	1.520	47.266
Isopropanol	1.613	90.820
n-Propanol	2.433	170.640

Scottsdale Police Department Crime Lab Volatiles Analysis

Sample: 30012020-A	Vial: 7
Description: 0.400	LIMS ID:
Method: ethanol quant.M	Sequence: 06Jun23
Instrument: US14173023 CN14160045	Injection date: 6/6/2023 1:33:48 PM
Data file: C:\Chem32\1\Data\06Jun23\7.D	Analyst: Brooke 198

Dissemination is restricted to Criminal Justice Agencies and authorized agencies ONLY. Secondary dissemination to unauthorized agencies is PROHIBITED. Scottsdale City Prosecutor

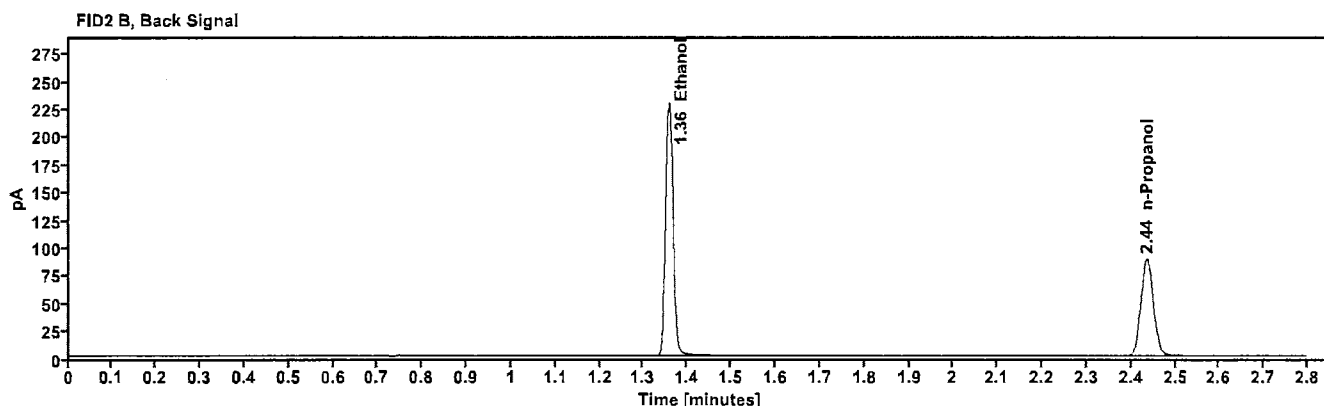
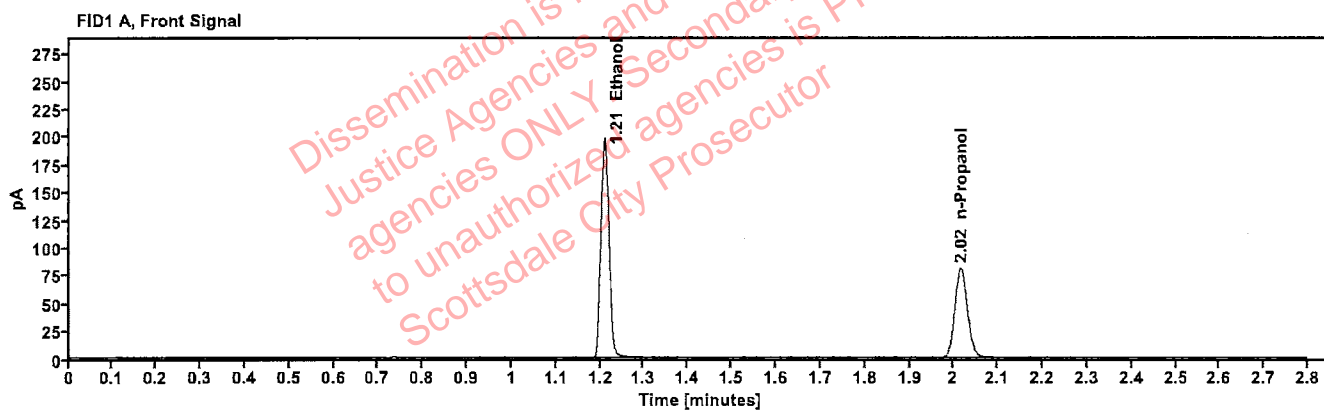


Table 1: FID 1 A (column DB-ALC1)

Compound	Amount (g/100mL)	Time (min)	Peak Area
>Ethanol	0.4070	1.210	252.509
n-Propanol	---	2.016	159.662

Table 2: FID 2 B (column DB-ALC2)

Compound	Time (min)	Peak Area
Ethanol	1.358	277.600
n-Propanol	2.436	173.800

Scottsdale Police Department Crime Lab Volatiles Analysis

Sample:	14082019-B	Vial:	8
Description:	0.040	LIMS ID:	
Method:	ethanol quant.M	Sequence:	06Jun23
Instrument:	US14173023 CN14160045	Injection date:	6/6/2023 1:37:48 PM
Data file:	C:\Chem32\1\Data\06Jun23\8.D	Analyst:	Brooke RB

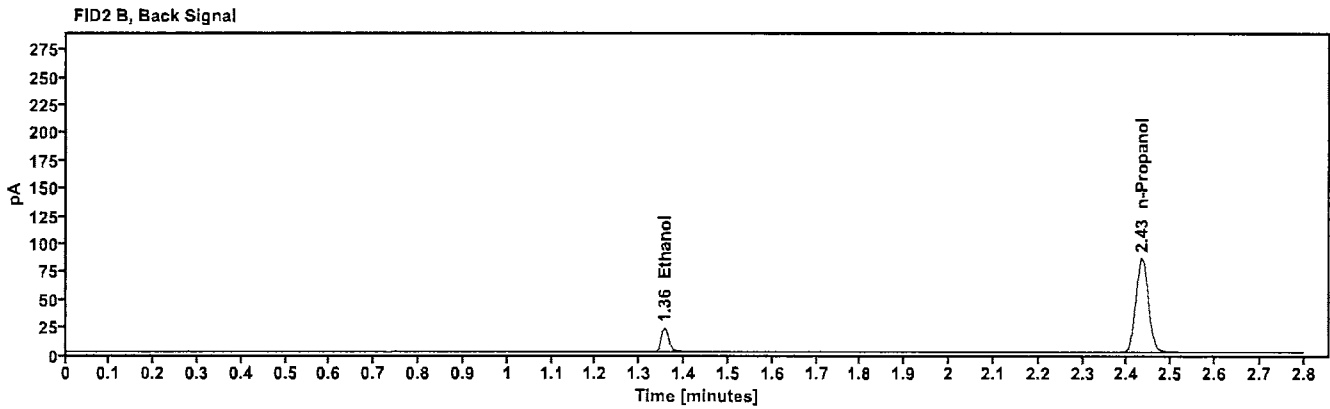
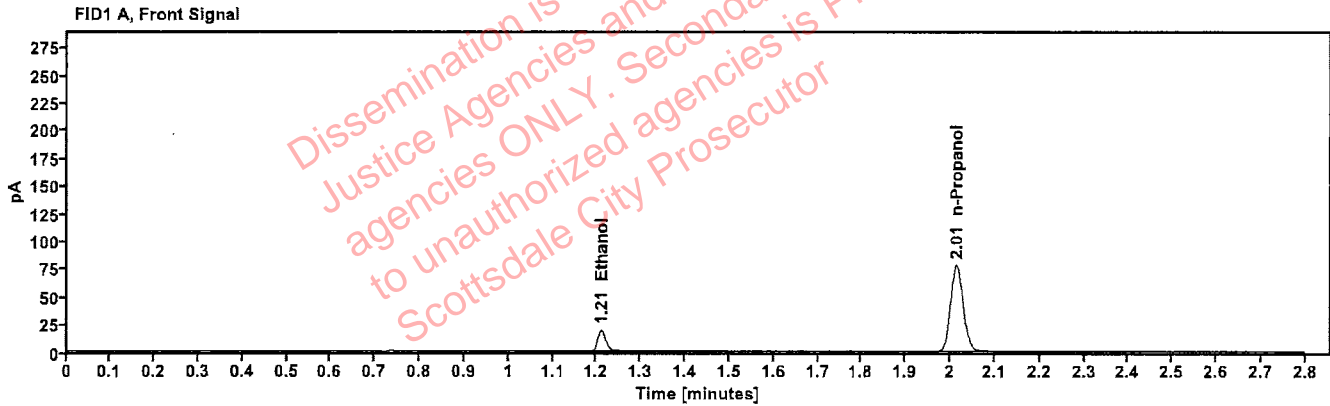


Table 1: FID 1 A (column DB-ALC1)

Compound	Amount (g/100mL)	Time (min)	Peak Area
>Ethanol	0.0414	1.210	23.958
n-Propanol	---	2.014	155.369

Table 2: FID 2 B (column DB-ALC2)

Compound	Time (min)	Peak Area
Ethanol	1.356	26.018
n-Propanol	2.433	169.048

Scottsdale Police Department Crime Lab Volatiles Analysis

Sample: 4110320133/10	Vial: 9
Description: 0.199	LIMS ID:
Method: ethanol quant.M	Sequence: 06Jun23
Instrument: US14173023 CN14160045	Injection date: 6/6/2023 1:41:48 PM
Data file: C:\Chem32\1\Data\06Jun23\9.D	Analyst: Brooke

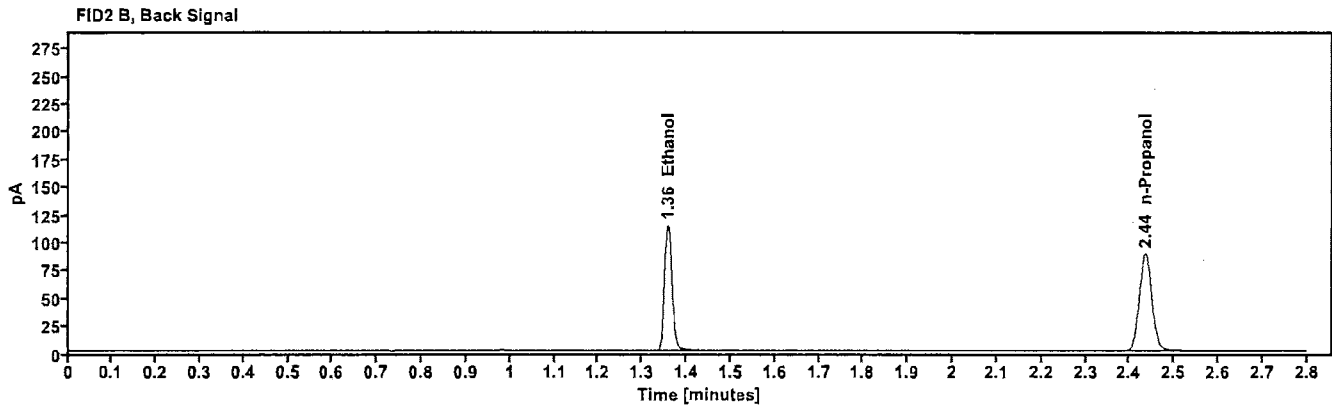
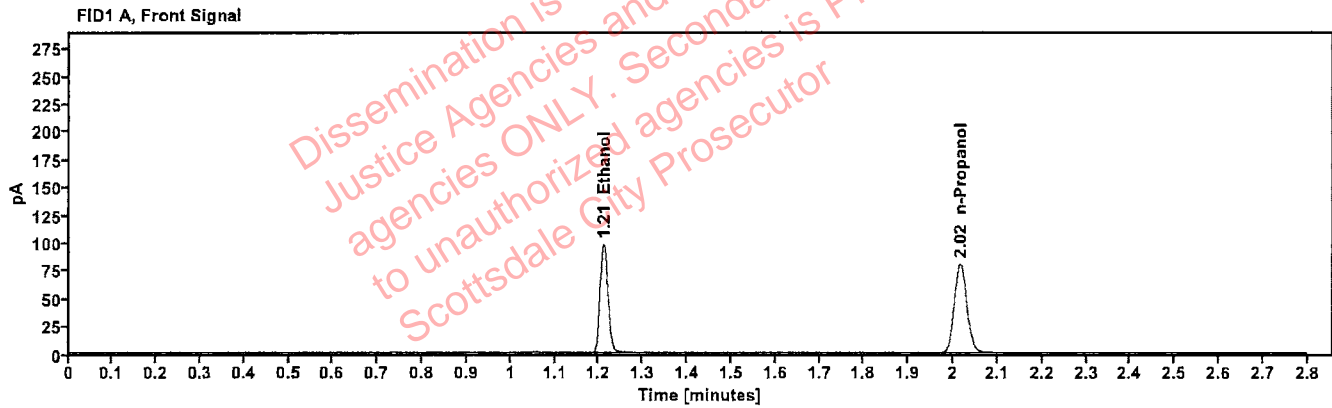


Table 1: FID 1 A (column DB-ALC1)

Compound	Amount (g/100mL)	Time (min)	Peak Area
>Ethanol	0.2022	1.210	124.851
n-Propanol	-----	2.016	159.689

Table 2: FID 2 B (column DB-ALC2)

Compound	Time (min)	Peak Area
Ethanol	1.357	136.639
n-Propanol	2.435	173.712

Scottsdale Police Department Crime Lab Volatiles Analysis

Sample:	20012020-B	Vial:	20
Description:	0.080	LIMS ID:	
Method:	ethanol quant.M	Sequence:	06Jun23
Instrument:	US14173023 CN14160045	Injection date:	6/6/2023 2:26:18 PM RB
Data file:	C:\Chem32\1\Data\06Jun23\20.D	Analyst:	Brooke

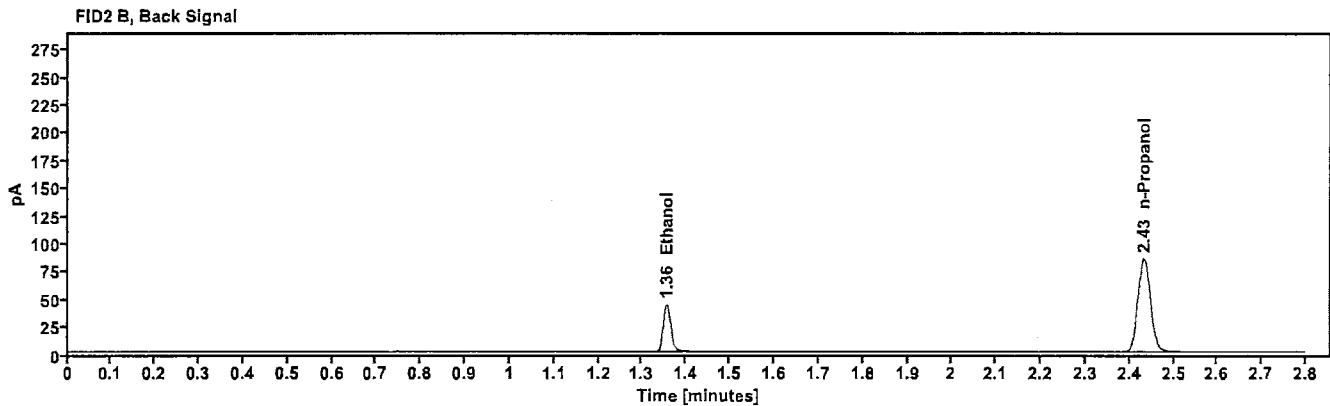
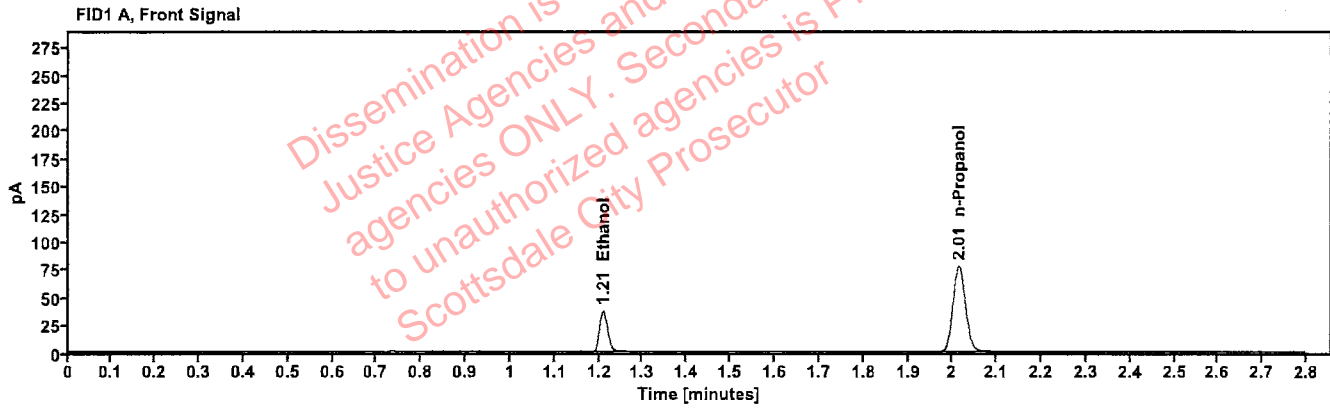


Table 1: FID 1 A (column DB-ALC1)

Compound	Amount (g/100mL)	Time (min)	Peak Area
>Ethanol	0.0804	1.209	47.297
n-Propanol	-----	2.014	154.341

Table 2: FID 2 B (column DB-ALC2)

Compound	Time (min)	Peak Area
Ethanol	1.355	51.683
n-Propanol	2.433	167.915

Scottsdale Police Department Crime Lab Volatiles Analysis

Sample: 4110320133/10	Vial: 31
Description: 0.199	LIMS ID:
Method: ethanol quant.M	Sequence: 06Jun23
Instrument: US14173023 CN14160045	Injection date: 6/6/2023 3:10:47 PM
Data file: C:\Chem32\1\Data\06Jun23\31.D	Analyst: Brooke

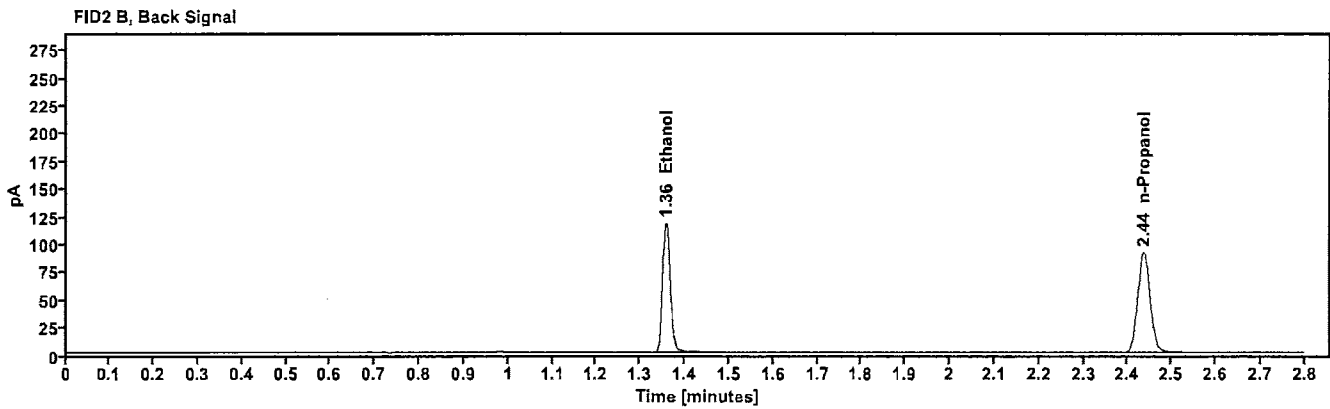
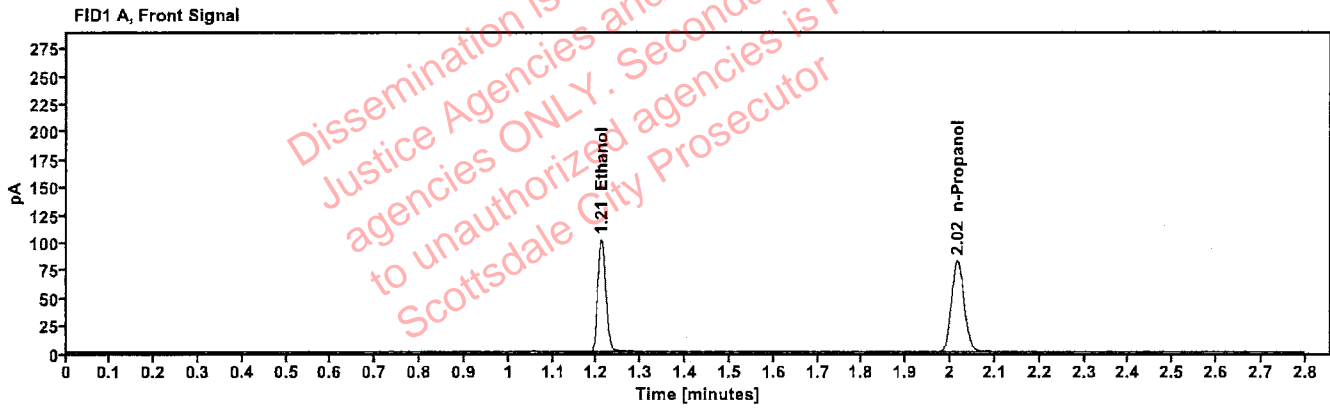


Table 1: FID 1 A (column DB-ALC1)

Compound	Amount (g/100mL)	Time (min)	Peak Area
>Ethanol	0.2035	1.210	129.589
n-Propanol	---	2.016	164.667

Table 2: FID 2 B (column DB-ALC2)

Compound	Time (min)	Peak Area
Ethanol	1.358	142.317
n-Propanol	2.436	179.249

Scottsdale Police Department Crime Lab Volatiles Analysis

Sample:	20012020-B	Vial:	42
Description:	0.080	LIMS ID:	
Method:	ethanol quant.M	Sequence:	06Jun23
Instrument:	US14173023 CN14160045	Injection date:	6/6/2023 3:55:02 PM
Data file:	C:\Chem32\1\Data\06Jun23\42.D	Analyst:	Brooke

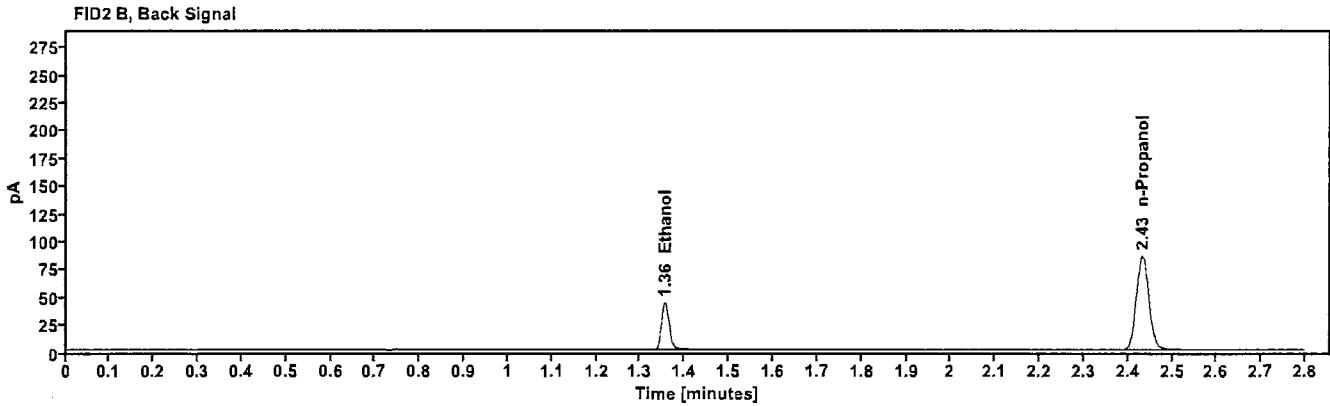
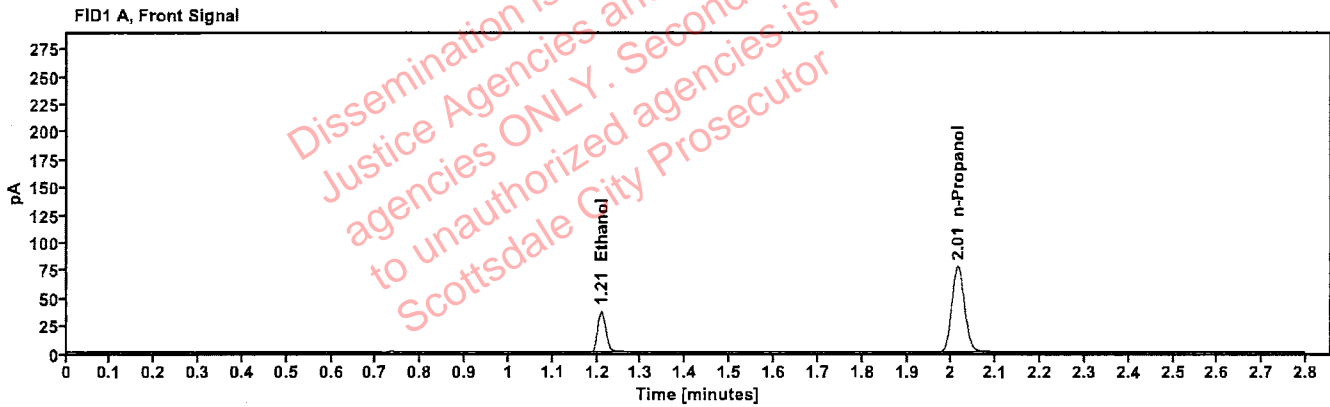


Table 1: FID 1 A (column DB-ALC1)

Compound	Amount (g/100mL)	Time (min)	Peak Area
>Ethanol	0.0800	1.209	47.188
n-Propanol	-----	2.014	154.707

Table 2: FID 2 B (column DB-ALC2)

Compound	Time (min)	Peak Area
Ethanol	1.355	51.644
n-Propanol	2.433	168.569

Scottsdale Police Department Crime Lab Volatiles Analysis

Sample:	30012020-A	Vial:	53
Description:	0.400	LIMS ID:	
Method:	ethanol quant.M	Sequence:	06Jun23
Instrument:	US14173023 CN14160045	Injection date:	6/6/2023 4:39:33 PM
Data file:	C:\Chem32\1\Data\06Jun23\53.D	Analyst:	Brooke JB

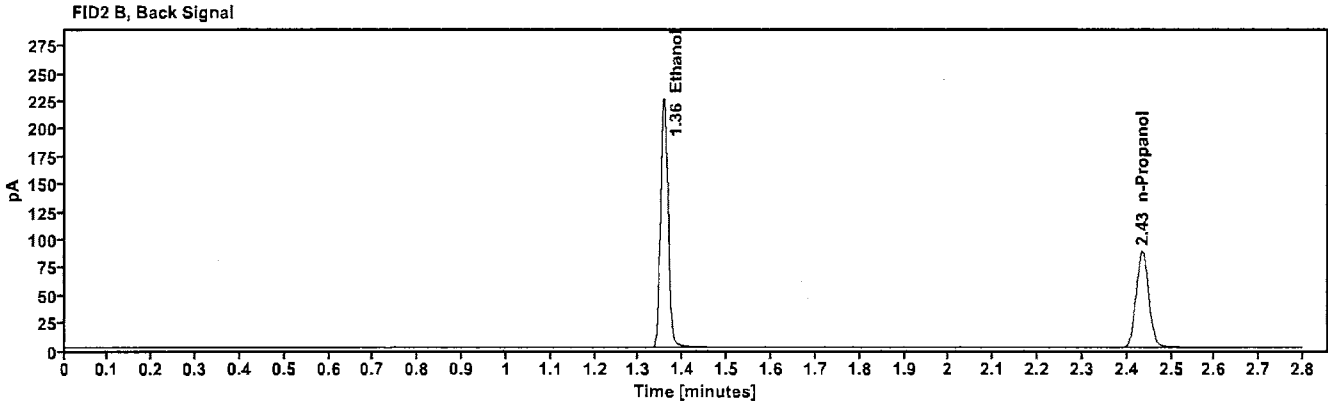
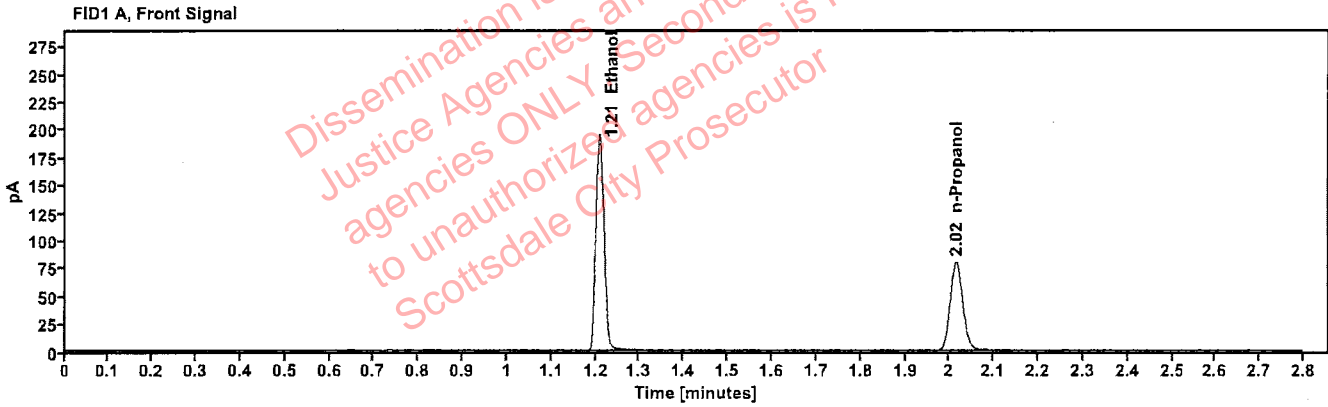


Table 1: FID 1 A (column DB-ALC1)

Compound	Amount (g/100mL)	Time (min)	Peak Area
>Ethanol	0.4014	1.209	247.456
n-Propanol	---	2.015	158.659

Table 2: FID 2 B (column DB-ALC2)

Compound	Time (min)	Peak Area
Ethanol	1.356	272.357
n-Propanol	2.434	172.873

Scottsdale Police Department Crime Lab Volatiles Analysis

Sample:	14082019-B	Vial:	54
Description:	0.040	LIMS ID:	
Method:	ethanol quant.M	Sequence:	06Jun23
Instrument:	US14173023 CN14160045	Injection date:	6/6/2023 4:43:32 PM 108
Data file:	C:\Chem32\1\Data\06Jun23\54.D	Analyst:	Brooke

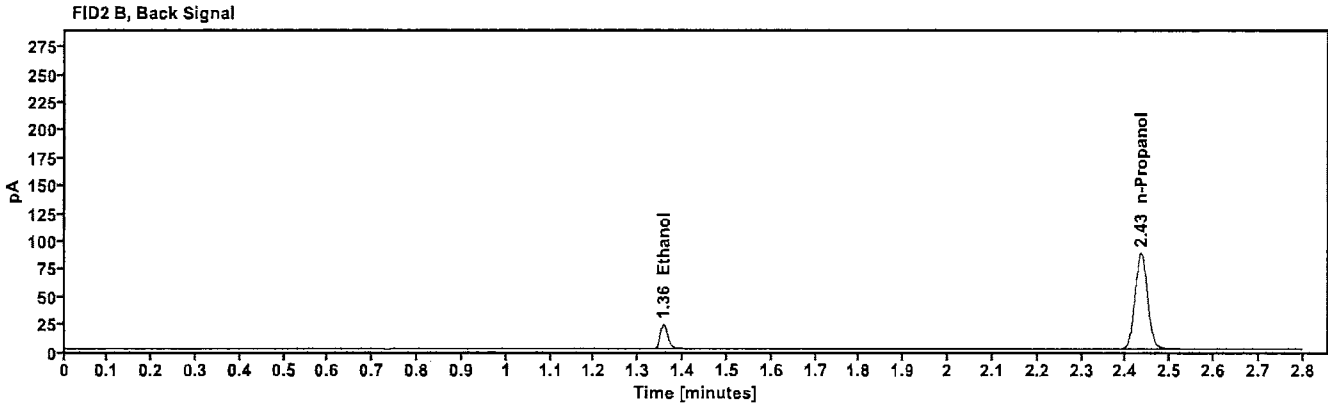
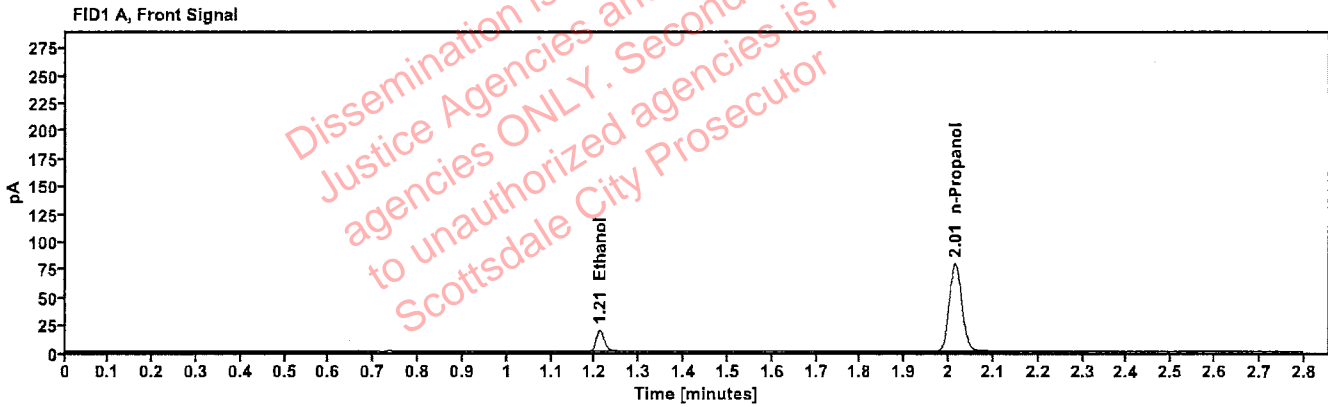


Table 1: FID 1 A (column DB-ALC1)

Compound	Amount (g/100mL)	Time (min)	Peak Area
>Ethanol	0.0416	1.211	24.577
n-Propanol	-----	2.015	158.568

Table 2: FID 2 B (column DB-ALC2)

Compound	Time (min)	Peak Area
Ethanol	1.357	26.823
n-Propanol	2.434	172.769

Scottsdale Police Department Crime Lab Volatiles Analysis

Sample:	4110320133/10	Vial:	55
Description:	0.199	LIMS ID:	
Method:	ethanol quant.M	Sequence:	06Jun23
Instrument:	US14173023 CN14160045	Injection date:	6/6/2023 4:47:48 PM
Data file:	C:\Chem32\1\Data\06Jun23\55.D	Analyst:	Brooke

PB

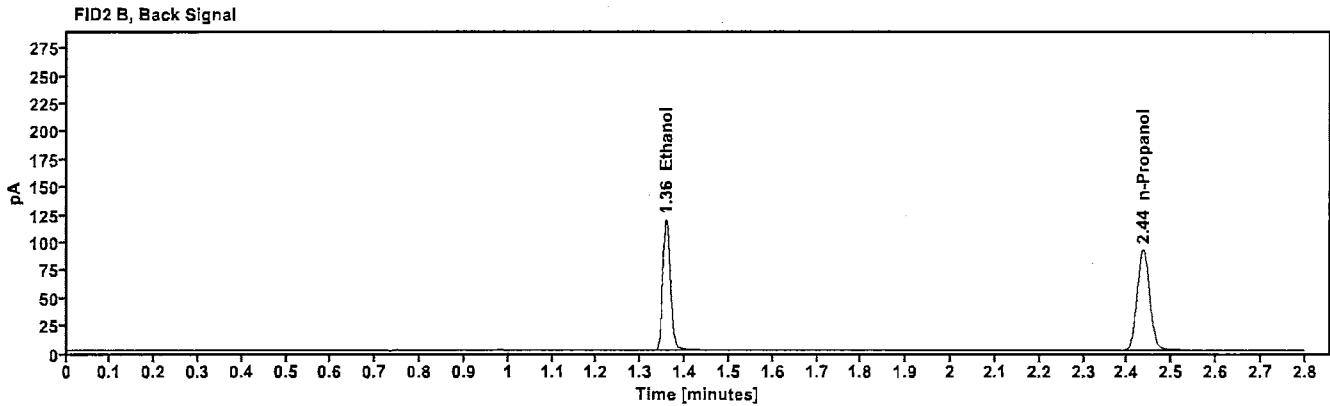
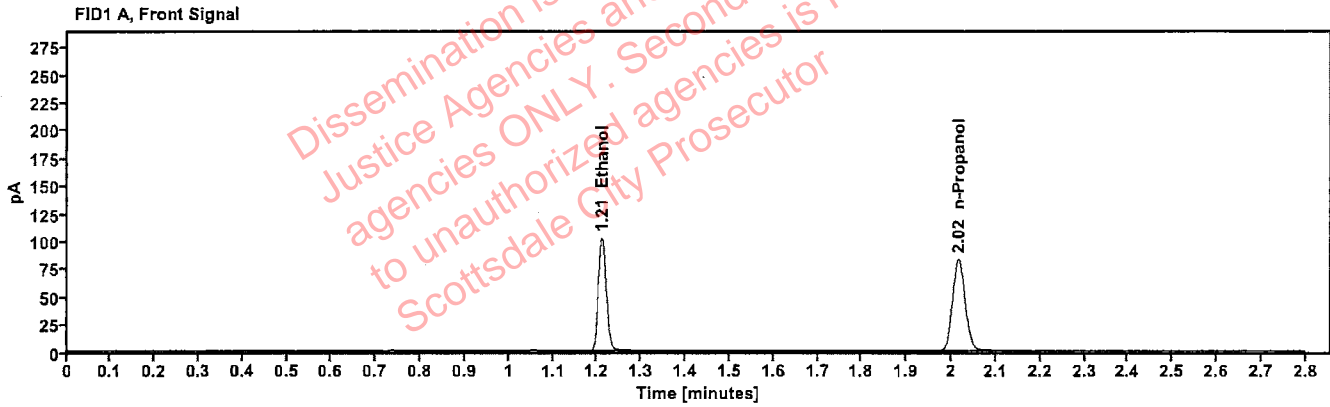


Table 1: FID 1 A (column DB-ALC1)

Compound	Amount (g/100mL)	Time (min)	Peak Area
>Ethanol	0.2037	1.210	130.553
n-Propanol	-----	2.016	165.730

Table 2: FID 2 B (column DB-ALC2)

Compound	Time (min)	Peak Area
Ethanol	1.358	143.141
n-Propanol	2.435	180.522

Scottsdale Police Department Crime Lab Volatiles Analysis

Sample:	031623AQ	Vial:	56
Description:	Negative	LIMS ID:	
Method:	ethanol quant.M	Sequence:	06Jun23
Instrument:	US14173023 CN14160045	Injection date:	6/6/2023 4:51:47 PM YJR
Data file:	C:\Chem32\1\Data\06Jun23\56.D	Analyst:	Brooke

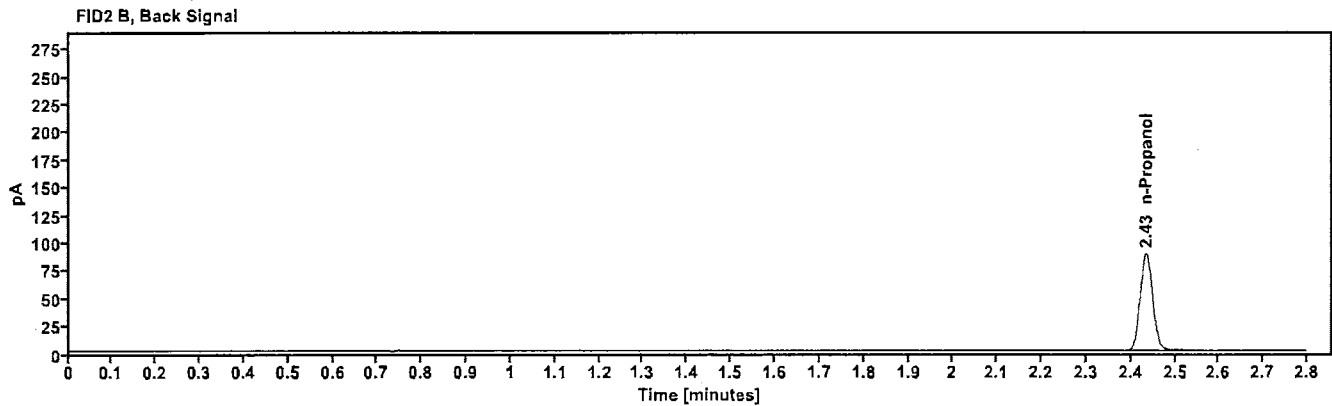
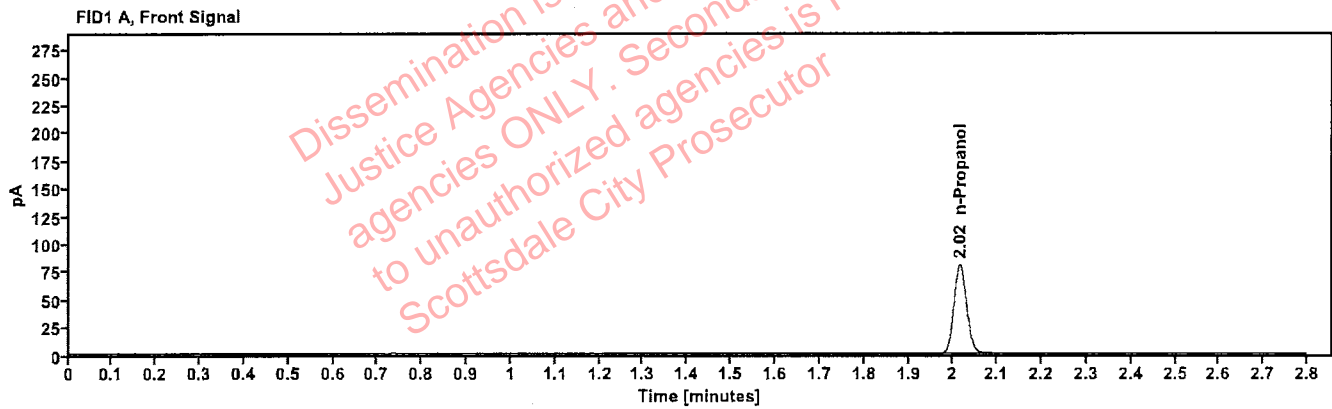


Table 1: FID 1 A (column DB-ALC1)

Compound	Amount (g/100mL)	Time (min)	Peak Area
n-Propanol	-----	2.015	159.858

Table 2: FID 2 B (column DB-ALC2)

Compound	Time (min)	Peak Area
n-Propanol	2.435	174.093

Sequence Summary

PB

Sequence name: 06Jun23 Instrument: US14173023 CN14160045 Analyst: Brooke

Vial	Sample	Description	Type	LIMS ID	Method
1	FN10051909	0.020 calibrator	Calibration		ethanol quant.M
2	FN05311902	0.100 calibrator	Calibration		ethanol quant.M
3	FN02052101	0.200 calibrator	Calibration		ethanol quant.M
4	FN03052102	0.400 calibrator	Calibration		ethanol quant.M
5	011823WB	Negative	Control		ethanol quant.M
6	050721MIX	Volatiles mix	Control		ethanol quant.M
7	30012020-A	0.400	Control		ethanol quant.M
8	14082019-B	0.040	Control		ethanol quant.M
9	4110320133/10	0.199	Control		ethanol quant.M
10	403-01N.E.		Sample		ethanol quant.M
11	403-01N.E.		Sample		ethanol quant.M
12	VIAL000175		Sample		ethanol quant.M
13	VIAL000175		Sample		ethanol quant.M
14	VIAL000220		Sample		ethanol quant.M
15	VIAL000220		Sample		ethanol quant.M
16	VIAL000118		Sample		ethanol quant.M
17	VIAL000118		Sample		ethanol quant.M
18	VIAL000253		Sample		ethanol quant.M
19	VIAL000253	Unknown,	Sample		ethanol quant.M
20	20012020-B	0.080	Control		ethanol quant.M
21	2310466-2		Sample		ethanol quant.M
22	2310466-2		Sample		ethanol quant.M
23	327-01A.O.		Sample		ethanol quant.M
24	327-01A.O.		Sample		ethanol quant.M
25	423-01E.M.		Sample		ethanol quant.M
26	423-01E.M.		Sample		ethanol quant.M
27	404-01T.D.		Sample		ethanol quant.M
28	404-01T.D.		Sample		ethanol quant.M
29	390-01V.V.		Sample		ethanol quant.M
30	390-01V.V.		Sample		ethanol quant.M
31	4110320133/10	0.199	Control		ethanol quant.M
32	390-01L.F.		Sample		ethanol quant.M
33	390-01L.F.		Sample		ethanol quant.M
34	405-01M.D.		Sample		ethanol quant.M
35	405-01M.D.		Sample		ethanol quant.M
36	390-01M.B.		Sample		ethanol quant.M
37	390-01M.B.		Sample		ethanol quant.M
38	419-01J.M.		Sample		ethanol quant.M
39	419-01J.M.		Sample		ethanol quant.M
40	422-01A.T.		Sample		ethanol quant.M
41	422-01A.T.		Sample		ethanol quant.M
42	20012020-B	0.080	Control		ethanol quant.M
43	410-01D.L.		Sample		ethanol quant.M
44	410-01D.L.		Sample		ethanol quant.M
45	2310713-2		Sample		ethanol quant.M
46	2310713-2		Sample		ethanol quant.M
47	2311234-3		Sample		ethanol quant.M

Sequence Summary

BB

48	2311234-3		Sample		ethanol quant.M
49	2311492-2		Sample		ethanol quant.M
50	2311492-2		Sample		ethanol quant.M
51	2309603-1		Sample		ethanol quant.M
52	2309603-1		Sample		ethanol quant.M
53	30012020-A	0.400	Control		ethanol quant.M
54	14082019-B	0.040	Control		ethanol quant.M
55	4110320133/10	0.199	Control		ethanol quant.M
56	031623AQ	Negative	Control		ethanol quant.M

Dissemination is restricted to Criminal Justice Agencies and authorized agencies ONLY. Secondary dissemination to unauthorized agencies is PROHIBITED
NON-C.J.
Scottsdale City Prosecutor

Scottsdale Police Department Crime Laboratory Summary of Cases

PB

SEQUENCE NAME: 06Jun23

ANALYST: Brooke

Vials	Test 1 (g/dL)	Test 2 (g/dL)	Mean (g/dL)	Percent Difference*	Absolute Difference (g/dL)*
10 11	0.0000	0.0000	0.00000	0.00	0.00000
12 13	0.0839	0.0848	0.08435	0.53	0.00045
14 15	0.1585	0.1595	0.15900	0.31	0.00050
16 17	0.0000	0.0000	0.00000	0.00	0.00000
18 19	0.2067	0.2066	0.20665	0.02	0.00005
21 22	0.1624	0.1630	0.16270	0.18	0.00030
23 24	0.1691	0.1711	0.17010	0.59	0.00100
25 26	0.1845	0.1861	0.18530	0.43	0.00080
27 28	0.1183	0.1183	0.11830	0.00	0.00000
29 30	0.1221	0.1235	0.12280	0.57	0.00070
32 33	0.3474	0.3463	0.34685	0.16	0.00055
34 35	0.1266	0.1262	0.12640	0.16	0.00020
36 37	0.1945	0.1948	0.19465	0.08	0.00015
38 39	0.1433	0.1424	0.14285	0.32	0.00045
40 41	0.0732	0.0733	0.07325	0.07	0.00005
43 44	0.2610	0.2594	0.26020	0.31	0.00080
45 46	0.0969	0.0976	0.09725	0.36	0.00035
47 48	0.1791	0.1786	0.17885	0.14	0.00025
49 50	0.1196	0.1197	0.11965	0.04	0.00005
51 52	0.1477	0.1504	0.14905	0.91	0.00135

*Calculated differences are differences from the mean of the two results.

Scottsdale Forensic Lab

Blood Alcohol Pipetting Log

ANALYST: Brooke

SEQUENCE: 06Jun23

Instrument Position	Headspace Vial 1	Headspace Vial 2	Blood Tube	Barcode Match
Vials 10 and 11	403-01N.E.	403-01N.E.	403-01N.E.	Yes
Vials 12 and 13	VIAL000175	VIAL000175	VIAL000175	Yes
Vials 14 and 15	VIAL000220	VIAL000220	VIAL000220	Yes
Vials 16 and 17	VIAL000118	VIAL000118	VIAL000118	Yes
Vials 18 and 19	VIAL000253	VIAL000253	VIAL000253	Yes
Vials 21 and 22	2310466-2	2310466-2	2310466-2	Yes
Vials 23 and 24	327-01A.O.	327-01A.O.	327-01A.O.	Yes
Vials 25 and 26	423-01E.M.	423-01E.M.	423-01E.M.	Yes
Vials 27 and 28	404-01T.D.	404-01T.D.	404-01T.D.	Yes
Vials 29 and 30	390-01V.V.	390-01V.V.	390-01V.V.	Yes
Vials 32 and 33	390-01L.F.	390-01L.F.	390-01L.F.	Yes
Vials 34 and 35	405-01M.D.	405-01M.D.	405-01M.D.	Yes
Vials 36 and 37	390-01M.B.	390-01M.B.	390-01M.B.	Yes
Vials 38 and 39	419-01J.M.	419-01J.M.	419-01J.M.	Yes
Vials 40 and 41	422-01A.T.	422-01A.T.	422-01A.T.	Yes
Vials 43 and 44	410-01D.L.	410-01D.L.	410-01D.L.	Yes
Vials 45 and 46	2310713-2	2310713-2	2310713-2	Yes
Vials 47 and 48	2311234-3	2311234-3	2311234-3	Yes
Vials 49 and 50	2311492-2	2311492-2	2311492-2	Yes
Vials 51 and 52	2309603-1	2309603-1	2309603-1	Yes

Scottsdale Police Department Crime Lab Volatiles Analysis

Sample:	403-01N.E.	Vial:	10
Description:	[REDACTED]	LIMS ID:	[REDACTED]
Method:	ethanol quant.M	Sequence:	06Jun23
Instrument:	US14173023 CN14160045	Injection date:	6/6/2023 1:45:48 PM
Data file:	C:\Chem32\1\Data\06Jun23\10.D	Analyst:	Brooke

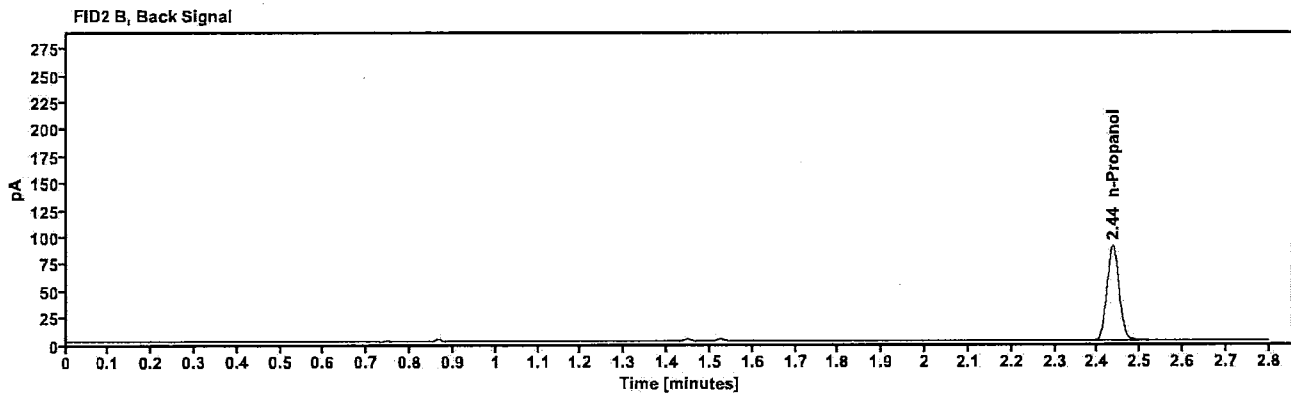
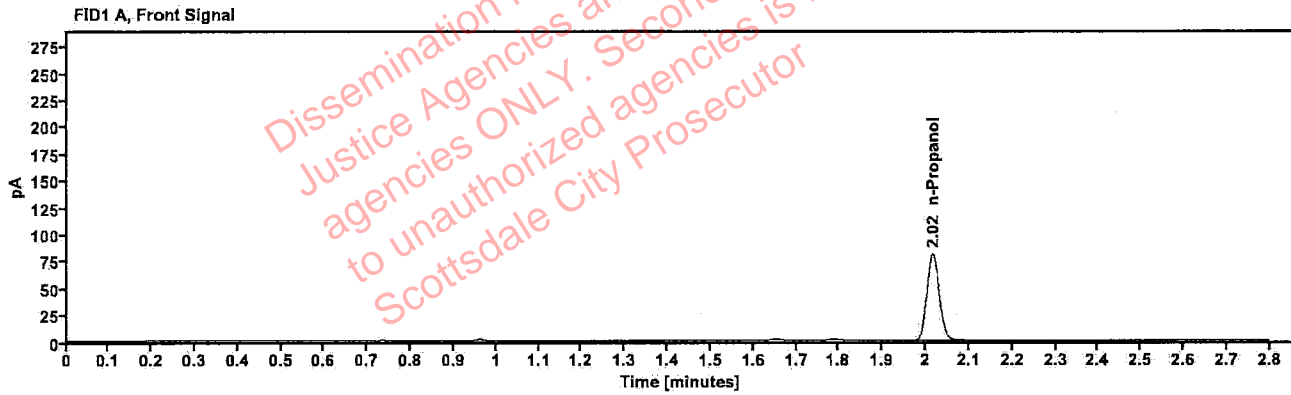


Table 1: FID 1 A (column DB-ALC1)

Compound	Amount (g/100mL)	Time (min)	Peak Area
n-Propanol	—	2.016	161.184

Table 2: FID 2 B (column DB-ALC2)

Compound	Time (min)	Peak Area
n-Propanol	2.436	175.718

Brooke, Phillip - (07-Jun-2023)

Case: User: pbrooke 6/7/2023

Scottsdale Police Department Crime Lab Volatiles Analysis

Sample:	403-01N.E.	Vial:	11
Description:		LIMS ID:	
Method:	ethanol quant.M	Sequence:	06Jun23
Instrument:	US14173023 CN14160045	Injection date:	6/6/2023 1:49:48 PM
Data file:	C:\Chem32\1\Data\06Jun23\11.D	Analyst:	Brooke

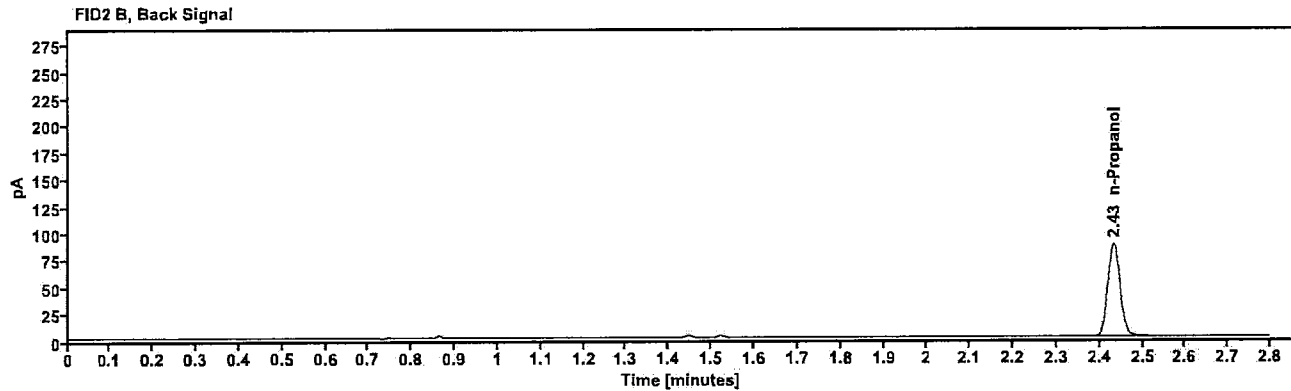
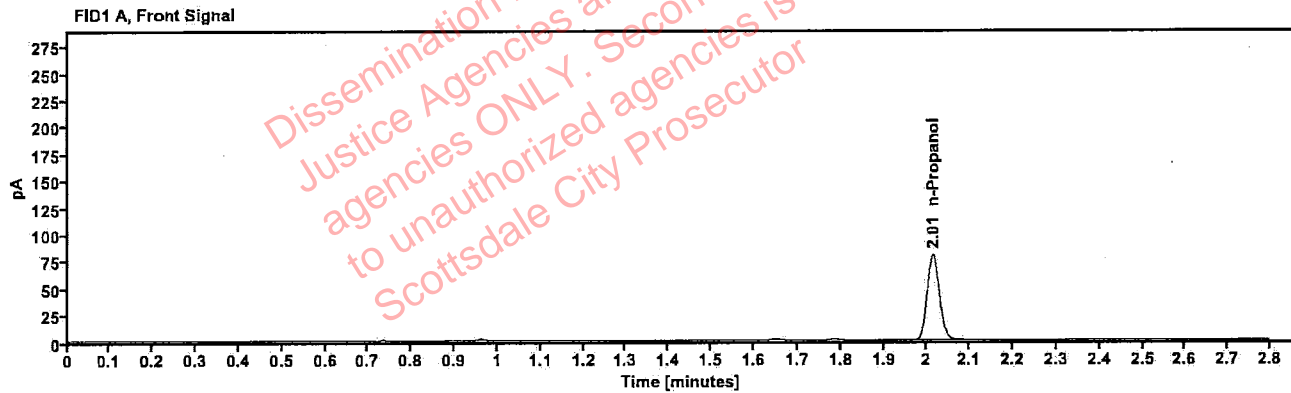


Table 1: FID 1 A (column DB-ALC1)

Compound	Amount (g/100mL)	Time (min)	Peak Area
n-Propanol	-----	2.014	158.566

Table 2: FID 2 B (column DB-ALC2)

Compound	Time (min)	Peak Area
n-Propanol	2.433	172.921

[REDACTED]: Brooke, Phillip - (07-Jun-2023)

Case: [REDACTED] User: pbrooke 6/7/2023

Scottsdale Police Department Crime Lab Volatiles Analysis

Sample:	VIAL000175	Vial:	12
Description:	[REDACTED]	LIMS ID:	[REDACTED]
Method:	ethanol quant.M	Sequence:	06Jun23
Instrument:	US14173023 CN14160045	Injection date:	6/6/2023 1:53:48 PM
Data file:	C:\Chem32\1\Data\06Jun23\12.D	Analyst:	Brooke

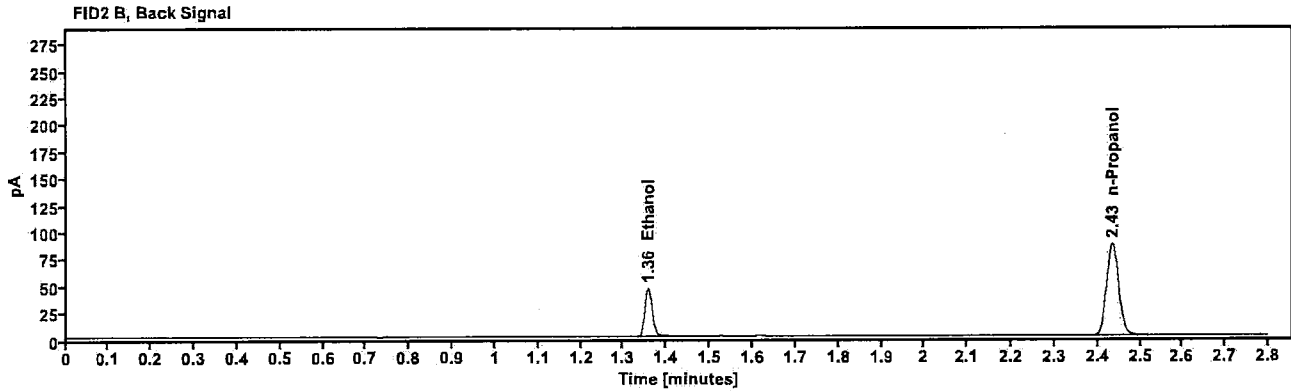
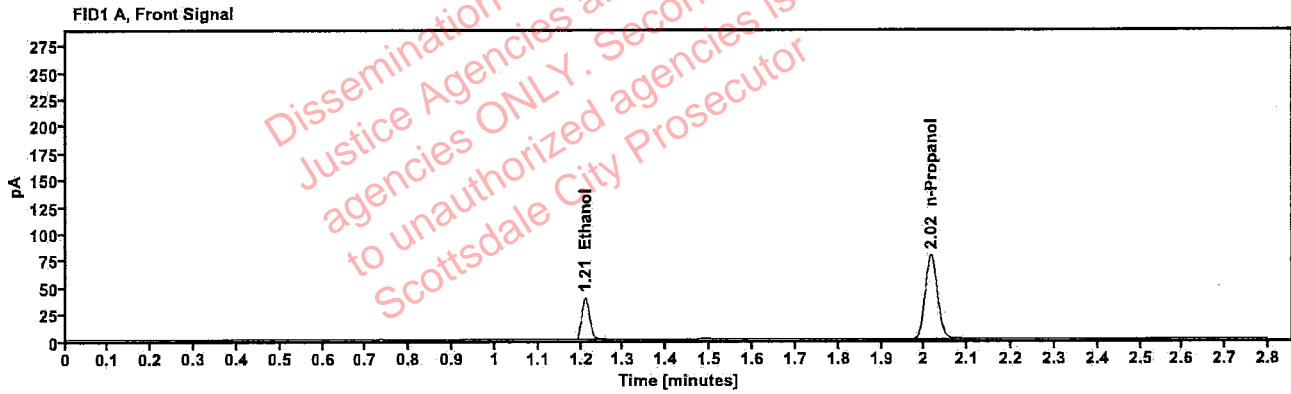


Table 1: FID 1 A (column DB-ALC1)

Compound	Amount (g/100mL)	Time (min)	Peak Area
>Ethanol	0.0839	1.211	50.150
n-Propanol	—	2.015	156.637

Table 2: FID 2 B (column DB-ALC2)

Compound	Time (min)	Peak Area
Ethanol	1.357	54.586
n-Propanol	2.435	170.362

Scottsdale Police Department Crime Lab Volatiles Analysis

Sample:	VIAL000175	Vial:	13
Description:	[REDACTED]	LIMS ID:	[REDACTED]
Method:	ethanol quant.M	Sequence:	06Jun23
Instrument:	US14173023 CN14160045	Injection date:	6/6/2023 1:58:02 PM
Data file:	C:\Chem32\1\Data\06Jun23\13.D	Analyst:	Brooke

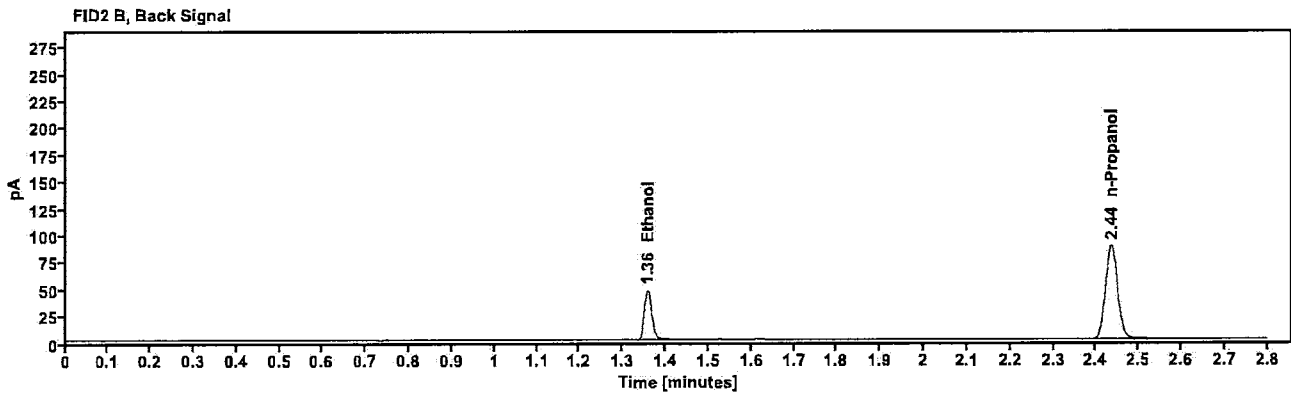
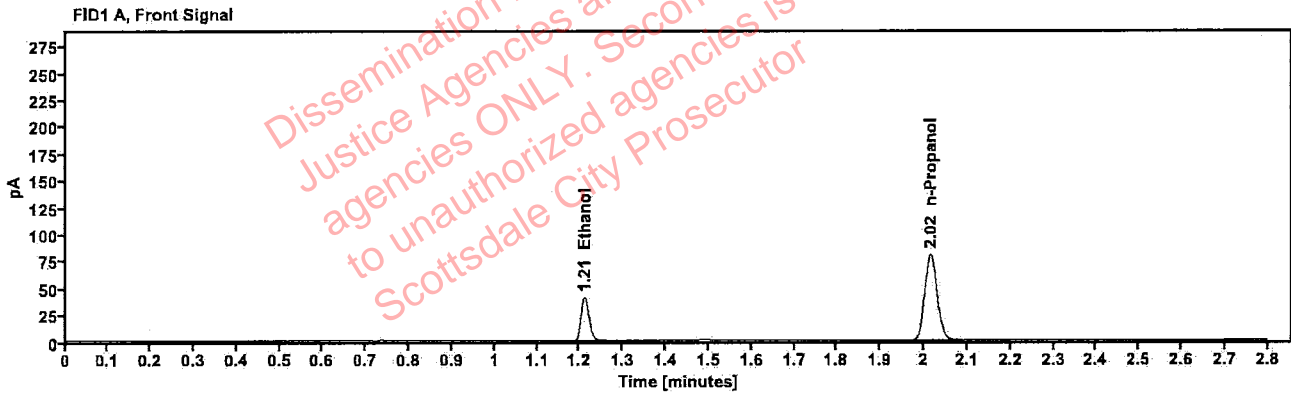


Table 1: FID 1 A (column DB-ALC1)

Compound	Amount (g/100mL)	Time (min)	Peak Area
>Ethanol	0.0848	1.211	51.814
n-Propanol	---	2.016	160.180

Table 2: FID 2 B (column DB-ALC2)

Compound	Time (min)	Peak Area
Ethanol	1.358	56.428
n-Propanol	2.435	174.280

[REDACTED]: Brooke, Phillip - (07-Jun-2023)

Case: [REDACTED] User: pbrooke 6/7/2023

Scottsdale Police Department Crime Lab Volatiles Analysis

Sample:	VIAL000220	Vial:	14
Description:	[REDACTED]	LIMS ID:	[REDACTED]
Method:	ethanol quant.M	Sequence:	06Jun23
Instrument:	US14173023 CN14160045	Injection date:	6/6/2023 2:02:02 PM
Data file:	C:\Chem32\1\Data\06Jun23\14.D	Analyst:	Brooke

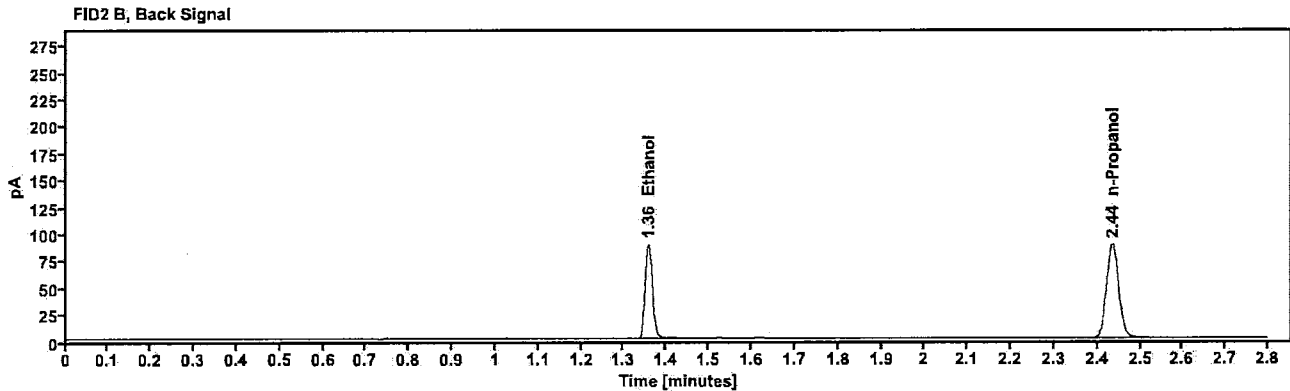
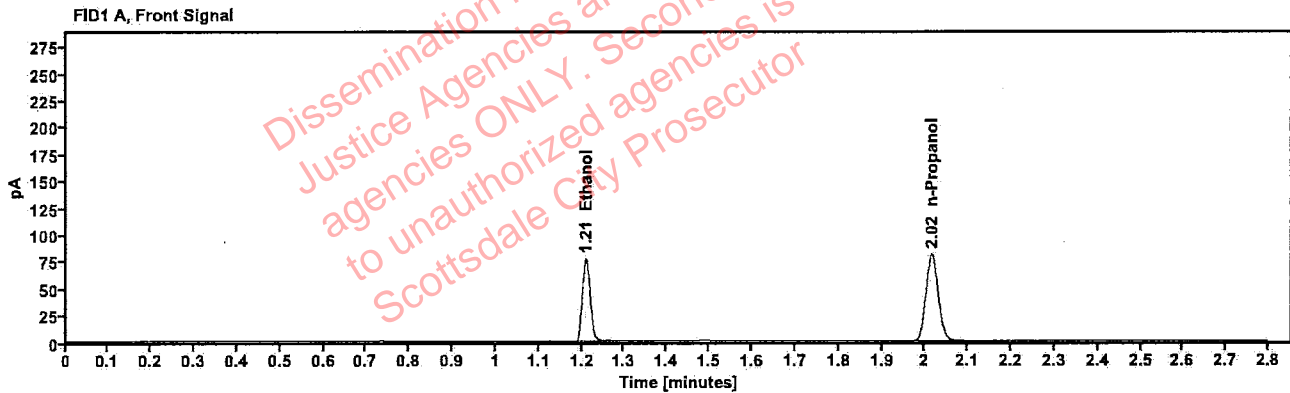


Table 1: FID 1 A (column DB-ALC1)

Compound	Amount (g/100mL)	Time (min)	Peak Area
>Ethanol	0.1585	1.210	98.304
n-Propanol	—	2.016	160.828

Table 2: FID 2 B (column DB-ALC2)

Compound	Time (min)	Peak Area
Ethanol	1.358	107.101
n-Propanol	2.435	174.984

Scottsdale Police Department Crime Lab Volatiles Analysis

Sample:	VIAL000220	Vial:	15
Description:	[REDACTED]	LIMS ID:	[REDACTED]
Method:	ethanol quant.M	Sequence:	06Jun23
Instrument:	US14173023 CN14160045	Injection date:	6/6/2023 2:06:03 PM
Data file:	C:\Chem32\1\Data\06Jun23\15.D	Analyst:	Brooke

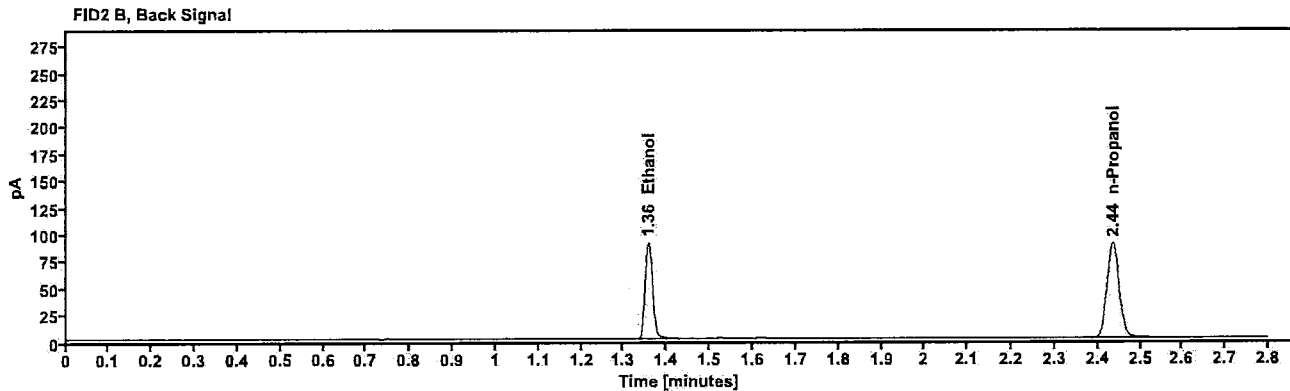
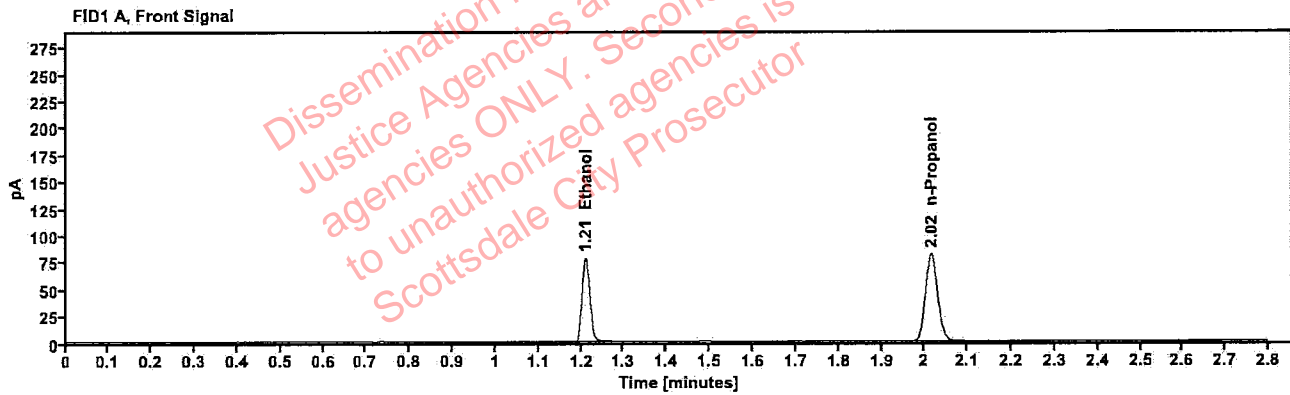


Table 1: FID 1 A (column DB-ALC1)

Compound	Amount (g/100mL)	Time (min)	Peak Area
>Ethanol	0.1595	1.210	100.152
n-Propanol	---	2.016	162.759

Table 2: FID 2 B (column DB-ALC2)

Compound	Time (min)	Peak Area
Ethanol	1.358	109.278
n-Propanol	2.435	177.133

Scottsdale Police Department Crime Lab Volatiles Analysis

Sample:	VIAL000118	Vial:	16
Description:	[REDACTED]	LIMS ID:	[REDACTED]
Method:	ethanol quant.M	Sequence:	06Jun23
Instrument:	US14173023 CN14160045	Injection date:	6/6/2023 2:10:02 PM
Data file:	C:\Chem32\1\Data\06Jun23\16.D	Analyst:	Brooke

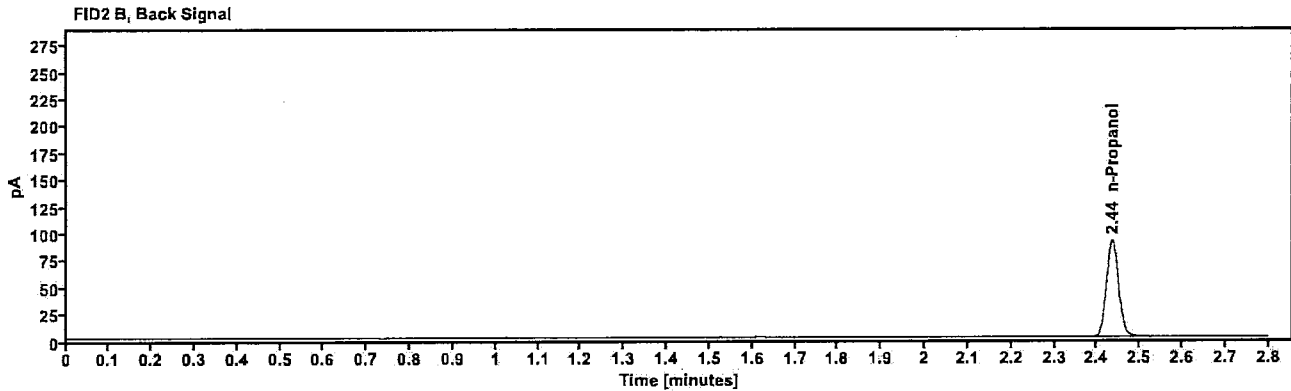
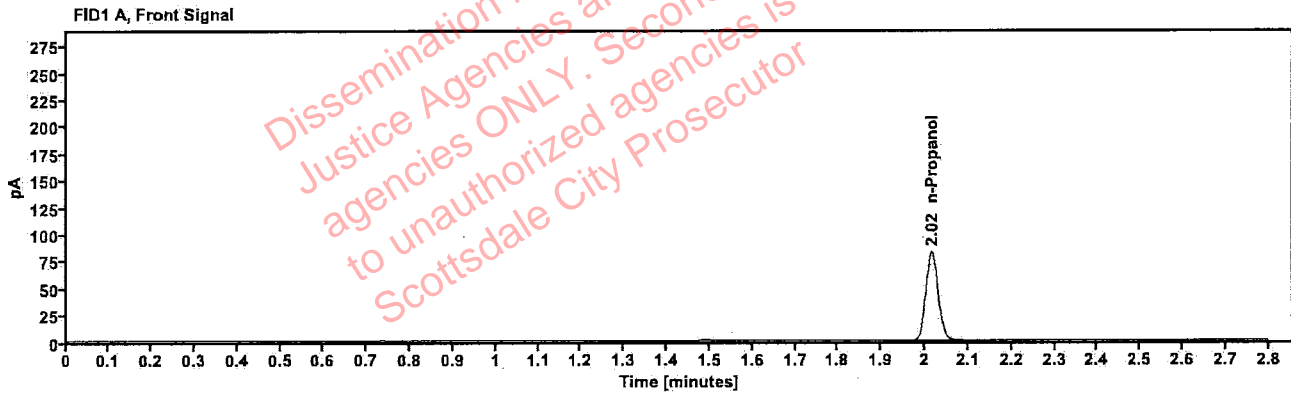


Table 1: FID 1 A (column DB-ALC1)

Compound	Amount (g/100mL)	Time (min)	Peak Area
n-Propanol	—	2.016	164.885

Table 2: FID 2 B (column DB-ALC2)

Compound	Time (min)	Peak Area
n-Propanol	2.436	179.545

Scottsdale Police Department Crime Lab Volatiles Analysis

Sample:	VIAL000118	Vial:	17
Description:	[REDACTED]	LIMS ID:	[REDACTED]
Method:	ethanol quant.M	Sequence:	06Jun23
Instrument:	US14173023 CN14160045	Injection date:	6/6/2023 2:14:03 PM
Data file:	C:\Chem32\1\Data\06Jun23\17.D	Analyst:	Brooke

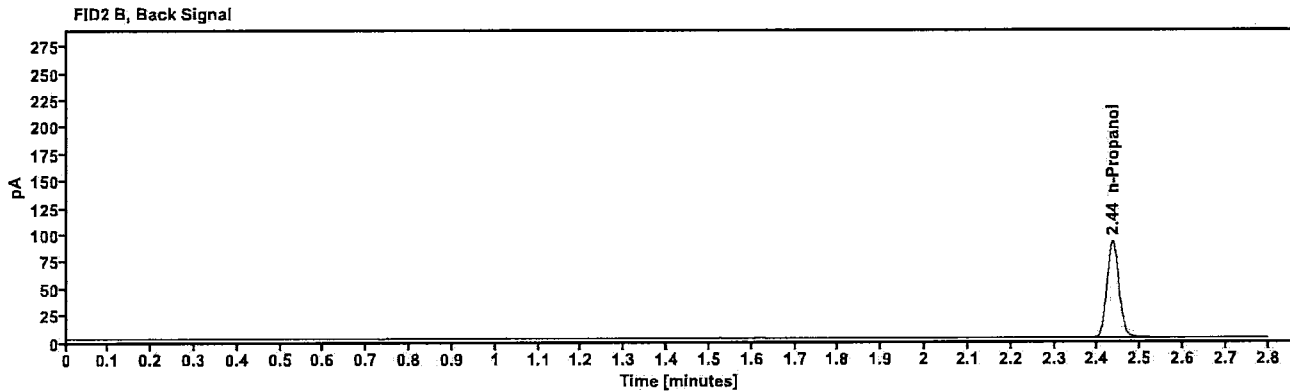
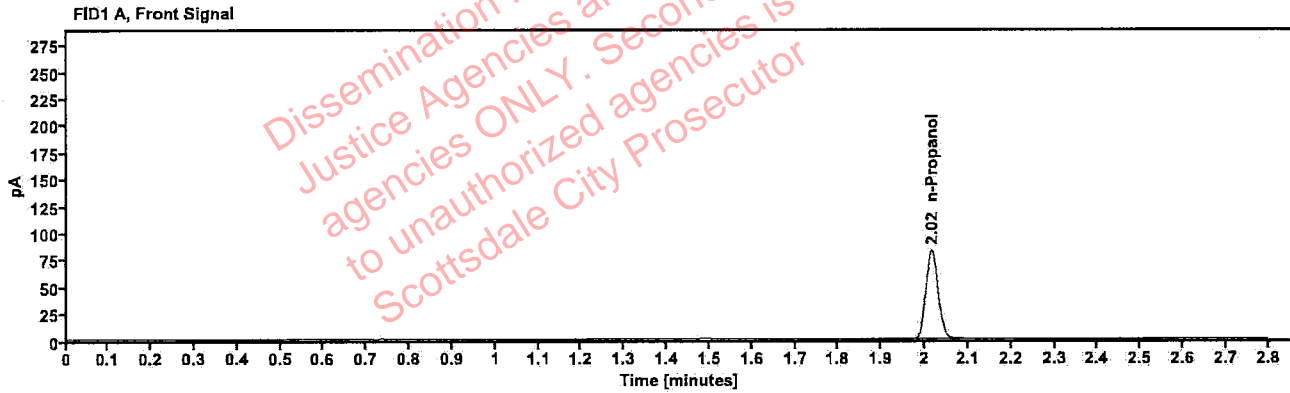


Table 1: FID 1 A (column DB-ALC1)

Compound	Amount (g/100mL)	Time (min)	Peak Area
n-Propanol	—	2.016	164.843

Table 2: FID 2 B (column DB-ALC2)

Compound	Time (min)	Peak Area
n-Propanol	2.436	179.418

Brooke, Phillip - (07-Jun-2023)

Case: [REDACTED] User: pbrooke 6/7/2023

Scottsdale Police Department Crime Lab Volatiles Analysis

Sample:	VIAL000253	Vial:	18
Description:	[REDACTED]	LIMS ID:	[REDACTED]
Method:	ethanol quant.M	Sequence:	06Jun23
Instrument:	US14173023 CN14160045	Injection date:	6/6/2023 2:18:03 PM
Data file:	C:\Chem32\1\Data\06Jun23\18.D	Analyst:	Brooke

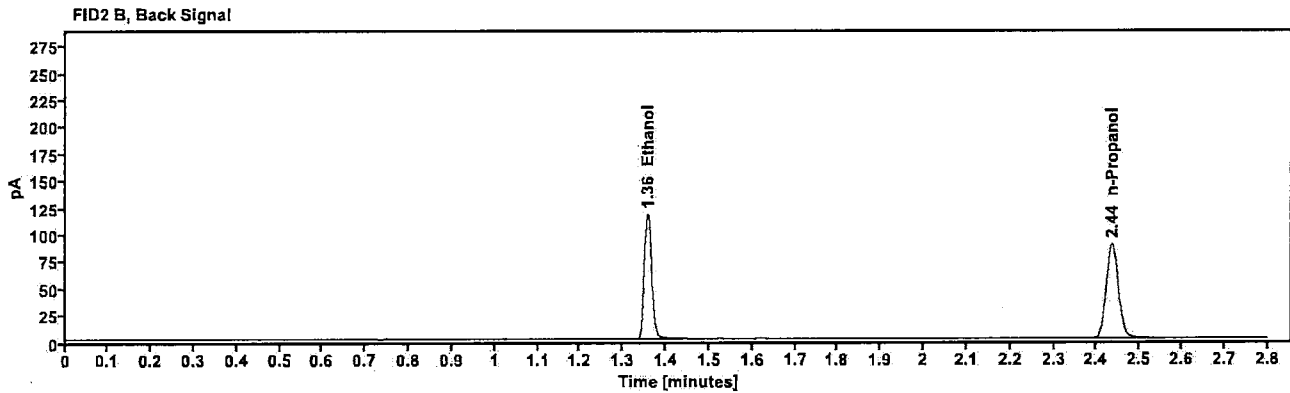
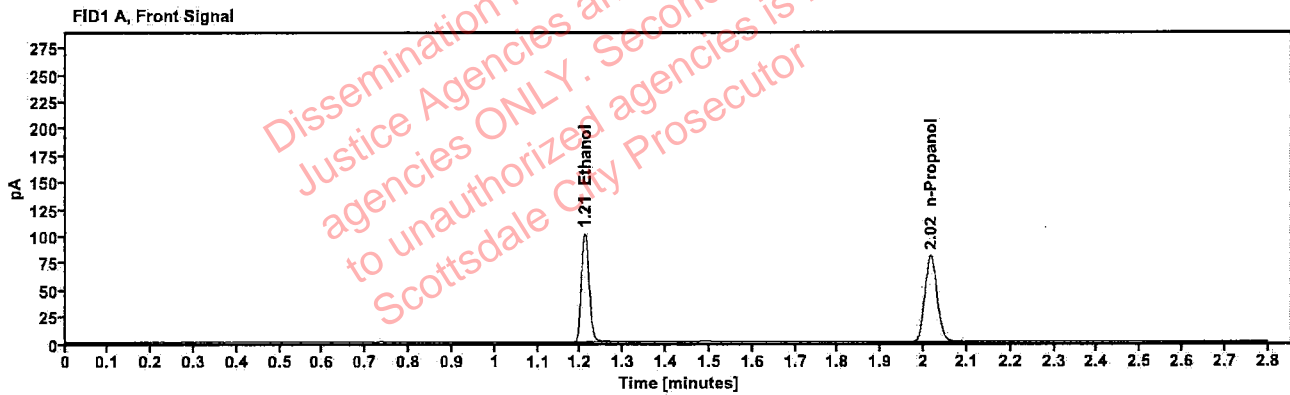


Table 1: FID 1 A (column DB-ALC1)

Compound	Amount (g/100mL)	Time (min)	Peak Area
>Ethanol	0.2067	1.210	129.024
n-Propanol	---	2.016	161.422

Table 2: FID 2 B (column DB-ALC2)

Compound	Time (min)	Peak Area
Ethanol	1.357	141.042
n-Propanol	2.436	175.834

Case: [REDACTED] : Brooke, Phillip - (07-Jun-2023)

User: pbrooke 6/7/2023

Scottsdale Police Department Crime Lab Volatiles Analysis

Sample:	VIAL000253	Vial:	19
Description:	[REDACTED]	LIMS ID:	[REDACTED]
Method:	ethanol quant.M	Sequence:	06Jun23
Instrument:	US14173023 CN14160045	Injection date:	6/6/2023 2:22:17 PM
Data file:	C:\Chem32\1\Data\06Jun23\19.D	Analyst:	Brooke

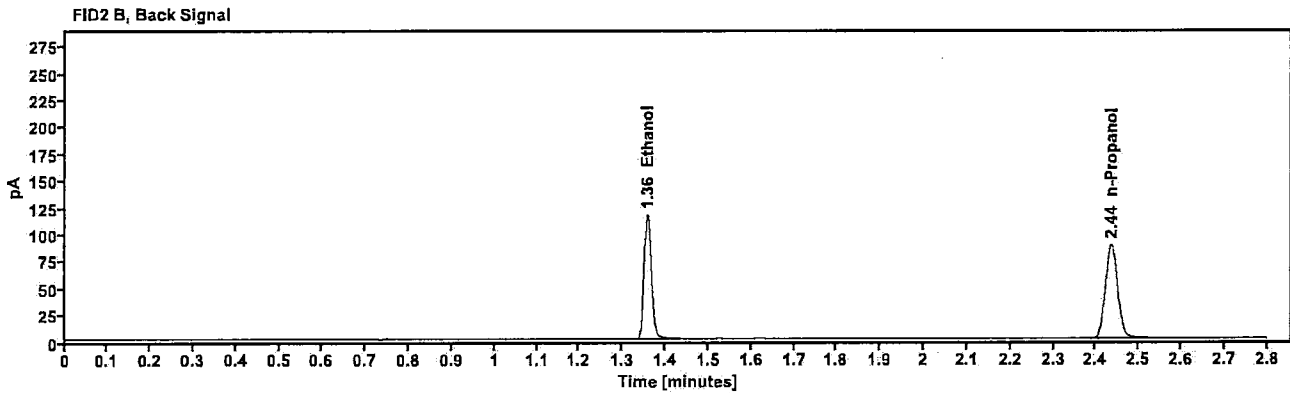
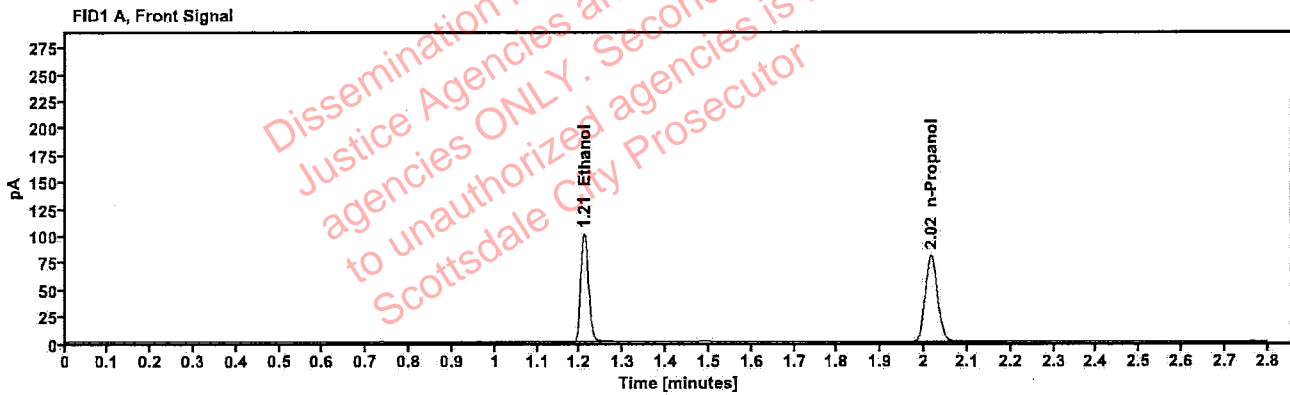


Table 1: FID 1 A (column DB-ALC1)

Compound	Amount (g/100mL)	Time (min)	Peak Area
>Ethanol	0.2066	1.210	128.779
n-Propanol	-----	2.016	161.183

Table 2: FID 2 B (column DB-ALC2)

Compound	Time (min)	Peak Area
Ethanol	1.358	140.730
n-Propanol	2.436	175.506

[REDACTED]: Brooke, Phillip - (07-Jun-2023)

Case: [REDACTED] User: pbrooke 6/7/2023

Scottsdale Police Department Crime Lab Volatiles Analysis

Sample:	2310466-2	Vial:	21
Description:	[REDACTED]	LIMS ID:	[REDACTED]
Method:	ethanol quant.M	Sequence:	06Jun23
Instrument:	US14173023 CN14160045	Injection date:	6/6/2023 2:30:18 PM
Data file:	C:\Chem32\1\Data\06Jun23\21.D	Analyst:	Brooke

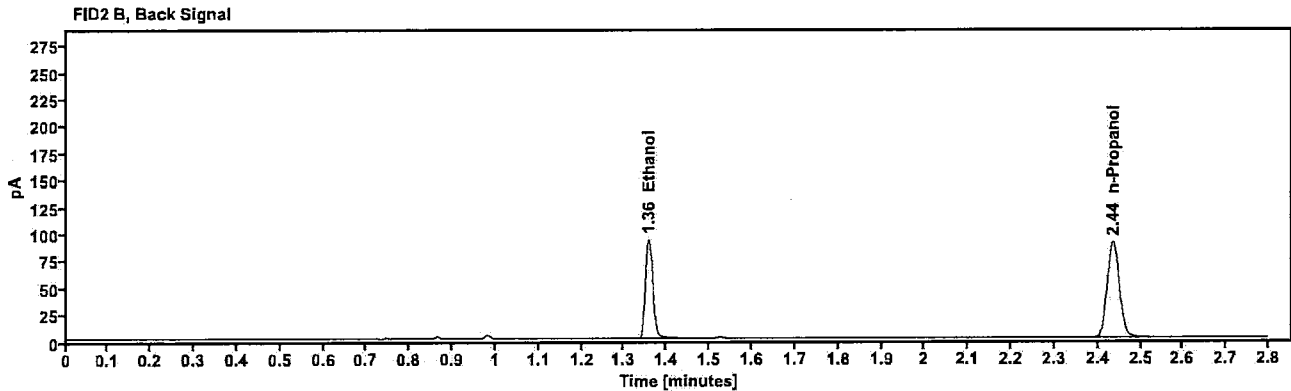
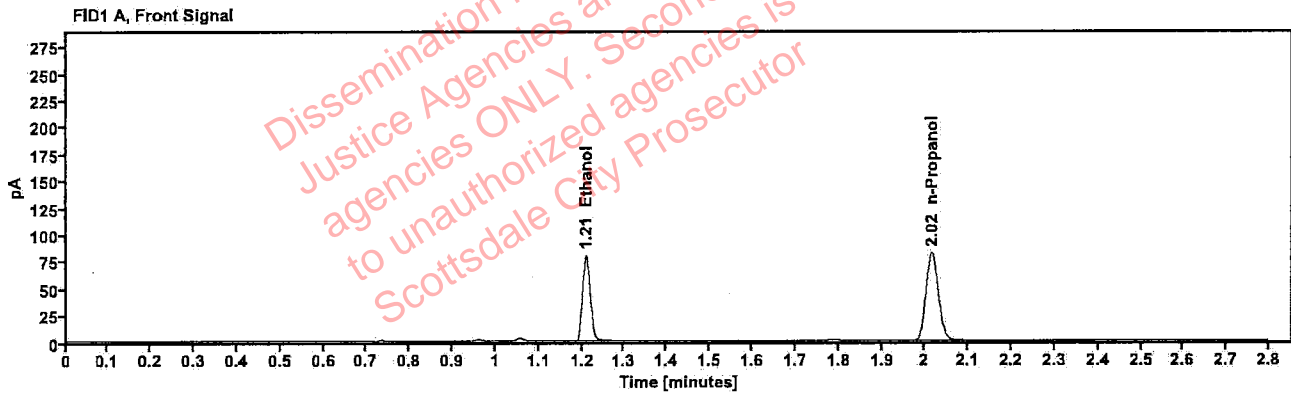


Table 1: FID 1 A (column DB-ALC1)

Compound	Amount (g/100mL)	Time (min)	Peak Area
>Ethanol	0.1624	1.210	102.406
n-Propanol	—	2.016	163.480

Table 2: FID 2 B (column DB-ALC2)

Compound	Time (min)	Peak Area
Ethanol	1.358	111.905
n-Propanol	2.436	177.924

Case: [REDACTED]: Brooke, Phillip - (07-Jun-2023)

User: pbrooke 6/7/2023

Scottsdale Police Department Crime Lab Volatiles Analysis

Sample:	2310466-2	Vial:	22
Description:	[REDACTED]	LIMS ID:	[REDACTED]
Method:	ethanol quant.M	Sequence:	06Jun23
Instrument:	US14173023 CN14160045	Injection date:	6/6/2023 2:34:17 PM
Data file:	C:\Chem32\1\Data\06Jun23\22.D	Analyst:	Brooke

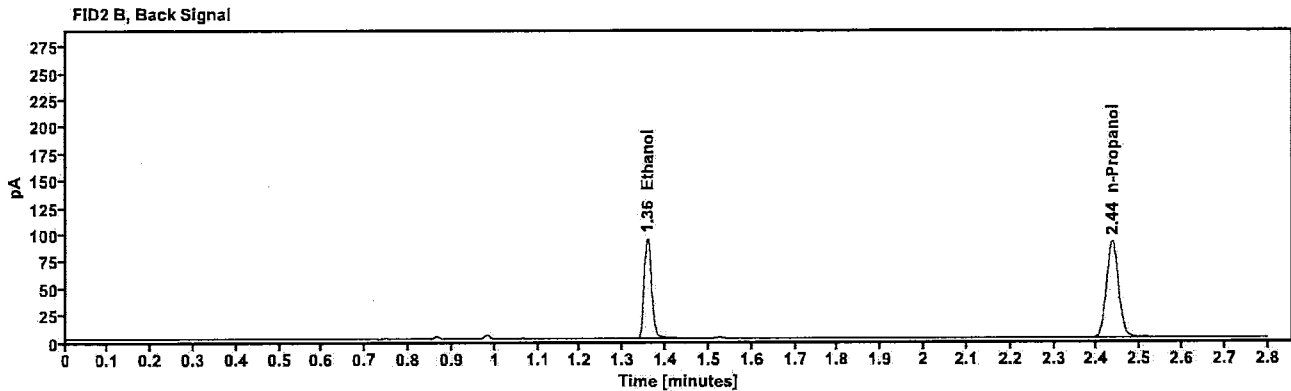
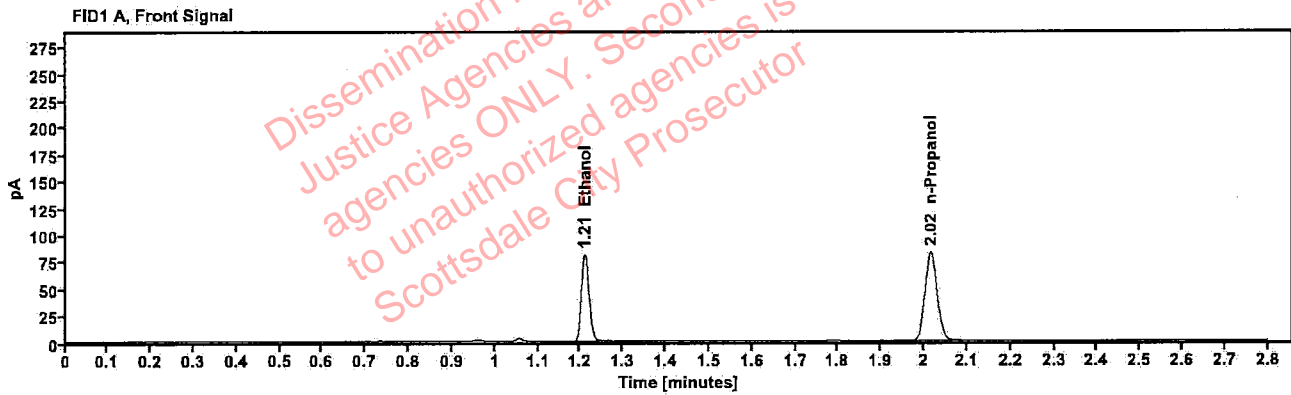


Table 1: FID 1 A (column DB-ALC1)

Compound	Amount (g/100mL)	Time (min)	Peak Area
>Ethanol	0.1630	1.210	103.707
n-Propanol	---	2.016	164.896

Table 2: FID 2 B (column DB-ALC2)

Compound	Time (min)	Peak Area
Ethanol	1.358	113.422
n-Propanol	2.435	179.553

Case: [REDACTED] : Brooke, Phillip - (07-Jun-2023)

User: pbrooke 6/7/2023

Scottsdale Police Department Crime Lab Volatiles Analysis

Sample:	327-01A.O.	Vial:	23
Description:	[REDACTED]	LIMS ID:	[REDACTED]
Method:	ethanol quant.M	Sequence:	06Jun23
Instrument:	US14173023 CN14160045	Injection date:	6/6/2023 2:38:18 PM
Data file:	C:\Chem32\1\Data\06Jun23\23.D	Analyst:	Brooke

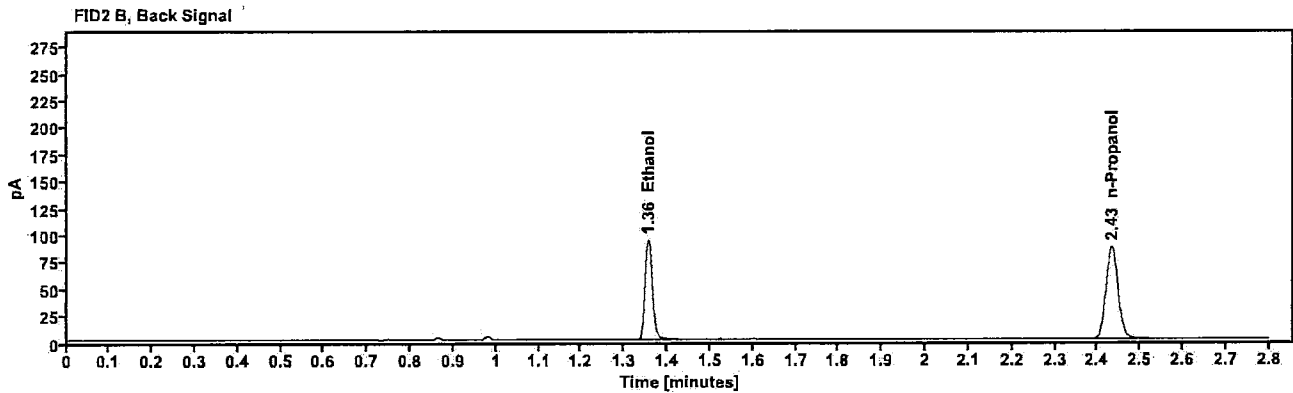
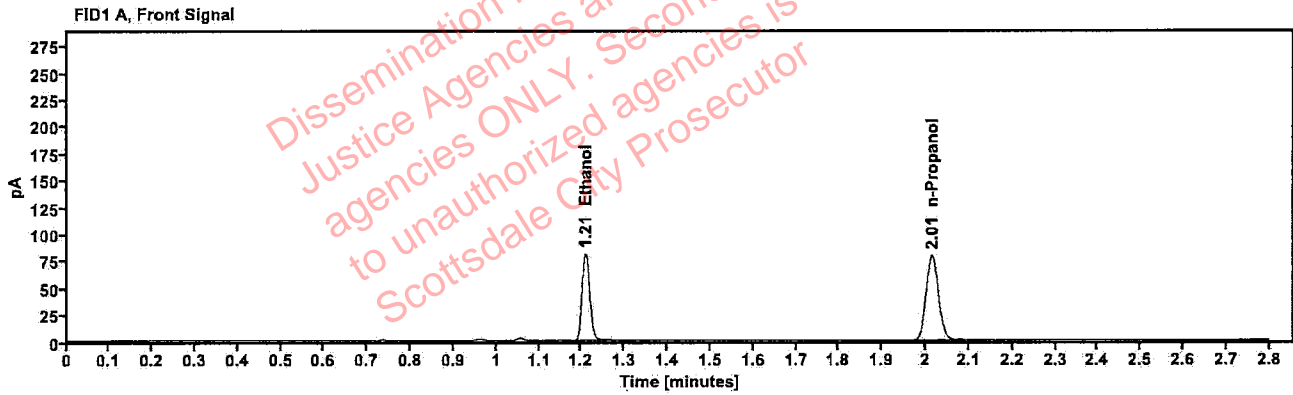


Table 1: FID 1 A (column DB-ALC1)

Compound	Amount (g/100mL)	Time (min)	Peak Area
>Ethanol	0.1691	1.209	102.993
n-Propanol	—	2.014	157.821

Table 2: FID 2 B (column DB-ALC2)

Compound	Time (min)	Peak Area
Ethanol	1.355	112.583
n-Propanol	2.433	172.099

Scottsdale Police Department Crime Lab Volatiles Analysis

Sample:	327-01A.O.	Vial:	24
Description:	[REDACTED]	LIMS ID:	[REDACTED]
Method:	ethanol quant.M	Sequence:	06Jun23
Instrument:	US14173023 CN14160045	Injection date:	6/6/2023 2:42:18 PM
Data file:	C:\Chem32\1\Data\06Jun23\24.D	Analyst:	Brooke

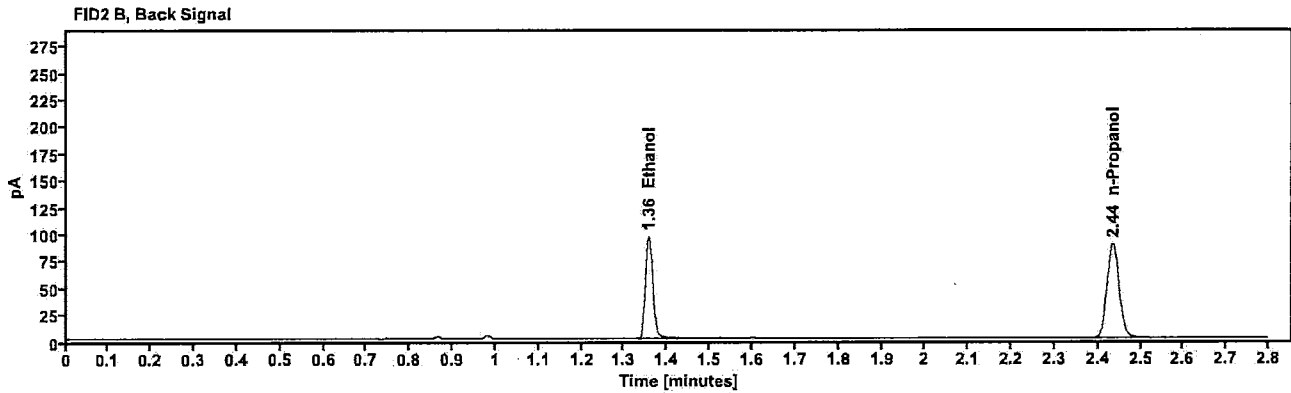
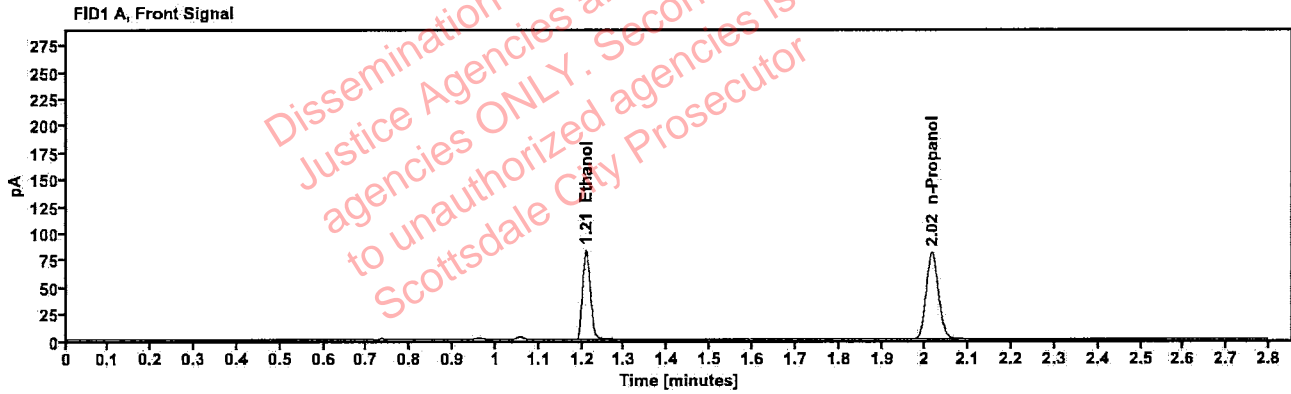


Table 1: FID 1 A (column DB-ALC1)

Compound	Amount (g/100mL)	Time (min)	Peak Area
>Ethanol	0.1711	1.210	106.174
n-Propanol	---	2.016	160.778

Table 2: FID 2 B (column DB-ALC2)

Compound	Time (min)	Peak Area
Ethanol	1.357	116.176
n-Propanol	2.435	175.319

Brooke, Phillip - (07-Jun-2023)

Case: [REDACTED] User: pbrooke 6/7/2023

Scottsdale Police Department Crime Lab Volatiles Analysis

Sample:	423-01E.M.	Vial:	25
Description:	[REDACTED]	LIMS ID:	[REDACTED]
Method:	ethanol quant.M	Sequence:	06Jun23
Instrument:	US14173023 CN14160045	Injection date:	6/6/2023 2:46:32 PM
Data file:	C:\Chem32\11\Data\06Jun23\25.D	Analyst:	Brooke

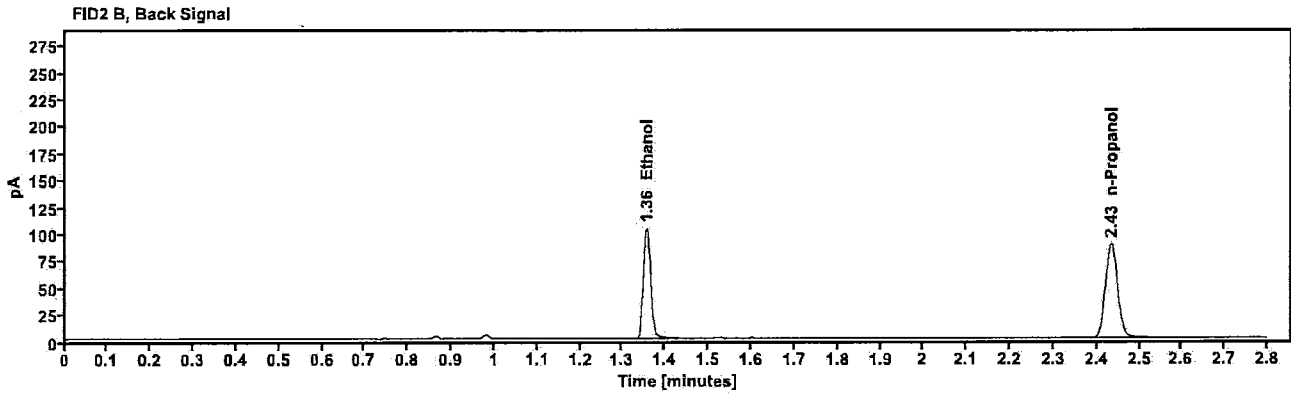
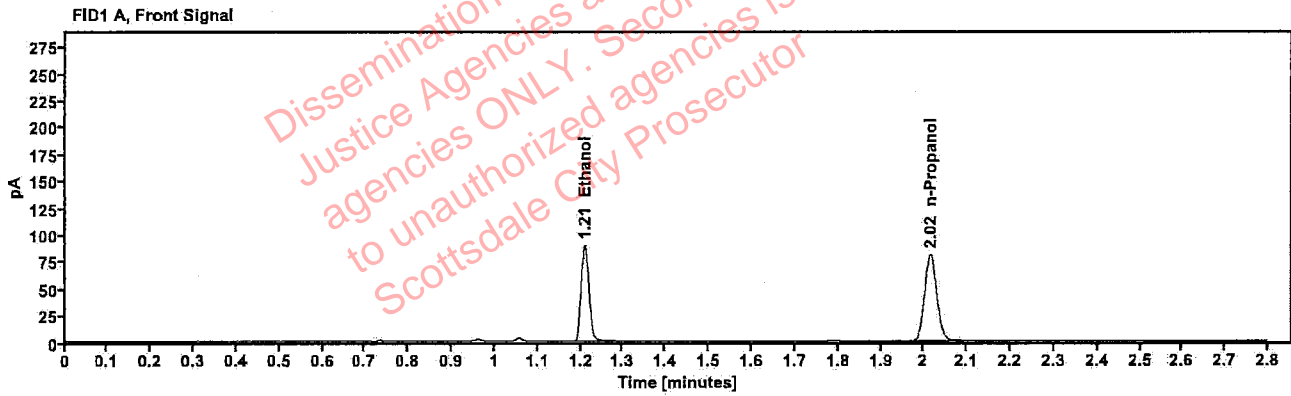


Table 1: FID 1 A (column DB-ALC1)

Compound	Amount (g/100mL)	Time (min)	Peak Area
>Ethanol	0.1845	1.210	114.571
n-Propanol	—	2.015	160.704

Table 2: FID 2 B (column DB-ALC2)

Compound	Time (min)	Peak Area
Ethanol	1.357	124.998
n-Propanol	2.434	175.150

Scottsdale Police Department Crime Lab Volatiles Analysis

Sample:	423-01E.M.	Vial:	26
Description:	[REDACTED]	LIMS ID:	[REDACTED]
Method:	ethanol quant.M	Sequence:	06Jun23
Instrument:	US14173023 CN14160045	Injection date:	6/6/2023 2:50:33 PM
Data file:	C:\Chem32\1\Data\06Jun23\26.D	Analyst:	Brooke

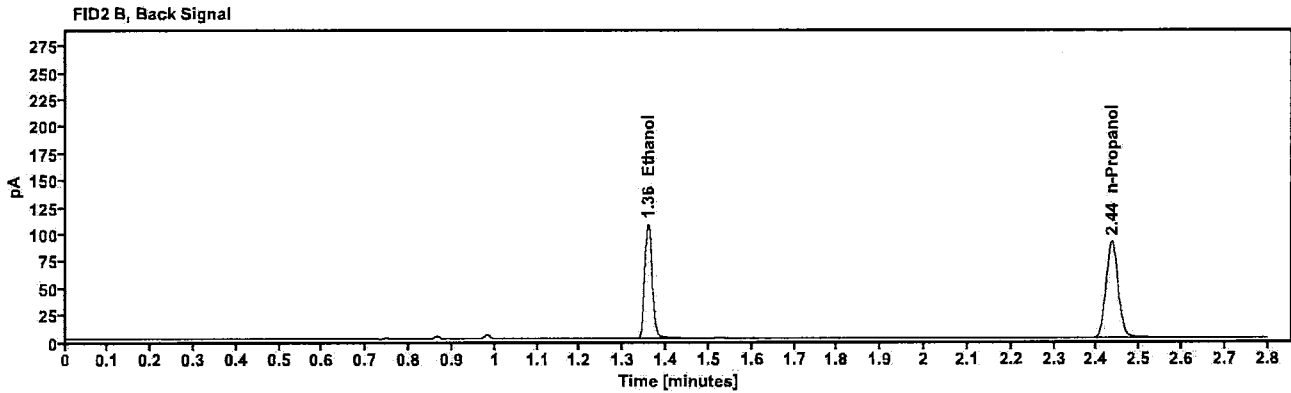
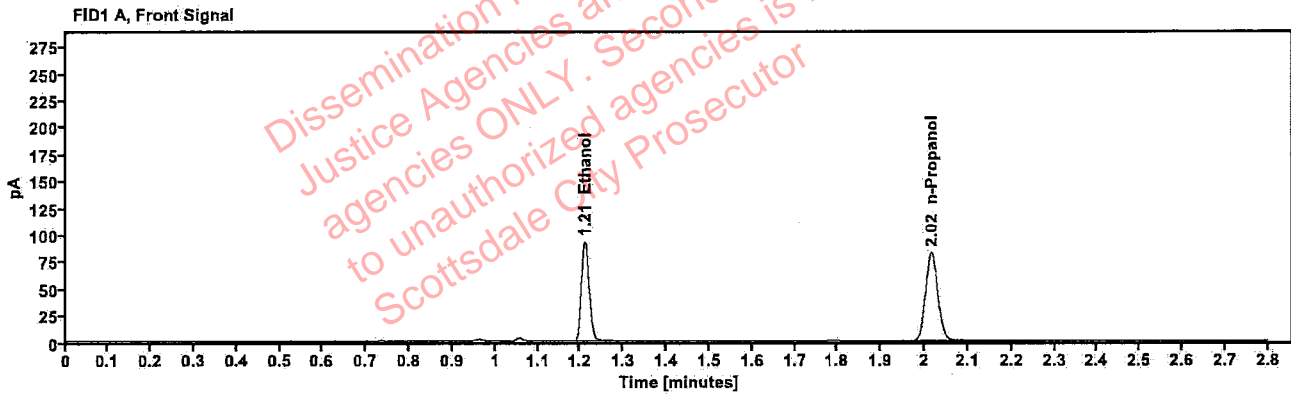


Table 1: FID 1 A (column DB-ALC1)

Compound	Amount (g/100mL)	Time (min)	Peak Area
>Ethanol	0.1861	1.210	118.294
n-Propanol	---	2.016	164.537

Table 2: FID 2 B (column DB-ALC2)

Compound	Time (min)	Peak Area
Ethanol	1.358	129.524
n-Propanol	2.435	179.253

Case: [REDACTED]: Brooke, Phillip - (07-Jun-2023)

User: pbrooke 6/7/2023

Scottsdale Police Department Crime Lab Volatiles Analysis

Sample:	404-01T.D.	Vial:	27
Description:	[REDACTED]	LIMS ID:	[REDACTED]
Method:	ethanol quant.M	Sequence:	06Jun23
Instrument:	US14173023 CN14160045	Injection date:	6/6/2023 2:54:32 PM
Data file:	C:\Chem32\11\Data\06Jun23\27.D	Analyst:	Brooke

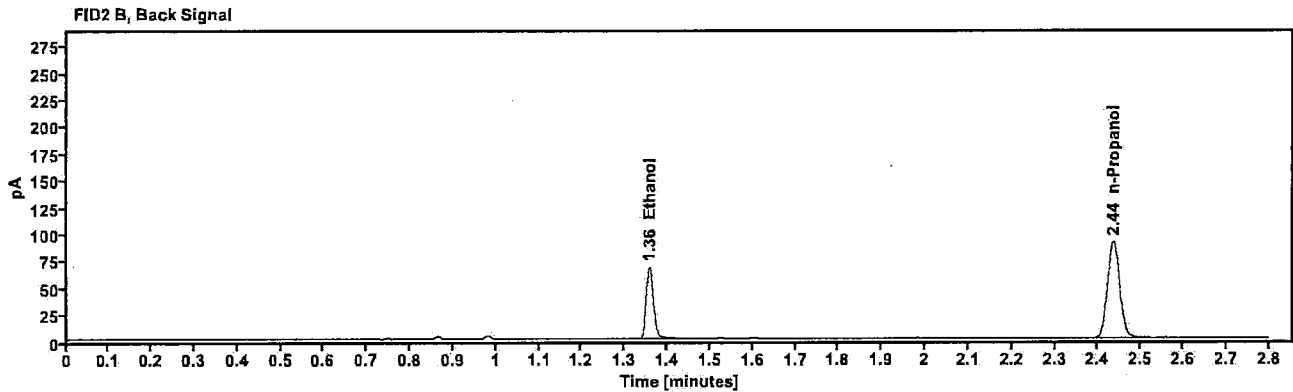
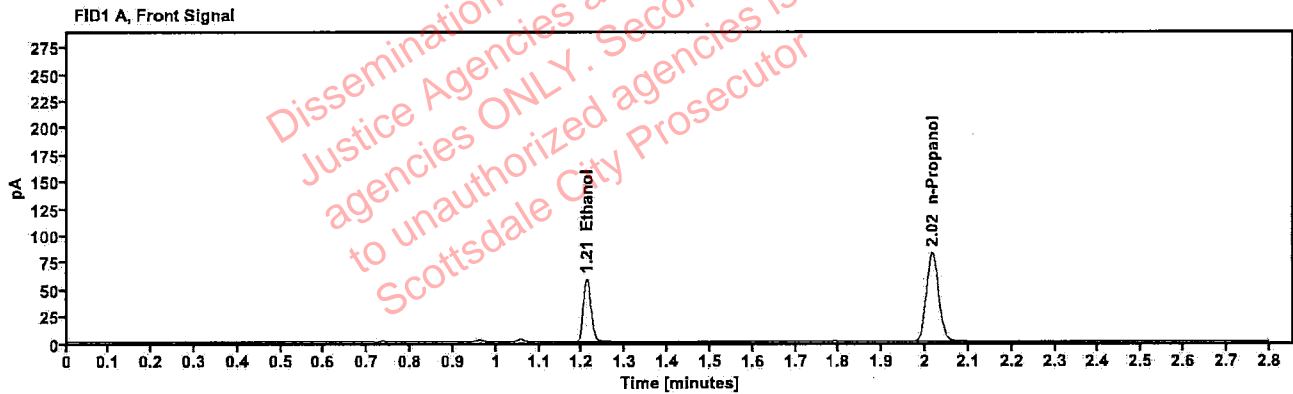


Table 1: FID 1 A (column DB-ALC1)

Compound	Amount (g/100mL)	Time (min)	Peak Area
>Ethanol	0.1183	1.211	74.826
n-Propanol	—	2.016	164.621

Table 2: FID 2 B (column DB-ALC2)

Compound	Time (min)	Peak Area
Ethanol	1.358	81.675
n-Propanol	2.435	179.103

Scottsdale Police Department Crime Lab Volatiles Analysis

Sample:	404-01T.D.	Vial:	28
Description:	[REDACTED]	LIMS ID:	[REDACTED]
Method:	ethanol quant.M	Sequence:	06Jun23
Instrument:	US14173023 CN14160045	Injection date:	6/6/2023 2:58:33 PM
Data file:	C:\Chem32\11\Data\06Jun23\28.D	Analyst:	Brooke

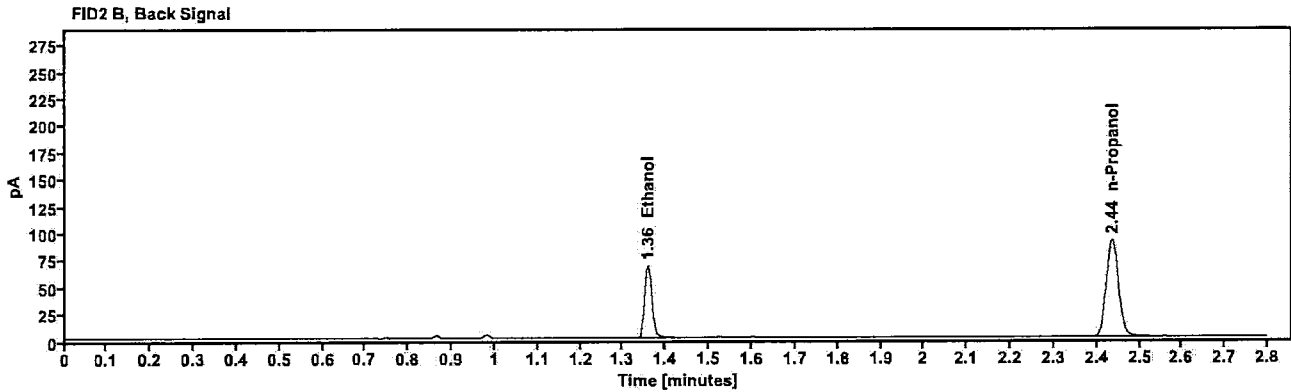
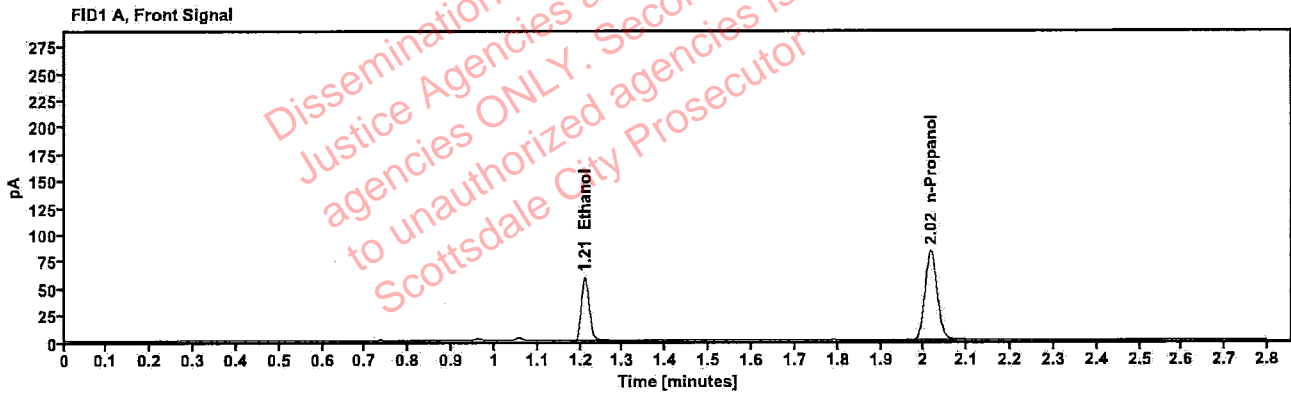


Table 1: FID 1 A (column DB-ALC1)

Compound	Amount (g/100mL)	Time (min)	Peak Area
>Ethanol	0.1183	1.211	75.141
n-Propanol	—	2.016	165.410

Table 2: FID 2 B (column DB-ALC2)

Compound	Time (min)	Peak Area
Ethanol	1.358	82.112
n-Propanol	2.436	179.798

Scottsdale Police Department Crime Lab Volatiles Analysis

Sample:	390-01V.V.	Vial:	29
Description:	[REDACTED]	LIMS ID:	[REDACTED]
Method:	ethanol quant.M	Sequence:	06Jun23
Instrument:	US14173023 CN14160045	Injection date:	6/6/2023 3:02:32 PM
Data file:	C:\Chem32\1\Data\06Jun23\29.D	Analyst:	Brooke

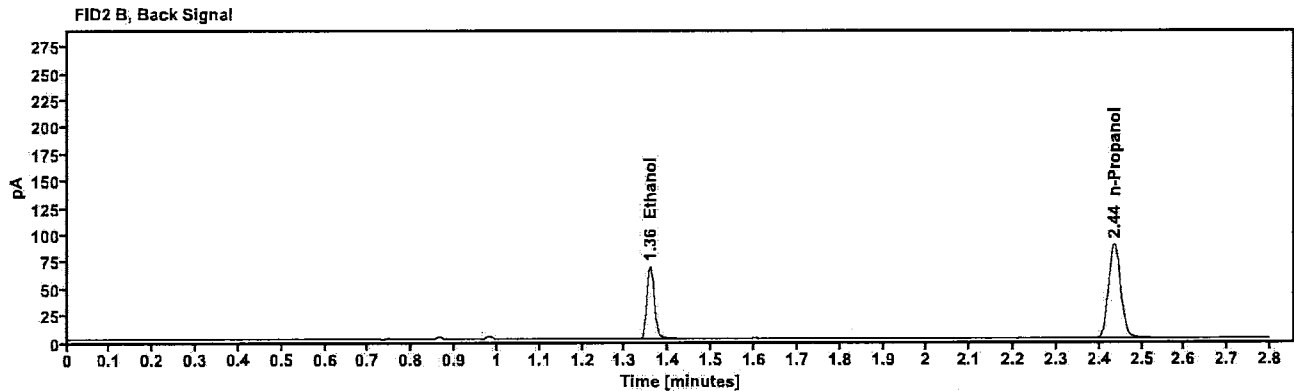
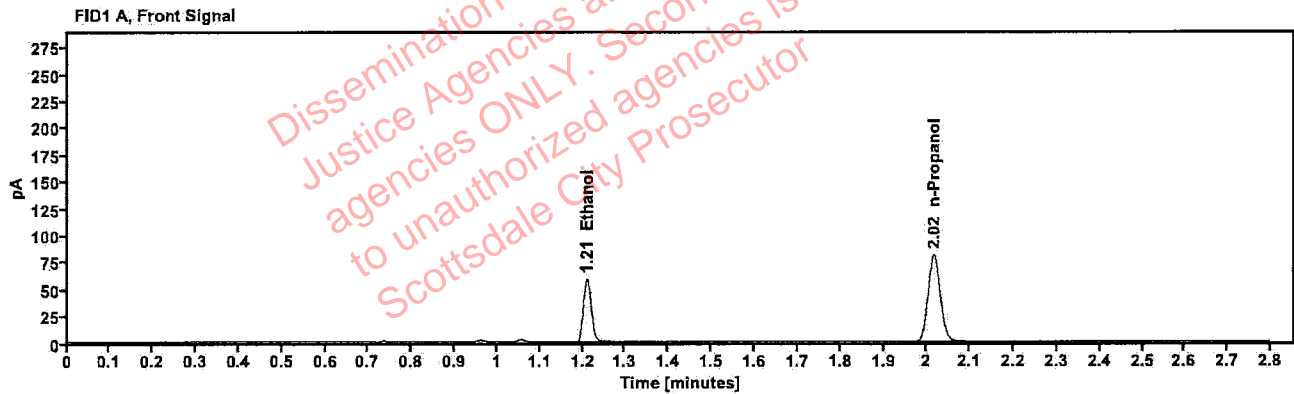


Table 1: FID 1 A (column DB-ALC1)

Compound	Amount (g/100mL)	Time (min)	Peak Area
>Ethanol	0.1221	1.211	75.276
n-Propanol	---	2.016	160.475

Table 2: FID 2 B (column DB-ALC2)

Compound	Time (min)	Peak Area
Ethanol	1.358	82.247
n-Propanol	2.436	174.762

[REDACTED] : Brooke, Phillip - (07-Jun-2023)

Case: [REDACTED] User: pbrooke 6/7/2023

Scottsdale Police Department Crime Lab Volatiles Analysis

Sample:	390-01V.V.	Vial:	30
Description:	[REDACTED]	LIMS ID:	[REDACTED]
Method:	ethanol quant.M	Sequence:	06Jun23
Instrument:	US14173023 CN14160045	Injection date:	6/6/2023 3:06:33 PM
Data file:	C:\Chem32\1\Data\06Jun23\30.D	Analyst:	Brooke

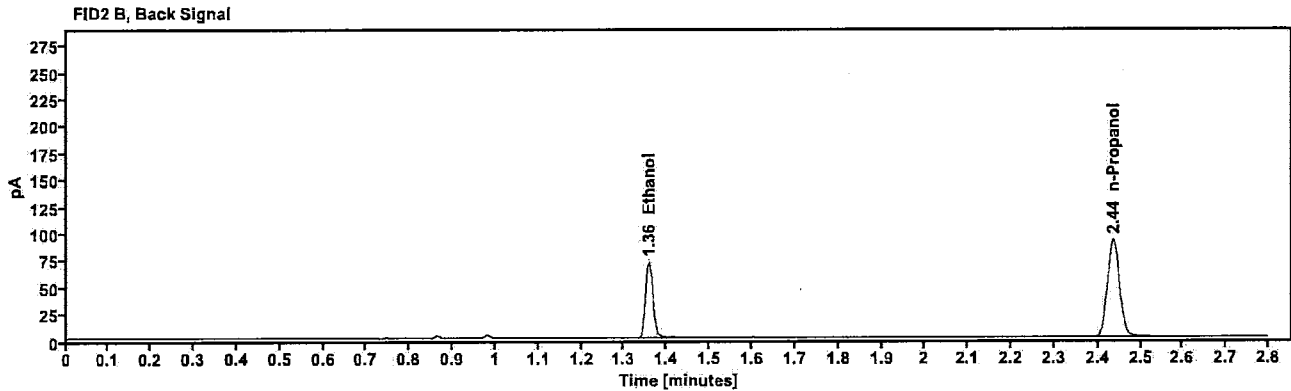
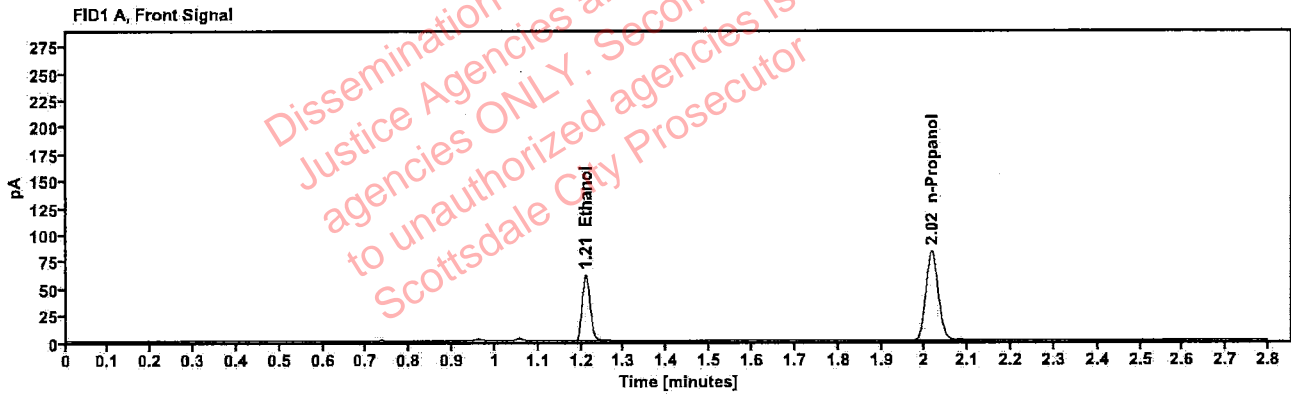


Table 1: FID 1 A (column DB-ALC1)

Compound	Amount (g/100mL)	Time (min)	Peak Area
>Ethanol	0.1235	1.211	78.758
n-Propanol	---	2.016	165.872

Table 2: FID 2 B (column DB-ALC2)

Compound	Time (min)	Peak Area
Ethanol	1.358	86.034
n-Propanol	2.436	180.822

Brooke, Phillip - (07-Jun-2023)

Case: User: pbrooke 6/7/2023

Scottsdale Police Department Crime Lab Volatiles Analysis

Sample:	390-01L.F.	Vial:	32
Description:		LIMS ID:	
Method:	ethanol quant.M	Sequence:	06Jun23
Instrument:	US14173023 CN14160045	Injection date:	6/6/2023 3:14:47 PM
Data file:	C:\Chem32\1\Data\06Jun23\32.D	Analyst:	Brooke

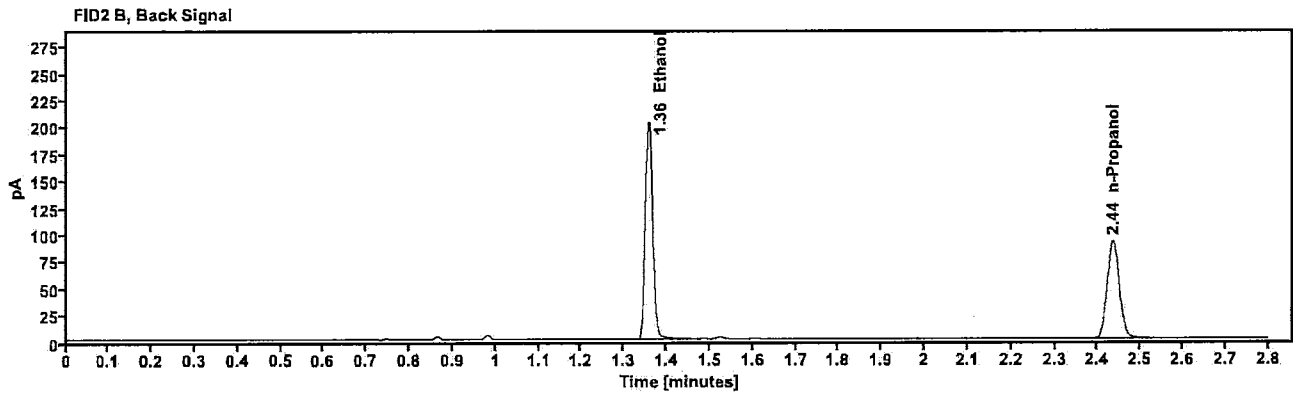
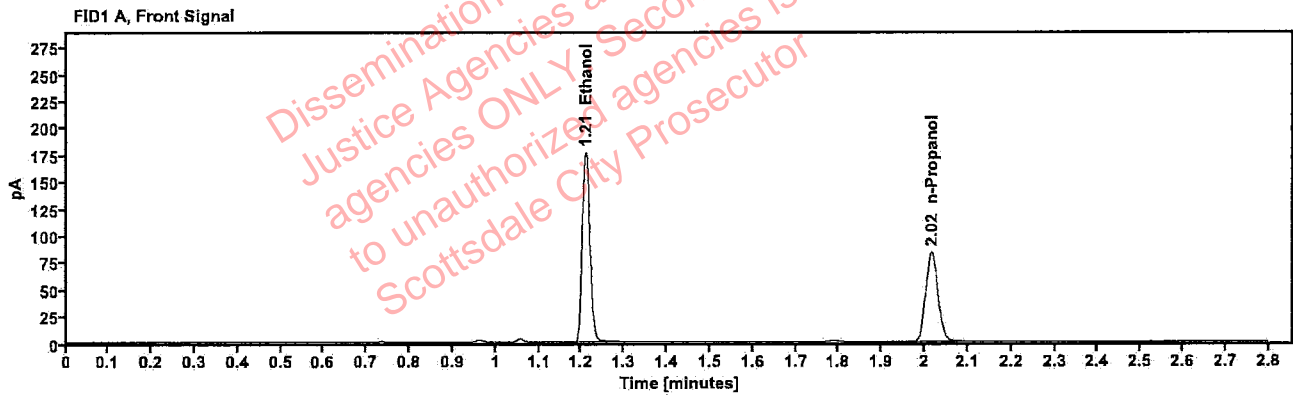


Table 1: FID 1 A (column DB-ALC1)

Compound	Amount (g/100mL)	Time (min)	Peak Area
>Ethanol	0.3474	1.210	224.709
n-Propanol	—	2.016	166.630

Table 2: FID 2 B (column DB-ALC2)

Compound	Time (min)	Peak Area
Ethanol	1.358	246.683
n-Propanol	2.436	181.279

[REDACTED]: Brooke, Phillip - (07-Jun-2023)

Case: [REDACTED] User: pbrooke 6/7/2023

Scottsdale Police Department Crime Lab Volatiles Analysis

Sample:	390-01L.F.	Vial:	33
Description:	[REDACTED]	LIMS ID:	[REDACTED]
Method:	ethanol quant.M	Sequence:	06Jun23
Instrument:	US14173023 CN14160045	Injection date:	6/6/2023 3:18:48 PM
Data file:	C:\Chem32\1\Data\06Jun23\33.D	Analyst:	Brooke

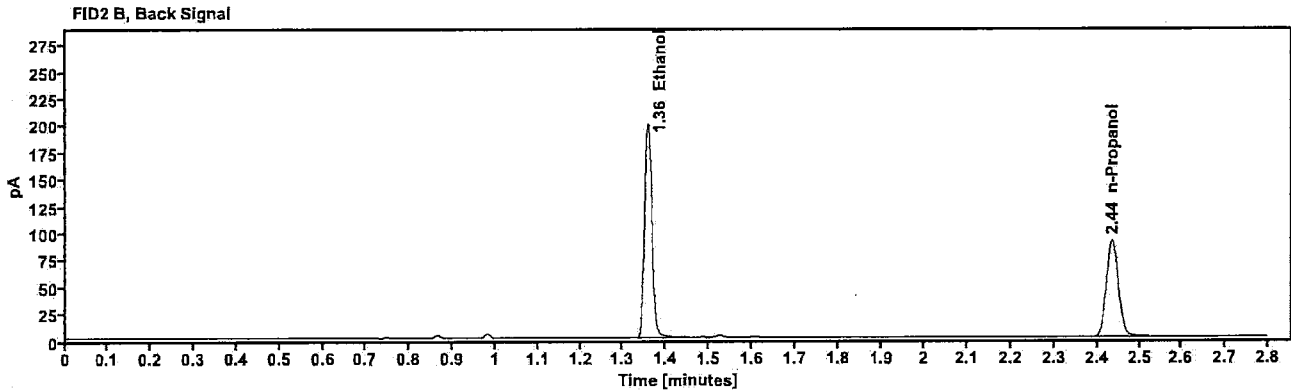
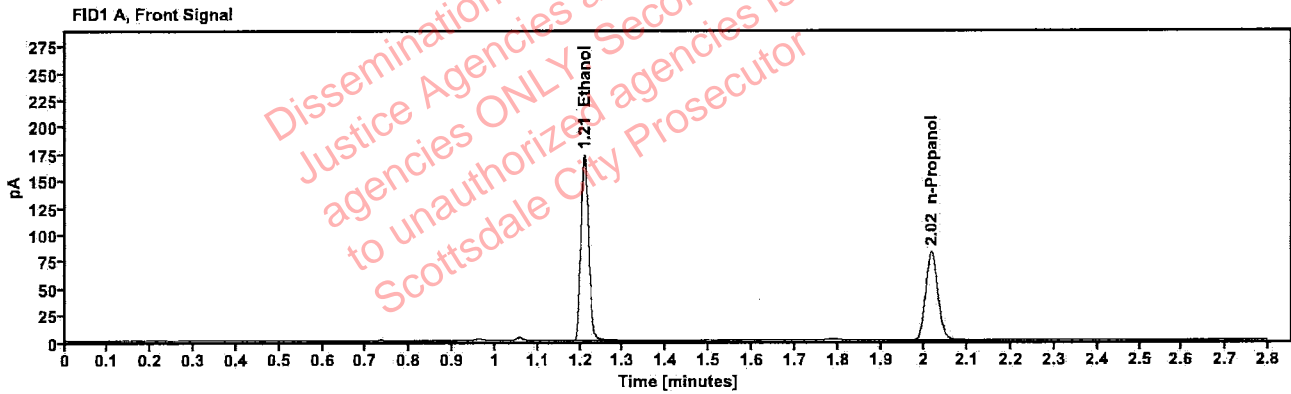


Table 1: FID 1 A (column DB-ALC1)

Compound	Amount (g/100mL)	Time (min)	Peak Area
>Ethanol	0.3463	1.210	220.763
n-Propanol	—	2.016	164.201

Table 2: FID 2 B (column DB-ALC2)

Compound	Time (min)	Peak Area
Ethanol	1.358	243.912
n-Propanol	2.435	178.722

Brooke, Phillip - (07-Jun-2023)

Case: [REDACTED] User: pbrooke 6/7/2023

Scottsdale Police Department Crime Lab Volatiles Analysis

Sample:	405-01M.D.	Vial:	34
Description:	[REDACTED]	LIMS ID:	[REDACTED]
Method:	ethanol quant.M	Sequence:	06Jun23
Instrument:	US14173023 CN14160045	Injection date:	6/6/2023 3:22:48 PM
Data file:	C:\Chem32\11\Data\06Jun23\34.D	Analyst:	Brooke

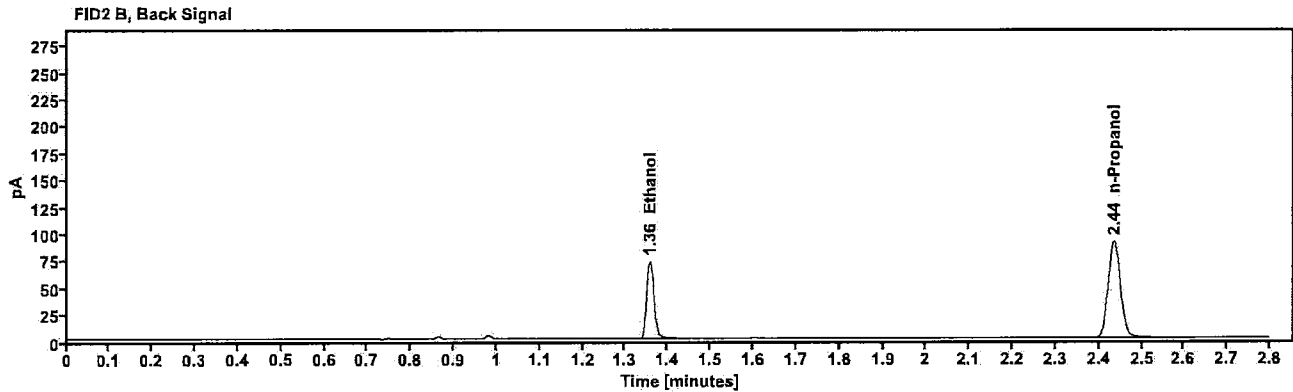
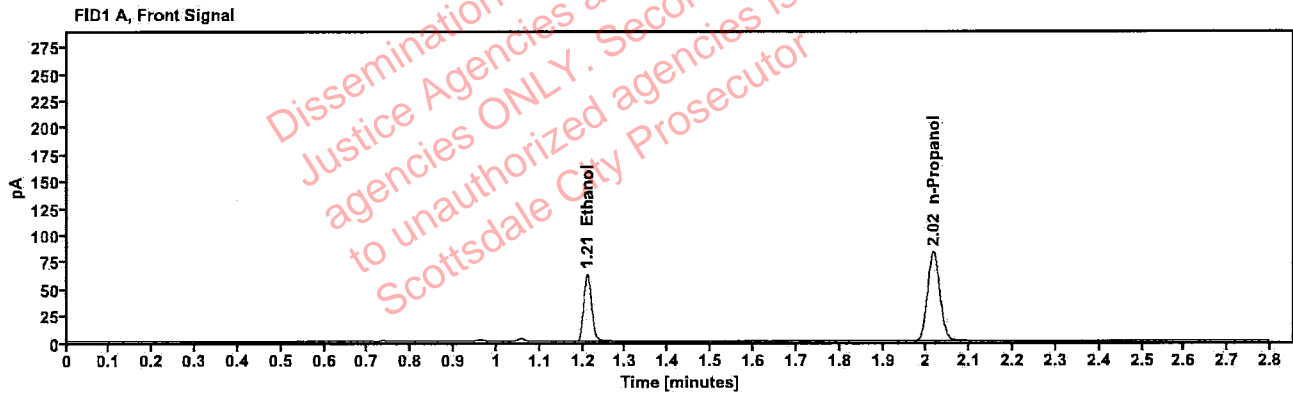


Table 1: FID 1 A (column DB-ALC1)

Compound	Amount (g/100mL)	Time (min)	Peak Area
>Ethanol	0.1266	1.210	80.325
n-Propanol	---	2.016	165.021

Table 2: FID 2 B (column DB-ALC2)

Compound	Time (min)	Peak Area
Ethanol	1.358	87.736
n-Propanol	2.435	179.885

Scottsdale Police Department Crime Lab Volatiles Analysis

Sample:	405-01M.D.	Vial:	35
Description:	[REDACTED]	LIMS ID:	[REDACTED]
Method:	ethanol quant.M	Sequence:	06Jun23
Instrument:	US14173023 CN14160045	Injection date:	6/6/2023 3:26:48 PM
Data file:	C:\Chem32\1\Data\06Jun23\35.D	Analyst:	Brooke

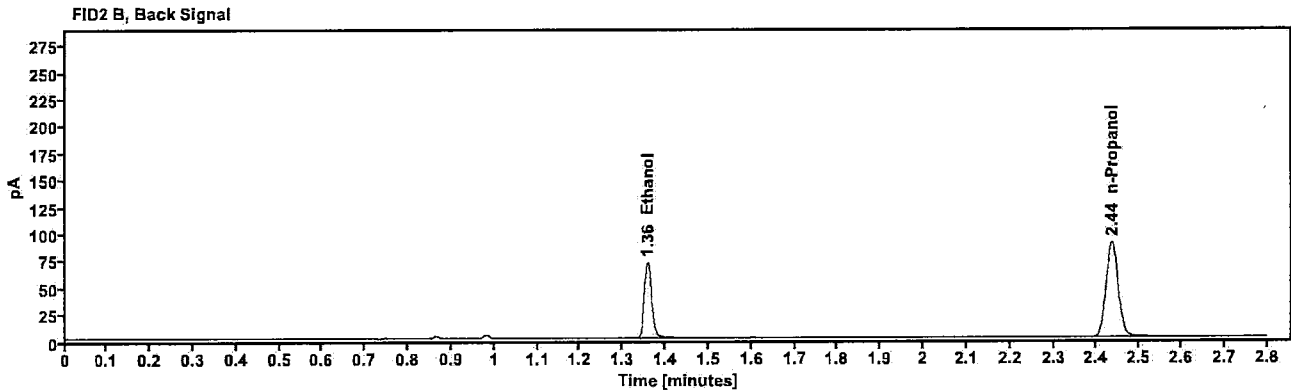
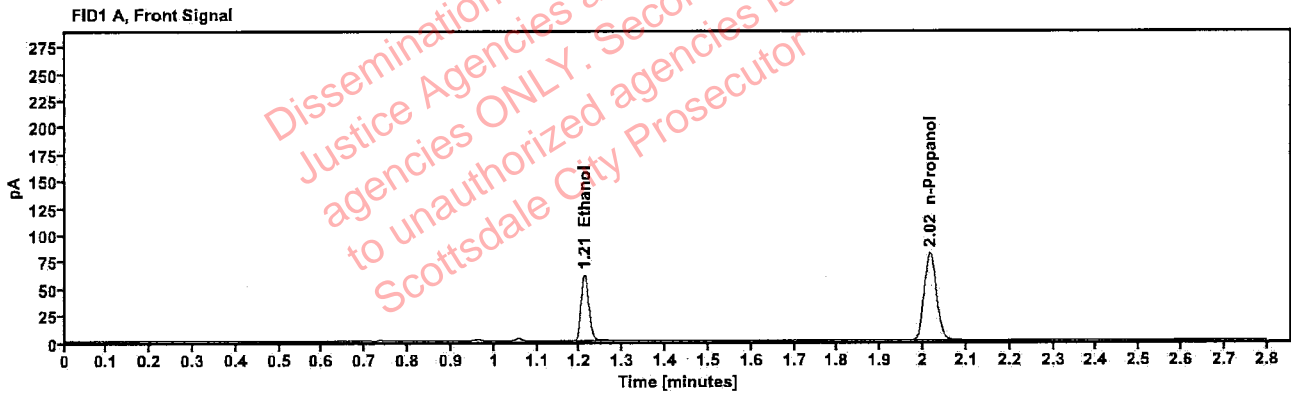


Table 1: FID 1 A (column DB-ALC1)

Compound	Amount (g/100mL)	Time (min)	Peak Area
>Ethanol	0.1262	1.211	78.986
n-Propanol	—	2.016	162.733

Table 2: FID 2 B (column DB-ALC2)

Compound	Time (min)	Peak Area
Ethanol	1.358	86.234
n-Propanol	2.435	177.449

Case: [REDACTED] : Brooke, Phillip - (07-Jun-2023)

User: pbrooke 6/7/2023

Scottsdale Police Department Crime Lab Volatiles Analysis

Sample:	390-01M.B.	Vial:	36
Description:	[REDACTED]	LIMS ID:	[REDACTED]
Method:	ethanol quant.M	Sequence:	06Jun23
Instrument:	US14173023 CN14160045	Injection date:	6/6/2023 3:30:48 PM
Data file:	C:\Chem32\11\Data\06Jun23\36.D	Analyst:	Brooke

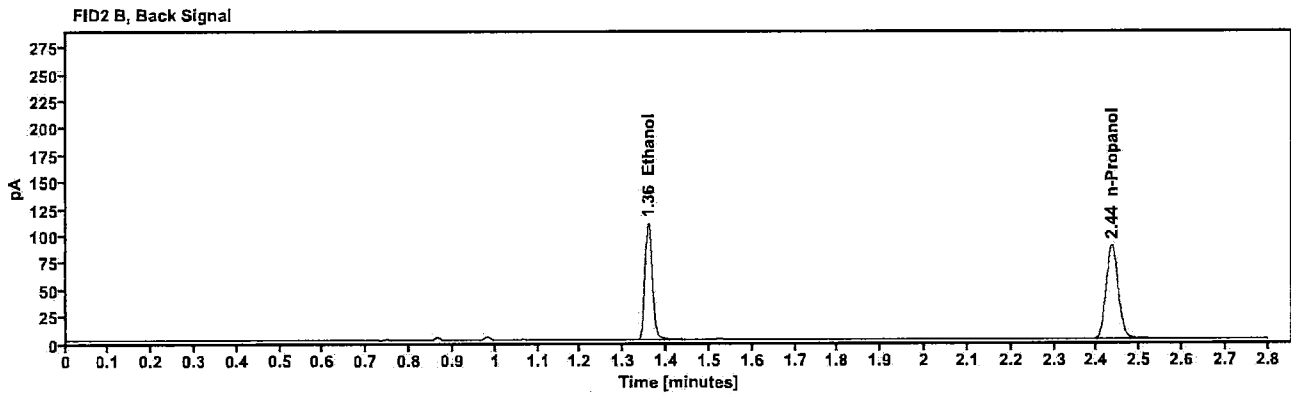
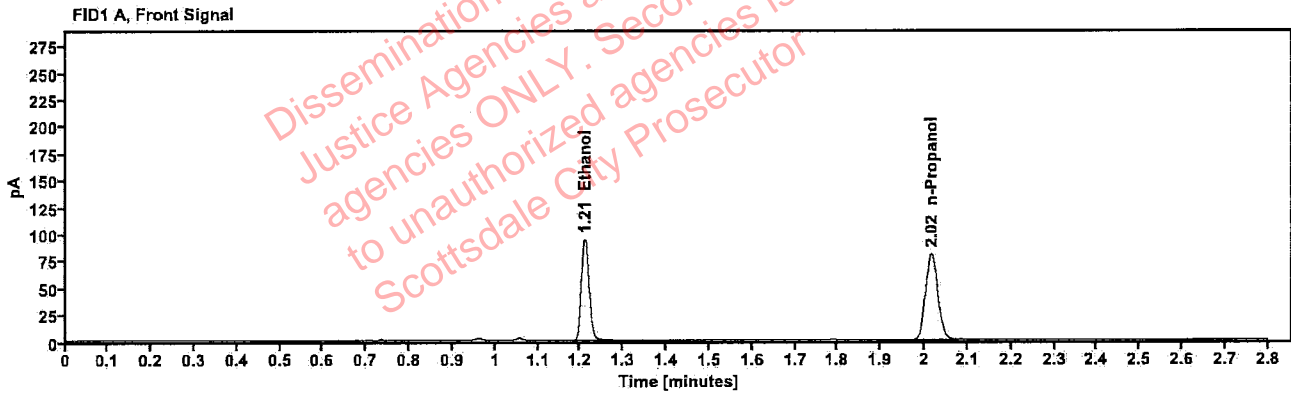


Table 1: FID 1 A (column DB-ALC1)

Compound	Amount (g/100mL)	Time (min)	Peak Area
>Ethanol	0.1945	1.210	120.642
n-Propanol	—	2.016	160.424

Table 2: FID 2 B (column DB-ALC2)

Compound	Time (min)	Peak Area
Ethanol	1.357	132.236
n-Propanol	2.435	174.750

Scottsdale Police Department Crime Lab Volatiles Analysis

Sample:	390-01M.B.	Vial:	37
Description:	[REDACTED]	LIMS ID:	[REDACTED]
Method:	ethanol quant.M	Sequence:	06Jun23
Instrument:	US14173023 CN14160045	Injection date:	6/6/2023 3:35:02 PM
Data file:	C:\Chem32\1\Data\06Jun23\37.D	Analyst:	Brooke

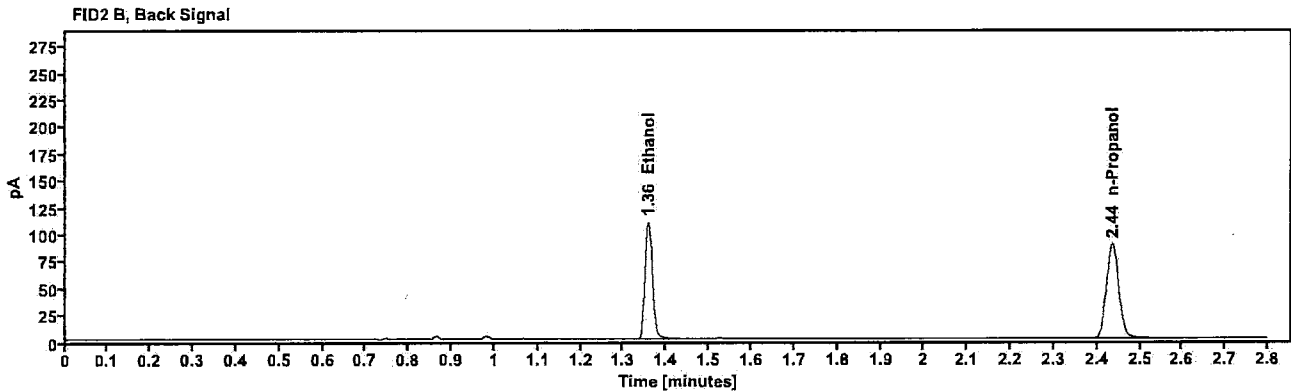
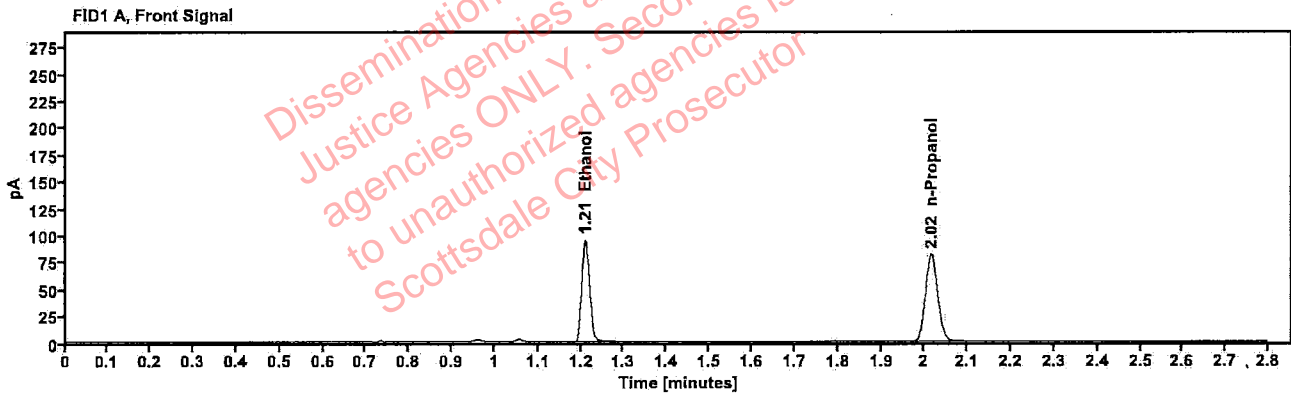


Table 1: FID 1 A (column DB-ALC1)

Compound	Amount (g/100mL)	Time (min)	Peak Area
>Ethanol	0.1948	1.210	121.571
n-Propanol	---	2.016	161.472

Table 2: FID 2 B (column DB-ALC2)

Compound	Time (min)	Peak Area
Ethanol	1.358	133.236
n-Propanol	2.435	175.813

: Brooke, Phillip - (07-Jun-2023)

Case: User: pbrooke 6/7/2023

Scottsdale Police Department Crime Lab Volatiles Analysis

Sample:	419-01J.M.	Vial:	38
Description:		LIMS ID:	
Method:	ethanol quant.M	Sequence:	06Jun23
Instrument:	US14173023 CN14160045	Injection date:	6/6/2023 3:39:02 PM
Data file:	C:\Chem32\1\Data\06Jun23\38.D	Analyst:	Brooke

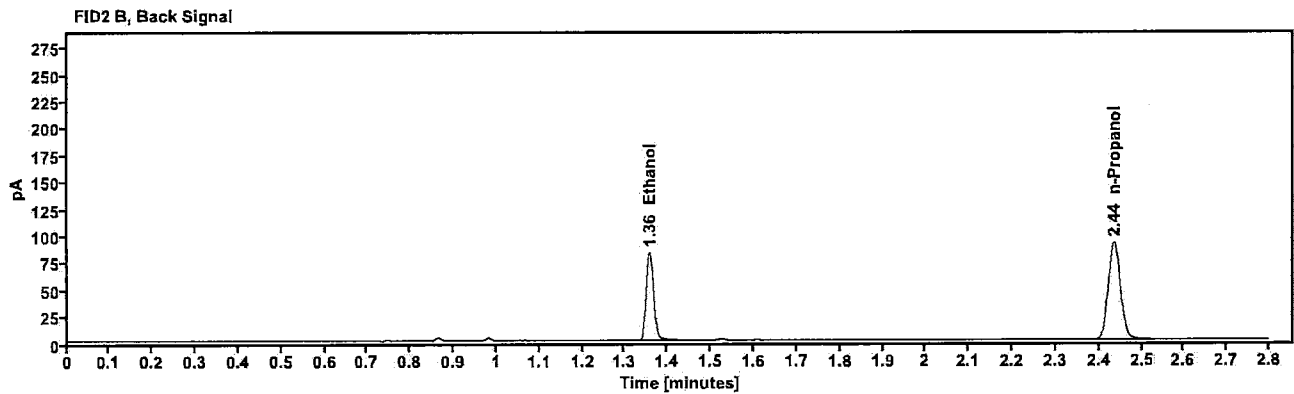
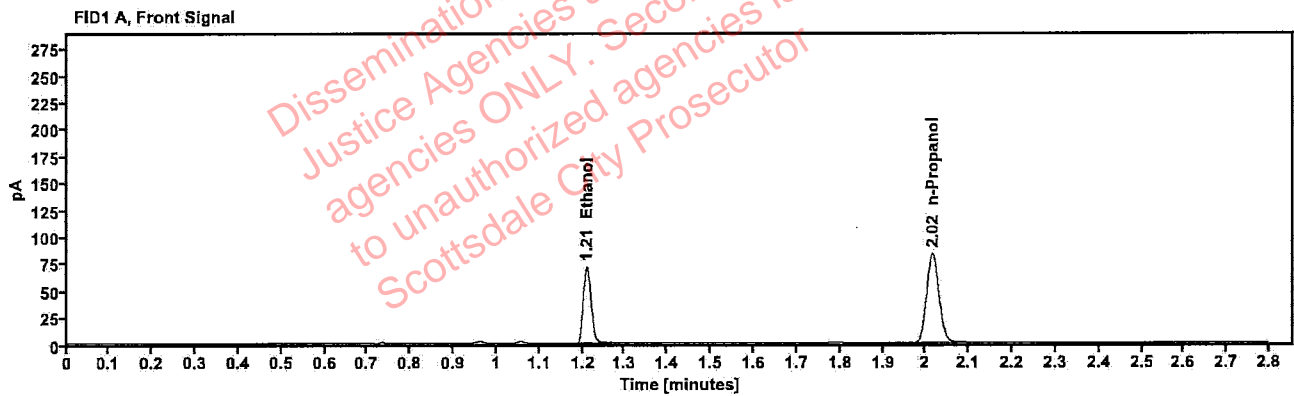


Table 1: FID 1 A (column DB-ALC1)

Compound	Amount (g/100mL)	Time (min)	Peak Area
>Ethanol	0.1433	1.210	91.298
n-Propanol	—	2.016	165.354

Table 2: FID 2 B (column DB-ALC2)

Compound	Time (min)	Peak Area
Ethanol	1.358	99.774
n-Propanol	2.435	179.945

Brooke, Phillip - (07-Jun-2023)

Case: [REDACTED] User: pbrooke 6/7/2023

Scottsdale Police Department Crime Lab Volatiles Analysis

Sample:	419-01J.M.	Vial:	39
Description:	[REDACTED]	LIMS ID:	[REDACTED]
Method:	ethanol quant.M	Sequence:	06Jun23
Instrument:	US14173023 CN14160045	Injection date:	6/6/2023 3:43:03 PM
Data file:	C:\Chem32\1\Data\06Jun23\39.D	Analyst:	Brooke

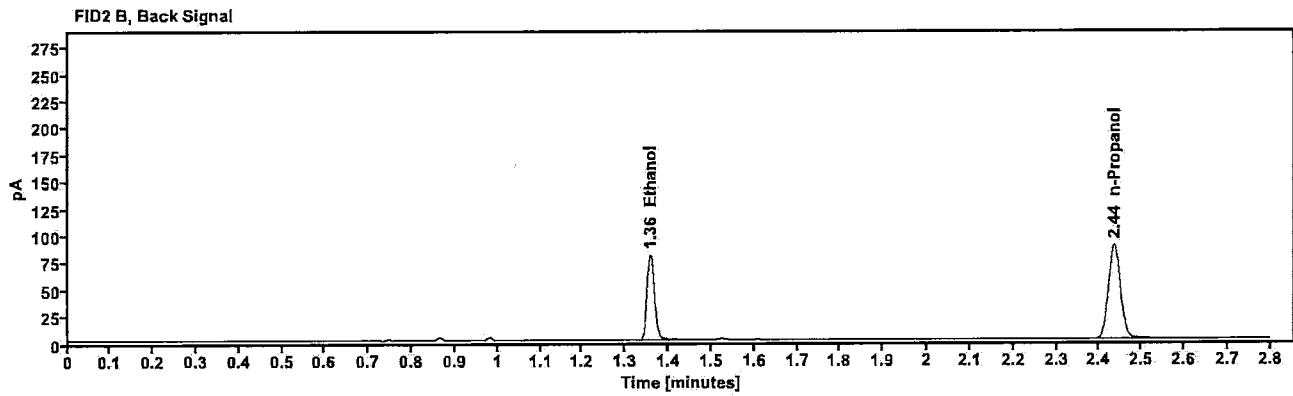
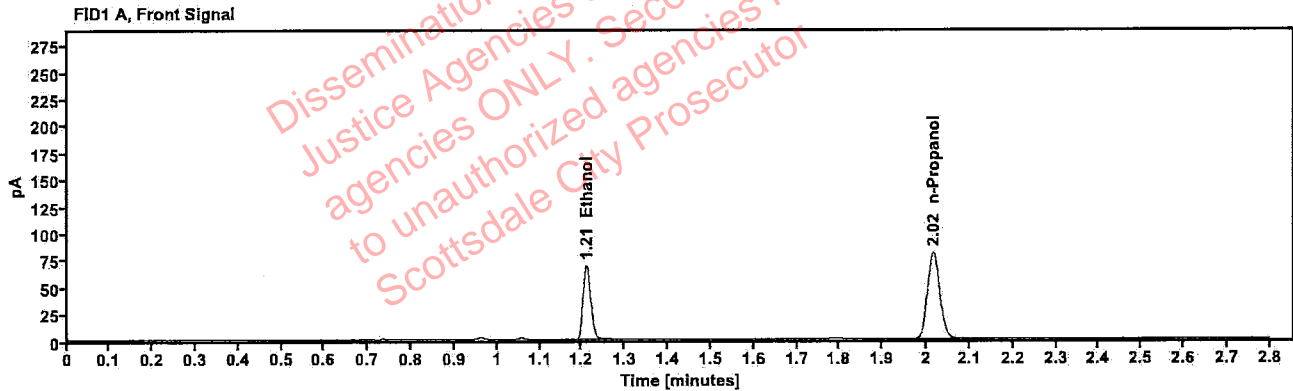


Table 1: FID 1 A (column DB-ALC1)

Compound	Amount (g/100mL)	Time (min)	Peak Area
>Ethanol	0.1424	1.210	88.351
n-Propanol	—	2.016	161.092

Table 2: FID 2 B (column DB-ALC2)

Compound	Time (min)	Peak Area
Ethanol	1.358	96.640
n-Propanol	2.435	175.264

Scottsdale Police Department Crime Lab Volatiles Analysis

Sample:	422-01A.T.	Vial:	40
Description:	[REDACTED]	LIMS ID:	[REDACTED]
Method:	ethanol quant.M	Sequence:	06Jun23
Instrument:	US14173023 CN14160045	Injection date:	6/6/2023 3:47:02 PM
Data file:	C:\Chem32\1\Data\06Jun23\40.D	Analyst:	Brooke

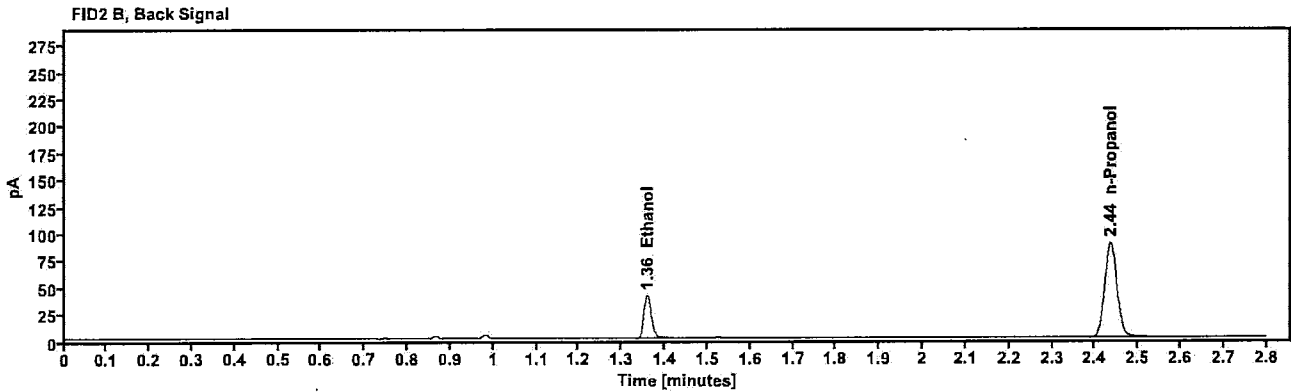
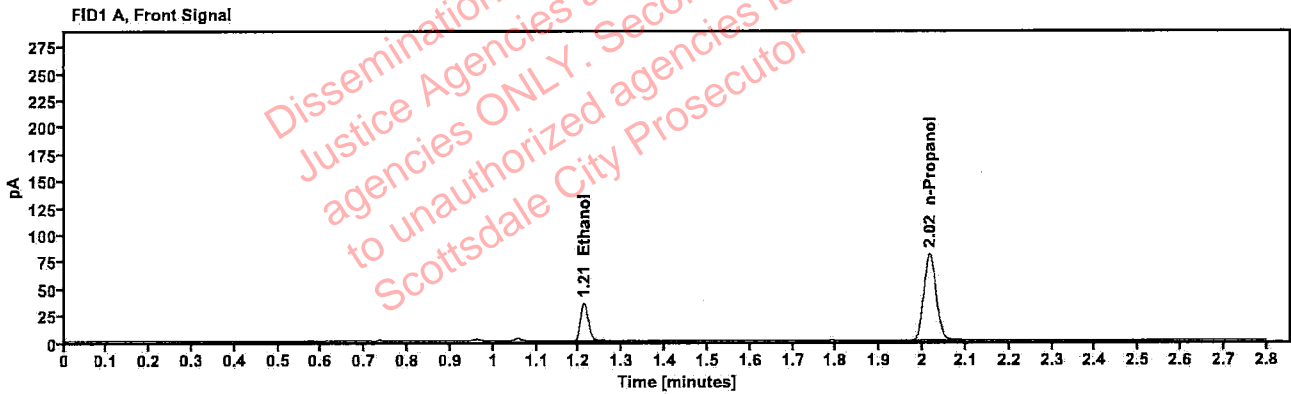


Table 1: FID 1 A (column DB-ALC1)

Compound	Amount (g/100mL)	Time (min)	Peak Area
>Ethanol	0.0732	1.211	44.939
n-Propanol	---	2.016	161.490

Table 2: FID 2 B (column DB-ALC2)

Compound	Time (min)	Peak Area
Ethanol	1.358	49.092
n-Propanol	2.436	176.099

Scottsdale Police Department Crime Lab Volatiles Analysis

Sample:	422-01A.T.	Vial:	41
Description:	[REDACTED]	LIMS ID:	[REDACTED]
Method:	ethanol quant.M	Sequence:	06Jun23
Instrument:	US14173023 CN14160045	Injection date:	6/6/2023 3:51:03 PM
Data file:	C:\Chem321\Data\06Jun23\41.D	Analyst:	Brooke

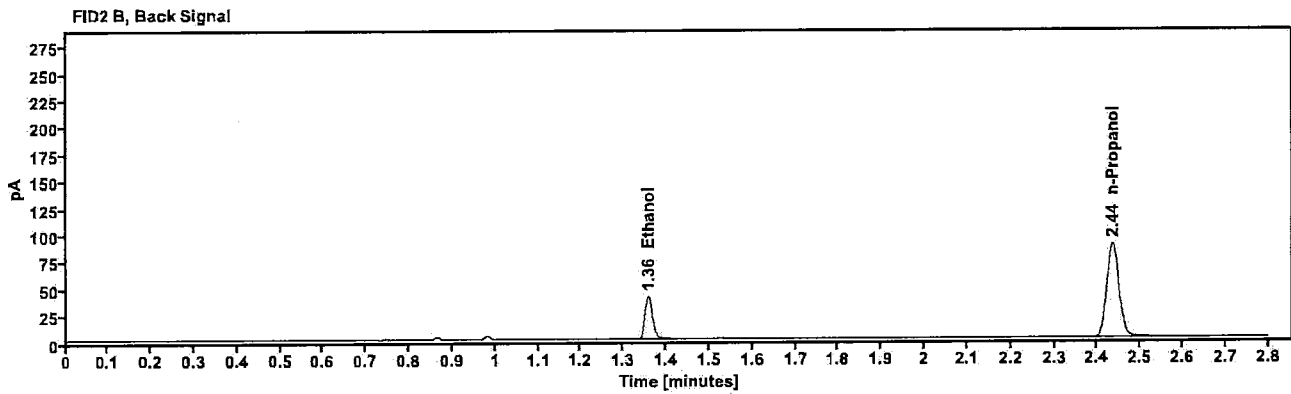
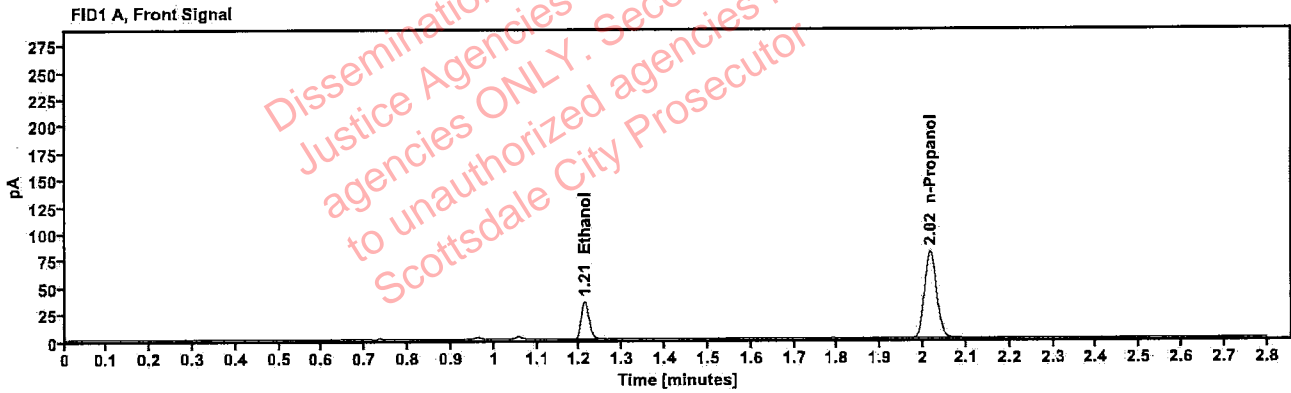


Table 1: FID 1 A (column DB-ALC1)

Compound	Amount (g/100mL)	Time (min)	Peak Area
>Ethanol	0.0733	1.211	44.744
n-Propanol	---	2.016	160.497

Table 2: FID 2 B (column DB-ALC2)

Compound	Time (min)	Peak Area
Ethanol	1.358	48.826
n-Propanol	2.436	175.045

[REDACTED] : Brooke, Phillip - (07-Jun-2023)

Case: [REDACTED] User: pbrooke 6/7/2023

Scottsdale Police Department Crime Lab Volatiles Analysis

Sample:	410-01D.L.	Vial:	43
Description:	[REDACTED]	LIMS ID:	[REDACTED]
Method:	ethanol quant.M	Sequence:	06Jun23
Instrument:	US14173023 CN14160045	Injection date:	6/6/2023 3:59:18 PM
Data file:	C:\Chem32\1\Data\06Jun23\43.D	Analyst:	Brooke

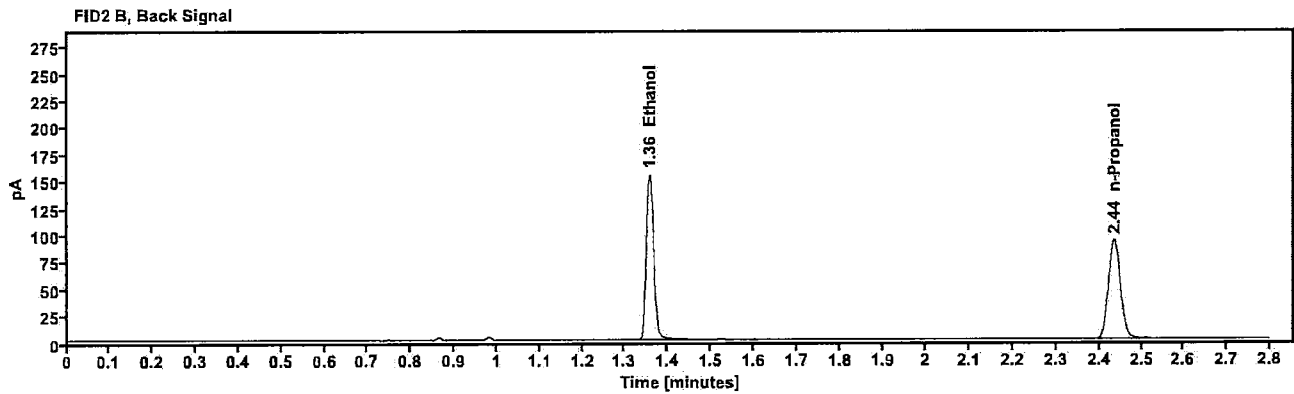
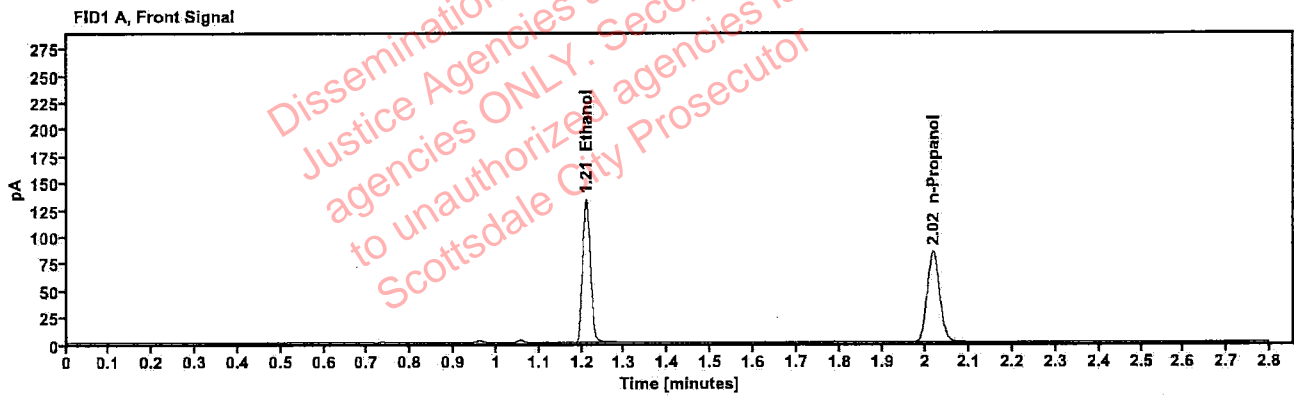


Table 1: FID 1 A (column DB-ALC1)

Compound	Amount (g/100mL)	Time (min)	Peak Area
>Ethanol	0.2610	1.210	170.753
n-Propanol	---	2.016	168.808

Table 2: FID 2 B (column DB-ALC2)

Compound	Time (min)	Peak Area
Ethanol	1.358	187.474
n-Propanol	2.436	183.802

: Brooke, Phillip - (07-Jun-2023)

Case: User: pbrooke 6/7/2023

Scottsdale Police Department Crime Lab Volatiles Analysis

Sample:	410-01D.L.	Vial:	44
Description:		LIMS ID:	
Method:	ethanol quant.M	Sequence:	06Jun23
Instrument:	US14173023 CN14160045	Injection date:	6/6/2023 4:03:17 PM
Data file:	C:\Chem32\1\Data\06Jun23\44.D	Analyst:	Brooke

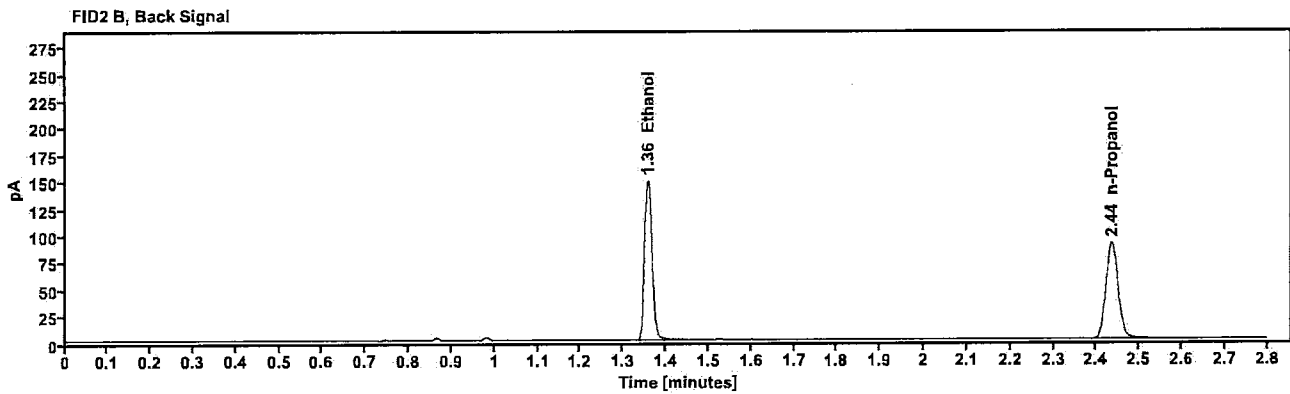
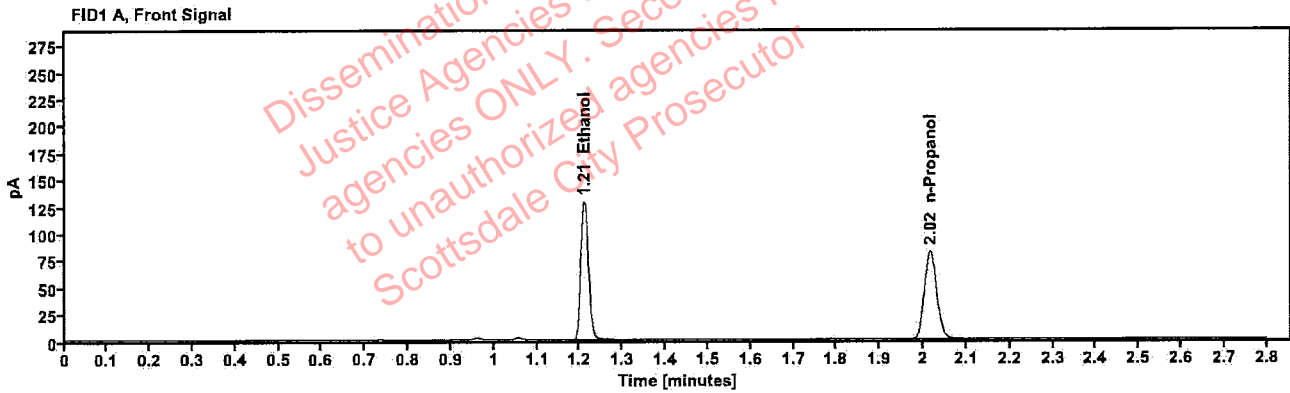


Table 1: FID 1 A (column DB-ALC1)

Compound	Amount (g/100mL)	Time (min)	Peak Area
>Ethanol	0.2594	1.210	164.629
n-Propanol	—	2.016	163.802

Table 2: FID 2 B (column DB-ALC2)

Compound	Time (min)	Peak Area
Ethanol	1.358	180.867
n-Propanol	2.436	178.450

Brooke, Phillip - (07-Jun-2023)

Case: User: pbrooke 6/7/2023

Scottsdale Police Department Crime Lab Volatiles Analysis

Sample:	2310713-2	Vial:	45
Description:		LIMS ID:	
Method:	ethanol quant.M	Sequence:	06Jun23
Instrument:	US14173023 CN14160045	Injection date:	6/6/2023 4:07:18 PM
Data file:	C:\Chem32\1\Data\06Jun23\45.D	Analyst:	Brooke

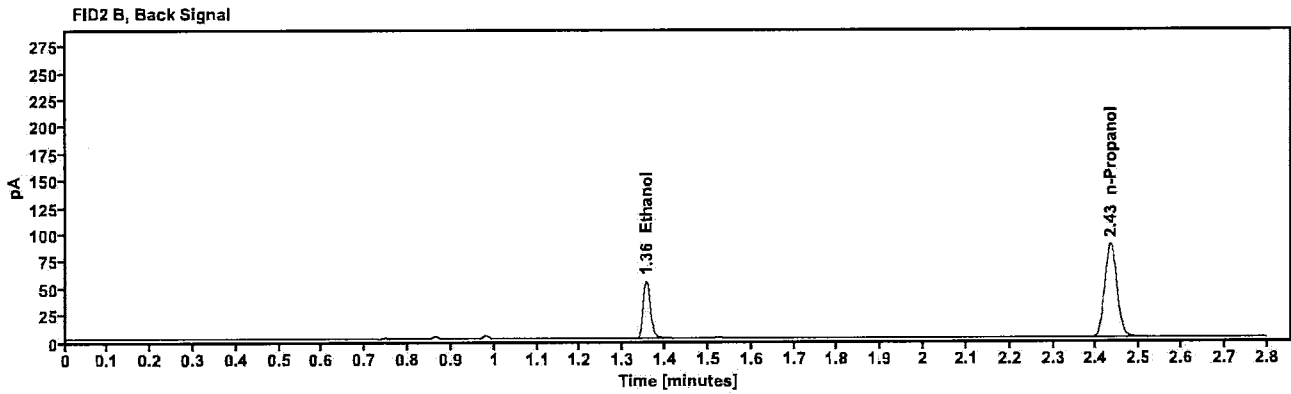
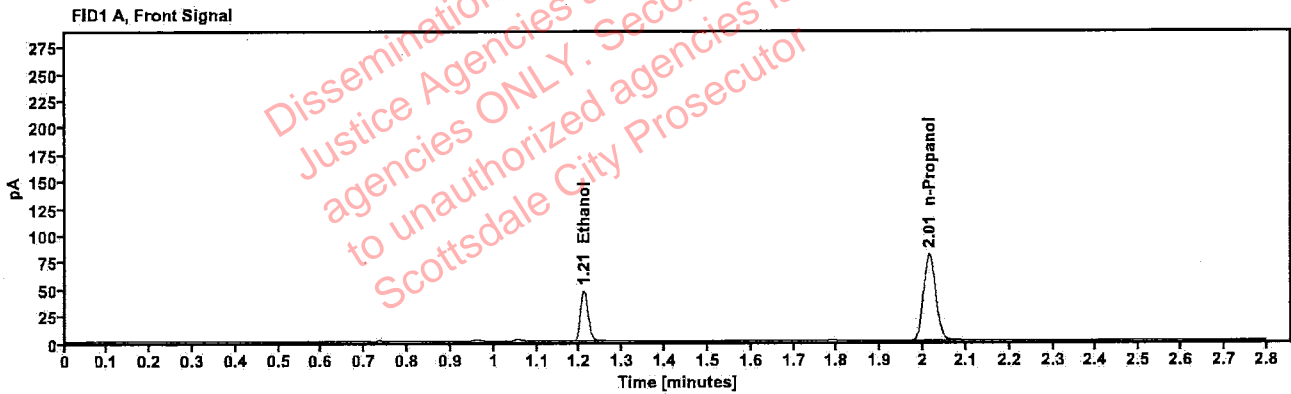


Table 1: FID 1 A (column DB-ALC1)

Compound	Amount (g/100mL)	Time (min)	Peak Area
>Ethanol	0.0969	1.209	59.549
n-Propanol	---	2.014	160.541

Table 2: FID 2 B (column DB-ALC2)

Compound	Time (min)	Peak Area
Ethanol	1.355	65.012
n-Propanol	2.433	174.639

: Brooke, Phillip - (07-Jun-2023)

Case: User: pbrooke 6/7/2023

Scottsdale Police Department Crime Lab Volatiles Analysis

Sample:	2310713-2	Vial:	46
Description:		LIMS ID:	
Method:	ethanol quant.M	Sequence:	06Jun23
Instrument:	US14173023 CN14160045	Injection date:	6/6/2023 4:11:18 PM
Data file:	C:\Chem32\1\Data\06Jun23\46.D	Analyst:	Brooke

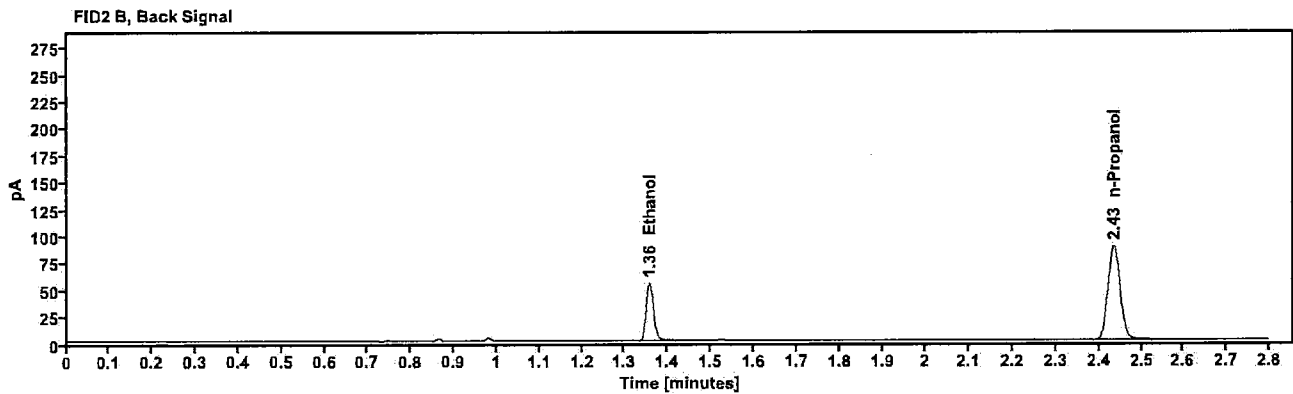
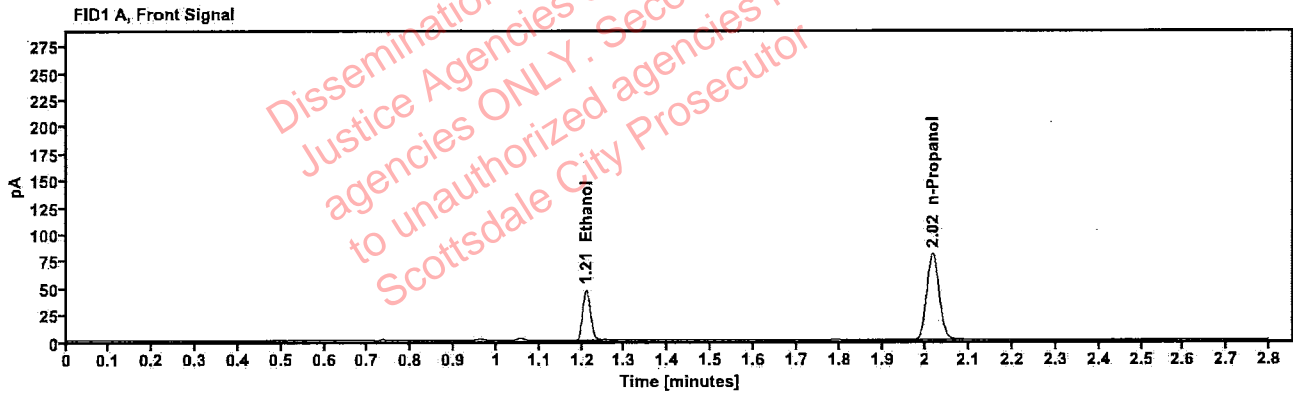


Table 1: FID 1 A (column DB-ALC1)

Compound	Amount (g/100mL)	Time (min)	Peak Area
>Ethanol	0.0976	1.210	60.053
n-Propanol	-----	2.015	160.686

Table 2: FID 2 B (column DB-ALC2)

Compound	Time (min)	Peak Area
Ethanol	1.357	65.465
n-Propanol	2.435	174.952

Scottsdale Police Department Crime Lab Volatiles Analysis

Sample:	2311234-3	Vial:	47
Description:	[REDACTED]	LIMS ID:	[REDACTED]
Method:	ethanol quant.M	Sequence:	06Jun23
Instrument:	US14173023 CN14160045	Injection date:	6/6/2023 4:15:18 PM
Data file:	C:\Chem32\1\Data\06Jun23\47.D	Analyst:	Brooke

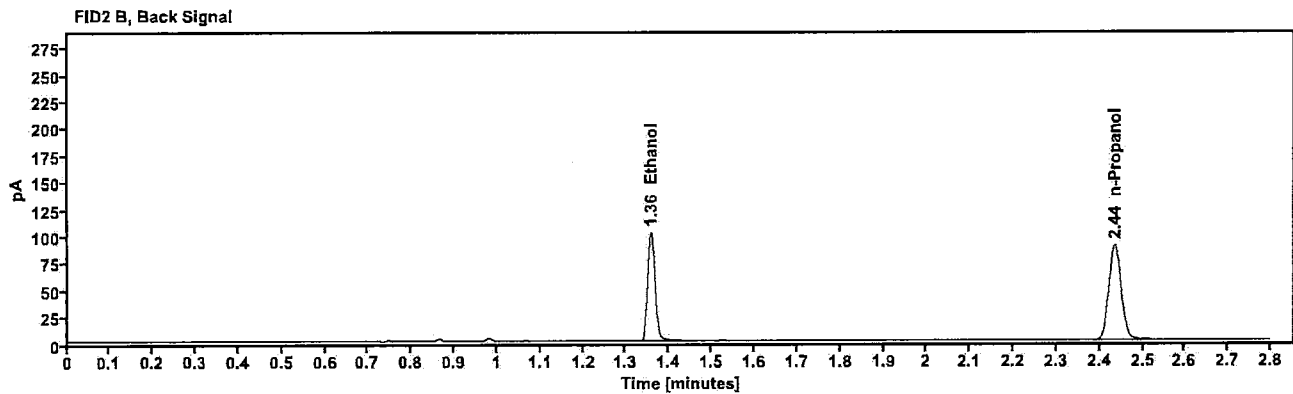
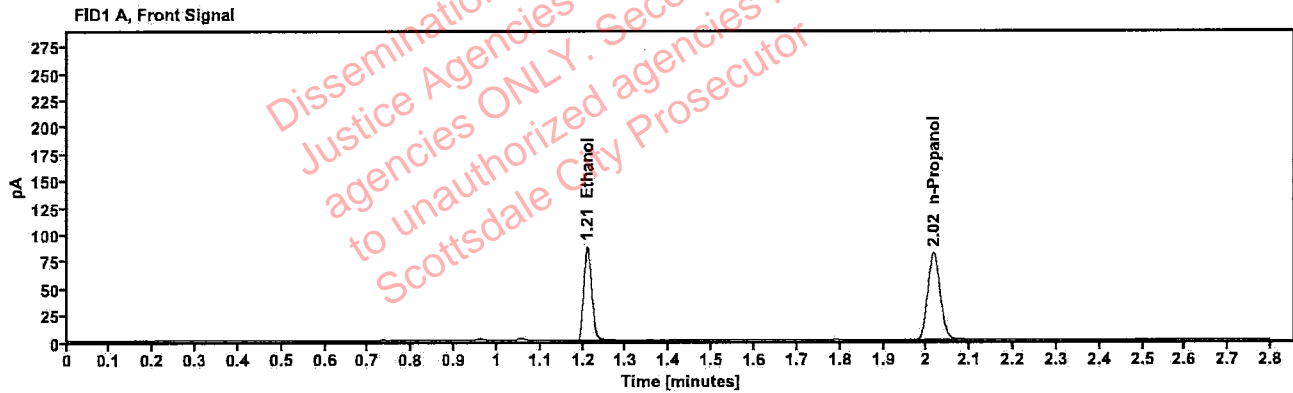


Table 1: FID 1 A (column DB-ALC1)

Compound	Amount (g/100mL)	Time (min)	Peak Area
>Ethanol	0.1791	1.210	112.311
n-Propanol	---	2.016	162.377

Table 2: FID 2 B (column DB-ALC2)

Compound	Time (min)	Peak Area
Ethanol	1.358	122.901
n-Propanol	2.435	176.763

Scottsdale Police Department Crime Lab Volatiles Analysis

Sample:	2311234-3	Vial:	48
Description:	[REDACTED]	LIMS ID:	[REDACTED]
Method:	ethanol quant.M	Sequence:	06Jun23
Instrument:	US14173023 CN14160045	Injection date:	6/6/2023 4:19:18 PM
Data file:	C:\Chem32\1\Data\06Jun23\48.D	Analyst:	Brooke

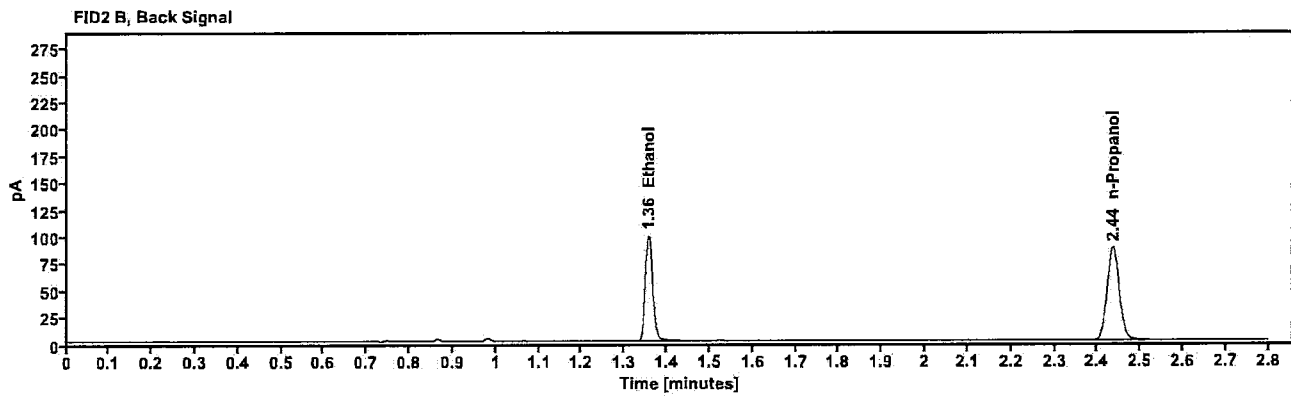
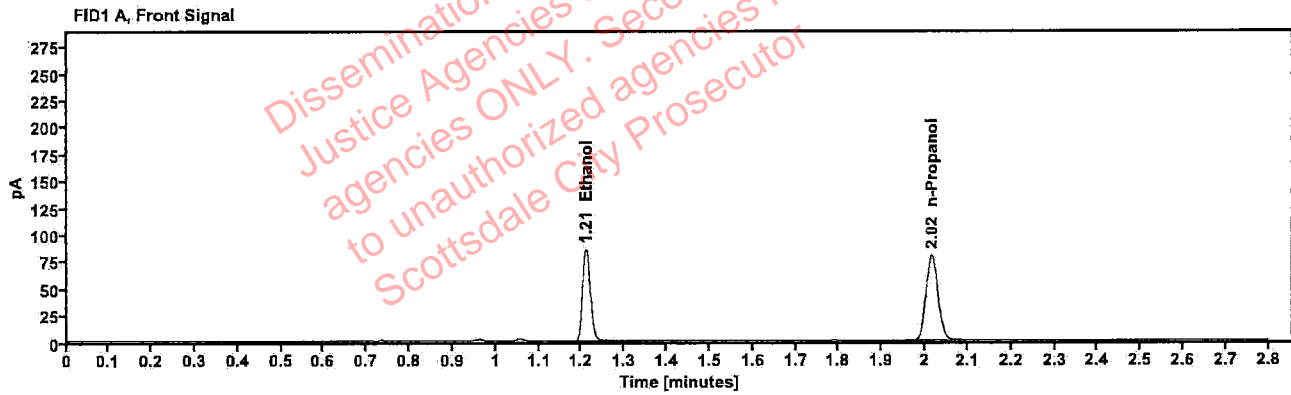


Table 1: FID 1 A (column DB-ALC1)

Compound	Amount (g/100mL)	Time (min)	Peak Area
>Ethanol	0.1786	1.210	109.355
n-Propanol	---	2.016	158.501

Table 2: FID 2 B (column DB-ALC2)

Compound	Time (min)	Peak Area
Ethanol	1.358	119.739
n-Propanol	2.435	172.481

Brooke, Phillip - (07-Jun-2023)

Case: [REDACTED] User: pbrooke 6/7/2023

Scottsdale Police Department Crime Lab Volatiles Analysis

Sample:	2311492-2 P8 6-7-23	Vial:	49
Description:	[REDACTED] Darsia	LIMS ID:	[REDACTED]
Method:	ethanol quant.M	Sequence:	06Jun23
Instrument:	US14173023 CN14160045	Injection date:	6/6/2023 4:23:34 PM
Data file:	C:\Chem32\1\Data\06Jun23\49.D	Analyst:	Brooke

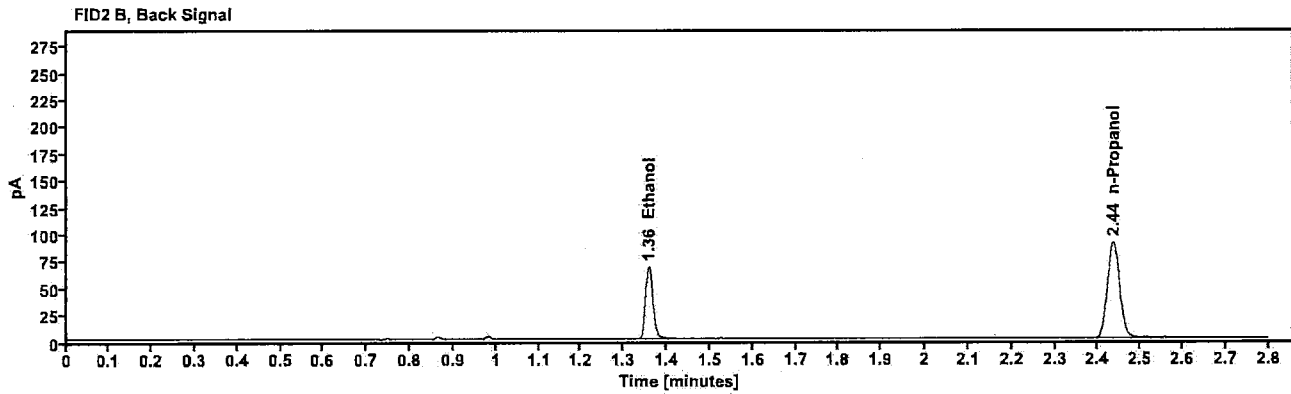
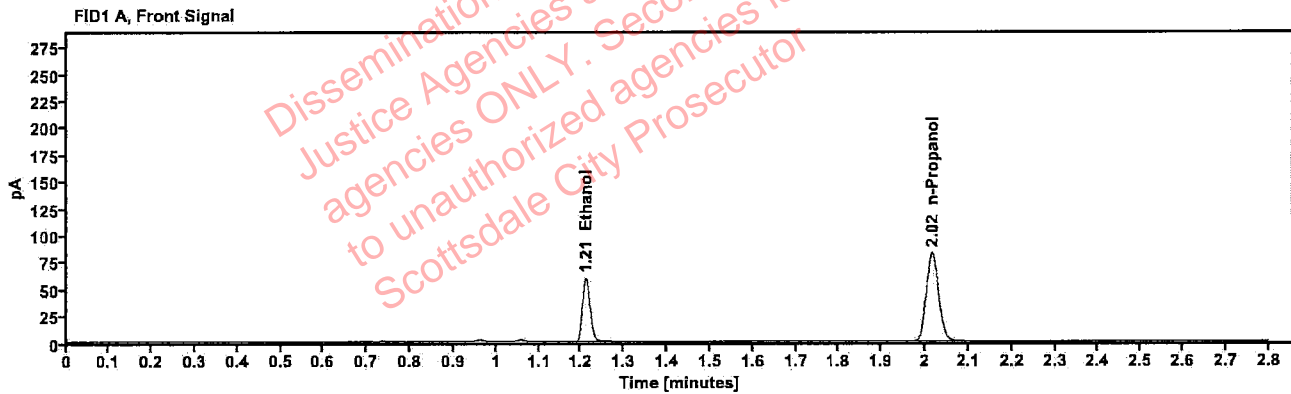


Table 1: FID 1 A (column DB-ALC1)

Compound	Amount (g/100mL)	Time (min)	Peak Area
>Ethanol	0.1196	1.211	75.436
n-Propanol	—	2.016	164.161

Table 2: FID 2 B (column DB-ALC2)

Compound	Time (min)	Peak Area
Ethanol	1.358	82.216
n-Propanol	2.436	178.357

Brooke, Phillip - (07-Jun-2023)

Case: [REDACTED] User: pbrooke 6/7/2023

Scottsdale Police Department Crime Lab Volatiles Analysis

Sample:	2311492-2 086-7-23	Vial:	50
Description:	[REDACTED] OASIA	LIMS ID:	[REDACTED]
Method:	ethanol quant.M	Sequence:	06Jun23
Instrument:	US14173023 CN14160045	Injection date:	6/6/2023 4:27:33 PM
Data file:	C:\Chem32\1\Data\06Jun23\50.D	Analyst:	Brooke

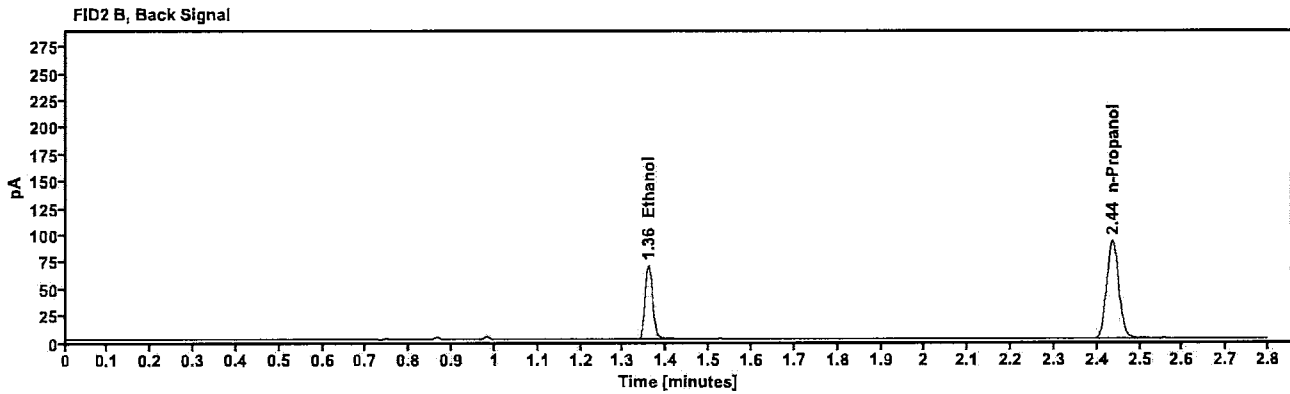
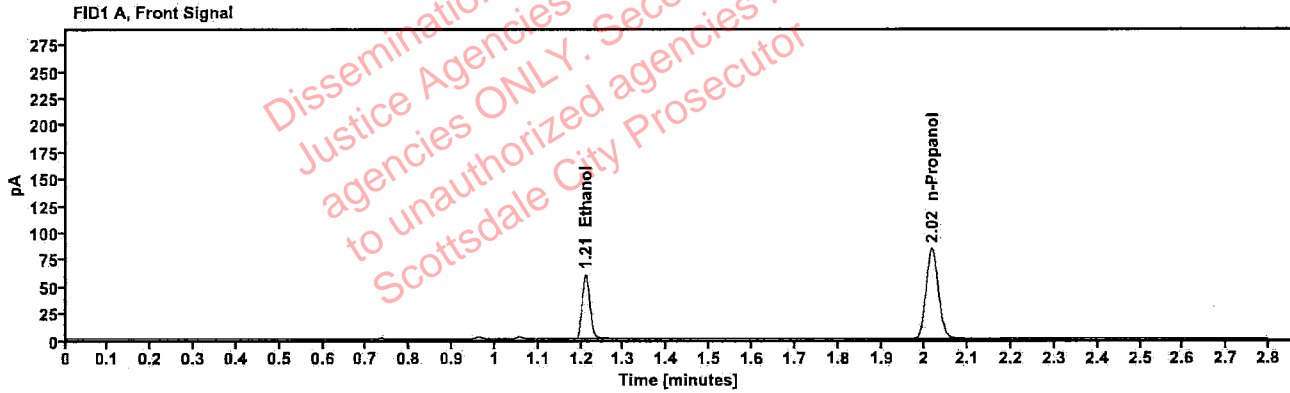


Table 1: FID 1 A (column DB-ALC1)

Compound	Amount (g/100mL)	Time (min)	Peak Area
>Ethanol	0.1197	1.211	76.595
n-Propanol	—	2.016	166.517

Table 2: FID 2 B (column DB-ALC2)

Compound	Time (min)	Peak Area
Ethanol	1.358	83.543
n-Propanol	2.436	180.944

: Brooke, Phillip - (07-Jun-2023)

Case: User: pbrooke 6/7/2023

Scottsdale Police Department Crime Lab Volatiles Analysis

Sample:	2309603-1	Vial:	51
Description:		LIMS ID:	
Method:	ethanol quant.M	Sequence:	06Jun23
Instrument:	US14173023 CN14160045	Injection date:	6/6/2023 4:31:33 PM
Data file:	C:\Chem32\1\Data\06Jun23\51.D	Analyst:	Brooke

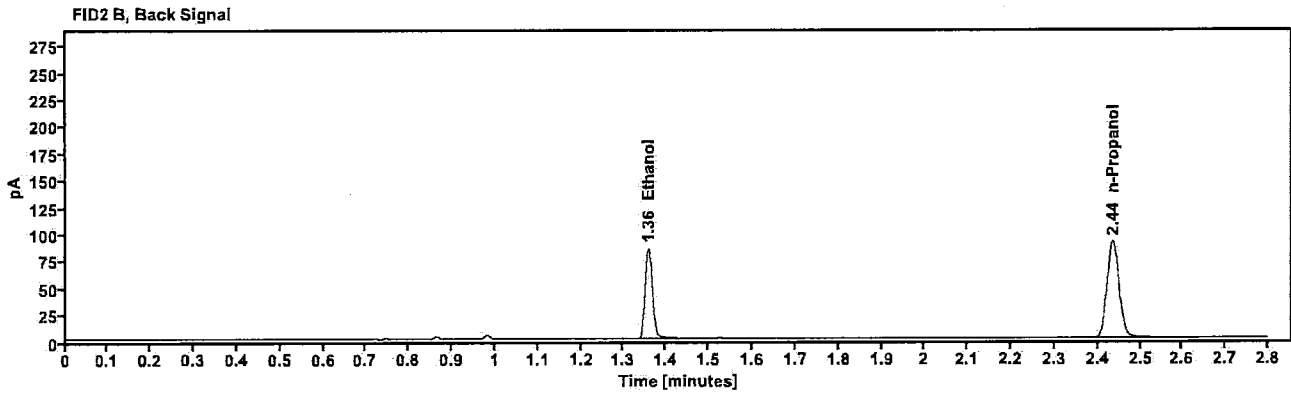
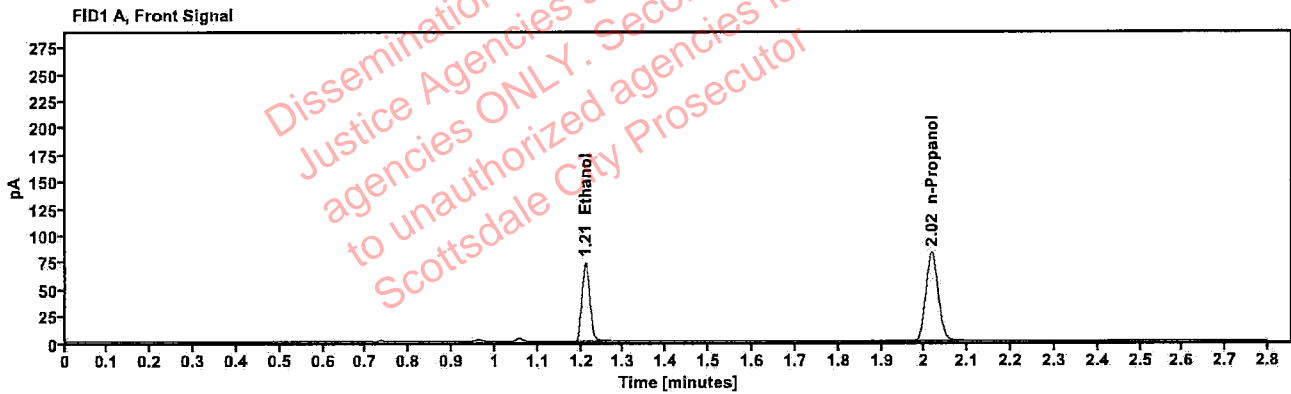


Table 1: FID 1 A (column DB-ALC1)

Compound	Amount (g/100mL)	Time (min)	Peak Area
>Ethanol	0.1477	1.211	93.939
n-Propanol	---	2.016	165.005

Table 2: FID 2 B (column DB-ALC2)

Compound	Time (min)	Peak Area
Ethanol	1.358	102.632
n-Propanol	2.436	179.585

Brooke, Phillip - (07-Jun-2023)

Case: [REDACTED] User: pbrooke 6/7/2023

Scottsdale Police Department Crime Lab Volatiles Analysis

Sample:	2309603-1	Vial:	52
Description:	[REDACTED]	LIMS ID:	[REDACTED]
Method:	ethanol quant.M	Sequence:	06Jun23
Instrument:	US14173023 CN14160045	Injection date:	6/6/2023 4:35:32 PM
Data file:	C:\Chem32\1\Data\06Jun23\52.D	Analyst:	Brooke

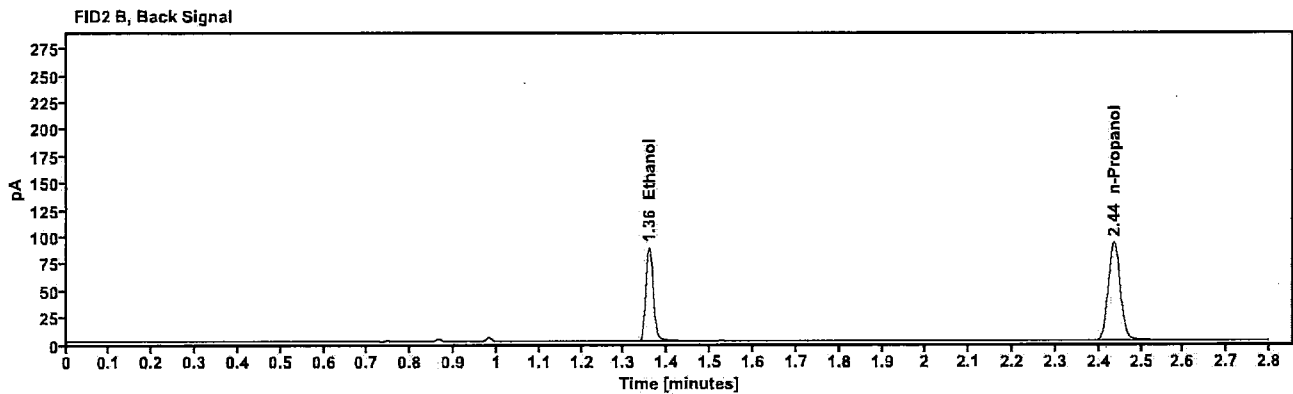
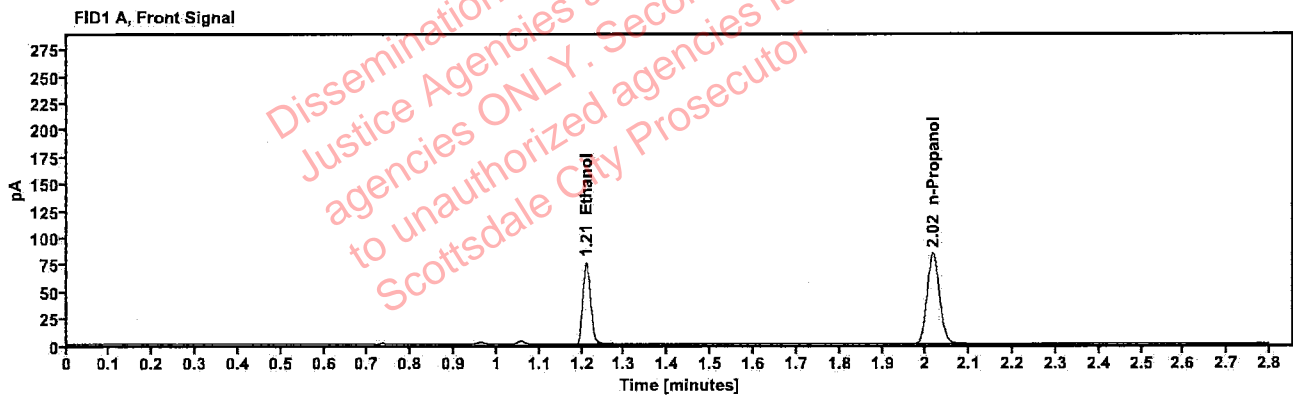


Table 1: FID 1 A (column DB-ALC1)

Compound	Amount (g/100mL)	Time (min)	Peak Area
>Ethanol	0.1504	1.211	97.206
n-Propanol	—	2.016	167.728

Table 2: FID 2 B (column DB-ALC2)

Compound	Time (min)	Peak Area
Ethanol	1.358	106.120
n-Propanol	2.436	182.650