

SCOTTSDALE POLICE DEPARTMENT CRIME LABORATORY BLOOD ALCOHOL FACE SHEET

ANALYSIS DATE 8/1/23 SEQUENCE NAME 01Aug23

EQUIPMENT

Pipettor Hamilton ML600EH7497 Hamilton ML600GJ10749
 Gas Chromatograph Agilent US14173023

INSTRUMENT CALIBRATION

Vial 1 0.02 calibrator Lot FN10051909 Coefficient of determination (r²)
 Vial 2 0.10 calibrator Lot FN05311902 0.99998
 Vial 3 0.20 calibrator Lot FN02052101
 Vial 4 0.40 calibrator Lot FN03052102

CALIBRATION VERIFICATION AND RESOLUTION TEST


Vial	Sample	Expected result	Measured result	Manufacturer/lot
5	Blank	Not detected	Not detected	SPD lab 011823WB
6	Volatiles mix	6 compounds	6 compounds	SPD lab 050721MIX
7	Aqueous control	0.400 g/dL	0.401 g/dL	Lipomed 30012020-A
8	Aqueous control	0.040 g/dL	0.041 g/dL	Lipomed 14082019-B
9	Blood control	0.199 g/dL	0.206 g/dL	ACQ 4110320133/10
20	Aqueous control	0.080 g/dL	0.081 g/dL	Lipomed 20012020-B
31	Blood control	0.199 g/dL	0.201 g/dL	ACQ 4110320133/10
42	Aqueous control	0.080 g/dL	0.080 g/dL	Lipomed 20012020-B
53	Aqueous control	0.400 g/dL	0.400 g/dL	Lipomed 30012020-A
54	Aqueous control	0.040 g/dL	0.041 g/dL	Lipomed 14082019-B
55	Blood control	0.199 g/dL	0.208 g/dL	ACQ 4110320133/10
56	Blank	Not detected	Not detected	SPD lab 060223AQ

SUBJECT SAMPLES

Subjects in the sequence 20 Subjects requiring reanalysis 0

ADDITIONAL NOTES: All testing proceeded as expected.

Run valid
 Run invalid


 Analyst

Run valid
 Run invalid


 Technical Reviewer

Scottsdale Police Department Crime Laboratory Sequence Quality Assurance Summary

783

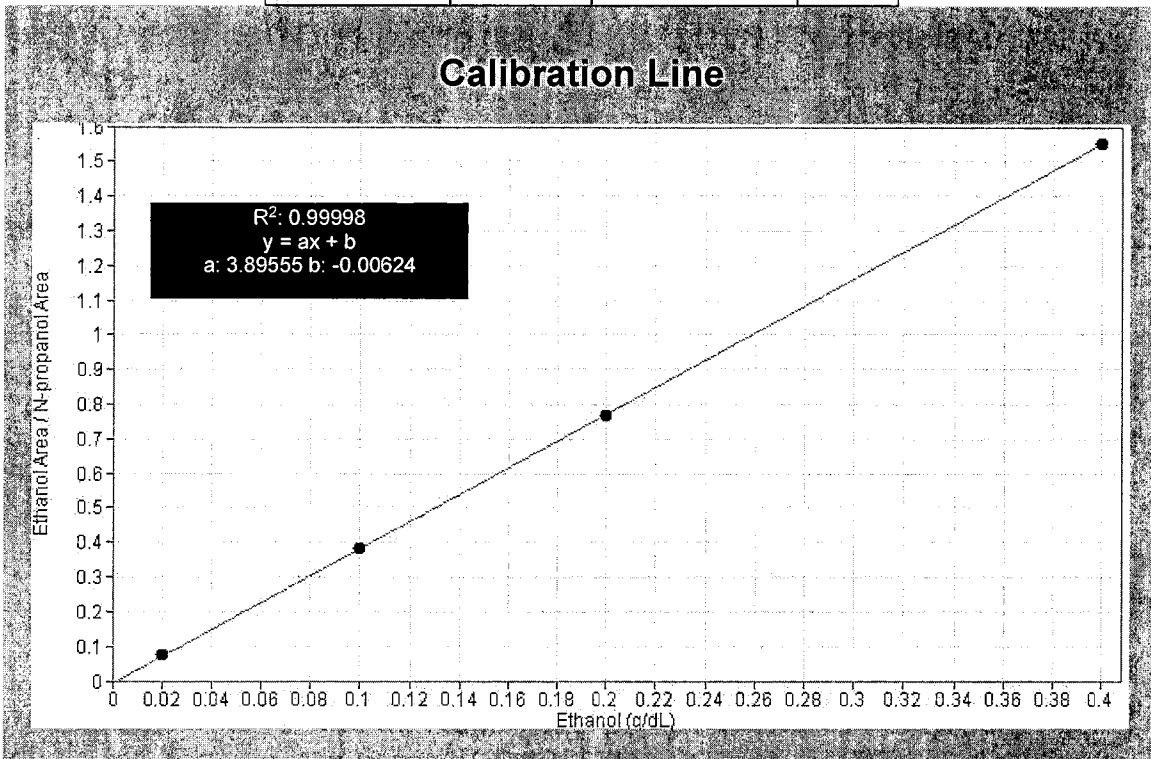
SEQUENCE NAME: 01Aug23

ANALYST: Brooke

Sample Name	Vial	Measured Value (g/dL)	Expected Value (g/dL)	Percent Difference	Absolute Difference (g/dL)
blank 011823WB	5	negative	negative	-	-
0.400 30012020-A	7	0.401	0.400	0.25	0.001
0.040 14082019-B	8	0.041	0.040	2.50	0.001
0.199 4110320133/10	9	0.206	0.199	3.52	0.007
0.080 20012020-B	20	0.081	0.080	1.25	0.001
0.199 4110320133/10	31	0.201	0.199	1.01	0.002
0.080 20012020-B	42	0.080	0.080	0.00	0.000
0.400 30012020-A	53	0.400	0.400	0.00	0.000
0.040 14082019-B	54	0.041	0.040	2.50	0.001
0.199 4110320133/10	55	0.208	0.199	4.52	0.009
blank 060223AQ	56	negative	negative	-	-

Calibrator	Ethanol Area	N-propanol Area	Ratio
0.020	12.433	165.836	0.075
0.100	63.533	166.741	0.381
0.200	128.987	167.511	0.770
0.400	256.319	164.961	1.554

Calibration Line



Scottsdale Police Department Crime Lab Volatiles Analysis

Sample: FN10051909	Vial: 1
Description: 0.020 calibrator	Sequence: 01Aug23
Method: ethanol quant.M	Injection date: 8/1/2023 4:05:57 PM
Instrument: US14173023 CN14160045	Analyst: Brooke FB
Data file: C:\Chem32\1\Data\01Aug23\1.D	

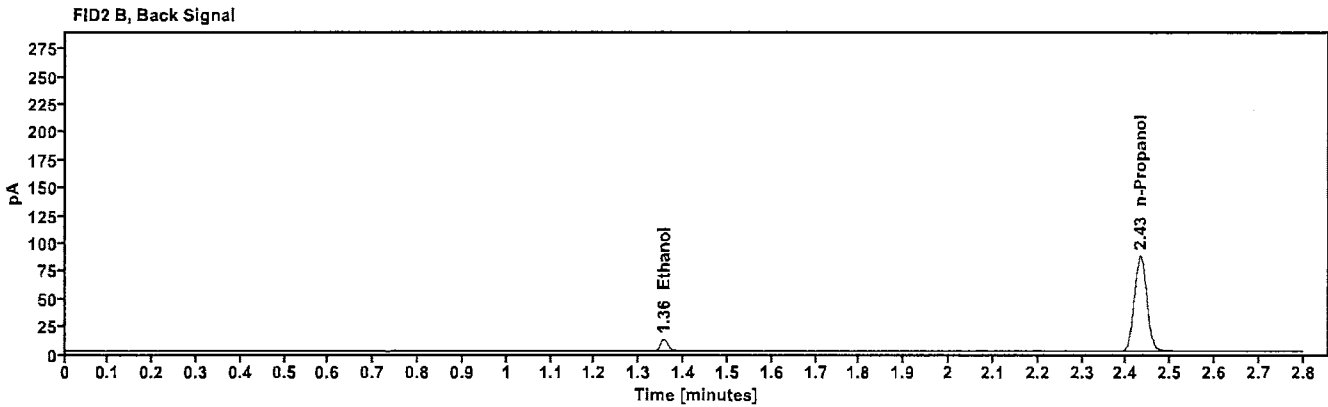
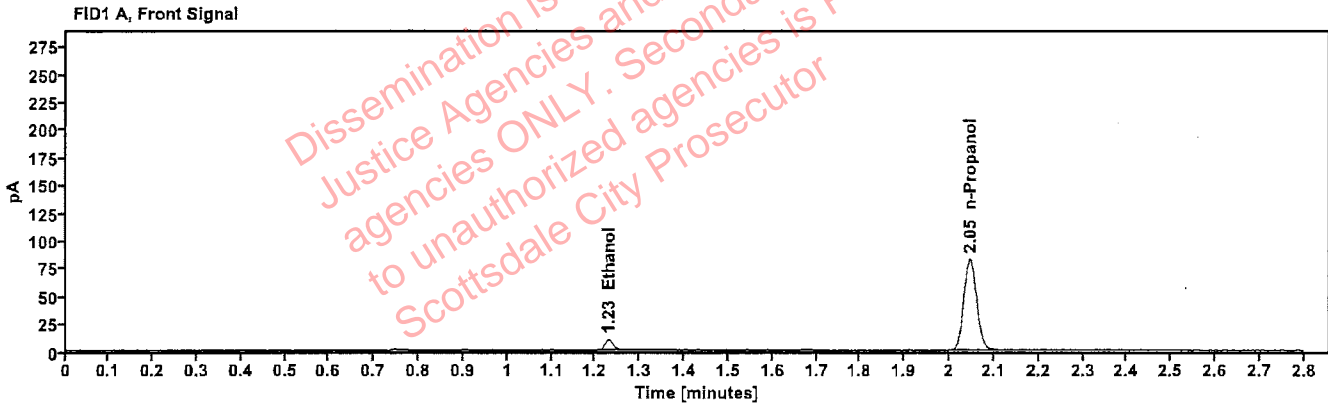


Table 1: FID 1 A (column DB-ALC1)

Compound	Time (min)	Peak Area
Ethanol	1.230	12.433
n-Propanol	2.046	165.836

Table 2: FID 2 B (column DB-ALC2)

Compound	Time (min)	Peak Area
Ethanol	1.355	12.869
n-Propanol	2.431	170.946

Scottsdale Police Department Crime Lab Volatiles Analysis

Sample: FN05311902	Vial: 2
Description: 0.100 calibrator	Sequence: 01Aug23
Method: ethanol quant.M	Injection date: 8/1/2023 4:09:56 PM
Instrument: US14173023 CN14160045	Analyst: Brooke PB
Data file: C:\Chem32\1\Data\01Aug23\2.D	

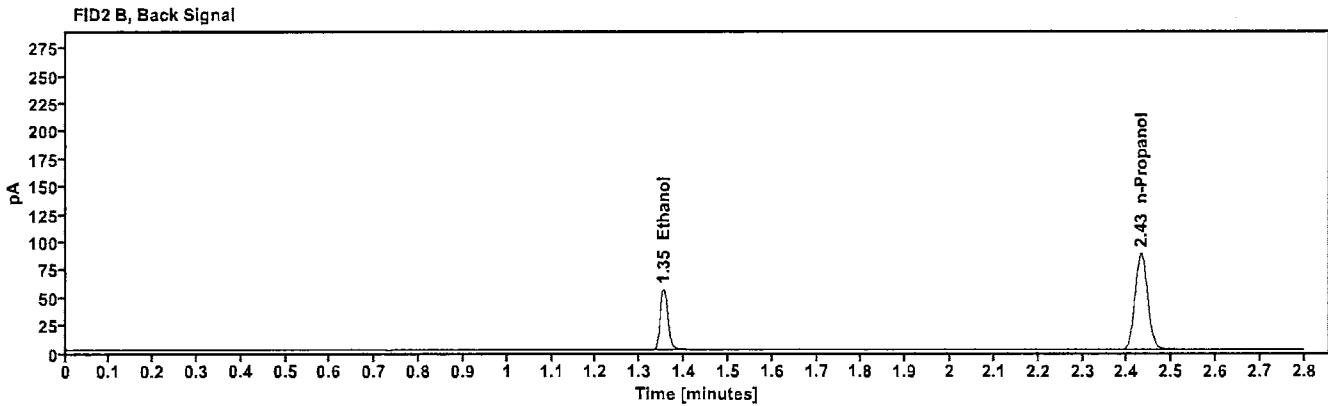
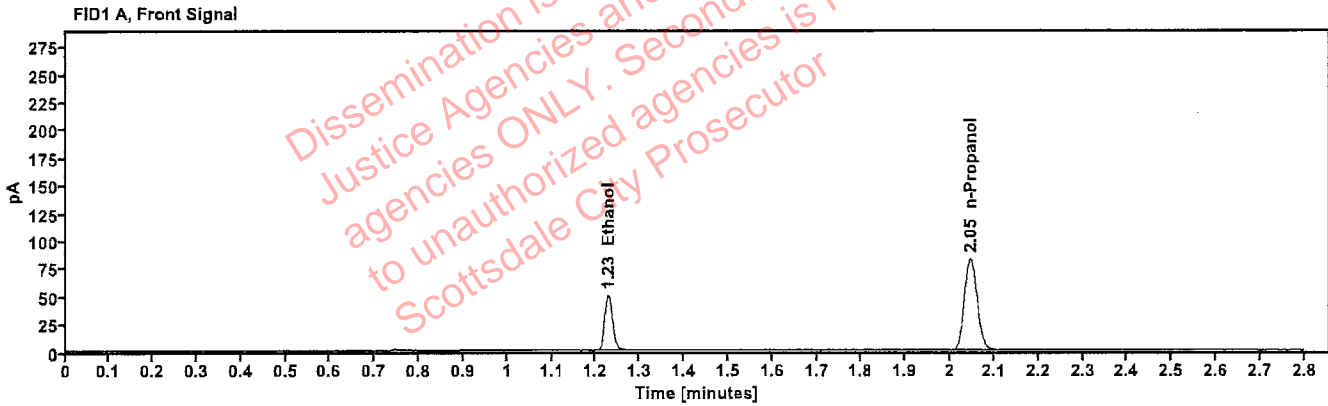


Table 1: FID 1 A (column DB-ALC1)

Compound	Time (min)	Peak Area
Ethanol	1.227	63.533
n-Propanol	2.046	166.741

Table 2: FID 2 B (column DB-ALC2)

Compound	Time (min)	Peak Area
Ethanol	1.354	65.905
n-Propanol	2.432	172.164

Scottsdale Police Department Crime Lab Volatiles Analysis

Sample: FN02052101	Vial: 3
Description: 0.200 calibrator	Sequence: 01Aug23
Method: ethanol quant.M	Injection date: 8/1/2023 4:13:57 PM
Instrument: US14173023 CN14160045	Analyst: Brooke 788
Data file: C:\Chem32\1\Data\01Aug23\3.D	

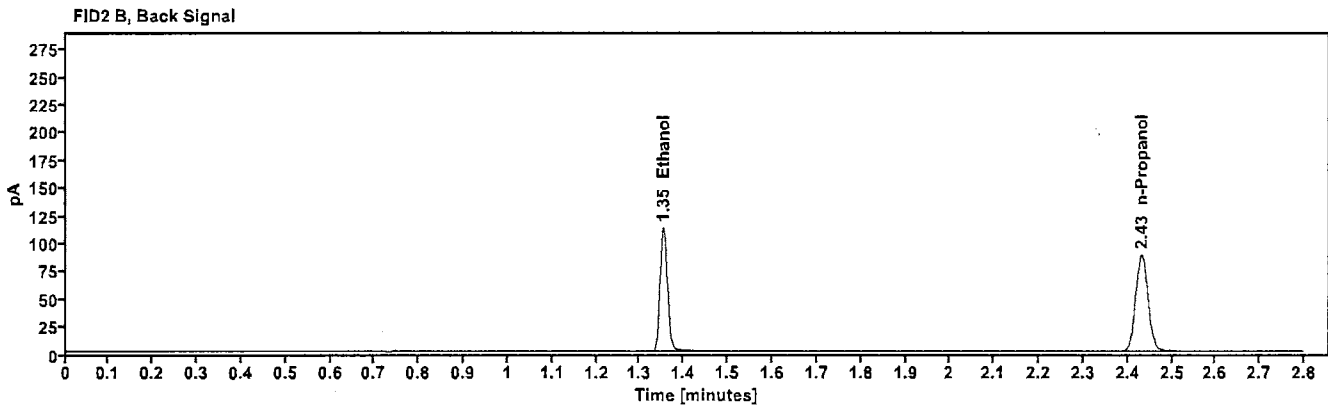
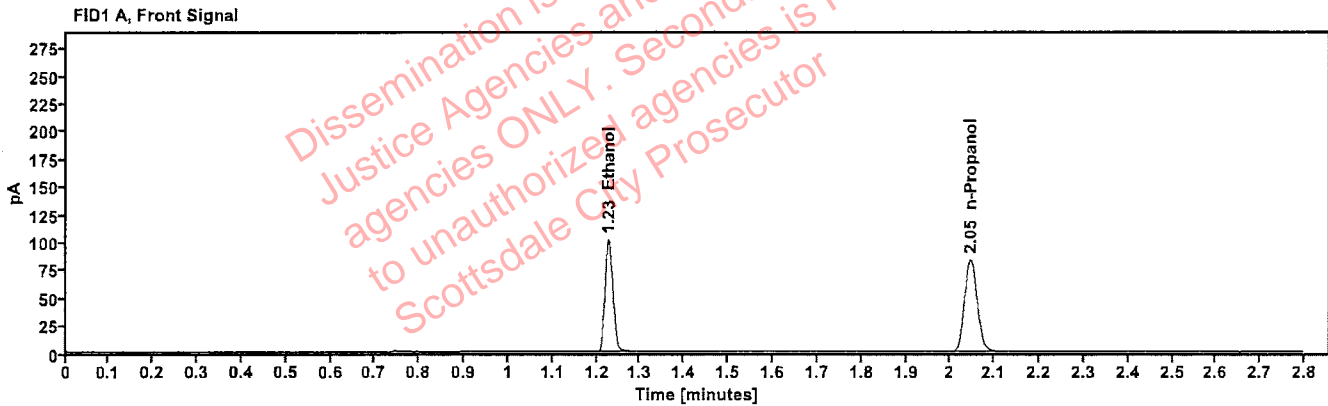


Table 1: FID 1 A (column DB-ALC1)

Compound	Time (min)	Peak Area
Ethanol	1.227	128.987
n-Propanol	2.046	167.511

Table 2: FID 2 B (column DB-ALC2)

Compound	Time (min)	Peak Area
Ethanol	1.354	133.773
n-Propanol	2.432	172.887

Scottsdale Police Department Crime Lab Volatiles Analysis

Sample:	FN03052102	Vial:	4
Description:	0.400 calibrator	Sequence:	01Aug23
Method:	ethanol quant.M	Injection date:	8/1/2023 4:17:57 PM
Instrument:	US14173023 CN14160045	Analyst:	Brooke PB
Data file:	C:\Chem32\1\Data\01Aug23\4.D		

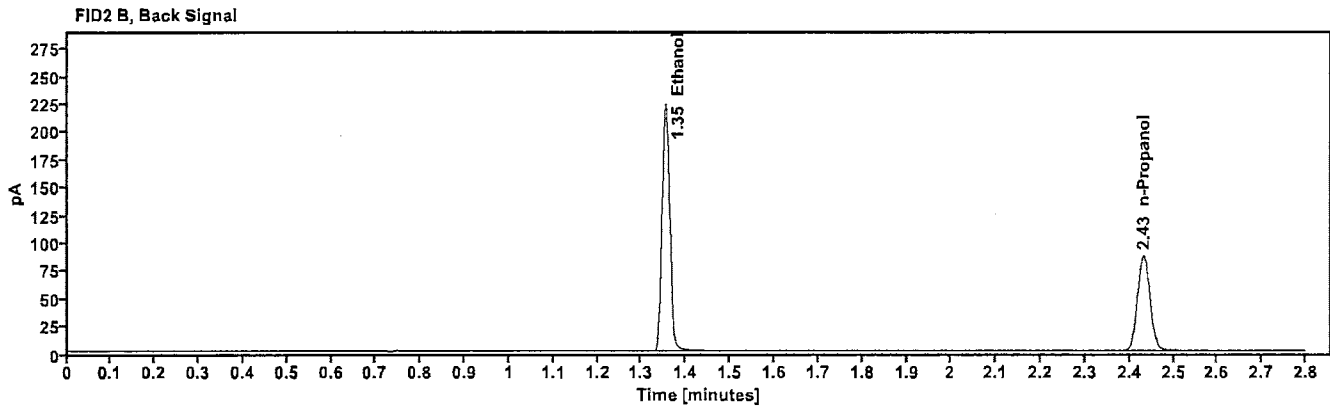
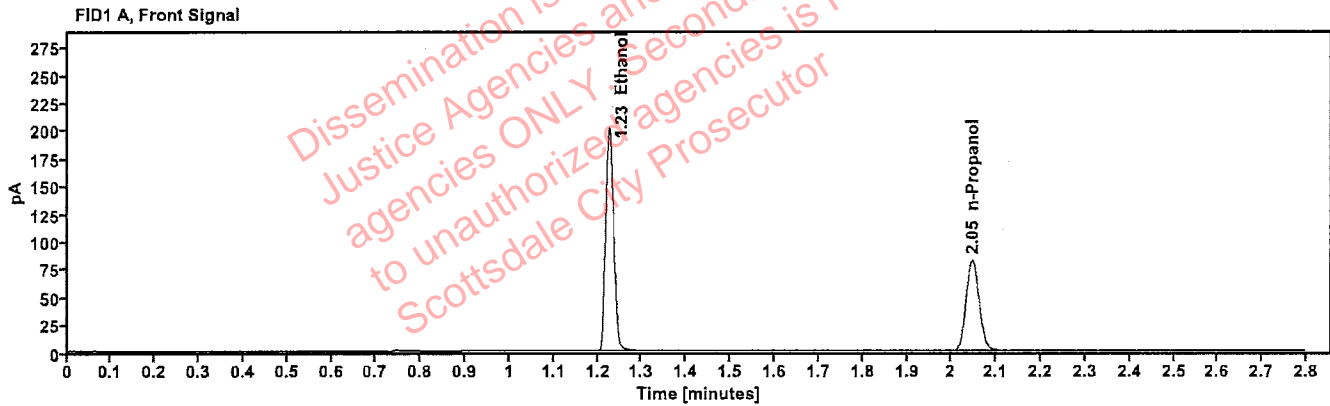


Table 1: FID 1 A (column DB-ALC1)

Compound	Time (min)	Peak Area
Ethanol	1.226	256.319
n-Propanol	2.047	164.961

Table 2: FID 2 B (column DB-ALC2)

Compound	Time (min)	Peak Area
Ethanol	1.353	266.810
n-Propanol	2.432	170.374

Scottsdale Police Department Crime Lab Volatiles Analysis

Sample:	011823WB	Vial:	5
Description:	Negative	LIMS ID:	
Method:	ethanol quant.M	Sequence:	01Aug23
Instrument:	US14173023 CN14160045	Injection date:	8/1/2023 4:21:56 PM
Data file:	C:\Chem32\1\Data\01Aug23\5.D	Analyst:	Brooke

793

Dissemination is restricted to Criminal Justice Agencies and authorized agencies ONLY. Secondary dissemination to unauthorized agencies is PROHIBITED. Scottsdale City Prosecutor

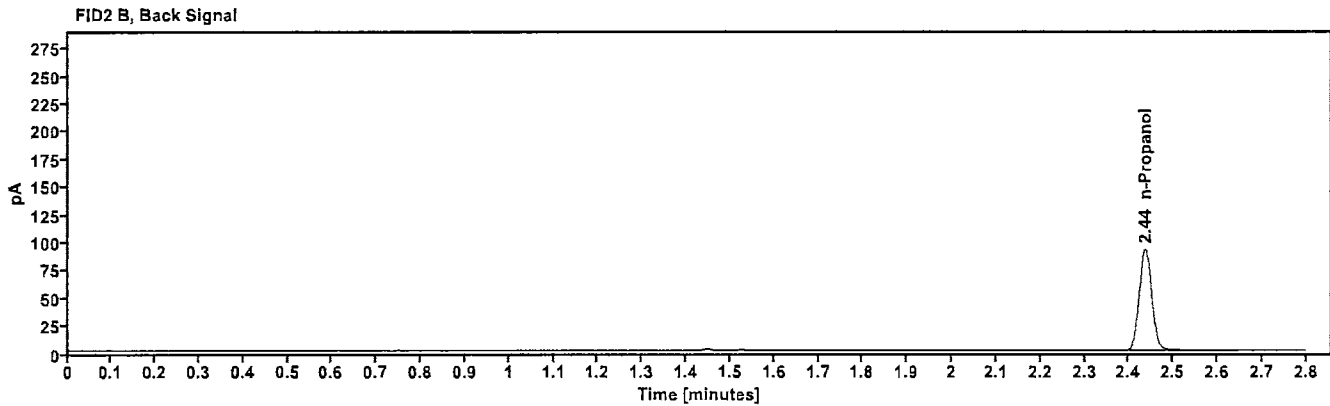
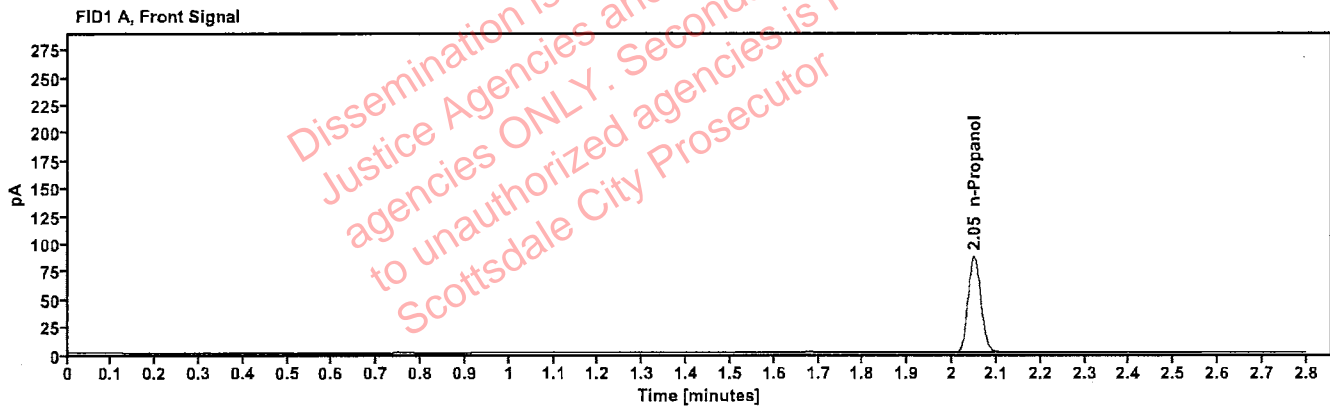


Table 1: FID 1 A (column DB-ALC1)

Compound	Amount (g/100mL)	Time (min)	Peak Area
n-Propanol	-----	2.050	174.920

Table 2: FID 2 B (column DB-ALC2)

Compound	Time (min)	Peak Area
n-Propanol	2.437	181.005

Scottsdale Police Department Crime Lab Volatiles Analysis

Sample:	050721MIX	Vial:	6
Description:	Volatiles mix	LIMS ID:	
Method:	ethanol quant.M	Sequence:	01Aug23
Instrument:	US14173023 CN14160045	Injection date:	8/1/2023 4:25:57 PM
Data file:	C:\Chem32\1\Data\01Aug23\6.D	Analyst:	Brooke YB

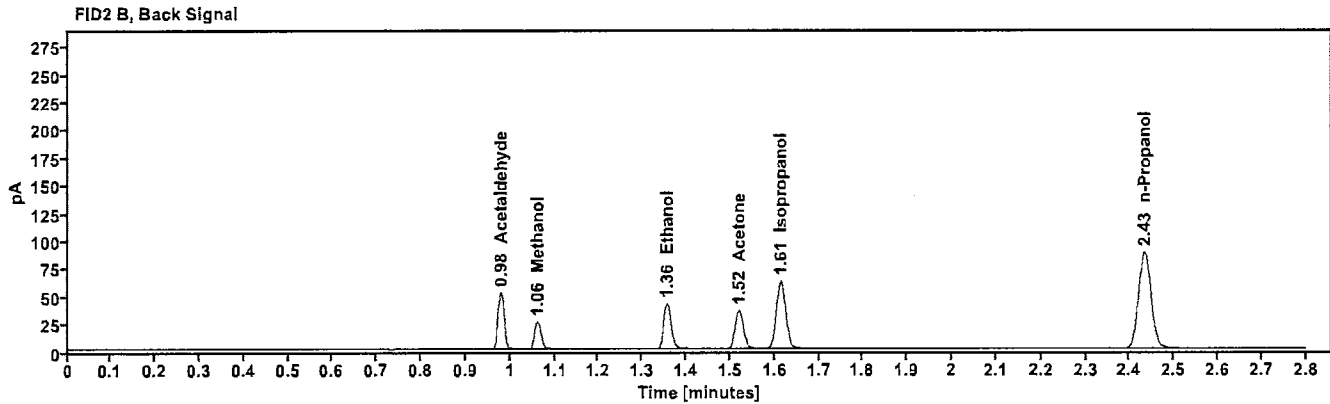
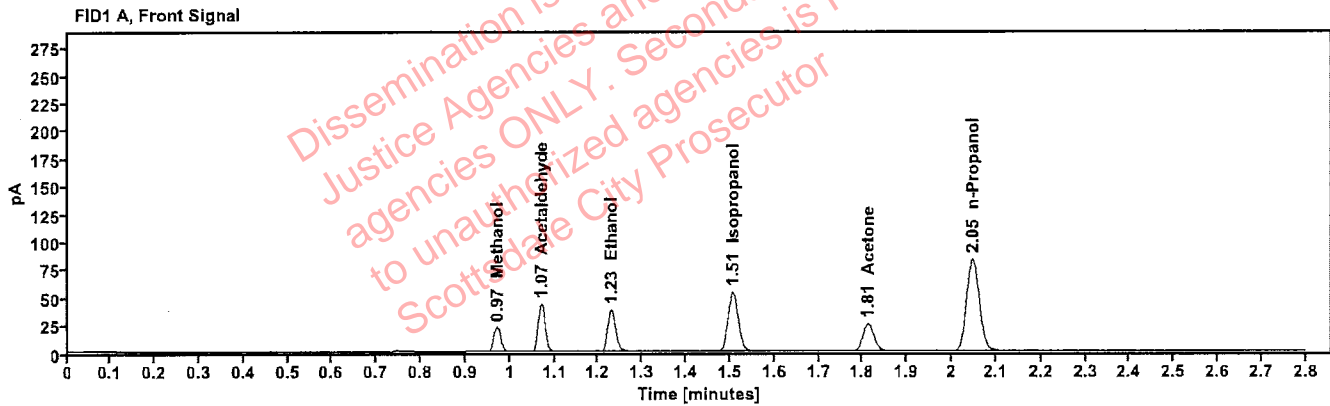


Table 1: FID 1 A (column DB-ALC1)

Compound	Amount (g/100mL)	Time (min)	Peak Area
Methanol	-----	0.971	24.882
Acetaldehyde	-----	1.071	47.234
>Ethanol	0.0751	1.229	47.820
Isopropanol	-----	1.506	86.256
Acetone	-----	1.812	43.157
n-Propanol	-----	2.047	166.941

Table 2: FID 2 B (column DB-ALC2)

Compound	Time (min)	Peak Area
Acetaldehyde	0.979	50.278
Methanol	1.061	25.996
Ethanol	1.356	49.541
Acetone	1.520	45.306
Isopropanol	1.614	90.371
n-Propanol	2.433	172.394

Scottsdale Police Department Crime Lab Volatiles Analysis

Sample: 30012020-A	Vial: 7
Description: 0.400	LIMS ID:
Method: ethanol quant.M	Sequence: 01Aug23
Instrument: US14173023 CN14160045	Injection date: 8/1/2023 4:30:12 PM
Data file: C:\Chem32\1\Data\01Aug23\7.D	Analyst: Brooke

PB

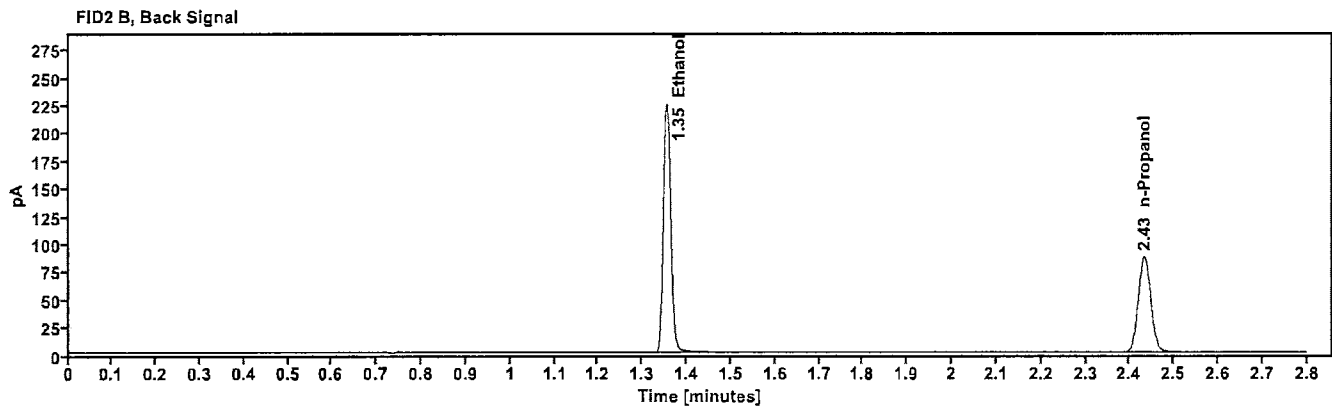
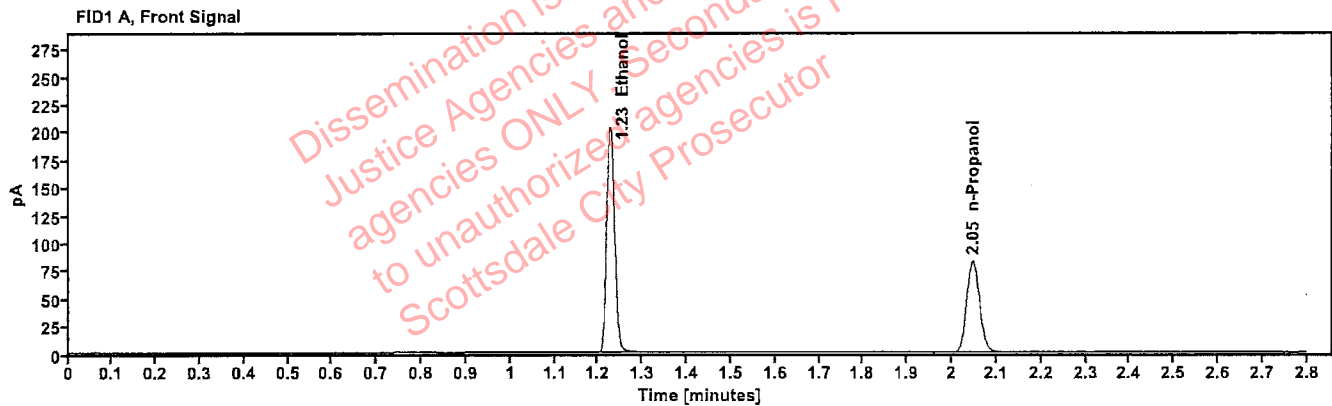


Table 1: FID 1 A (column DB-ALC1)

Compound	Amount (g/100mL)	Time (min)	Peak Area
>Ethanol	0.4014	1.227	258.360
n-Propanol	-----	2.047	165.900

Table 2: FID 2 B (column DB-ALC2)

Compound	Time (min)	Peak Area
Ethanol	1.354	269.149
n-Propanol	2.433	171.483

Scottsdale Police Department Crime Lab Volatiles Analysis

Sample:	14082019-B	Vial:	8
Description:	0.040	LIMS ID:	
Method:	ethanol quant.M	Sequence:	01Aug23
Instrument:	US14173023 CN14160045	Injection date:	8/1/2023 4:34:12 PM
Data file:	C:\Chem32\1\Data\01Aug23\8.D	Analyst:	Brooke

18

Dissemination is restricted to Criminal Justice Agencies and authorized agencies ONLY. Secondary dissemination to unauthorized agencies is PROHIBITED. Scottsdale City Prosecutor

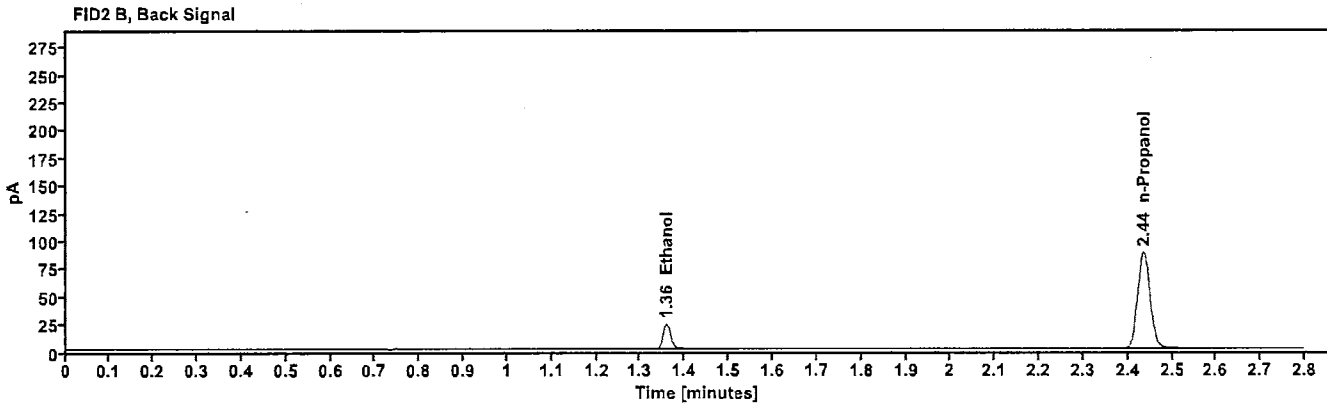
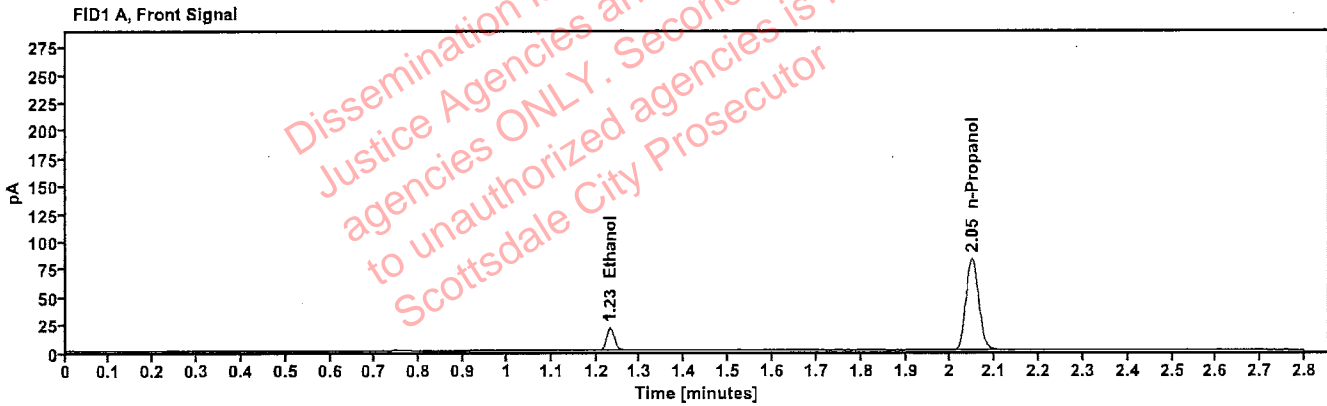


Table 1: FID 1 A (column DB-ALC1)

Compound	Amount (g/100mL)	Time (min)	Peak Area
>Ethanol	0.0418	1.231	26.126
n-Propanol	-----	2.049	166.895

Table 2: FID 2 B (column DB-ALC2)

Compound	Time (min)	Peak Area
Ethanol	1.359	27.114
n-Propanol	2.436	172.084

Scottsdale Police Department Crime Lab Volatiles Analysis

Sample:	4110320133/10	Vial:	9
Description:	0.199	LIMS ID:	
Method:	ethanol quant.M	Sequence:	01Aug23
Instrument:	US14173023 CN14160045	Injection date:	8/1/2023 4:38:12 PM
Data file:	C:\Chem321\1\Data\01Aug23\9.D	Analyst:	Brooke

POB

Dissemination is restricted to Criminal Justice Agencies and authorized agencies ONLY. Secondary dissemination to unauthorized agencies is PROHIBITED. Scottsdale City Prosecutor

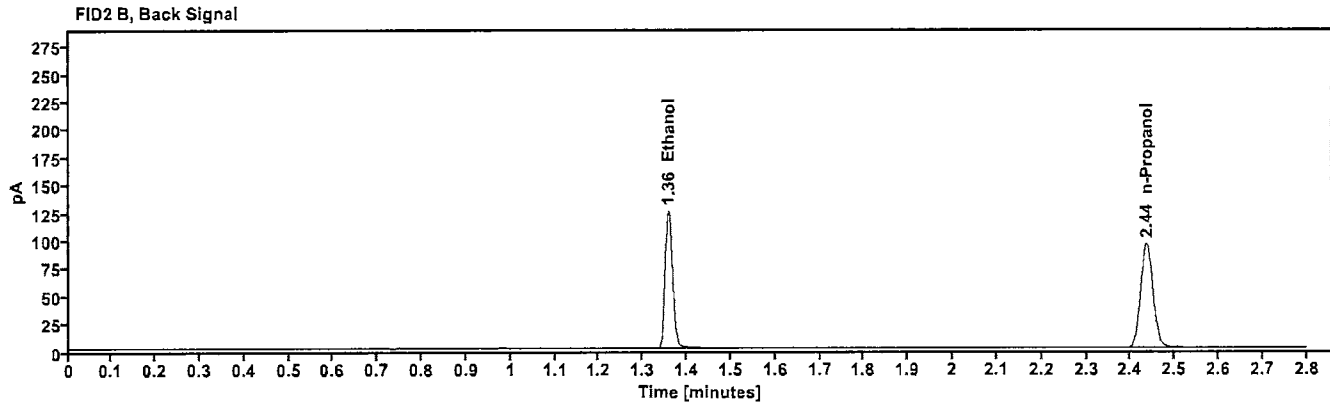
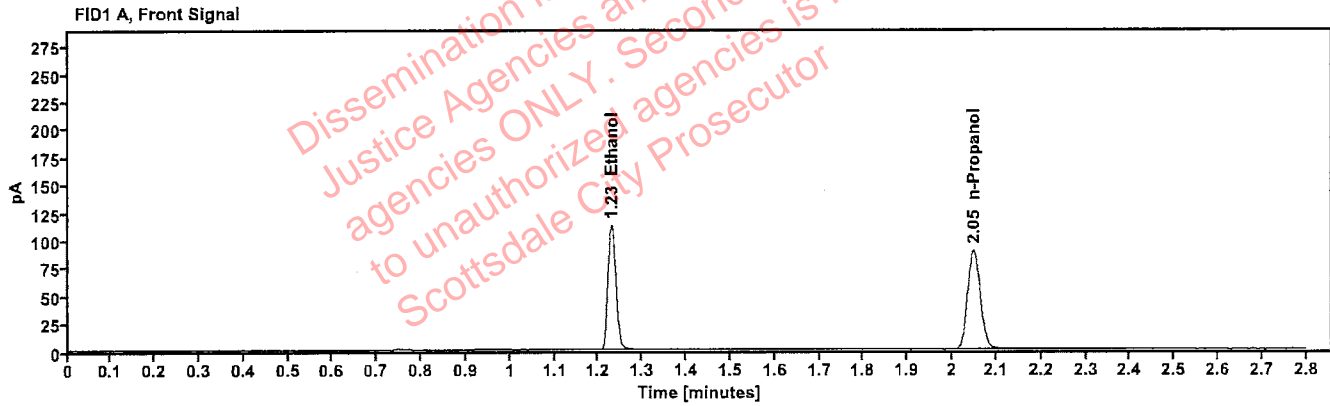


Table 1: FID 1 A (column DB-ALC1)

Compound	Amount (g/100mL)	Time (min)	Peak Area
>Ethanol	0.2065	1.230	143.838
n-Propanol	----	2.049	180.224

Table 2: FID 2 B (column DB-ALC2)

Compound	Time (min)	Peak Area
Ethanol	1.358	149.492
n-Propanol	2.436	186.306

Scottsdale Police Department Crime Lab Volatiles Analysis

Sample:	20012020-B	Vial:	20
Description:	0.080	LIMS ID:	
Method:	ethanol quant.M	Sequence:	01Aug23
Instrument:	US14173023 CN14160045	Injection date:	8/1/2023 5:22:42 PM
Data file:	C:\Chem32\1\Data\01Aug23\20.D	Analyst:	Brooke TB

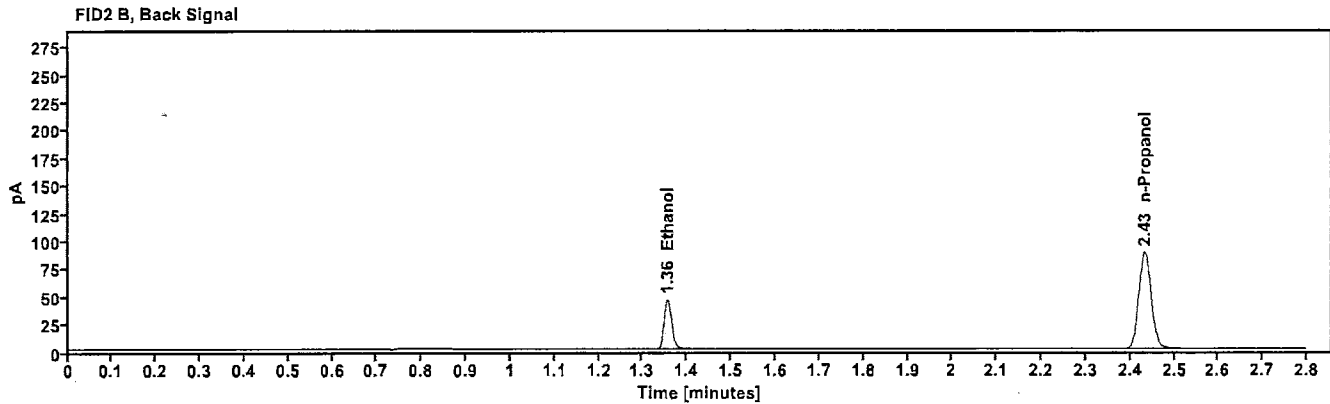
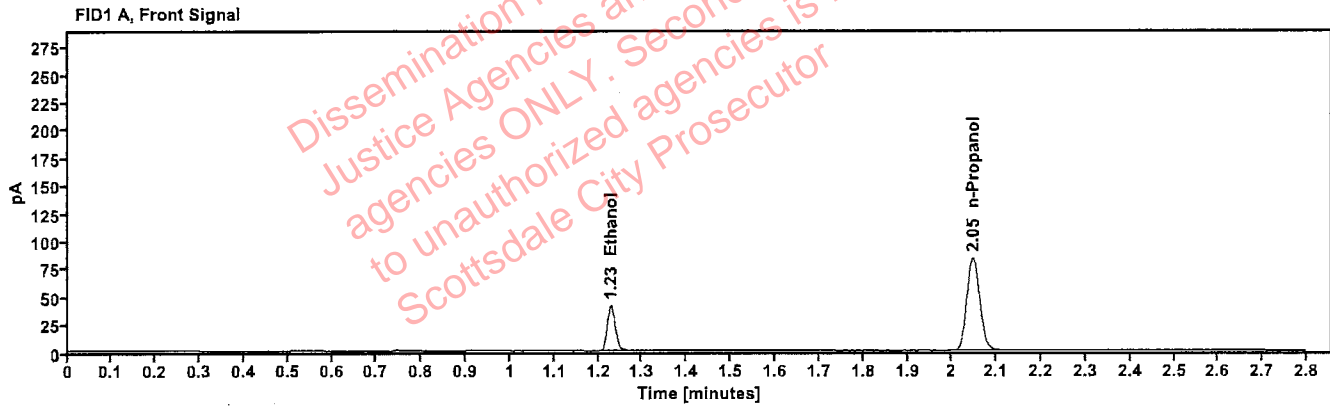


Table 1: FID 1 A (column DB-ALC1)

Compound	Amount (g/100mL)	Time (min)	Peak Area
>Ethanol	0.0813	1.229	52.056
n-Propanol	-----	2.047	167.655

Table 2: FID 2 B (column DB-ALC2)

Compound	Time (min)	Peak Area
Ethanol	1.355	53.920
n-Propanol	2.433	173.295

Scottsdale Police Department Crime Lab Volatiles Analysis

Sample:	4110320133/10	Vial:	31
Description:	0.199	LIMS ID:	
Method:	ethanol quant.M	Sequence:	01Aug23
Instrument:	US14173023 CN14160045	Injection date:	8/1/2023 6:07:12 PM
Data file:	C:\Chem32\1\Data\01Aug23\31.D	Analyst:	Brooke PB

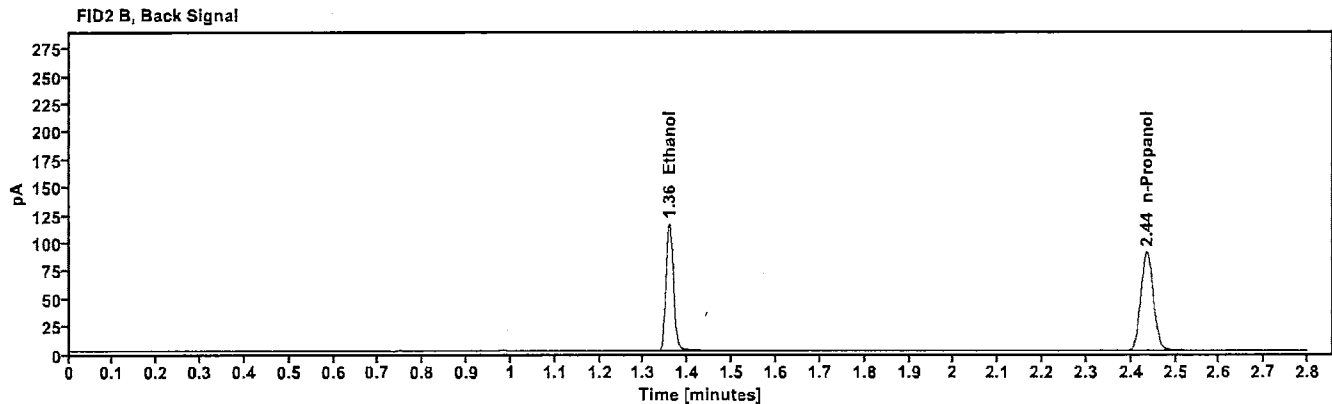
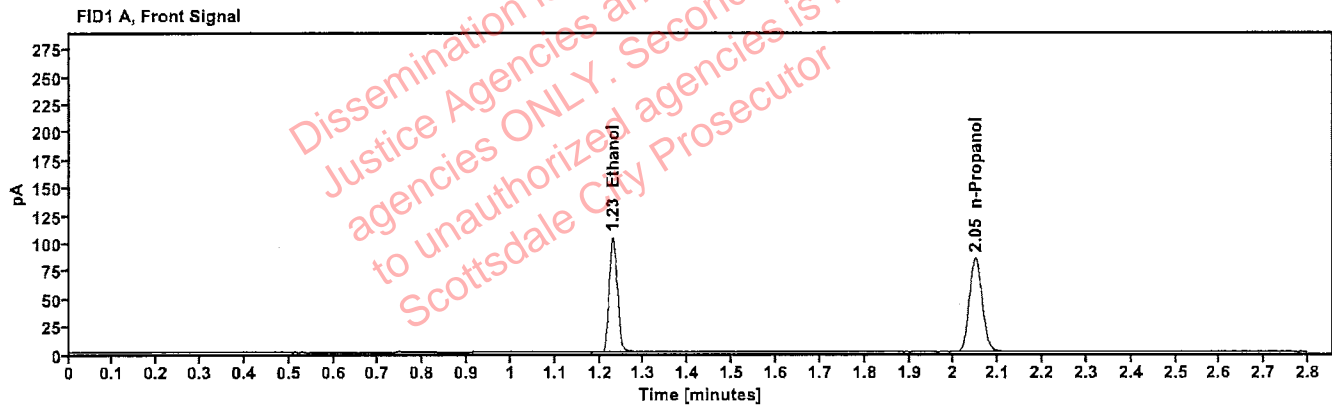


Table 1: FID 1 A (column DB-ALC1)

Compound	Amount (g/100mL)	Time (min)	Peak Area
>Ethanol	0.2015	1.230	132.677
n-Propanol	----	2.049	170.397

Table 2: FID 2 B (column DB-ALC2)

Compound	Time (min)	Peak Area
Ethanol	1.358	137.909
n-Propanol	2.436	176.165

Scottsdale Police Department Crime Lab Volatiles Analysis

Sample:	20012020-B	Vial:	42
Description:	0.080	LIMS ID:	
Method:	ethanol quant.M	Sequence:	01Aug23
Instrument:	US14173023 CN14160045	Injection date:	8/1/2023 6:51:28 PM
Data file:	C:\Chem32\1\Data\01Aug23\42.D	Analyst:	Brooke

7B

Dissemination is restricted to Criminal Justice Agencies and authorized agencies ONLY. Secondary dissemination to unauthorized agencies is PROHIBITED. Scottsdale City Prosecutor

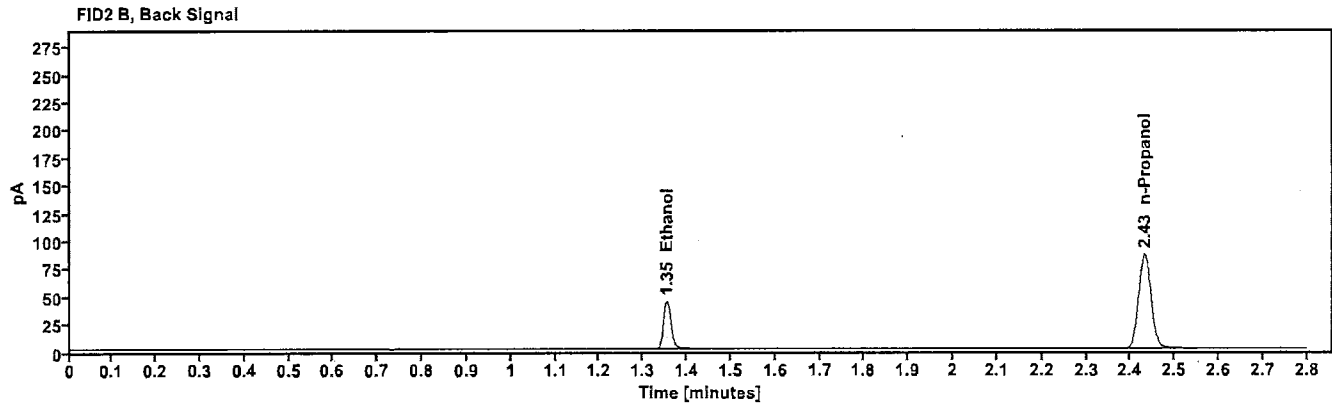
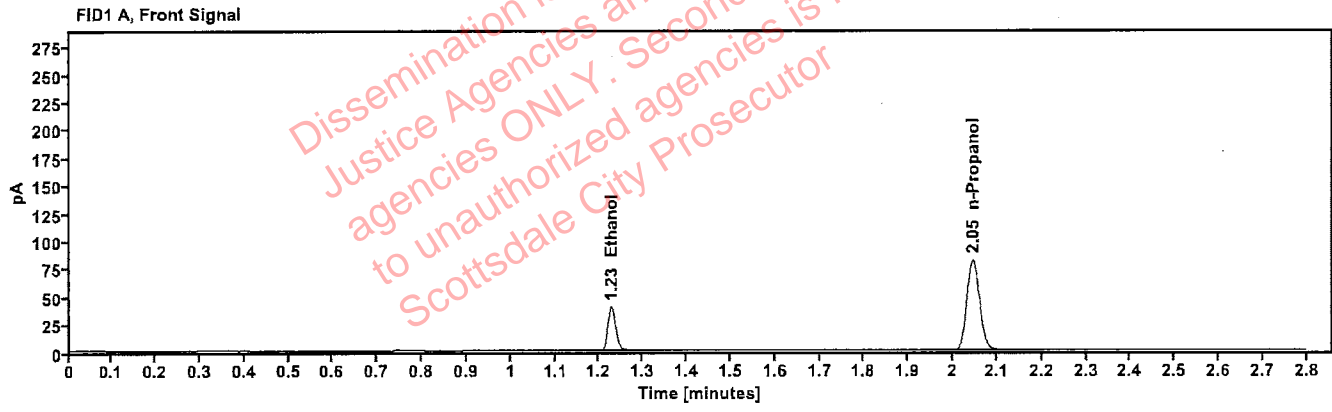


Table 1: FID 1 A (column DB-ALC1)

Compound	Amount (g/100mL)	Time (min)	Peak Area
>Ethanol	0.0804	1.228	50.557
n-Propanol	----	2.046	164.749

Table 2: FID 2 B (column DB-ALC2)

Compound	Time (min)	Peak Area
Ethanol	1.354	52.404
n-Propanol	2.431	170.004

Scottsdale Police Department Crime Lab Volatiles Analysis

Sample:	30012020-A	Vial:	53
Description:	0.400	LIMS ID:	
Method:	ethanol quant.M	Sequence:	01Aug23
Instrument:	US14173023 CN14160045	Injection date:	8/1/2023 7:35:57 PM
Data file:	C:\Chem32\1\Data\01Aug23\53.D	Analyst:	Brooke BOS

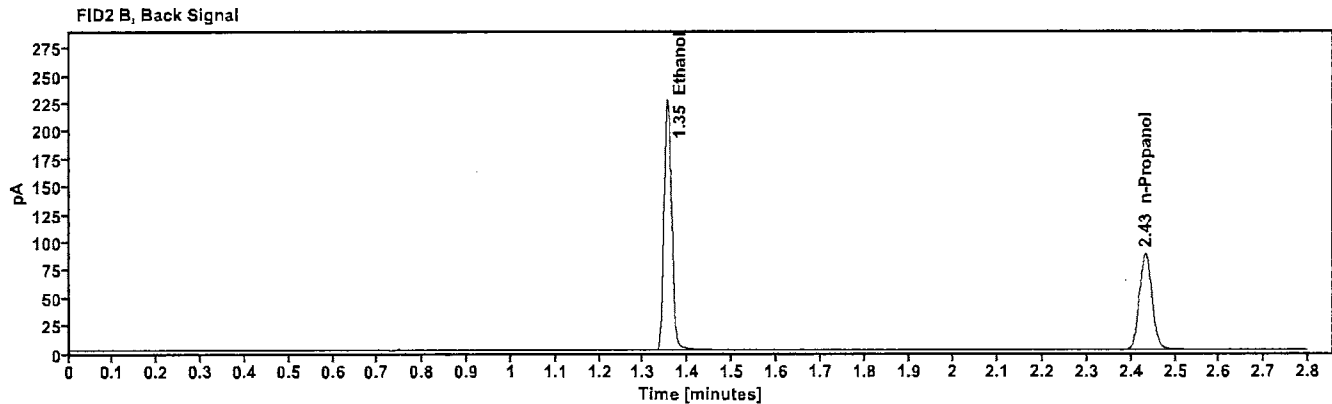
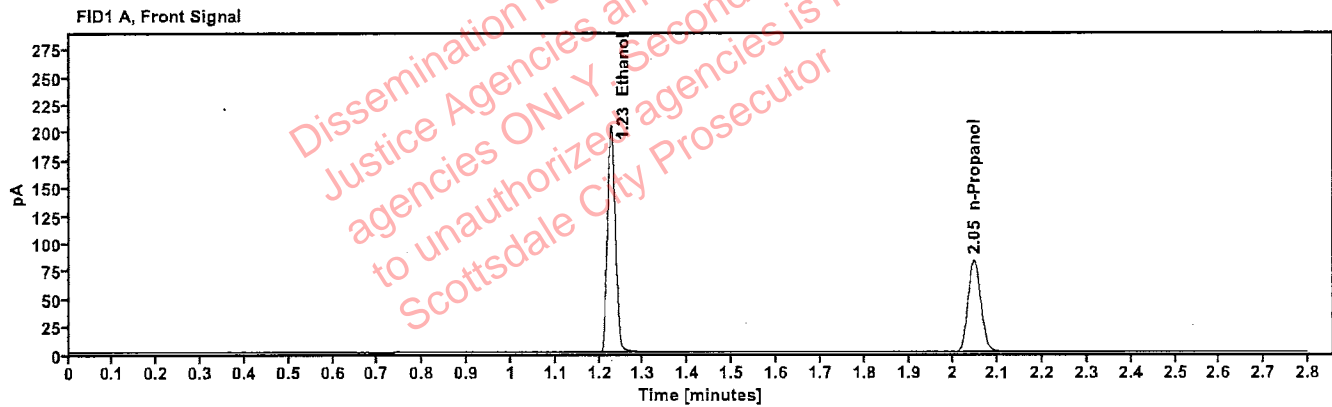


Table 1: FID 1 A (column DB-ALC1)

Compound	Amount (g/100mL)	Time (min)	Peak Area
>Ethanol	0.4009	1.226	259.694
n-Propanol	-----	2.046	166.943

Table 2: FID 2 B (column DB-ALC2)

Compound	Time (min)	Peak Area
Ethanol	1.354	270.721
n-Propanol	2.432	172.426

Scottsdale Police Department Crime Lab Volatiles Analysis

Sample:	14082019-B	Vial:	54
Description:	0.040	LIMS ID:	
Method:	ethanol quant.M	Sequence:	01Aug23
Instrument:	US14173023 CN14160045	Injection date:	8/1/2023 7:39:58 PM
Data file:	C:\Chem32\1\Data\01Aug23\54.D	Analyst:	Brooke

RB

Dissemination is restricted to Criminal Justice Agencies and authorized agencies ONLY. Secondary dissemination to unauthorized agencies is PROHIBITED. Scottsdale City Prosecutor

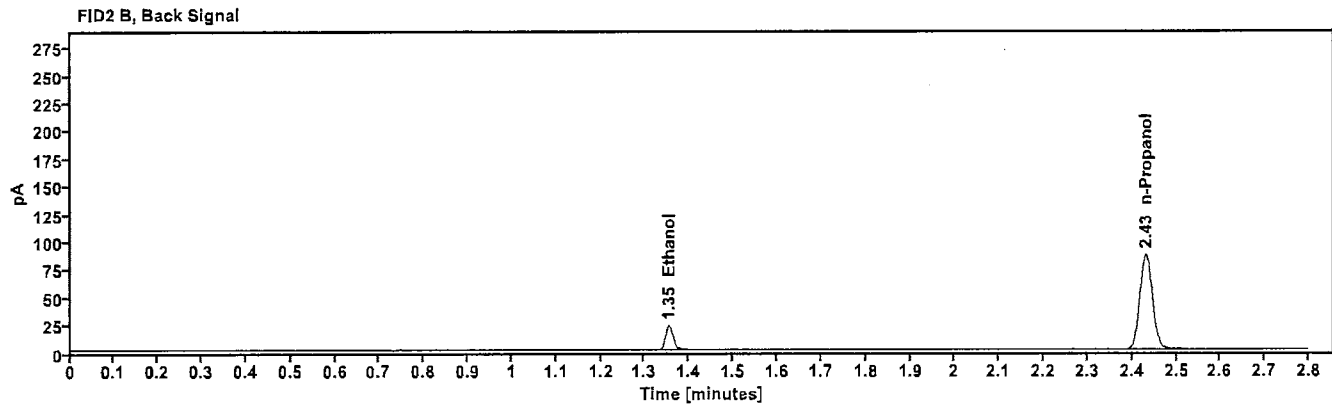
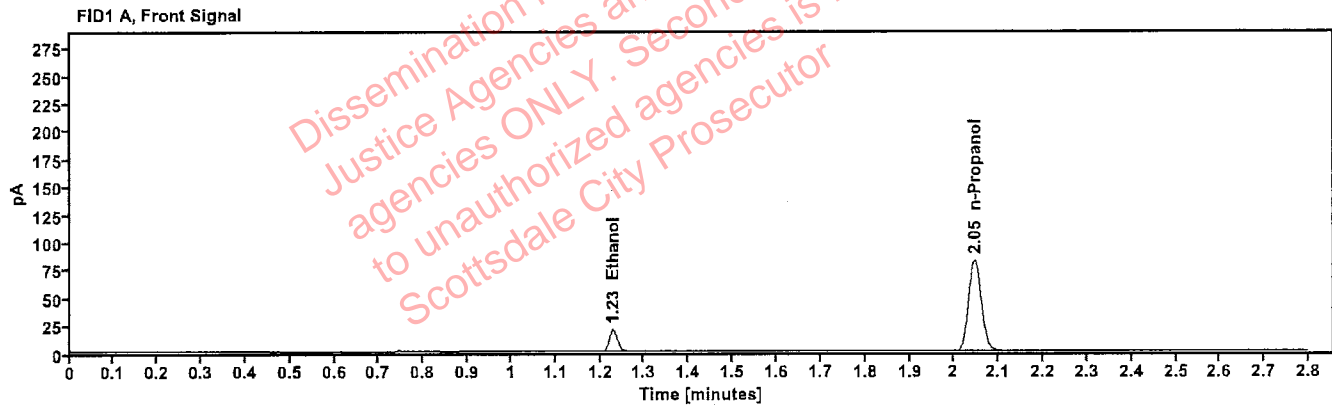


Table 1: FID 1 A (column DB-ALC1)

Compound	Amount (g/100mL)	Time (min)	Peak Area
>Ethanol	0.0412	1.228	25.478
n-Propanol	----	2.046	165.145

Table 2: FID 2 B (column DB-ALC2)

Compound	Time (min)	Peak Area
Ethanol	1.354	26.421
n-Propanol	2.431	170.722

Scottsdale Police Department Crime Lab Volatiles Analysis

Sample:	4110320133/10	Vial:	55
Description:	0.199	LIMS ID:	
Method:	ethanol quant.M	Sequence:	01Aug23
Instrument:	US14173023 CN14160045	Injection date:	8/1/2023 7:44:12 PM
Data file:	C:\Chem32\1\Data\01Aug23\55.D	Analyst:	Brooke 178

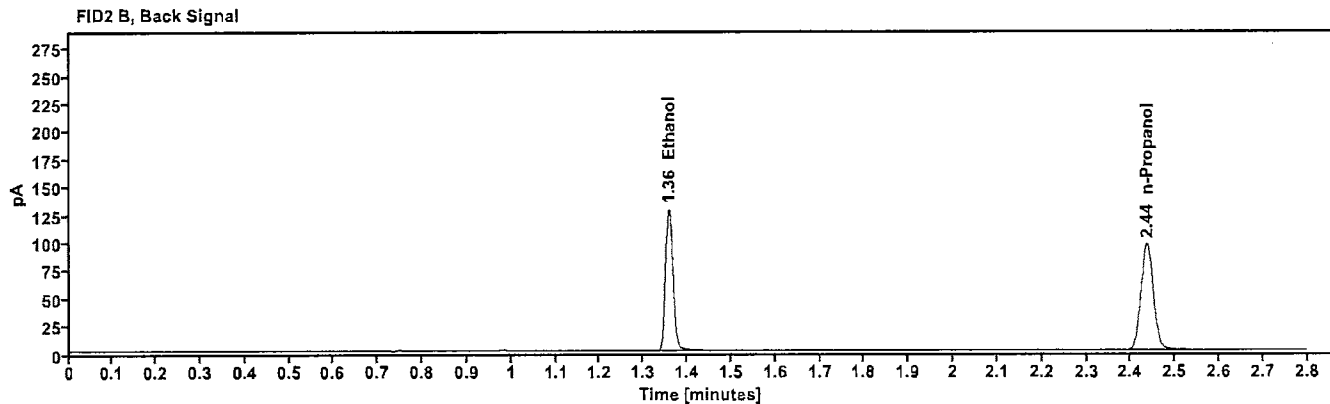
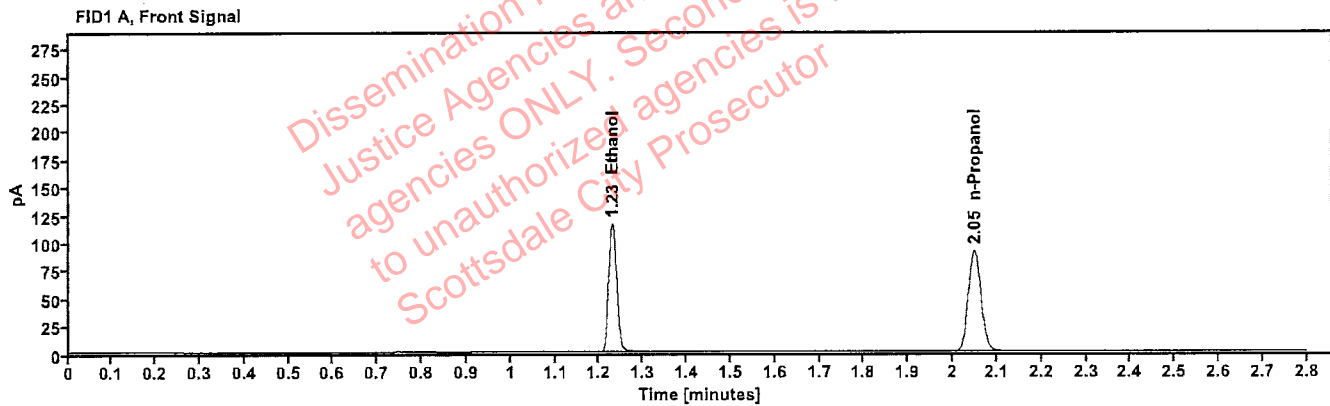


Table 1: FID 1 A (column DB-ALC1)

Compound	Amount (g/100mL)	Time (min)	Peak Area
>Ethanol	0.2081	1.229	147.368
n-Propanol	---	2.049	183.207

Table 2: FID 2 B (column DB-ALC2)

Compound	Time (min)	Peak Area
Ethanol	1.358	153.242
n-Propanol	2.436	189.419

Scottsdale Police Department Crime Lab Volatiles Analysis

Sample:	060223AQ	Vial:	56
Description:	Negative	LIMS ID:	
Method:	ethanol quant.M	Sequence:	01Aug23
Instrument:	US14173023 CN14160045	Injection date:	8/1/2023 7:48:11 PM
Data file:	C:\Chem32\1\Data\01Aug23\56.D	Analyst:	Brooke YB

Dissemination is restricted to Criminal Justice Agencies and authorized agencies ONLY. Secondary dissemination to unauthorized agencies is PROHIBITED. Scottsdale City Prosecutor

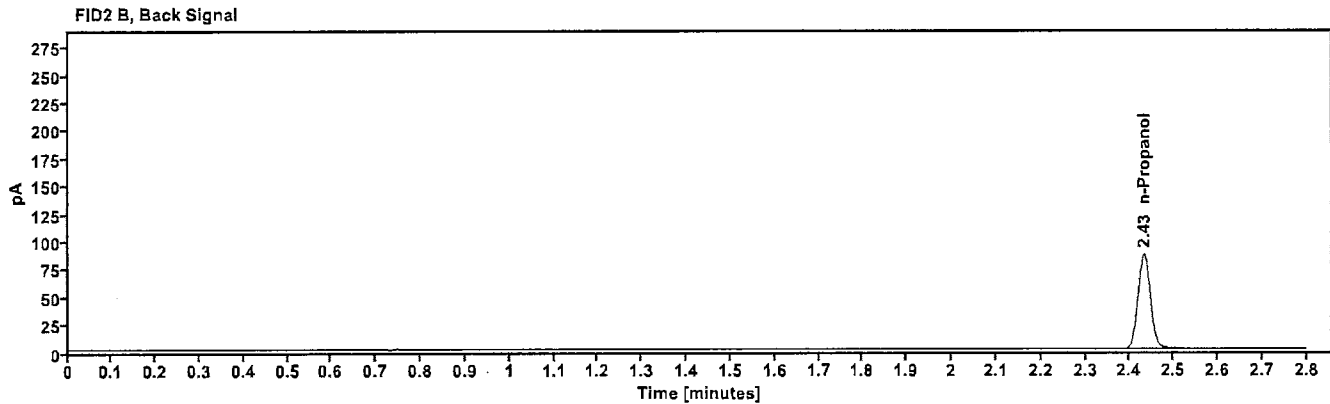
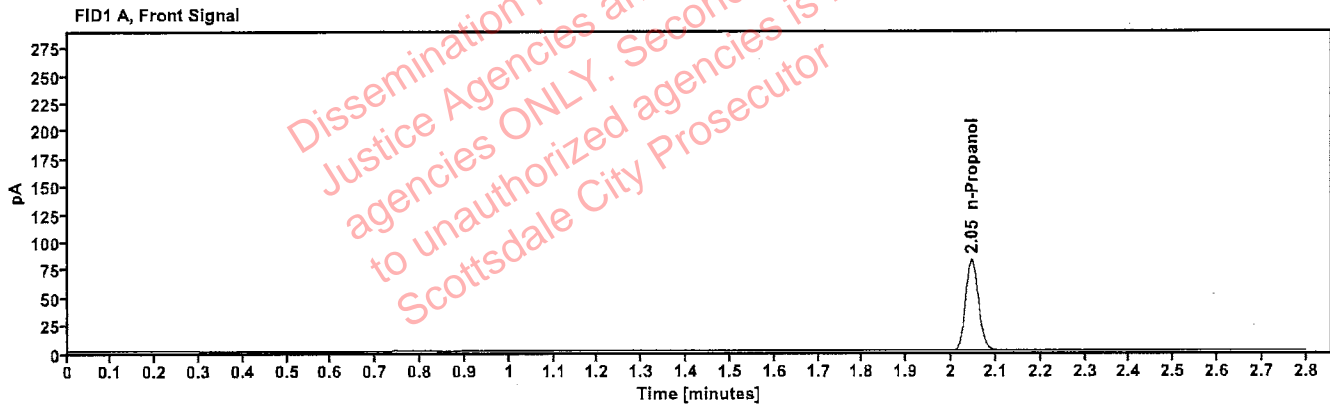


Table 1: FID 1 A (column DB-ALC1)

Compound	Amount (g/100mL)	Time (min)	Peak Area
n-Propanol	-----	2.046	164.363

Table 2: FID 2 B (column DB-ALC2)

Compound	Time (min)	Peak Area
n-Propanol	2.432	169.903

Sequence Summary

Sequence name: 01Aug23 Instrument: US14173023 CN14160045 Analyst: Brooke

YB

Vial	Sample	Description	Type	LIMS ID	Method
1	FN10051909	0.020 calibrator	Calibration		ethanol quant.M
2	FN05311902	0.100 calibrator	Calibration		ethanol quant.M
3	FN02052101	0.200 calibrator	Calibration		ethanol quant.M
4	FN03052102	0.400 calibrator	Calibration		ethanol quant.M
5	011823WB	Negative	Control		ethanol quant.M
6	050721MIX	Volatiles mix	Control		ethanol quant.M
7	30012020-A	0.400	Control		ethanol quant.M
8	14082019-B	0.040	Control		ethanol quant.M
9	4110320133/10	0.199	Control		ethanol quant.M
10	327-01M.W.		Sample		ethanol quant.M
11	327-01M.W.		Sample		ethanol quant.M
12	404-01J.S.		Sample		ethanol quant.M
13	404-01J.S.		Sample		ethanol quant.M
14	327-01R.G.		Sample		ethanol quant.M
15	327-01R.G.		Sample		ethanol quant.M
16	327-01K.J.		Sample		ethanol quant.M
17	327-01K.J.		Sample		ethanol quant.M
18	176-01P.W.		Sample		ethanol quant.M
19	176-01P.W.		Sample		ethanol quant.M
20	20012020-B	0.080	Control		ethanol quant.M
21	409-01I.G.		Sample		ethanol quant.M
22	409-01I.G.		Sample		ethanol quant.M
23	334-01M.F.		Sample		ethanol quant.M
24	334-01M.F.		Sample		ethanol quant.M
25	414-01T.P.		Sample		ethanol quant.M
26	414-01T.P.		Sample		ethanol quant.M
27	318-02D.F.		Sample		ethanol quant.M
28	318-02D.F.		Sample		ethanol quant.M
29	2314444-1		Sample		ethanol quant.M
30	2314444-1		Sample		ethanol quant.M
31	4110320133/10	0.199	Control		ethanol quant.M
32	2315095-1		Sample		ethanol quant.M
33	2315095-1		Sample		ethanol quant.M
34	2315108-2		Sample		ethanol quant.M
35	2315108-2		Sample		ethanol quant.M
36	2315185-1		Sample		ethanol quant.M
37	2315185-1		Sample		ethanol quant.M
38	2315245-2		Sample		ethanol quant.M
39	2315245-2		Sample		ethanol quant.M
40	2315351-2		Sample		ethanol quant.M
41	2315351-2		Sample		ethanol quant.M
42	20012020-B	0.080	Control		ethanol quant.M
43	327-01A.S.		Sample		ethanol quant.M
44	327-01A.S.		Sample		ethanol quant.M
45	425-01M.L.		Sample		ethanol quant.M
46	425-01M.L.		Sample		ethanol quant.M
47	2315385-4		Sample		ethanol quant.M

Sequence Summary

MS

48	2315385-4		Sample		ethanol quant.M
49	2315584-2		Sample		ethanol quant.M
50	2315584-2		Sample		ethanol quant.M
51	2314994-2		Sample		ethanol quant.M
52	2314994-2		Sample		ethanol quant.M
53	30012020-A	0.400	Control		ethanol quant.M
54	14082019-B	0.040	Control		ethanol quant.M
55	4110320133/10	0.199	Control		ethanol quant.M
56	060223AQ	Negative	Control		ethanol quant.M

Dissemination is restricted to Criminal Justice Agencies and authorized agencies ONLY. Secondary dissemination to unauthorized agencies is PROHIBITED. Scottsdale City Prosecutor

Scottsdale Police Department Crime Laboratory

Summary of Cases

AB

SEQUENCE NAME: 01Aug23

ANALYST: Brooke

Vials	Test 1 (g/dL)	Test 2 (g/dL)	Mean (g/dL)	Percent Difference*	Absolute Difference (g/dL)*
10 11	0.0989	0.0972	0.09805	0.87	0.00085
12 13	0.1102	0.1102	0.11020	0.00	0.00000
14 15	0.0181	0.0182	0.01815	0.28	0.00005
16 17	0.0706	0.0700	0.07030	0.43	0.00030
18 19	0.2032	0.2031	0.20315	0.02	0.00005
21 22	0.1643	0.1646	0.16445	0.09	0.00015
23 24	0.0946	0.0965	0.09555	0.99	0.00095
25 26	0.1646	0.1657	0.16515	0.33	0.00055
27 28	0.2351	0.2360	0.23555	0.19	0.00045
29 30	0.1312	0.1312	0.13120	0.00	0.00000
32 33	0.0822	0.0832	0.08270	0.60	0.00050
34 35	0.2136	0.2149	0.21425	0.30	0.00065
36 37	0.1307	0.1303	0.13050	0.15	0.00020
38 39	0.0648	0.0645	0.06465	0.23	0.00015
40 41	0.1896	0.1881	0.18885	0.40	0.00075
43 44	0.0812	0.0831	0.08215	1.16	0.00095
45 46	0.1652	0.1661	0.16565	0.27	0.00045
47 48	0.3245	0.3233	0.32390	0.19	0.00060
49 50	0.1366	0.1364	0.13650	0.07	0.00010
51 52	0.2672	0.2654	0.26630	0.34	0.00090

*Calculated differences are differences from the mean of the two results.

Scottsdale Police Department Crime Lab Volatiles Analysis

Sample:	327-01M.W.	Vial:	10
Description:	[REDACTED]	LIMS ID:	[REDACTED]
Method:	ethanol quant.M	Sequence:	01Aug23
Instrument:	US14173023 CN14160045	Injection date:	8/1/2023 4:42:11 PM
Data file:	C:\Chem32\1\Data\01Aug23\10.D	Analyst:	Brooke

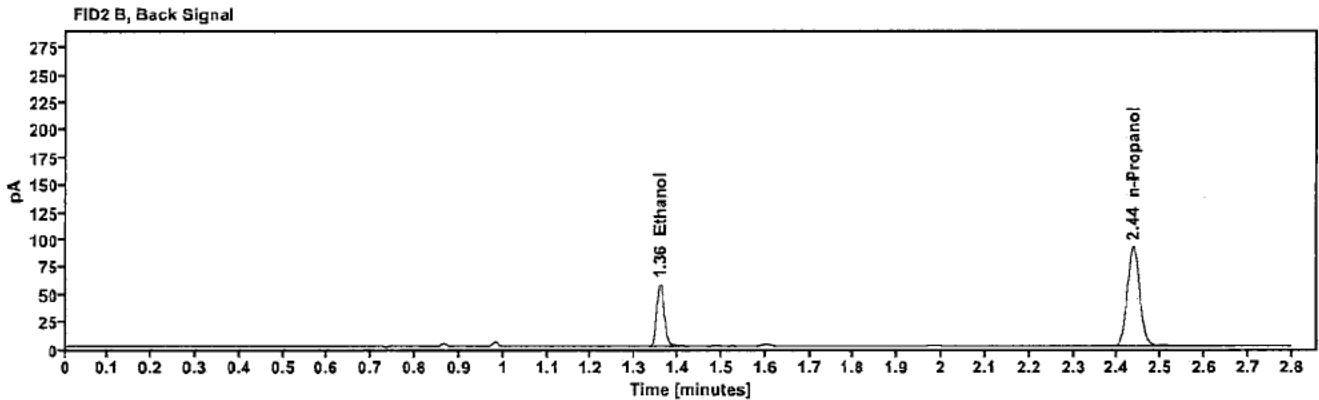
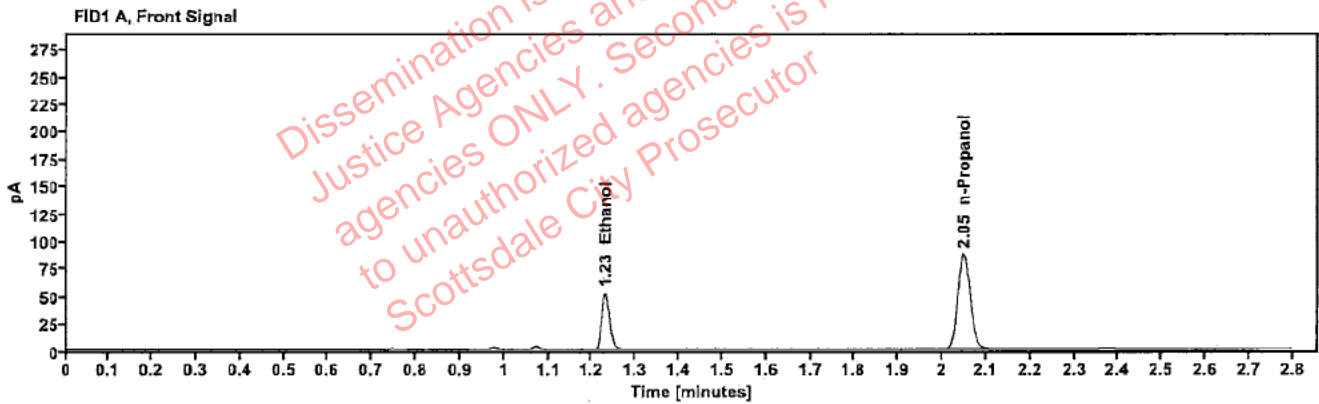


Table 1: FID 1 A (column DB-ALC1)

Compound	Amount (g/100mL)	Time (min)	Peak Area
>Ethanol	0.0989	1.230	66.429
n-Propanol	-----	2.049	175.296

Table 2: FID 2 B (column DB-ALC2)

Compound	Time (min)	Peak Area
Ethanol	1.359	69.082
n-Propanol	2.436	180.787

Scottsdale Police Department Crime Lab Volatiles Analysis

Sample:	327-01M.W.	Vial:	11
Description:	[REDACTED]	LIMS ID:	[REDACTED]
Method:	ethanol quant.M	Sequence:	01Aug23
Instrument:	US14173023 CN14160045	Injection date:	8/1/2023 4:46:12 PM
Data file:	C:\Chem32\1\Data\01Aug23\11.D	Analyst:	Brooke

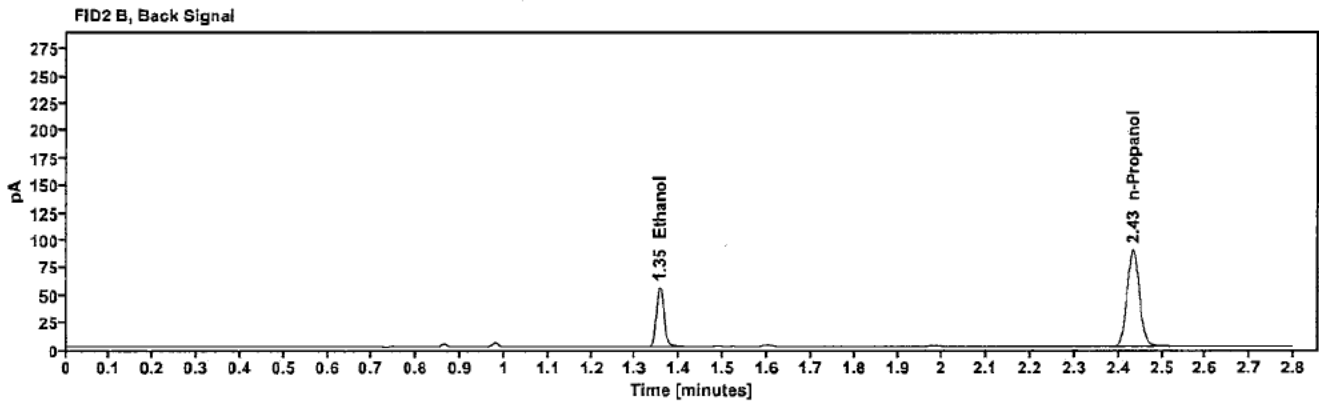
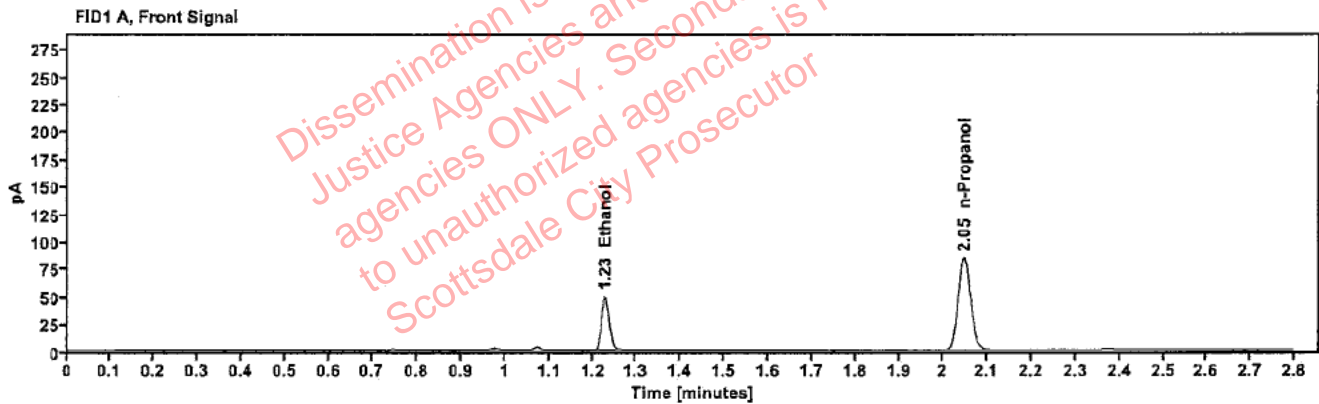


Table 1: FID 1 A (column DB-ALC1)

Compound	Amount (g/100mL)	Time (min)	Peak Area
>Ethanol	0.0972	1.228	63.211
n-Propanol	-----	2.047	169.753

Table 2: FID 2 B (column DB-ALC2)

Compound	Time (min)	Peak Area
Ethanol	1.355	65.709
n-Propanol	2.433	175.911

Scottsdale Police Department Crime Lab Volatiles Analysis

Sample:	404-01J.S.	Vial:	12
Description:	[REDACTED]	LIMS ID:	[REDACTED]
Method:	ethanol quant.M	Sequence:	01Aug23
Instrument:	US14173023 CN14160045	Injection date:	8/1/2023 4:50:11 PM
Data file:	C:\Chem32\1\Data\01Aug23\12.D	Analyst:	Brooke

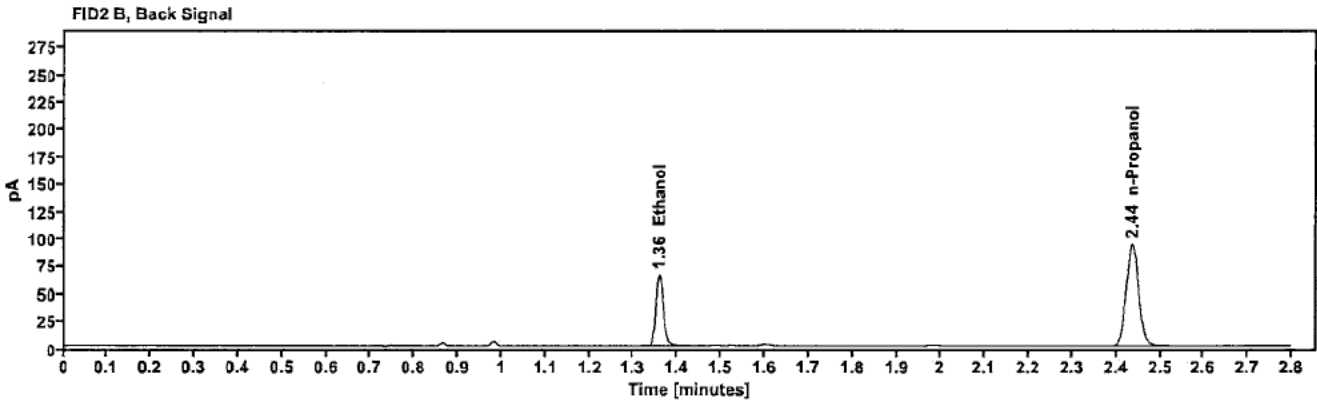
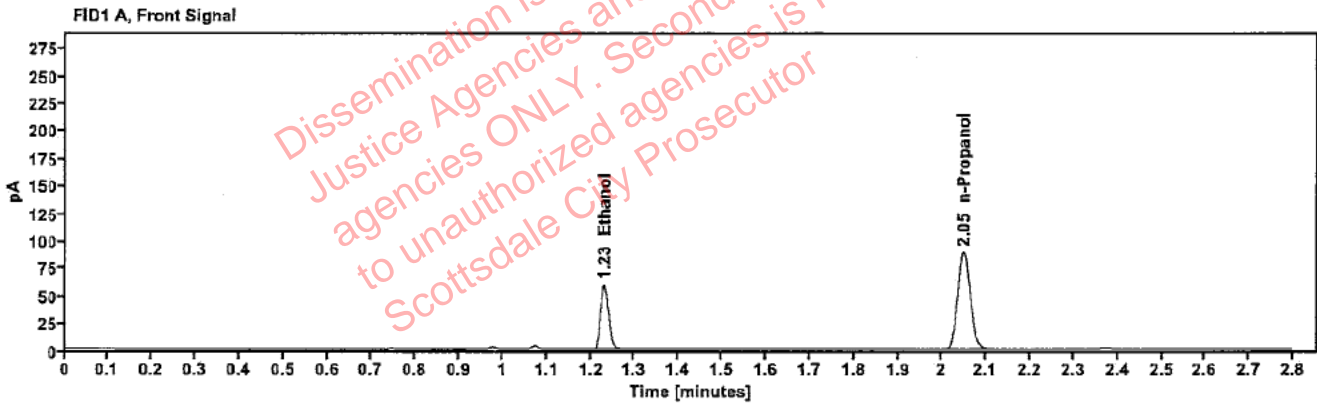


Table 1: FID 1 A (column DB-ALC1)

Compound	Amount (g/100mL)	Time (min)	Peak Area
>Ethanol	0.1102	1.230	75.641
n-Propanol	---	2.049	178.801

Table 2: FID 2 B (column DB-ALC2)

Compound	Time (min)	Peak Area
Ethanol	1.359	78.643
n-Propanol	2.436	184.466

Scottsdale Police Department Crime Lab Volatiles Analysis

Sample:	404-01J.S.	Vial:	13
Description:	[REDACTED]	LIMS ID:	[REDACTED]
Method:	ethanol quant.M	Sequence:	01Aug23
Instrument:	US14173023 CN14160045	Injection date:	8/1/2023 4:54:27 PM
Data file:	C:\Chem32\1\Data\01Aug23\13.D	Analyst:	Brooke

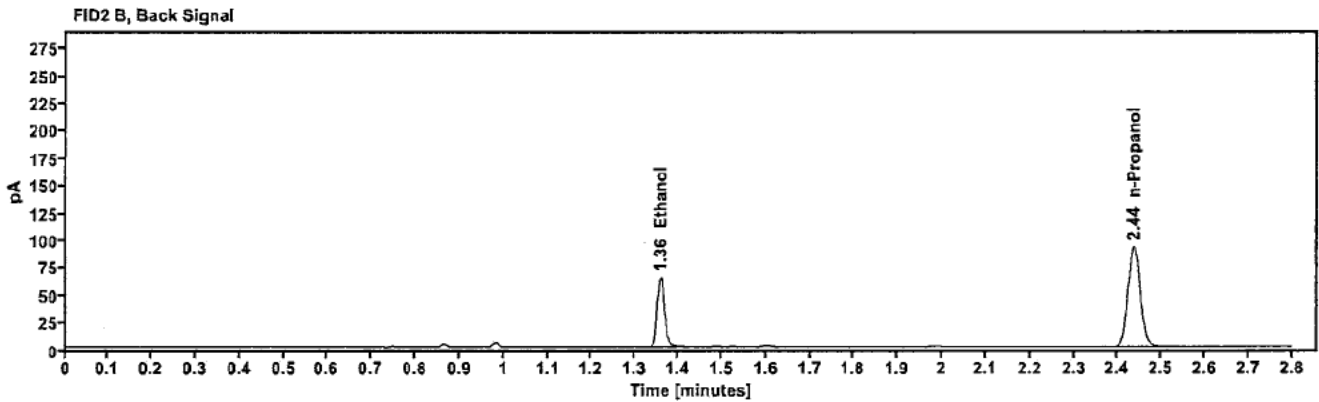
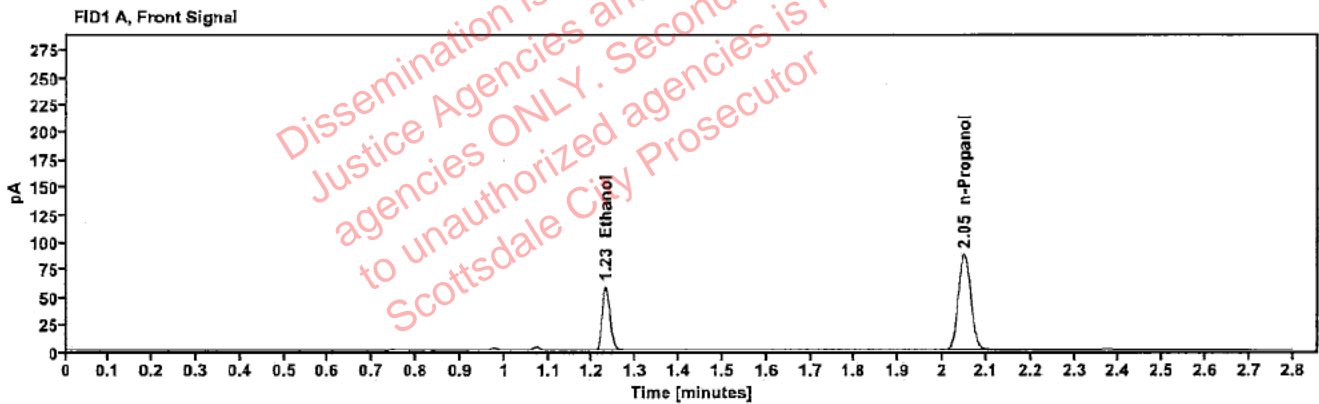


Table 1: FID 1 A (column DB-ALC1)

Compound	Amount (g/100mL)	Time (min)	Peak Area
>Ethanol	0.1102	1.231	74.294
n-Propanol	-----	2.049	175.586

Table 2: FID 2 B (column DB-ALC2)

Compound	Time (min)	Peak Area
Ethanol	1.359	77.460
n-Propanol	2.436	182.034

Scottsdale Police Department Crime Lab Volatiles Analysis

Sample:	327-01R.G.	Vial:	14
Description:	[REDACTED]	LIMS ID:	[REDACTED]
Method:	ethanol quant.M	Sequence:	01Aug23
Instrument:	US14173023 CN14160045	Injection date:	8/1/2023 4:58:26 PM
Data file:	C:\Chem32\1\Data\01Aug23\14.D	Analyst:	Brooke

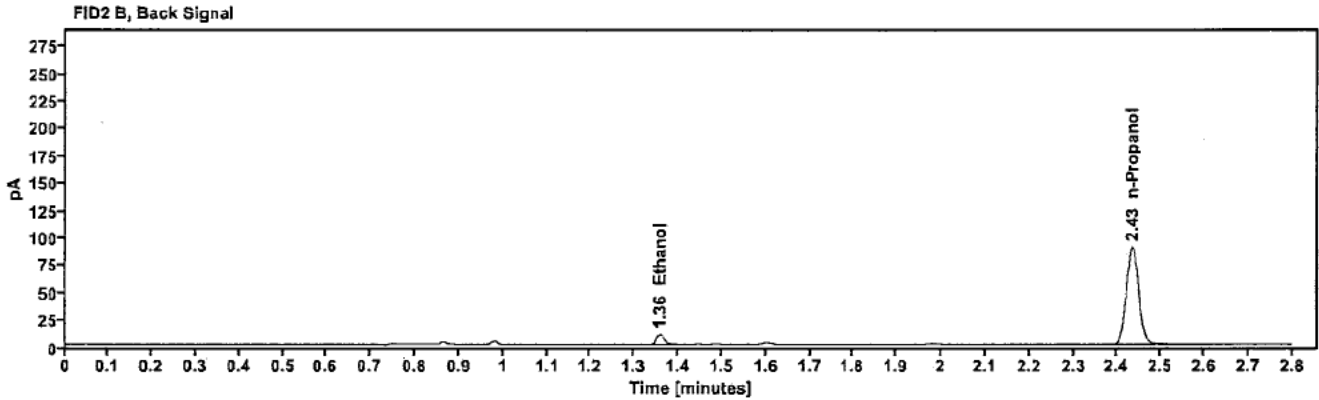
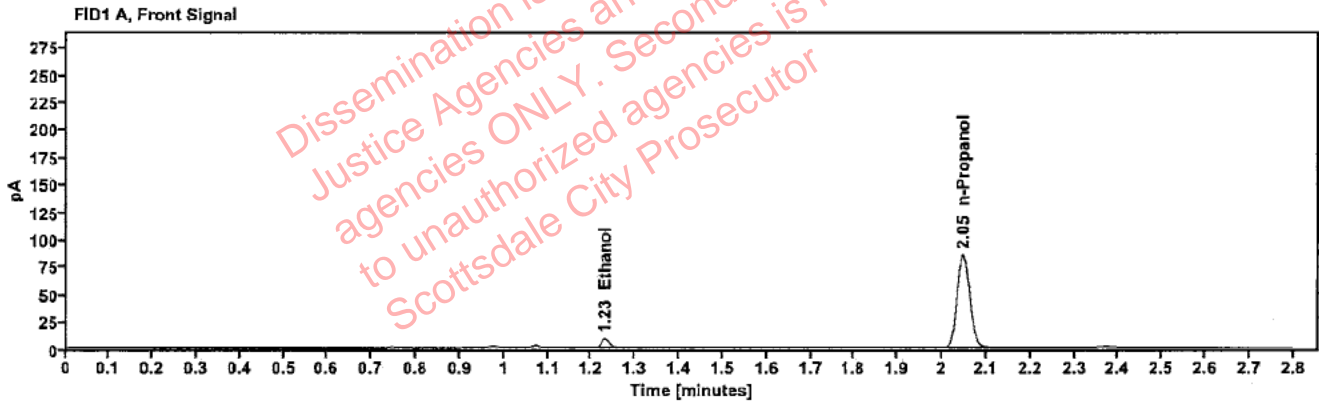


Table 1: FID 1 A (column DB-ALC1)

Compound	Amount (g/100mL)	Time (min)	Peak Area
>Ethanol	0.0181	1.231	10.981
n-Propanol	-----	2.048	171.321

Table 2: FID 2 B (column DB-ALC2)

Compound	Time (min)	Peak Area
Ethanol	1.358	11.996
n-Propanol	2.434	177.125

Case: [REDACTED] : Brooke, Phillip - (02-Aug-2023)

User: pbrooke 8/2/2023

Scottsdale Police Department Crime Lab Volatiles Analysis

Sample:	327-01R.G.	Vial:	15
Description:	[REDACTED]	LIMS ID:	[REDACTED]
Method:	ethanol quant.M	Sequence:	01Aug23
Instrument:	US14173023 CN14160045	Injection date:	8/1/2023 5:02:26 PM
Data file:	C:\Chem32\1\Data\01Aug23\15.D	Analyst:	Brooke

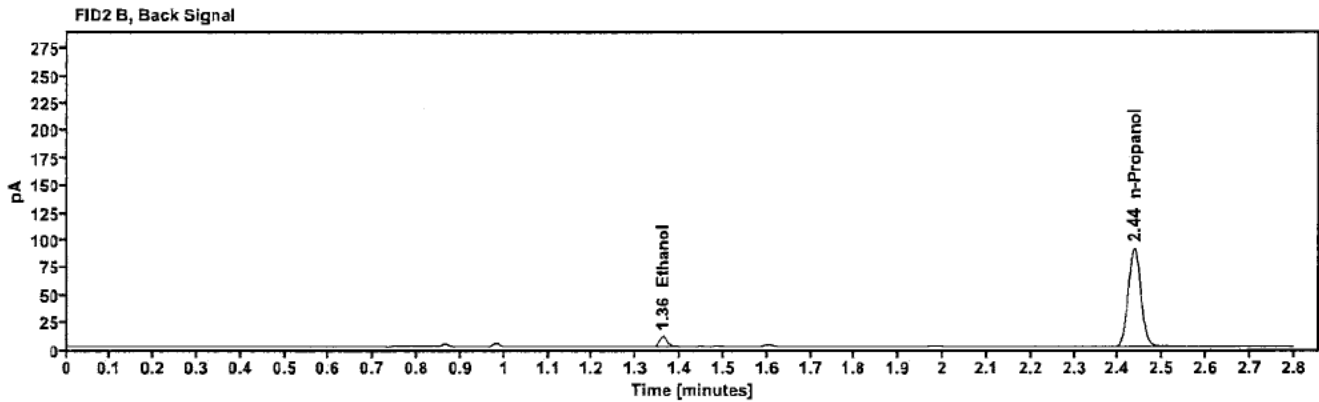
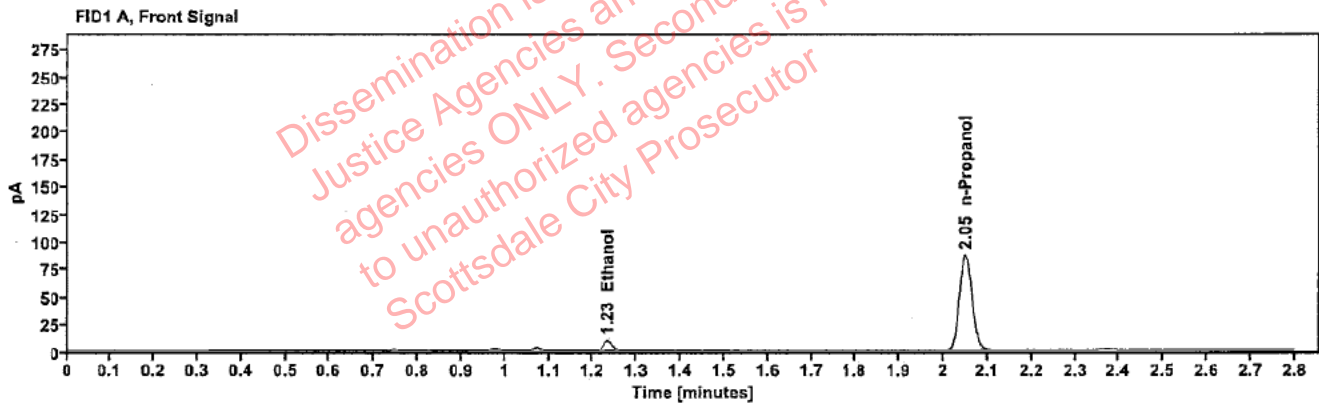


Table 1: FID 1 A (column DB-ALC1)

Compound	Amount (g/100mL)	Time (min)	Peak Area
>Ethanol	0.0182	1.233	11.277
n-Propanol	---	2.050	174.136

Table 2: FID 2 B (column DB-ALC2)

Compound	Time (min)	Peak Area
Ethanol	1.360	12.223
n-Propanol	2.437	179.875

[REDACTED]: Brooke, Phillip - (02-Aug-2023)

Case: [REDACTED] User: pbrooke 8/2/2023

Scottsdale Police Department Crime Lab Volatiles Analysis

Sample:	327-01K.J.	Vial:	16
Description:	[REDACTED]	LIMS ID:	[REDACTED]
Method:	ethanol quant.M	Sequence:	01Aug23
Instrument:	US14173023 CN14160045	Injection date:	8/1/2023 5:06:26 PM
Data file:	C:\Chem32\1\Data\01Aug23\16.D	Analyst:	Brooke

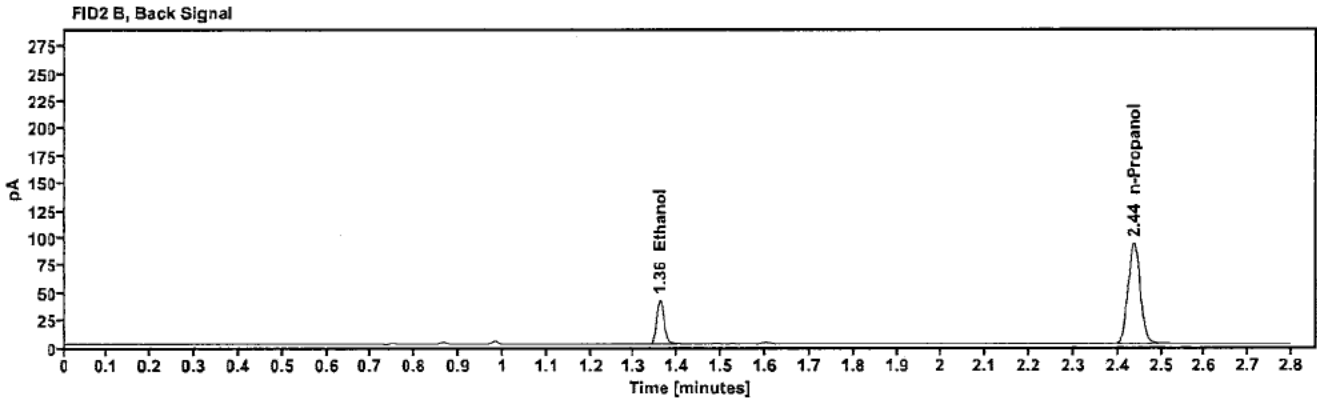
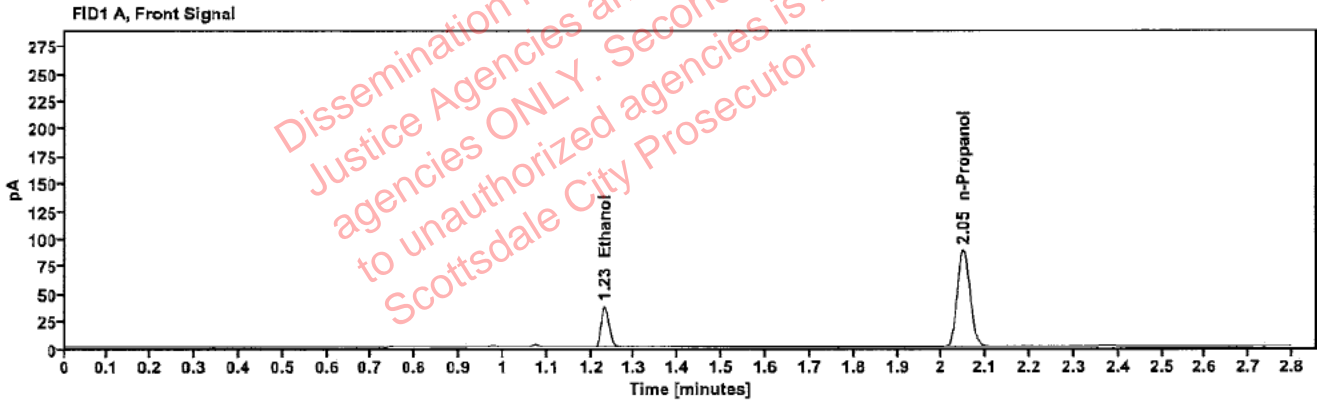


Table 1: FID 1 A (column DB-ALC1)

Compound	Amount (g/100mL)	Time (min)	Peak Area
>Ethanol	0.0706	1.231	47.384
n-Propanol	---	2.049	176.194

Table 2: FID 2 B (column DB-ALC2)

Compound	Time (min)	Peak Area
Ethanol	1.359	49.741
n-Propanol	2.437	182.774

Scottsdale Police Department Crime Lab Volatiles Analysis

Sample:	327-01K.J.	Vial:	17
Description:	[REDACTED]	LIMS ID:	[REDACTED]
Method:	ethanol quant.M	Sequence:	01Aug23
Instrument:	US14173023 CN14160045	Injection date:	8/1/2023 5:10:27 PM
Data file:	C:\Chem32\1\Data\01Aug23\17.D	Analyst:	Brooke

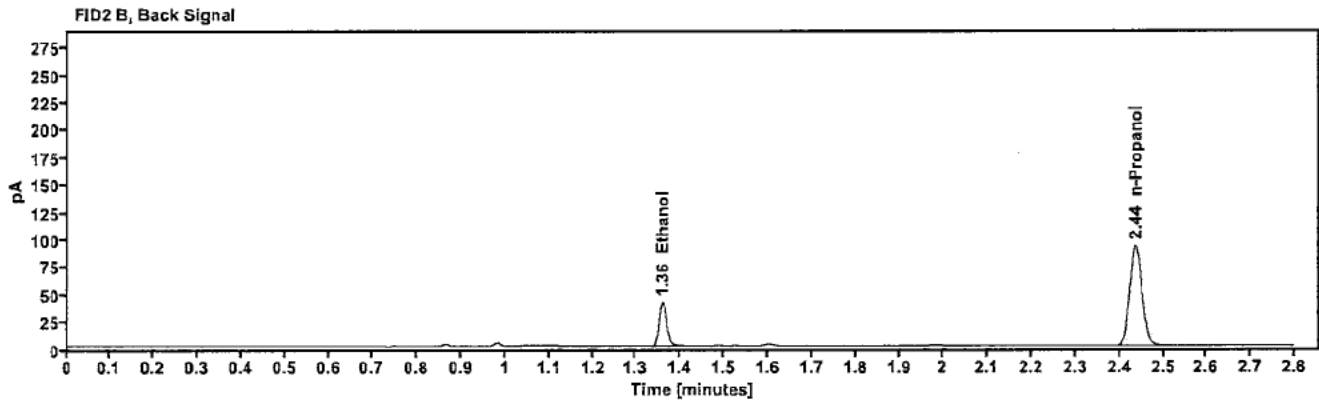
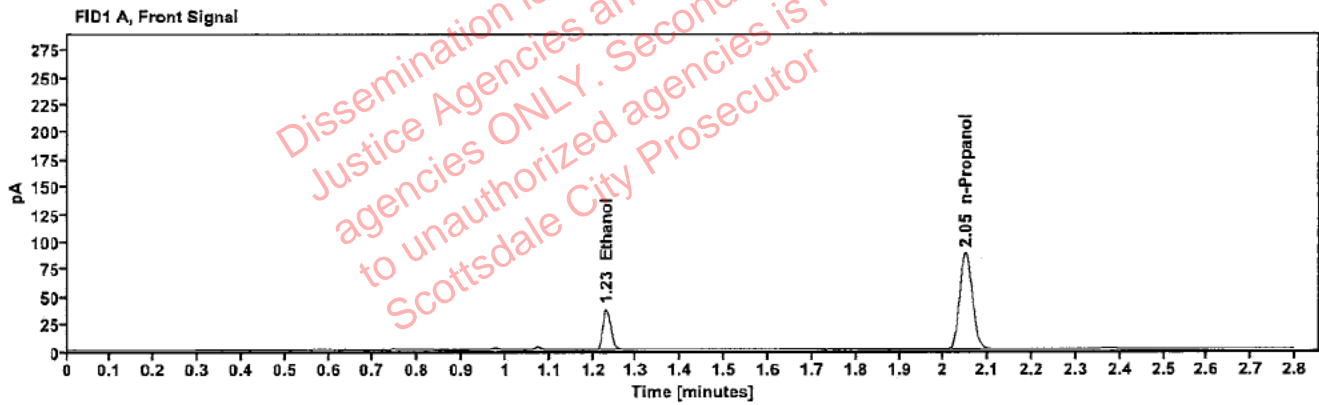


Table 1: FID 1 A (column DB-ALC1)

Compound	Amount (g/100mL)	Time (min)	Peak Area
>Ethanol	0.0700	1.231	47.119
n-Propanol	-----	2.049	176.714

Table 2: FID 2 B (column DB-ALC2)

Compound	Time (min)	Peak Area
Ethanol	1.359	49.128
n-Propanol	2.437	182.464

[REDACTED]: Brooke, Phillip - (02-Aug-2023)

Case: [REDACTED] User: pbrooke 8/2/2023

Scottsdale Police Department Crime Lab Volatiles Analysis

Sample:	176-01P.W.	Vial:	18
Description:	[REDACTED]	LIMS ID:	[REDACTED]
Method:	ethanol quant.M	Sequence:	01Aug23
Instrument:	US14173023 CN14160045	Injection date:	8/1/2023 5:14:27 PM
Data file:	C:\Chem32\1\Data\01Aug23\18.D	Analyst:	Brooke

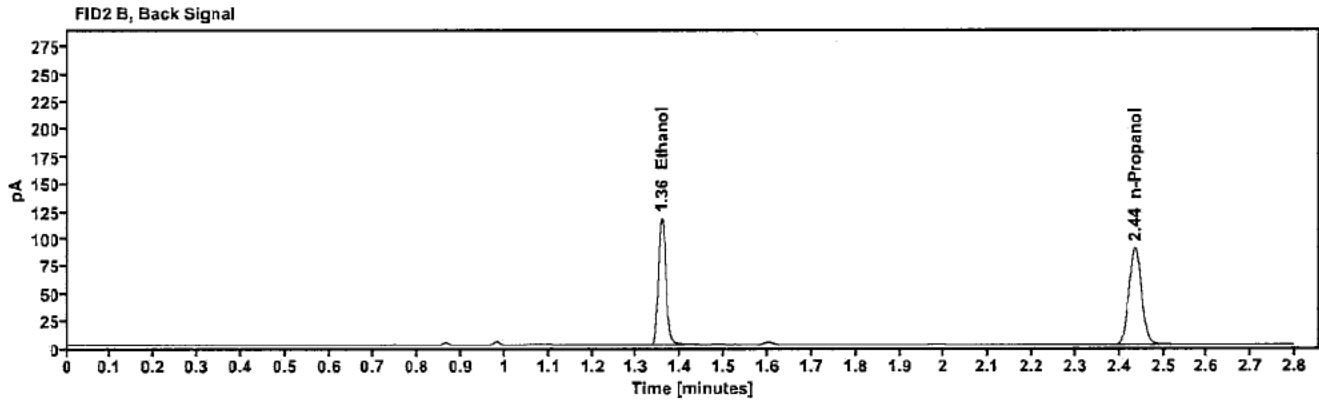
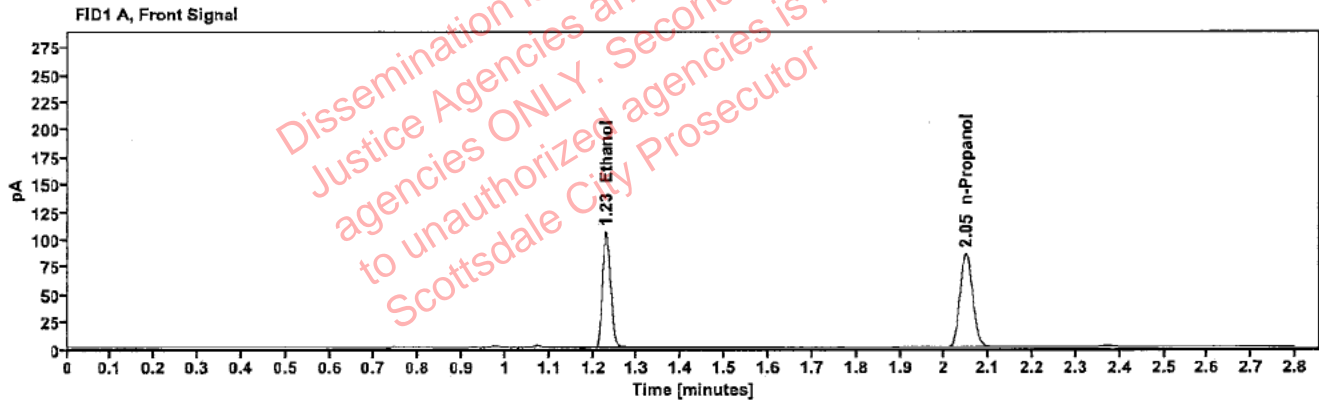


Table 1: FID 1 A (column DB-ALC1)

Compound	Amount (g/100mL)	Time (min)	Peak Area
>Ethanol	0.2032	1.229	134.685
n-Propanol	---	2.049	171.514

Table 2: FID 2 B (column DB-ALC2)

Compound	Time (min)	Peak Area
Ethanol	1.357	140.292
n-Propanol	2.435	176.903

Scottsdale Police Department Crime Lab Volatiles Analysis

Sample:	176-01P.W.	Vial:	19
Description:	[REDACTED]	LIMS ID:	[REDACTED]
Method:	ethanol quant.M	Sequence:	01Aug23
Instrument:	US14173023 CN14160045	Injection date:	8/1/2023 5:18:42 PM
Data file:	C:\Chem32\1\Data\01Aug23\19.D	Analyst:	Brooke

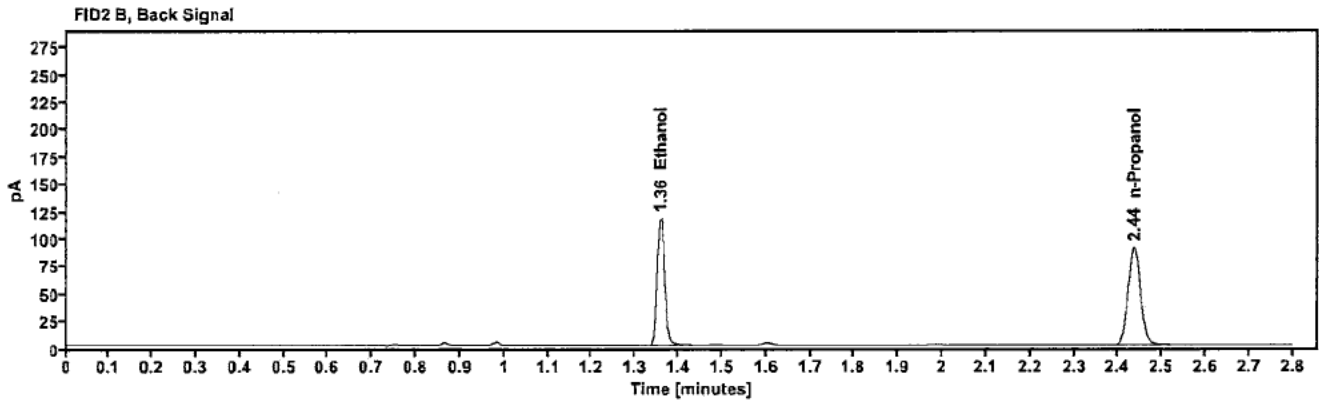
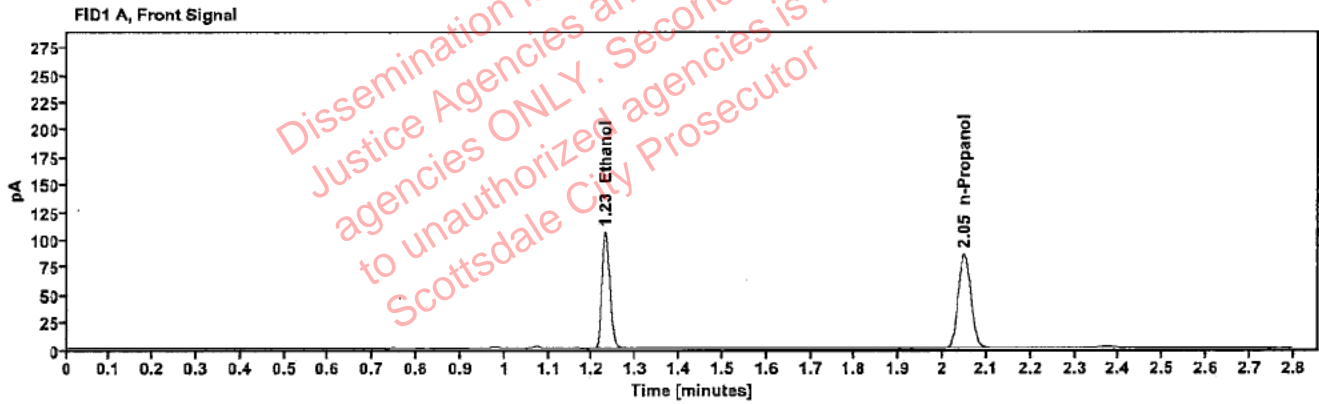


Table 1: FID 1 A (column DB-ALC1)

Compound	Amount (g/100mL)	Time (min)	Peak Area
>Ethanol	0.2031	1.230	134.903
n-Propanol	-----	2.049	171.898

Table 2: FID 2 B (column DB-ALC2)

Compound	Time (min)	Peak Area
Ethanol	1.358	140.882
n-Propanol	2.436	177.372

Scottsdale Police Department Crime Lab Volatiles Analysis

Sample:	409-011.G.	Vial:	21
Description:	[REDACTED]	LIMS ID:	[REDACTED]
Method:	ethanol quant.M	Sequence:	01Aug23
Instrument:	US14173023 CN14160045	Injection date:	8/1/2023 5:26:41 PM
Data file:	C:\Chem32\1\Data\01Aug23\21.D	Analyst:	Brooke

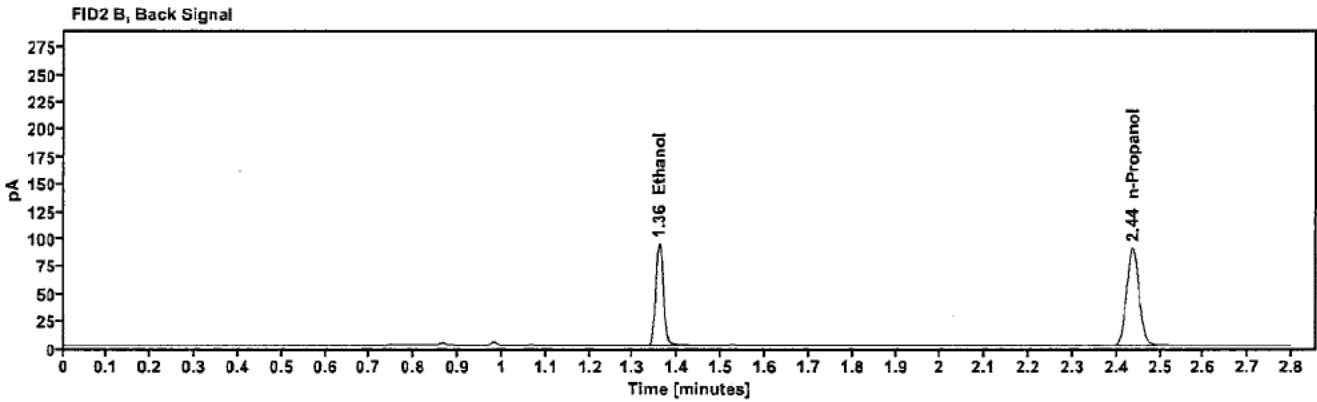
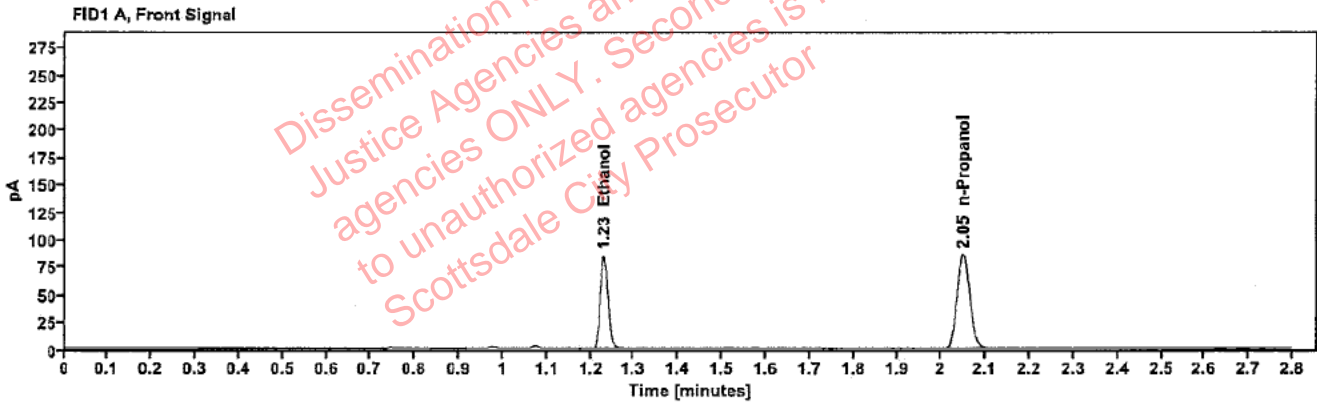


Table 1: FID 1 A (column DB-ALC1)

Compound	Amount (g/100mL)	Time (min)	Peak Area
>Ethanol	0.1643	1.230	108.596
n-Propanol	-----	2.049	171.298

Table 2: FID 2 B (column DB-ALC2)

Compound	Time (min)	Peak Area
Ethanol	1.358	112.621
n-Propanol	2.436	177.328

Scottsdale Police Department Crime Lab Volatiles Analysis

Sample:	409-011.G	Vial:	22
Description:	[REDACTED]	LIMS ID:	[REDACTED]
Method:	ethanol quant.M	Sequence:	01Aug23
Instrument:	US14173023 CN14160045	Injection date:	8/1/2023 5:30:42 PM
Data file:	C:\Chem32\1\Data\01Aug23\22.D	Analyst:	Brooke

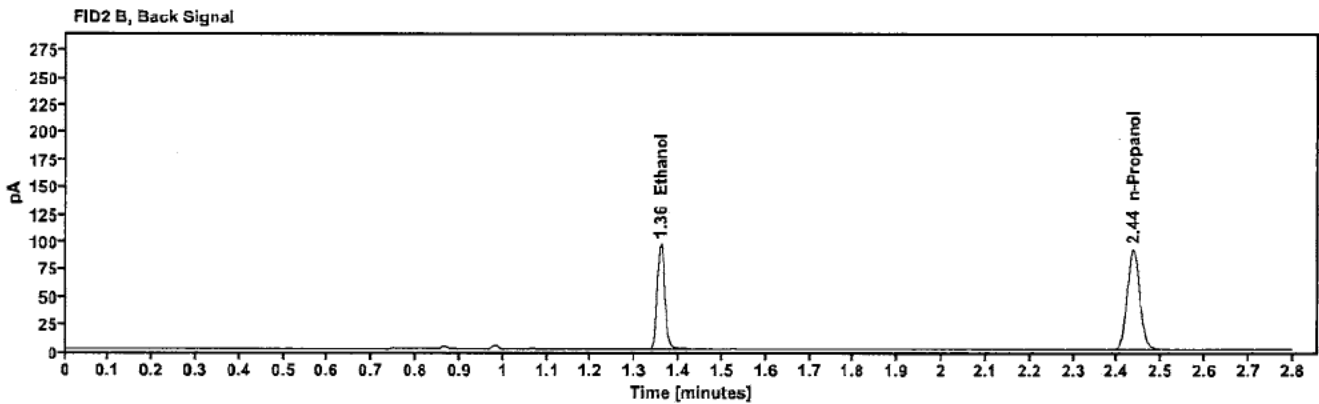
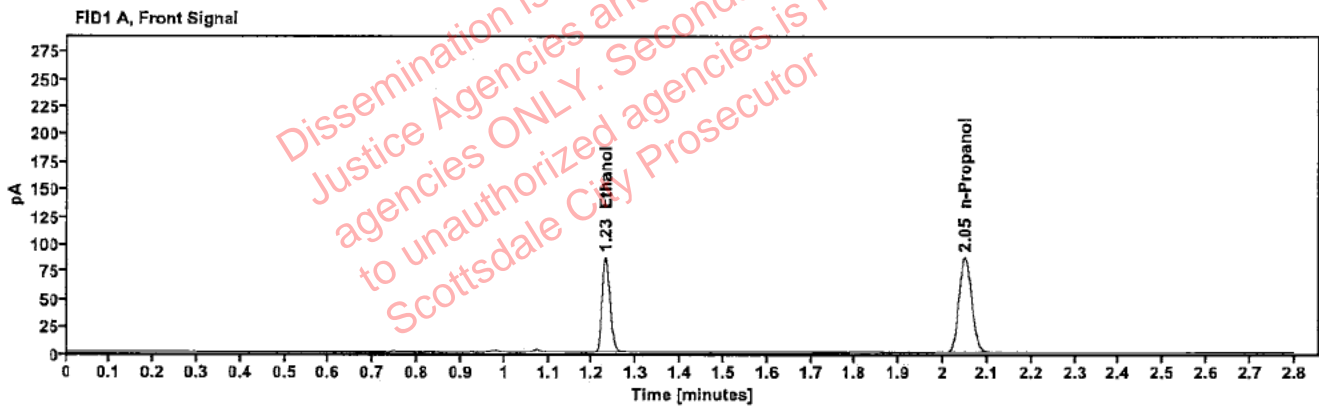


Table 1: FID 1 A (column DB-ALC1)

Compound	Amount (g/100mL)	Time (min)	Peak Area
>Ethanol	0.1646	1.230	110.934
n-Propanol	-----	2.049	174.707

Table 2: FID 2 B (column DB-ALC2)

Compound	Time (min)	Peak Area
Ethanol	1.358	115.068
n-Propanol	2.436	180.780

Scottsdale Police Department Crime Lab Volatiles Analysis

Sample:	334-01M.F.	Vial:	23
Description:	[REDACTED]	LIMS ID:	[REDACTED]
Method:	ethanol quant.M	Sequence:	01Aug23
Instrument:	US14173023 CN14160045	Injection date:	8/1/2023 5:34:41 PM
Data file:	C:\Chem32\1\Data\01Aug23\23.D	Analyst:	Brooke

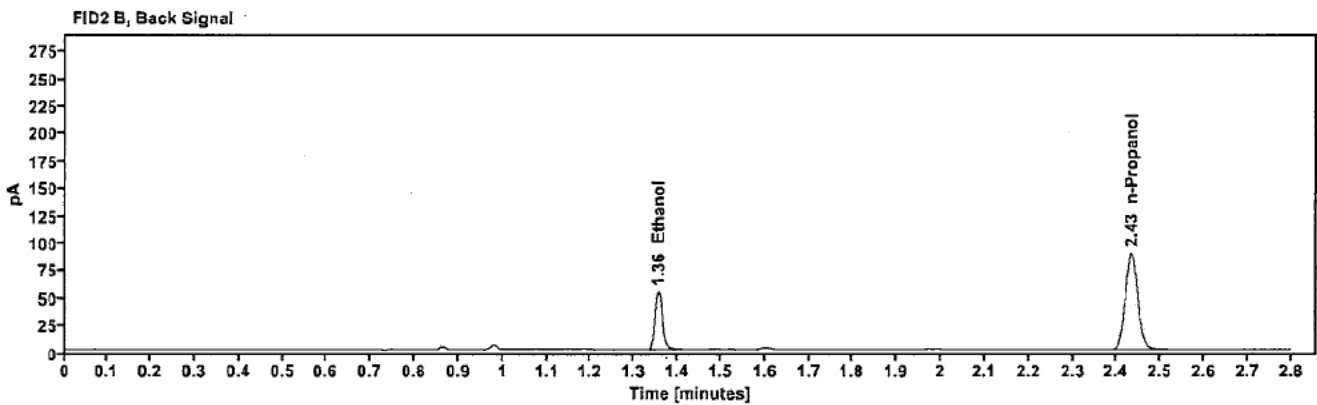
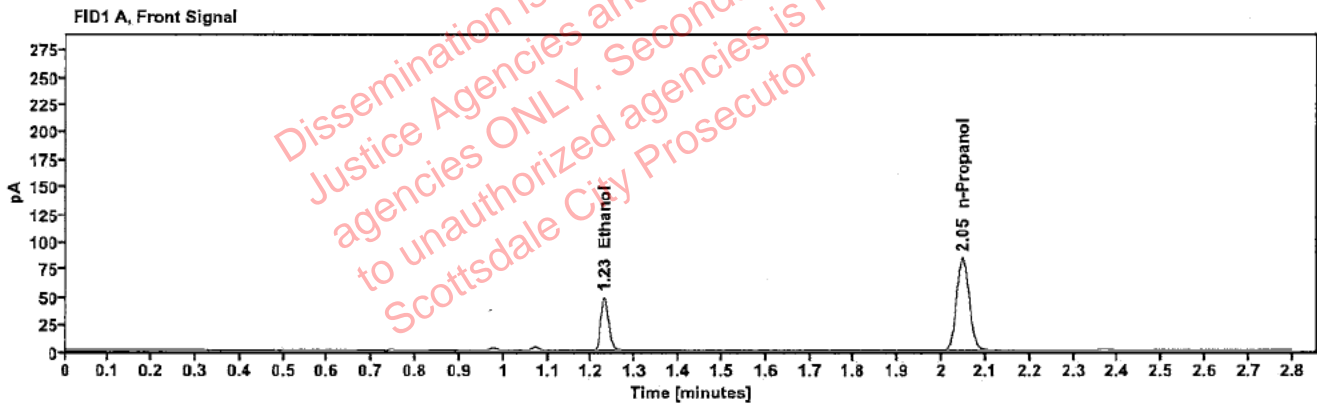


Table 1: FID 1 A (column DB-ALC1)

Compound	Amount (g/100mL)	Time (min)	Peak Area
>Ethanol	0.0946	1.228	61.701
n-Propanol	---	2.047	170.315

Table 2: FID 2 B (column DB-ALC2)

Compound	Time (min)	Peak Area
Ethanol	1.355	64.173
n-Propanol	2.433	175.712

Scottsdale Police Department Crime Lab Volatiles Analysis

Sample:	334-01M.F.	Vial:	24
Description:	[REDACTED]	LIMS ID:	[REDACTED]
Method:	ethanol quant.M	Sequence:	01Aug23
Instrument:	US14173023 CN14160045	Injection date:	8/1/2023 5:38:42 PM
Data file:	C:\Chem32\1\Data\01Aug23\24.D	Analyst:	Brooke

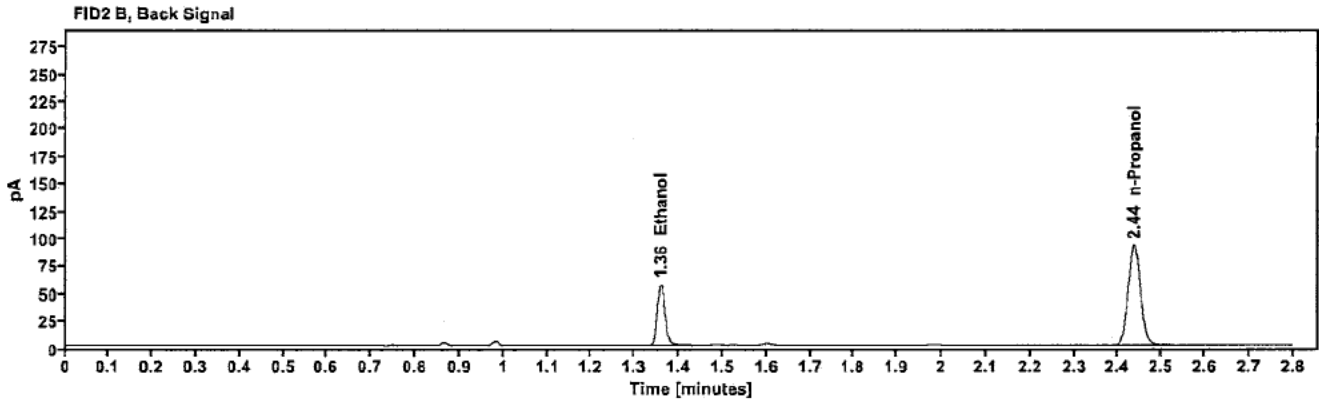
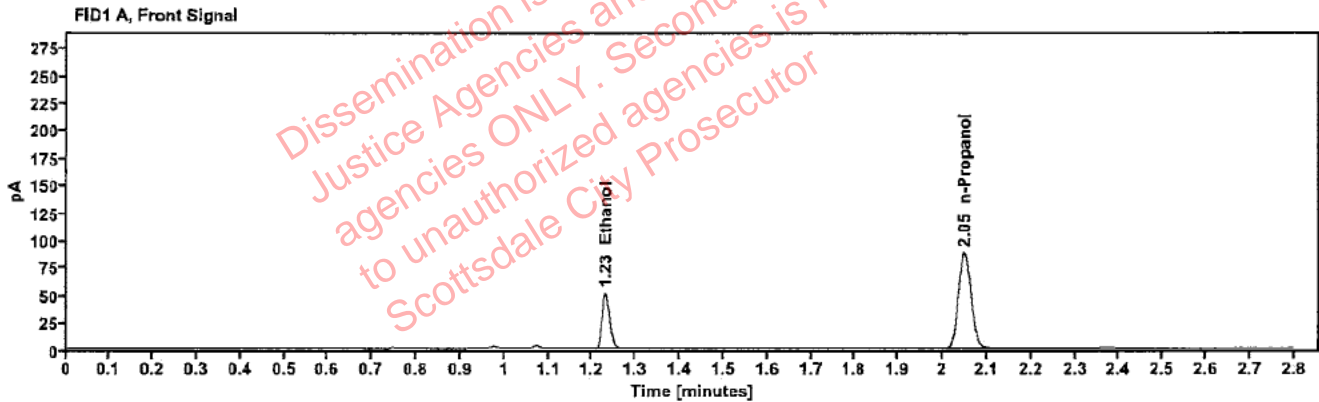


Table 1: FID 1 A (column DB-ALC1)

Compound	Amount (g/100mL)	Time (min)	Peak Area
>Ethanol	0.0965	1.231	65.277
n-Propanol	-----	2.049	176.600

Table 2: FID 2 B (column DB-ALC2)

Compound	Time (min)	Peak Area
Ethanol	1.359	67.993
n-Propanol	2.436	182.222

Scottsdale Police Department Crime Lab Volatiles Analysis

Sample:	414-01T.P.	Vial:	25
Description:	[REDACTED]	LIMS ID:	[REDACTED]
Method:	ethanol quant.M	Sequence:	01Aug23
Instrument:	US14173023 CN14160045	Injection date:	8/1/2023 5:42:56 PM
Data file:	C:\Chem32\1\Data\01Aug23\25.D	Analyst:	Brooke

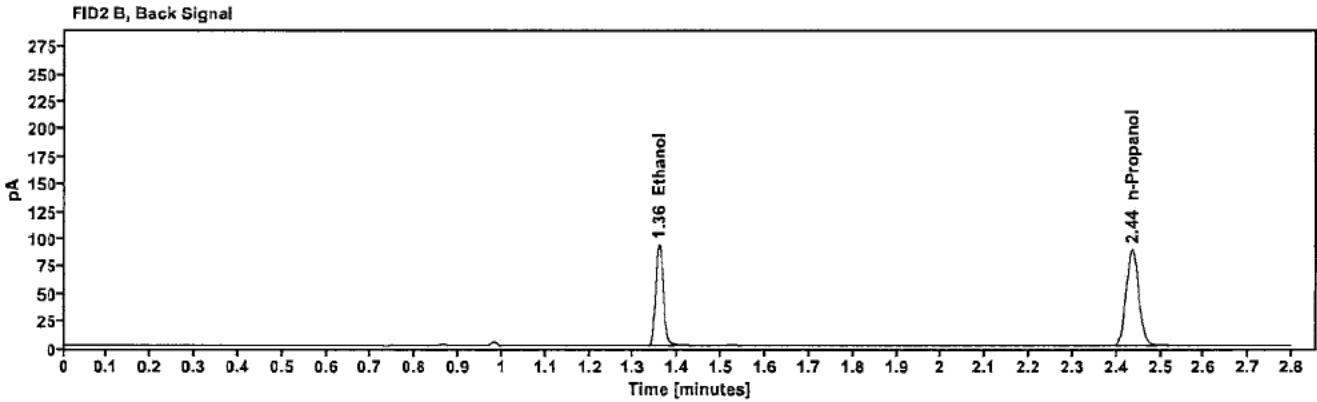
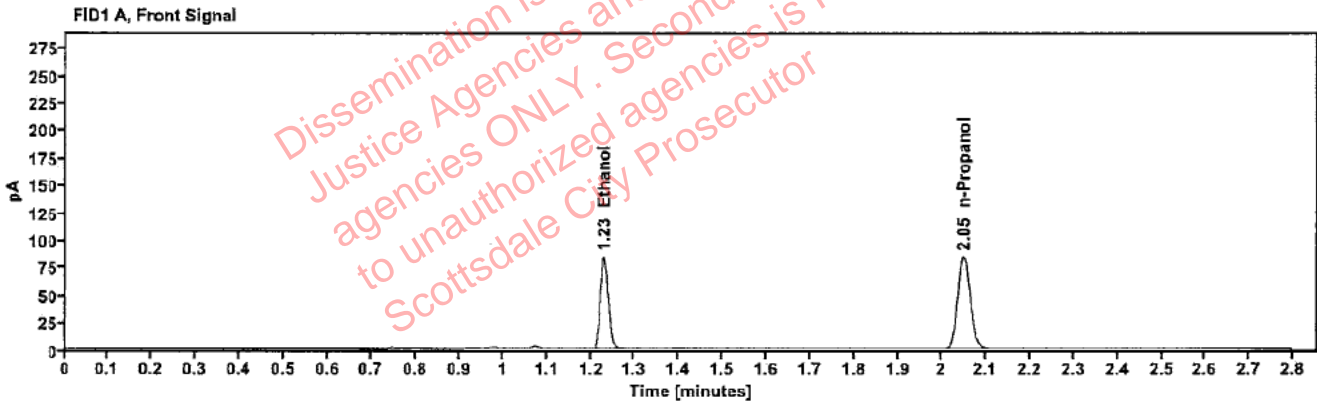


Table 1: FID 1 A (column DB-ALC1)

Compound	Amount (g/100mL)	Time (min)	Peak Area
>Ethanol	0.1646	1.229	107.296
n-Propanol	---	2.049	168.973

Table 2: FID 2 B (column DB-ALC2)

Compound	Time (min)	Peak Area
Ethanol	1.357	111.456
n-Propanol	2.436	174.872

Scottsdale Police Department Crime Lab Volatiles Analysis

Sample:	414-01T.P	Vial:	26
Description:	[REDACTED]	LIMS ID:	[REDACTED]
Method:	ethanol quant.M	Sequence:	01Aug23
Instrument:	US14173023 CN14160045	Injection date:	8/1/2023 5:46:57 PM
Data file:	C:\Chem32\1\Data\01Aug23\26.D	Analyst:	Brooke

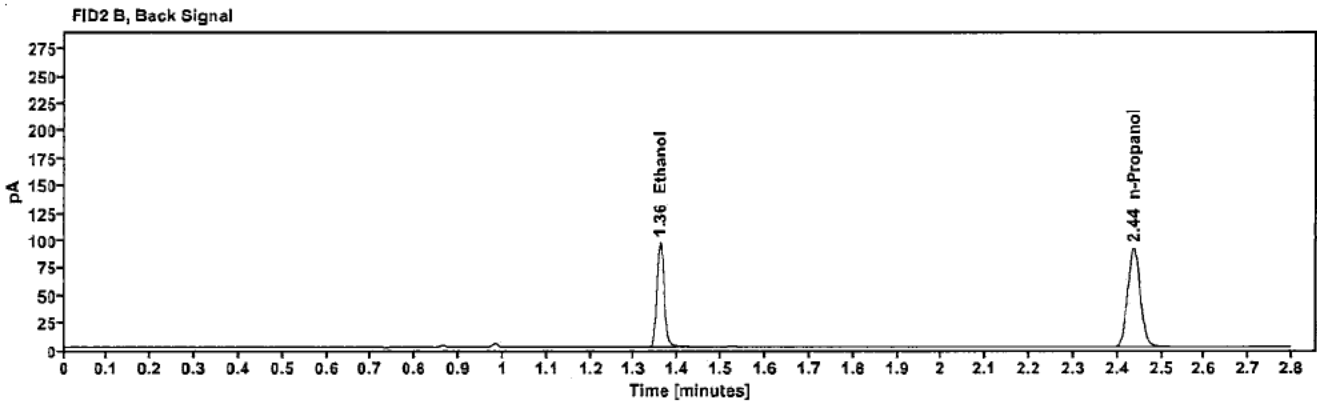
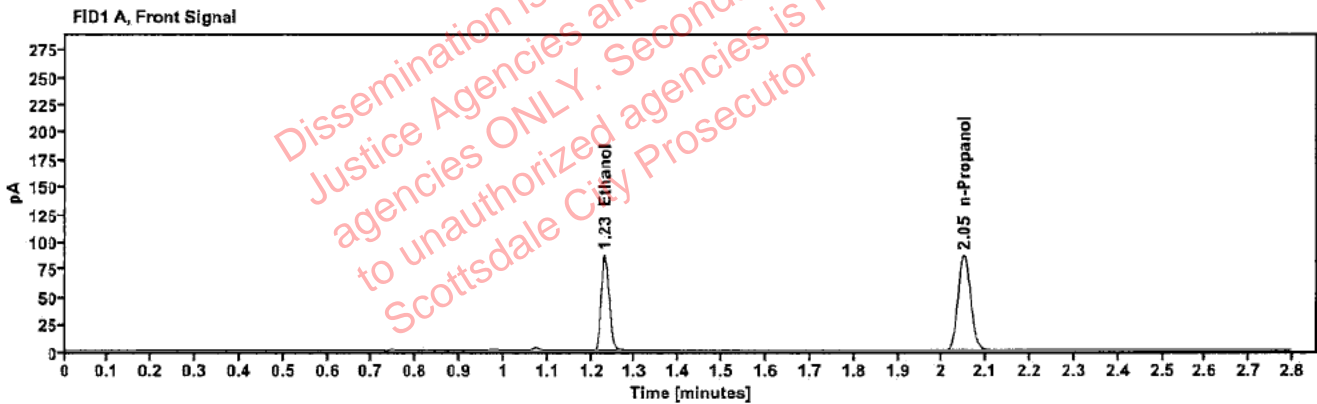


Table 1: FID 1 A (column DB-ALC1)

Compound	Amount (g/100mL)	Time (min)	Peak Area
>Ethanol	0.1657	1.230	111.041
n-Propanol	---	2.050	173.696

Table 2: FID 2 B (column DB-ALC2)

Compound	Time (min)	Peak Area
Ethanol	1.359	115.240
n-Propanol	2.437	179.480

Scottsdale Police Department Crime Lab Volatiles Analysis

Sample:	318-02D.F.	Vial:	27
Description:	[REDACTED]	LIMS ID:	[REDACTED]
Method:	ethanol quant.M	Sequence:	01Aug23
Instrument:	US14173023 CN14160045	Injection date:	8/1/2023 5:50:57 PM
Data file:	C:\Chem32\1\Data\01Aug23\27.D	Analyst:	Brooke

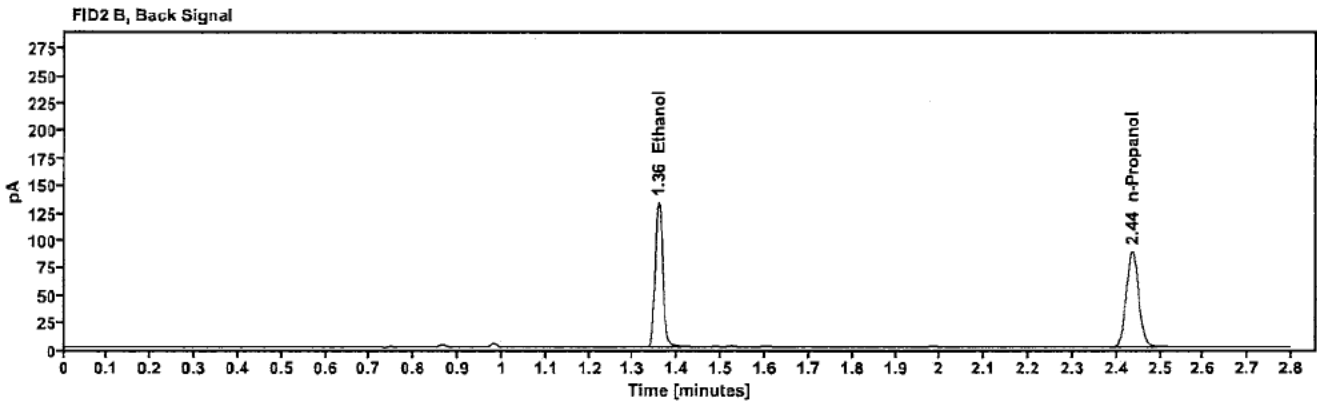
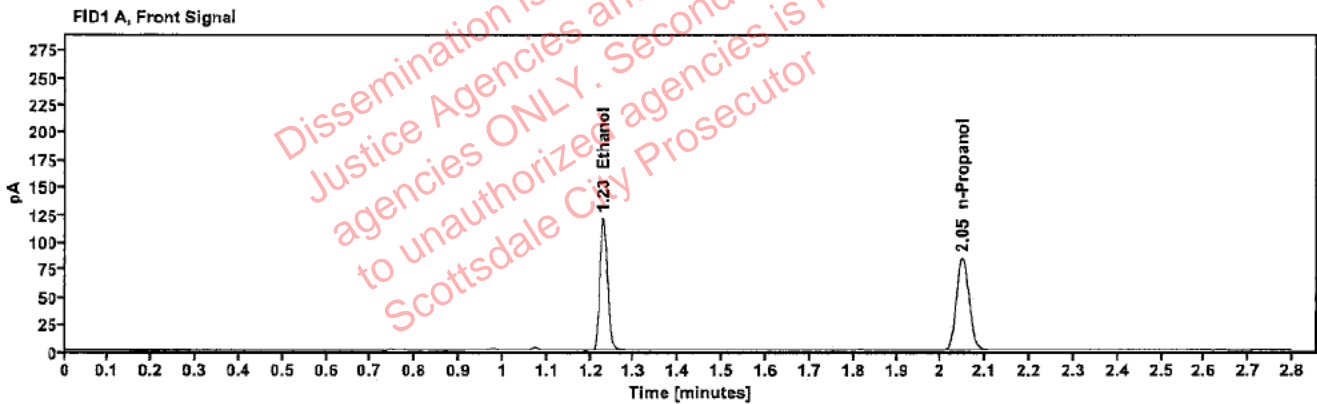


Table 1: FID 1 A (column DB-ALC1)

Compound	Amount (g/100mL)	Time (min)	Peak Area
>Ethanol	0.2351	1.229	153.648
n-Propanol	---	2.049	168.938

Table 2: FID 2 B (column DB-ALC2)

Compound	Time (min)	Peak Area
Ethanol	1.357	159.776
n-Propanol	2.435	174.845

Scottsdale Police Department Crime Lab Volatiles Analysis

Sample:	318-02D.F.	Vial:	28
Description:	[REDACTED]	LIMS ID:	[REDACTED]
Method:	ethanol quant.M	Sequence:	01Aug23
Instrument:	US14173023 CN14160045	Injection date:	8/1/2023 5:54:56 PM
Data file:	C:\Chem32\1\Data\01Aug23\28.D	Analyst:	Brooke

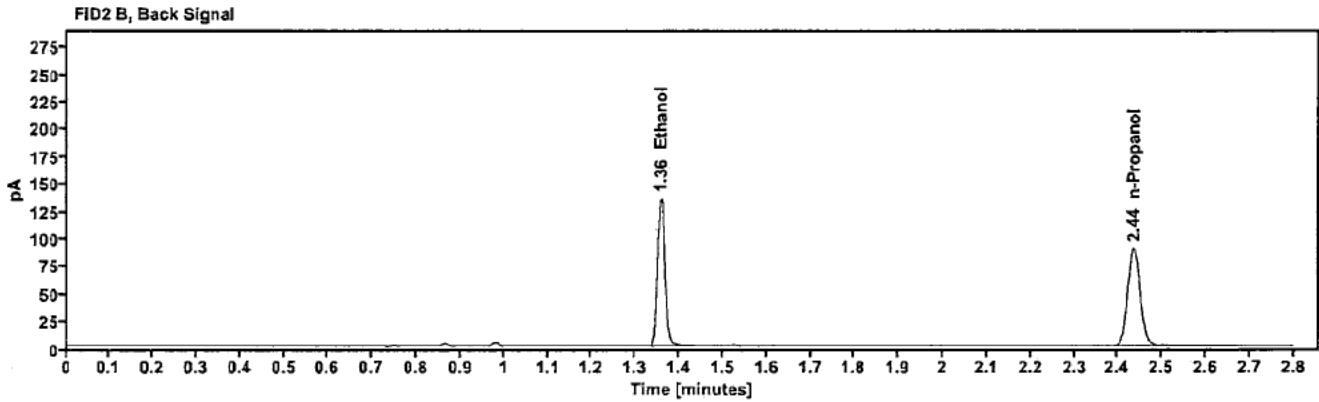
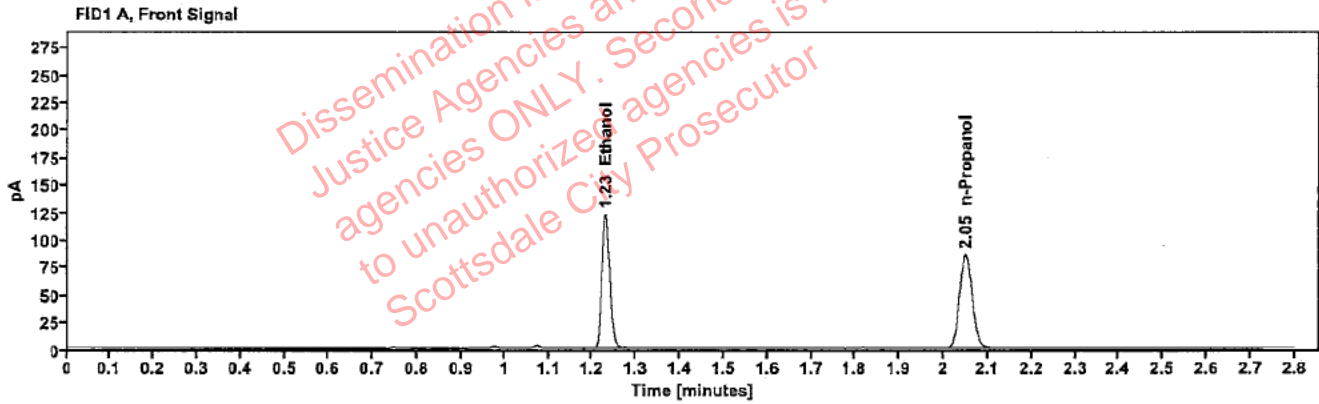


Table 1: FID 1 A (column DB-ALC1)

Compound	Amount (g/100mL)	Time (min)	Peak Area
>Ethanol	0.2360	1.229	156.535
n-Propanol	---	2.049	171.453

Table 2: FID 2 B (column DB-ALC2)

Compound	Time (min)	Peak Area
Ethanol	1.358	162.984
n-Propanol	2.436	177.434

Scottsdale Police Department Crime Lab Volatiles Analysis

Sample:	2314444-1	Vial:	29
Description:	[REDACTED]	LIMS ID:	[REDACTED]
Method:	ethanol quant.M	Sequence:	01Aug23
Instrument:	US14173023 CN14160045	Injection date:	8/1/2023 5:58:58 PM
Data file:	C:\Chem32\1\Data\01Aug23\29.D	Analyst:	Brooke

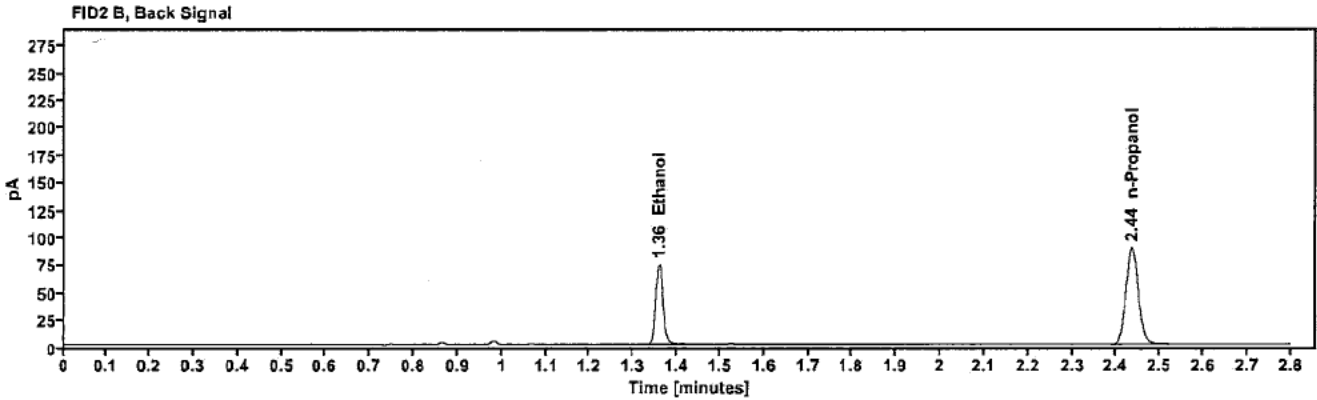
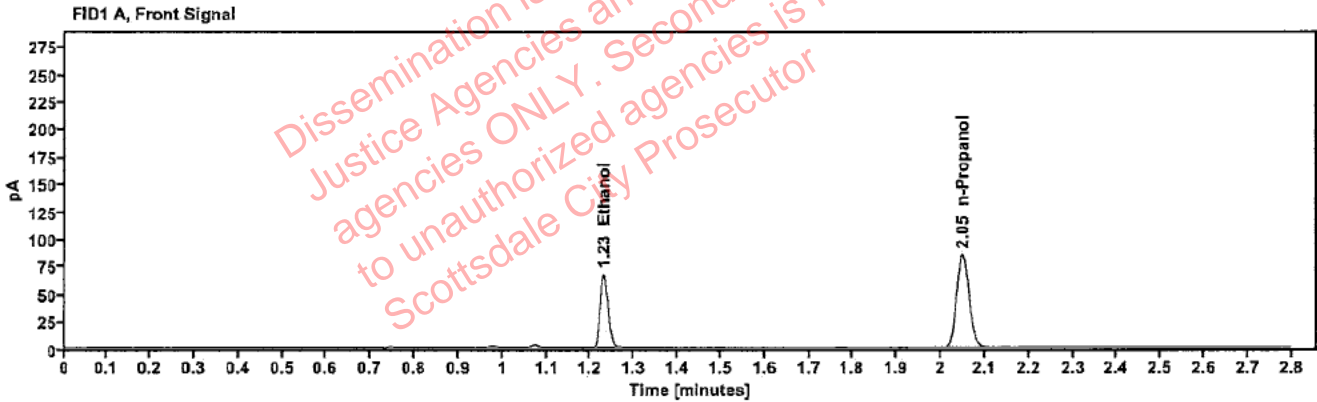


Table 1: FID 1 A (column DB-ALC1)

Compound	Amount (g/100mL)	Time (min)	Peak Area
>Ethanol	0.1312	1.230	85.997
n-Propanol	-----	2.049	170.392

Table 2: FID 2 B (column DB-ALC2)

Compound	Time (min)	Peak Area
Ethanol	1.358	89.036
n-Propanol	2.436	175.969

Scottsdale Police Department Crime Lab Volatiles Analysis

Sample:	2314444-1	Vial:	30
Description:	[REDACTED]	LIMS ID:	[REDACTED]
Method:	ethanol quant.M	Sequence:	01Aug23
Instrument:	US14173023 CN14160045	Injection date:	8/1/2023 6:02:58 PM
Data file:	C:\Chem32\1\Data\01Aug23\30.D	Analyst:	Brooke

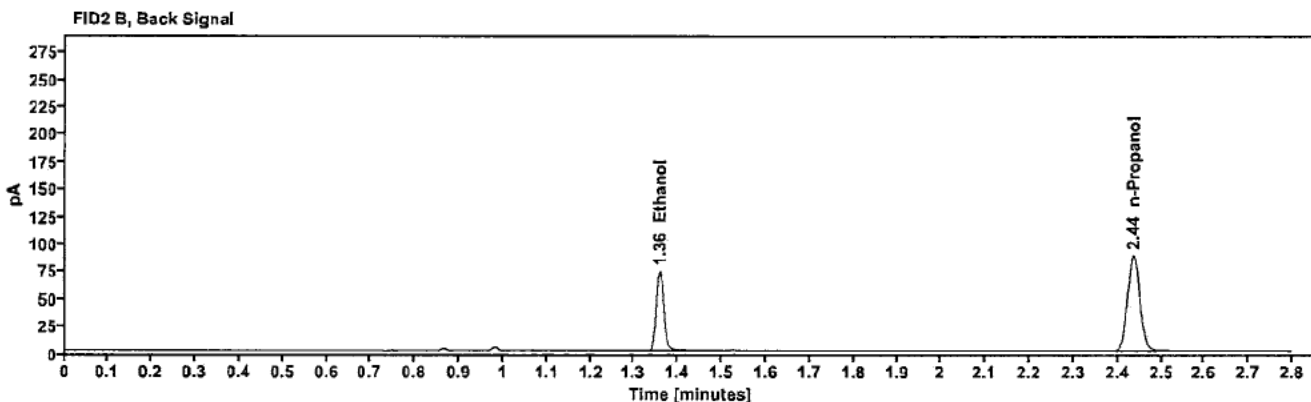
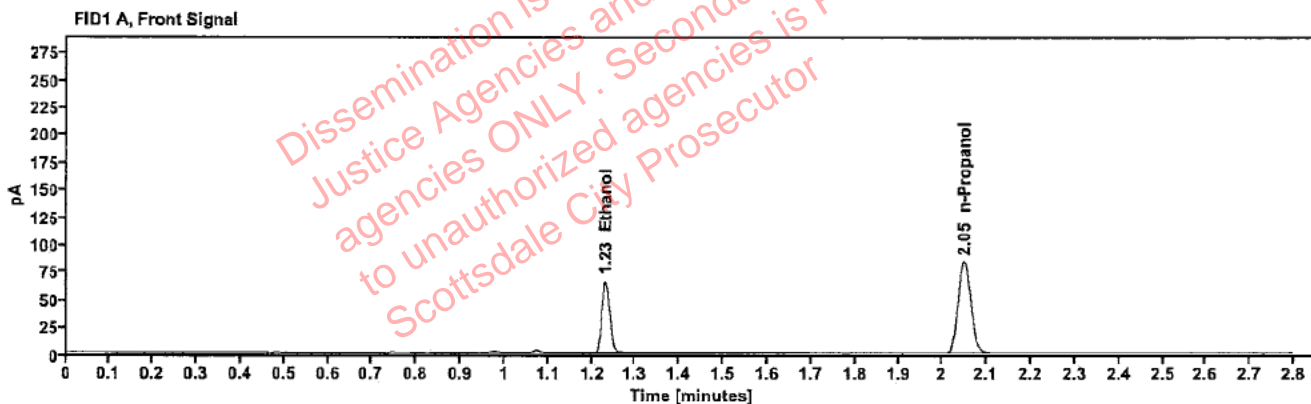


Table 1: FID 1 A (column DB-ALC1)

Compound	Amount (g/100mL)	Time (min)	Peak Area
>Ethanol	0.1312	1.230	85.003
n-Propanol	---	2.049	168.329

Table 2: FID 2 B (column DB-ALC2)

Compound	Time (min)	Peak Area
Ethanol	1.358	88.213
n-Propanol	2.436	173.813

Scottsdale Police Department Crime Lab Volatiles Analysis

Sample:	2315095-1	Vial:	32
Description:	[REDACTED]	LIMS ID:	[REDACTED]
Method:	ethanol quant.M	Sequence:	01Aug23
Instrument:	US14173023 CN14160045	Injection date:	8/1/2023 6:11:12 PM
Data file:	C:\Chem32\1\Data\01Aug23\32.D	Analyst:	Brooke

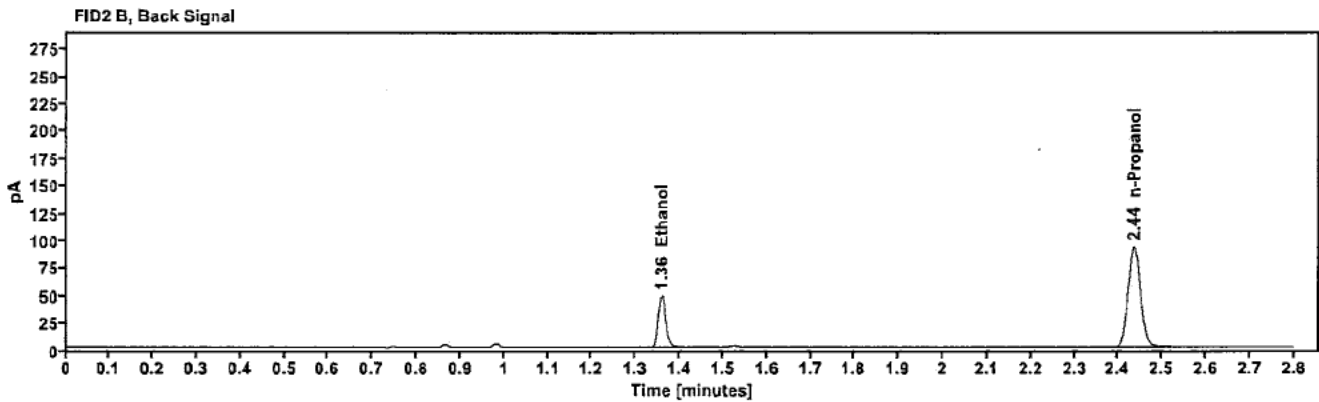
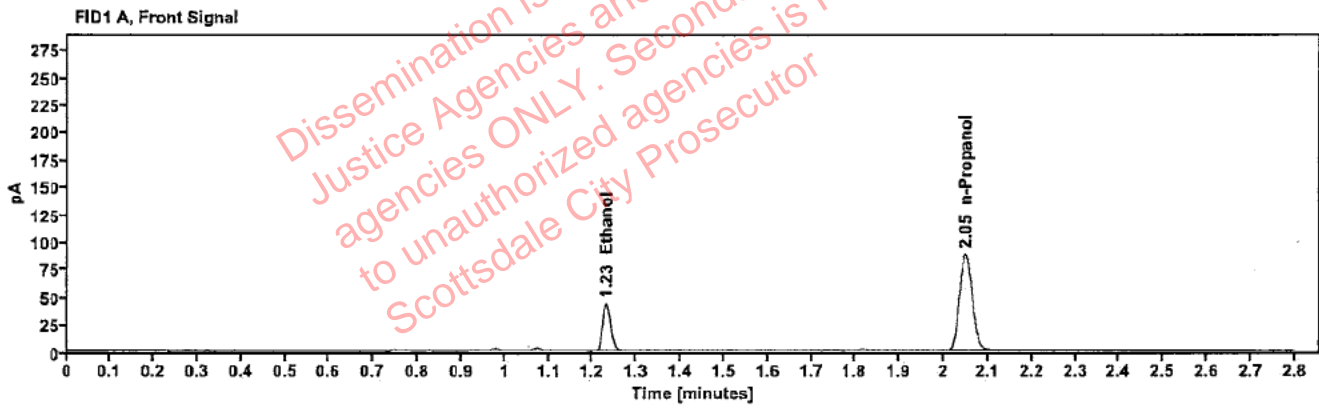


Table 1: FID 1 A (column DB-ALC1)

Compound	Amount (g/100mL)	Time (min)	Peak Area
>Ethanol	0.0822	1.231	55.503
n-Propanol	-----	2.049	176.671

Table 2: FID 2 B (column DB-ALC2)

Compound	Time (min)	Peak Area
Ethanol	1.359	57.354
n-Propanol	2.436	182.618

Scottsdale Police Department Crime Lab Volatiles Analysis

Sample:	2315095-1	Vial:	33
Description:	[REDACTED]	LIMS ID:	[REDACTED]
Method:	ethanol quant.M	Sequence:	01Aug23
Instrument:	US14173023 CN14160045	Injection date:	8/1/2023 6:15:11 PM
Data file:	C:\Chem32\1\Data\01Aug23\33.D	Analyst:	Brooke

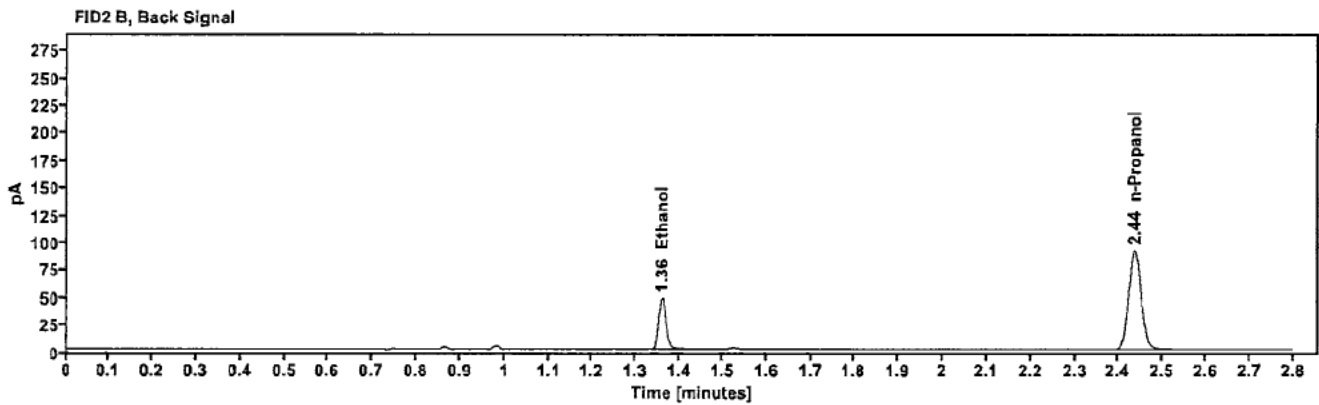
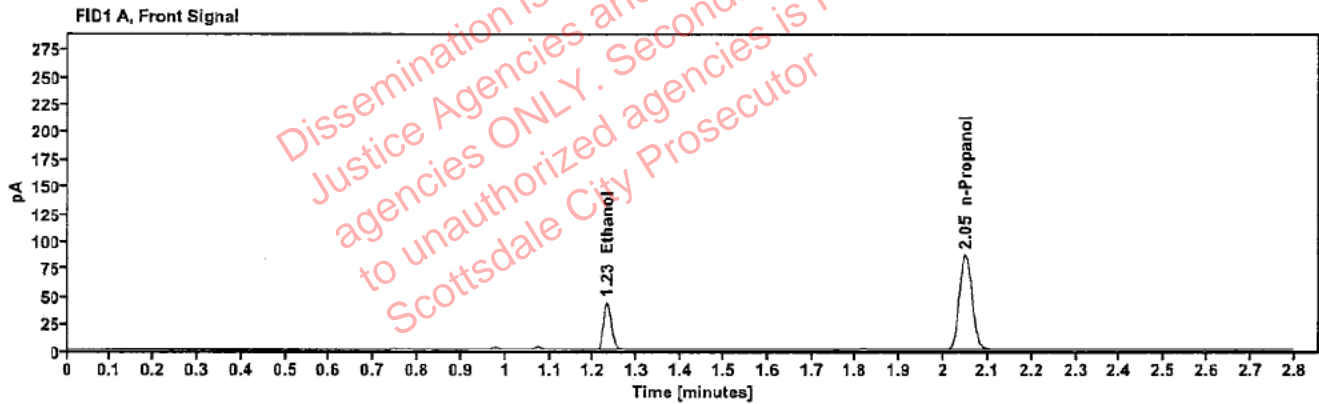


Table 1: FID 1 A (column DB-ALC1)

Compound	Amount (g/100mL)	Time (min)	Peak Area
>Ethanol	0.0832	1.231	55.383
n-Propanol	-----	2.049	174.279

Table 2: FID 2 B (column DB-ALC2)

Compound	Time (min)	Peak Area
Ethanol	1.359	57.229
n-Propanol	2.436	180.147

Scottsdale Police Department Crime Lab Volatiles Analysis

Sample:	2315108-2	Vial:	34
Description:	[REDACTED]	LIMS ID:	[REDACTED]
Method:	ethanol quant.M	Sequence:	01Aug23
Instrument:	US14173023 CN14160045	Injection date:	8/1/2023 6:19:12 PM
Data file:	C:\Chem32\1\Data\01Aug23\34.D	Analyst:	Brooke

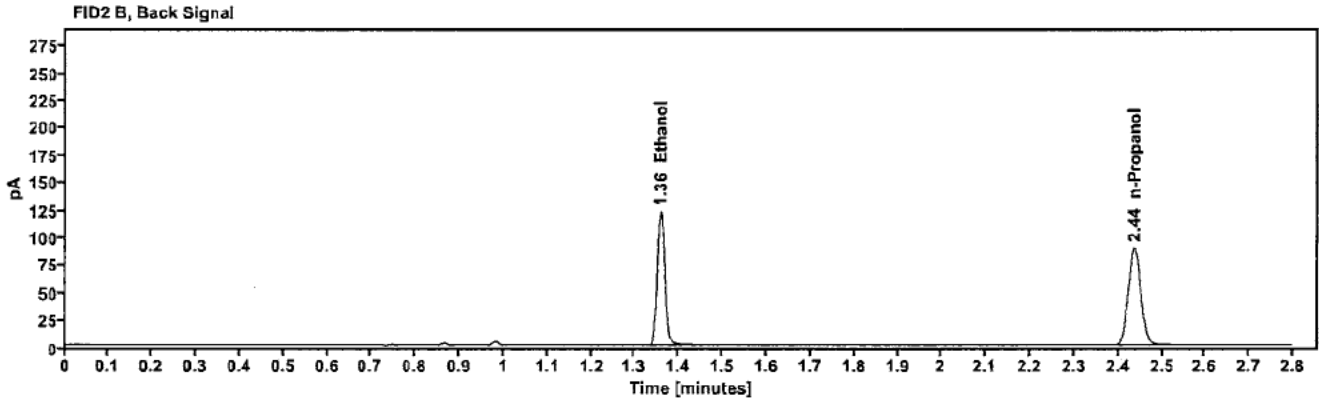
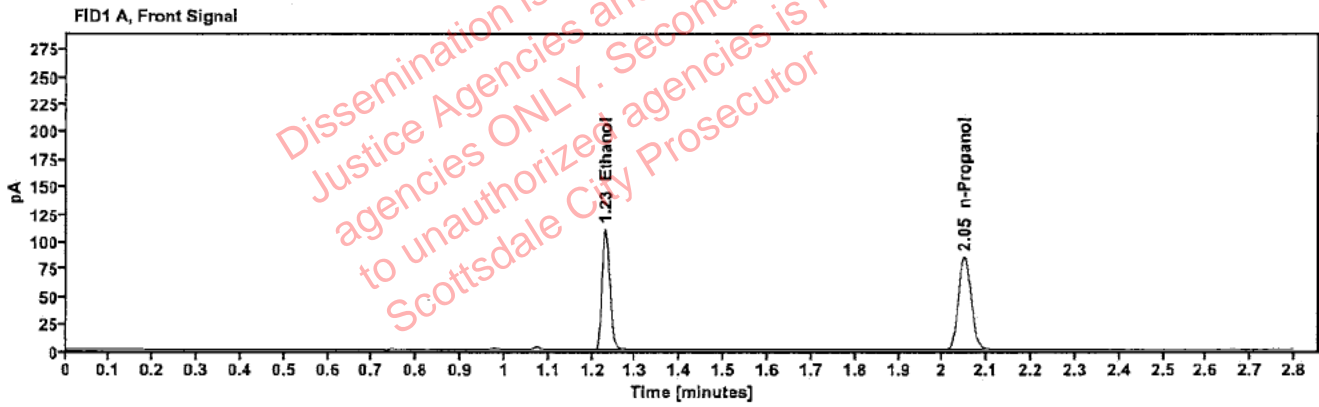


Table 1: FID 1 A (column DB-ALC1)

Compound	Amount (g/100mL)	Time (min)	Peak Area
>Ethanol	0.2136	1.230	140.872
n-Propanol	---	2.050	170.612

Table 2: FID 2 B (column DB-ALC2)

Compound	Time (min)	Peak Area
Ethanol	1.359	146.303
n-Propanol	2.437	176.161

Scottsdale Police Department Crime Lab Volatiles Analysis

Sample:	2315108-2	Vial:	35
Description:	[REDACTED]	LIMS ID:	[REDACTED]
Method:	ethanol quant.M	Sequence:	01Aug23
Instrument:	US14173023 CN14160045	Injection date:	8/1/2023 6:23:12 PM
Data file:	C:\Chem32\1\Data\01Aug23\35.D	Analyst:	Brooke

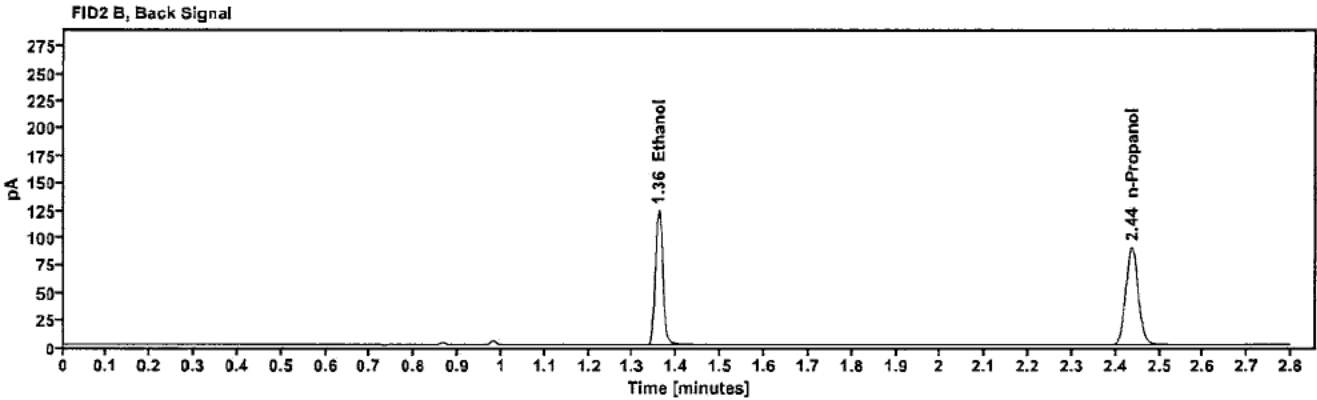
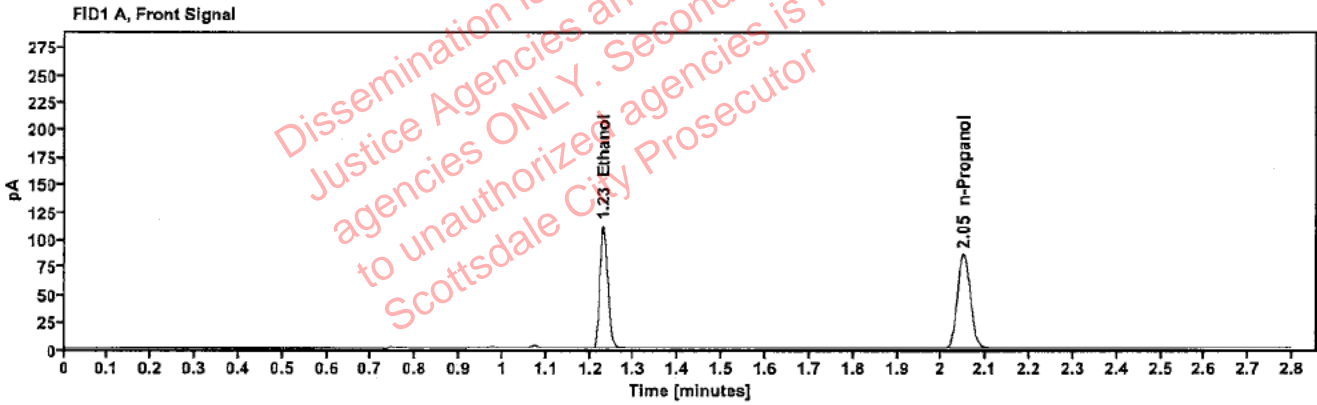


Table 1: FID 1 A (column DB-ALC1)

Compound	Amount (g/100mL)	Time (min)	Peak Area
>Ethanol	0.2149	1.230	142.754
n-Propanol	-----	2.050	171.785

Table 2: FID 2 B (column DB-ALC2)

Compound	Time (min)	Peak Area
Ethanol	1.359	148.326
n-Propanol	2.437	177.360

Scottsdale Police Department Crime Lab Volatiles Analysis

Sample:	2315185-1	Vial:	36
Description:	[REDACTED]	LIMS ID:	[REDACTED]
Method:	ethanol quant.M	Sequence:	01Aug23
Instrument:	US14173023 CN14160045	Injection date:	8/1/2023 6:27:13 PM
Data file:	C:\Chem32\1\Data\01Aug23\36.D	Analyst:	Brooke

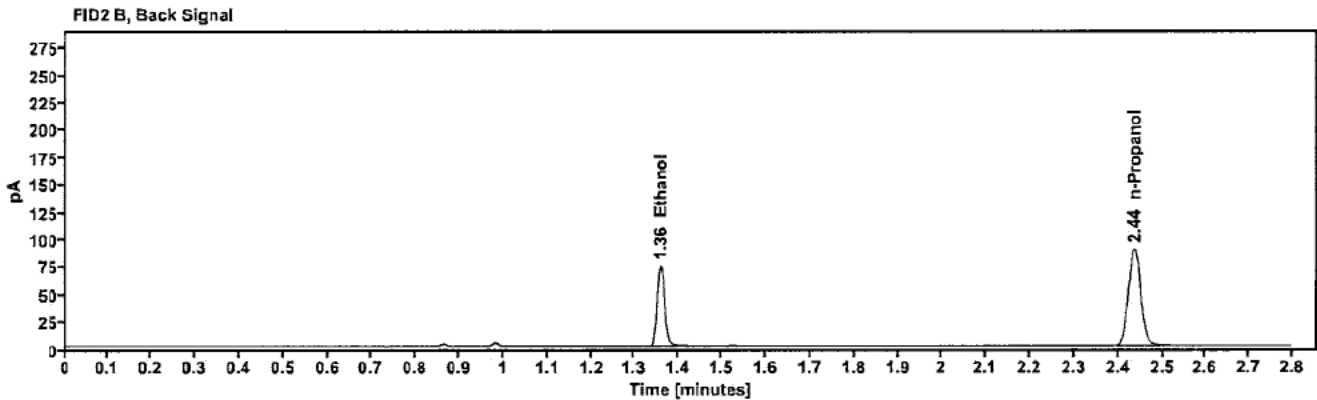
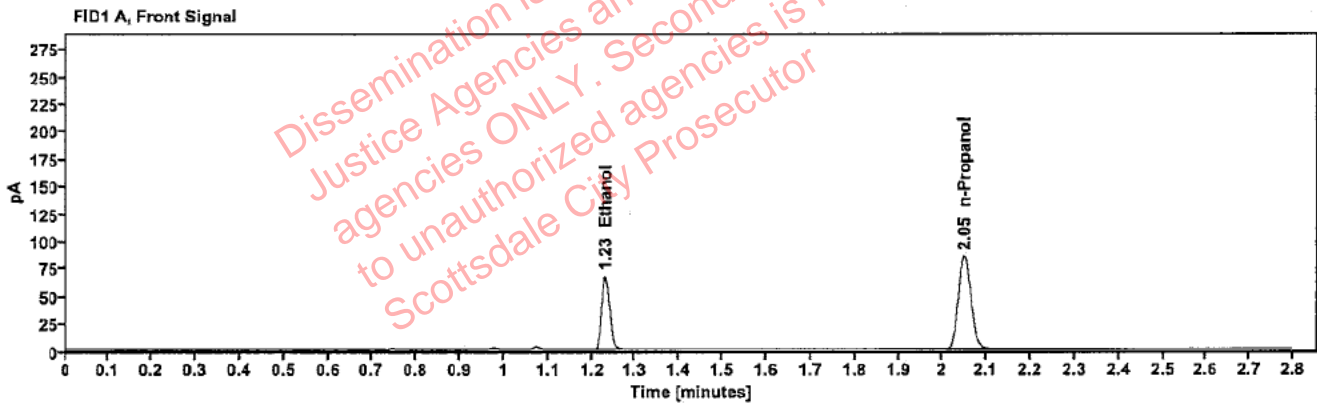


Table 1: FID 1 A (column DB-ALC1)

Compound	Amount (g/100mL)	Time (min)	Peak Area
>Ethanol	0.1307	1.230	85.781
n-Propanol	-----	2.049	170.556

Table 2: FID 2 B (column DB-ALC2)

Compound	Time (min)	Peak Area
Ethanol	1.359	89.046
n-Propanol	2.436	176.319

Scottsdale Police Department Crime Lab Volatiles Analysis

Sample:	2315185-1	Vial:	37
Description:	[REDACTED]	LIMS ID:	[REDACTED]
Method:	ethanol quant.M	Sequence:	01Aug23
Instrument:	US14173023 CN14160045	Injection date:	8/1/2023 6:31:26 PM
Data file:	C:\Chem32\1\Data\01Aug23\37.D	Analyst:	Brooke

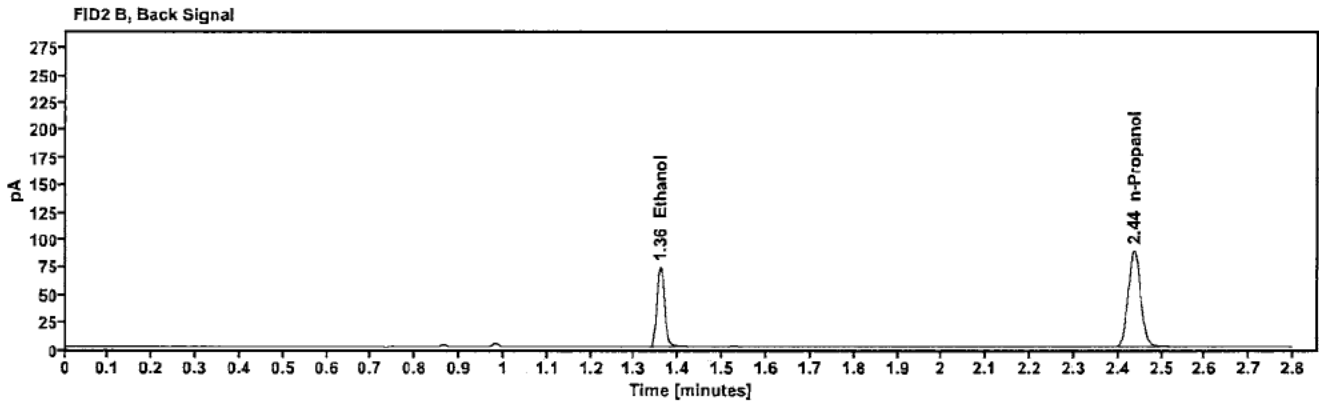
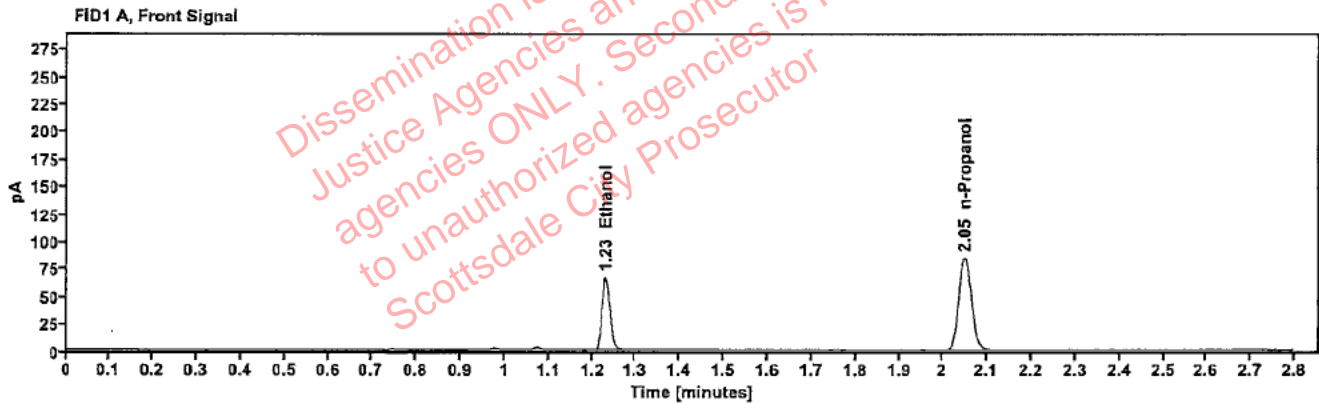


Table 1: FID 1 A (column DB-ALC1)

Compound	Amount (g/100mL)	Time (min)	Peak Area
>Ethanol	0.1303	1.230	84.957
n-Propanol	—	2.049	169.480

Table 2: FID 2 B (column DB-ALC2)

Compound	Time (min)	Peak Area
Ethanol	1.359	88.162
n-Propanol	2.437	175.049

Scottsdale Police Department Crime Lab Volatiles Analysis

Sample:	2315245-2	Vial:	38
Description:	[REDACTED]	LIMS ID:	[REDACTED]
Method:	ethanol quant.M	Sequence:	01Aug23
Instrument:	US14173023 CN14160045	Injection date:	8/1/2023 6:35:27 PM
Data file:	C:\Chem32\1\Data\01Aug23\38.D	Analyst:	Brooke

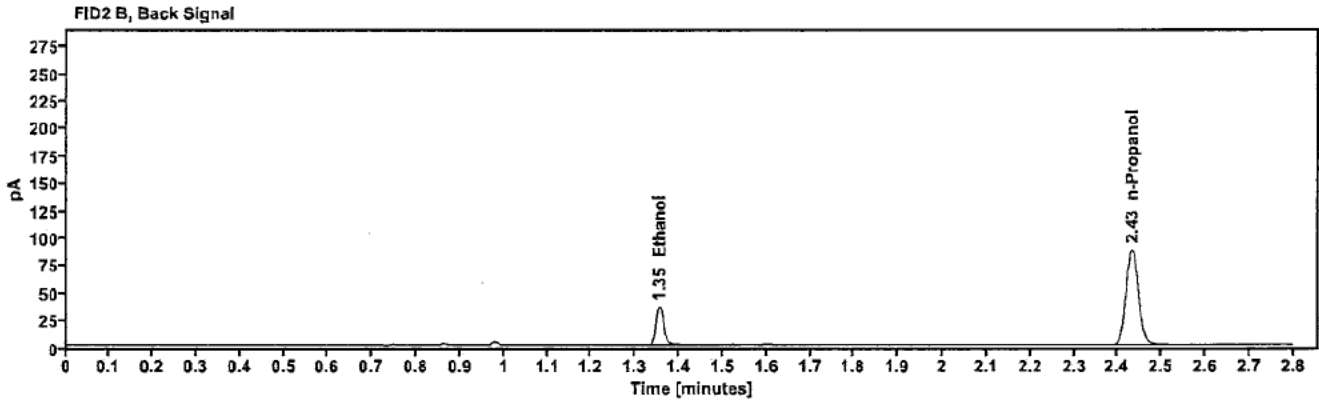
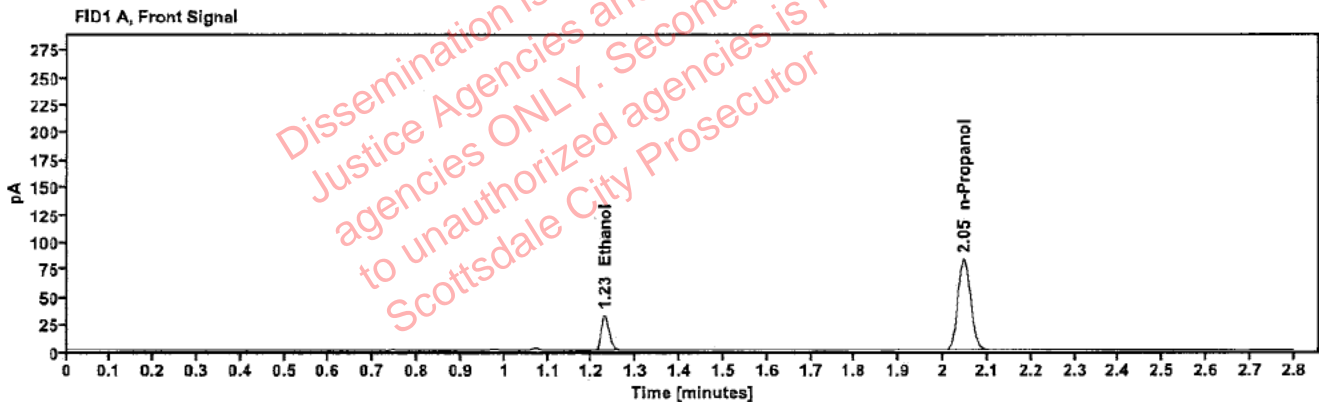


Table 1: FID 1 A (column DB-ALC1)

Compound	Amount (g/100mL)	Time (min)	Peak Area
>Ethanol	0.0648	1.228	41.203
n-Propanol	-----	2.047	167.400

Table 2: FID 2 B (column DB-ALC2)

Compound	Time (min)	Peak Area
Ethanol	1.355	42.765
n-Propanol	2.433	173.533

Scottsdale Police Department Crime Lab Volatiles Analysis

Sample:	2315245-2	Vial:	39
Description:	[redacted]	LIMS ID:	[redacted]
Method:	ethanol quant.M	Sequence:	01Aug23
Instrument:	US14173023 CN14160045	Injection date:	8/1/2023 6:39:27 PM
Data file:	C:\Chem32\1\Data\01Aug23\39.D	Analyst:	Brooke

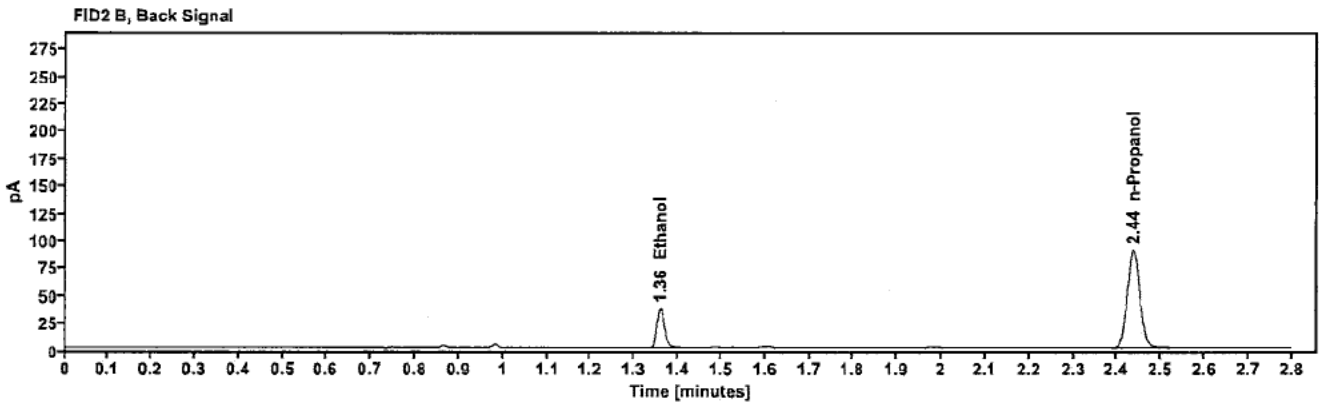
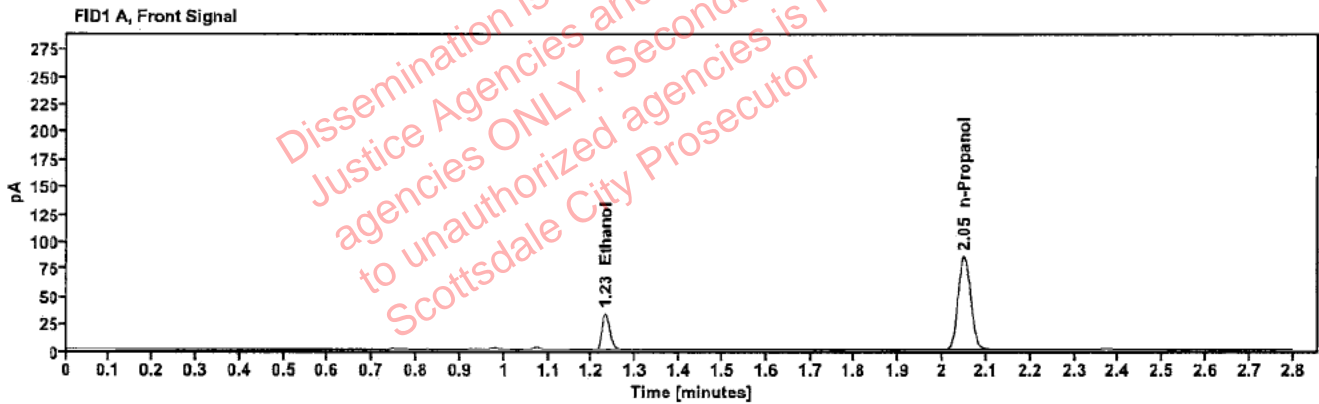


Table 1: FID 1 A (column DB-ALC1)

Compound	Amount (g/100mL)	Time (min)	Peak Area
>Ethanol	0.0645	1.231	42.234
n-Propanol	-----	2.049	172.270

Table 2: FID 2 B (column DB-ALC2)

Compound	Time (min)	Peak Area
Ethanol	1.359	43.944
n-Propanol	2.436	177.720

Scottsdale Police Department Crime Lab Volatiles Analysis

Sample:	2315351-2	Vial:	40
Description:	[REDACTED]	LIMS ID:	[REDACTED]
Method:	ethanol quant.M	Sequence:	01Aug23
Instrument:	US14173023 CN14160045	Injection date:	8/1/2023 6:43:27 PM
Data file:	C:\Chem32\1\Data\01Aug23\40.D	Analyst:	Brooke

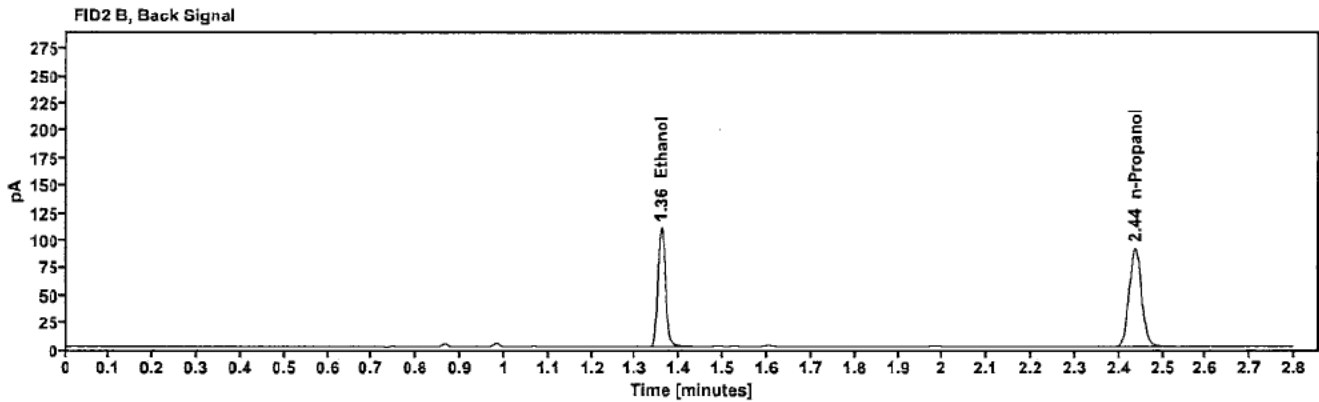
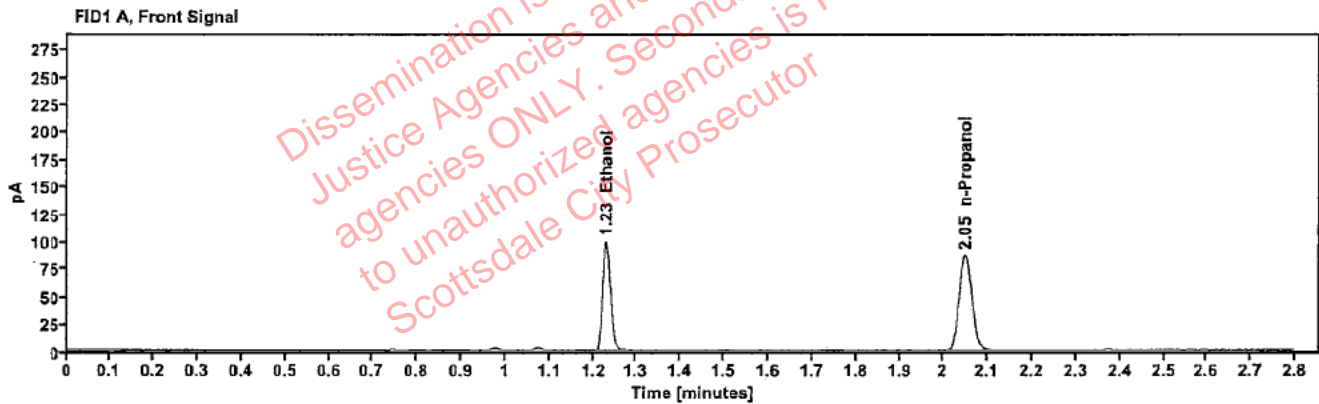


Table 1: FID 1 A (column DB-ALC1)

Compound	Amount (g/100mL)	Time (min)	Peak Area
>Ethanol	0.1896	1.230	126.785
n-Propanol	-----	2.049	173.130

Table 2: FID 2 B (column DB-ALC2)

Compound	Time (min)	Peak Area
Ethanol	1.358	131.934
n-Propanol	2.436	179.457

Scottsdale Police Department Crime Lab Volatiles Analysis

Sample:	2315351-2	Vial:	41
Description:	[REDACTED]	LIMS ID:	[REDACTED]
Method:	ethanol quant.M	Sequence:	01Aug23
Instrument:	US14173023 CN14160045	Injection date:	8/1/2023 6:47:28 PM
Data file:	C:\Chem32\1\Data\01Aug23\41.D	Analyst:	Brooke

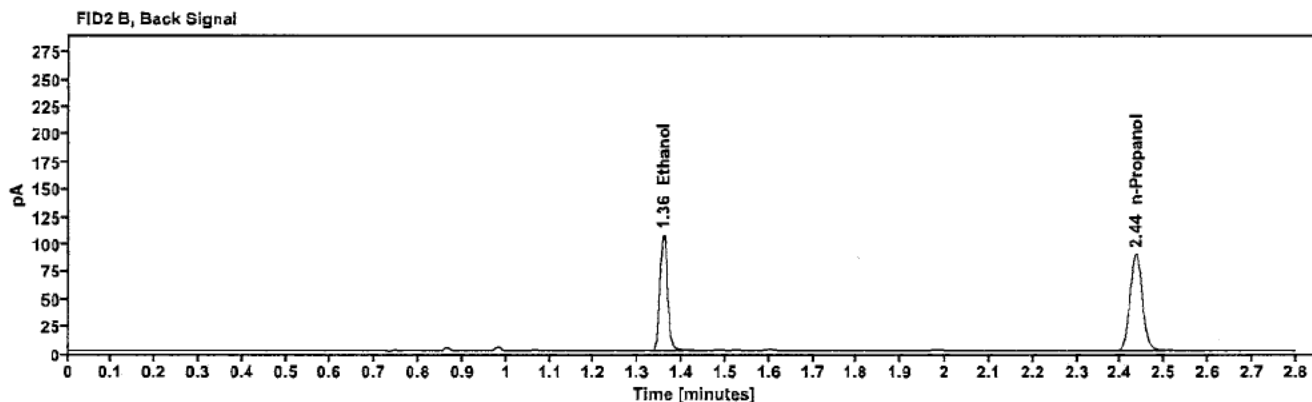
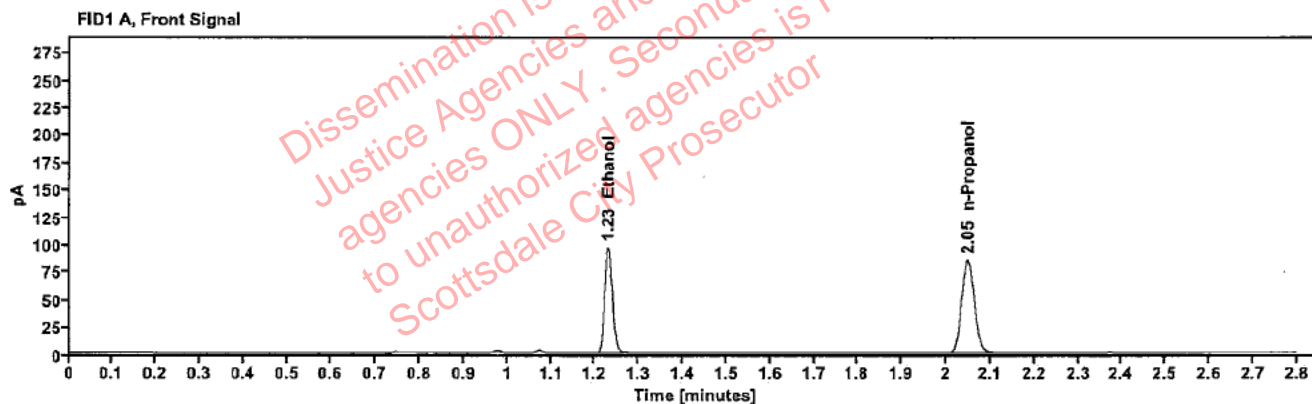


Table 1: FID 1 A (column DB-ALC1)

Compound	Amount (g/100mL)	Time (min)	Peak Area
>Ethanol	0.1881	1.229	123.637
n-Propanol	-----	2.048	170.161

Table 2: FID 2 B (column DB-ALC2)

Compound	Time (min)	Peak Area
Ethanol	1.358	128.593
n-Propanol	2.435	176.231

Scottsdale Police Department Crime Lab Volatiles Analysis

Sample:	327-01A.S.	Vial:	43
Description:	[REDACTED]	LIMS ID:	[REDACTED]
Method:	ethanol quant.M	Sequence:	01Aug23
Instrument:	US14173023 CN14160045	Injection date:	8/1/2023 6:55:42 PM
Data file:	C:\Chem32\1\Data\01Aug23\43.D	Analyst:	Brooke

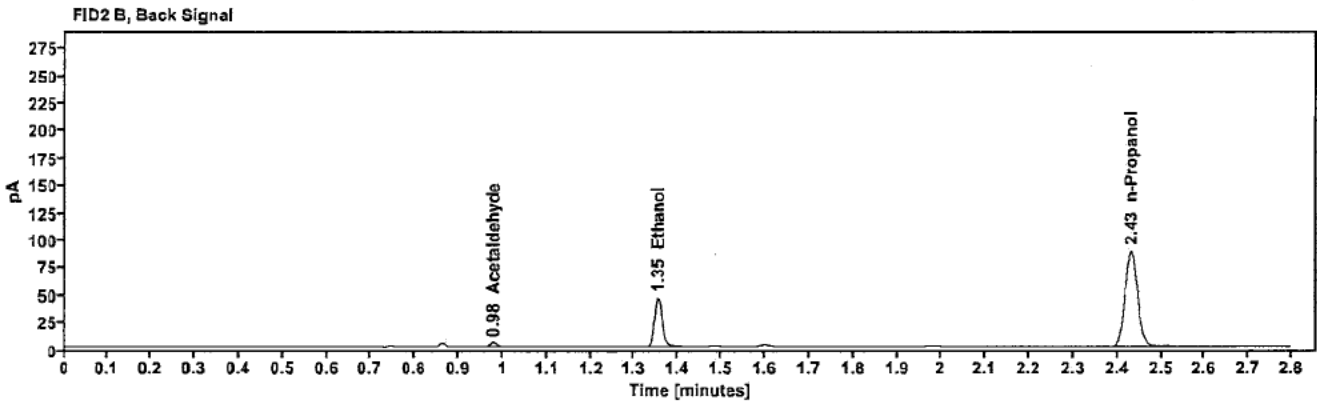
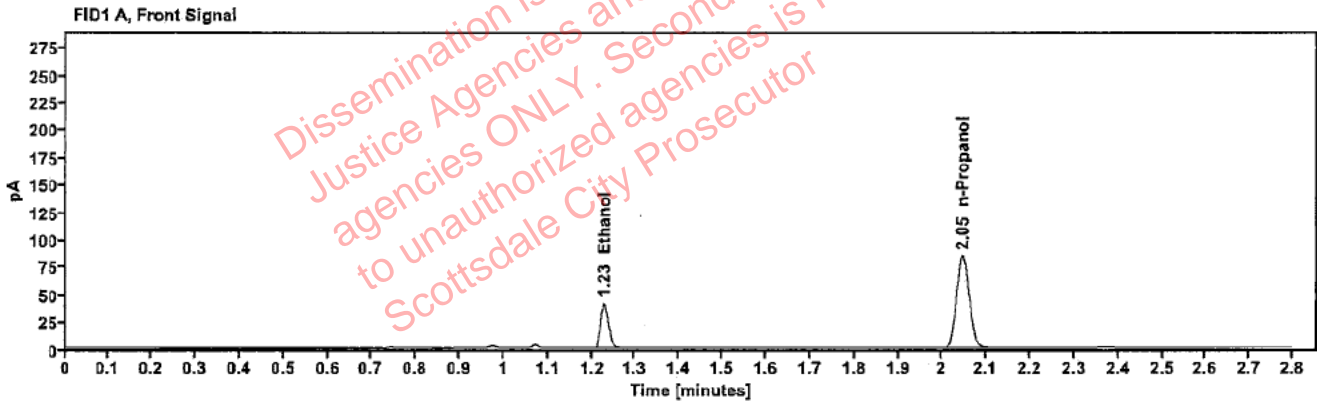


Table 1: FID 1 A (column DB-ALC1)

Compound	Amount (g/100mL)	Time (min)	Peak Area
>Ethanol	0.0812	1.228	52.666
n-Propanol	---	2.046	169.835

Table 2: FID 2 B (column DB-ALC2)

Compound	Time (min)	Peak Area
Acetaldehyde	0.978	3.820
Ethanol	1.354	54.548
n-Propanol	2.431	174.547

Scottsdale Police Department Crime Lab Volatiles Analysis

Sample:	327-01A.S.	Vial:	44
Description:	[REDACTED]	LIMS ID:	[REDACTED]
Method:	ethanol quant.M	Sequence:	01Aug23
Instrument:	US14173023 CN14160045	Injection date:	8/1/2023 6:59:42 PM
Data file:	C:\Chem32\1\Data\01Aug23\44.D	Analyst:	Brooke

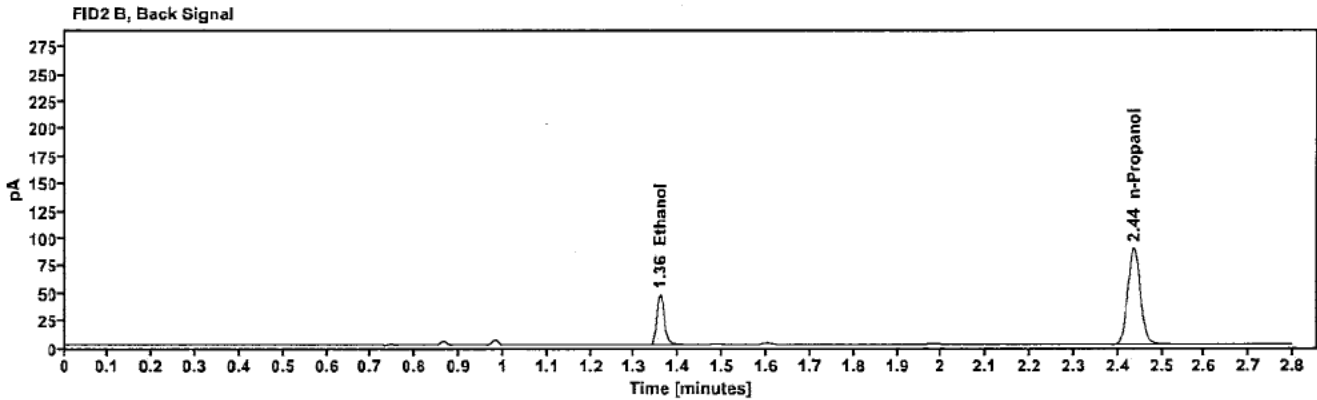
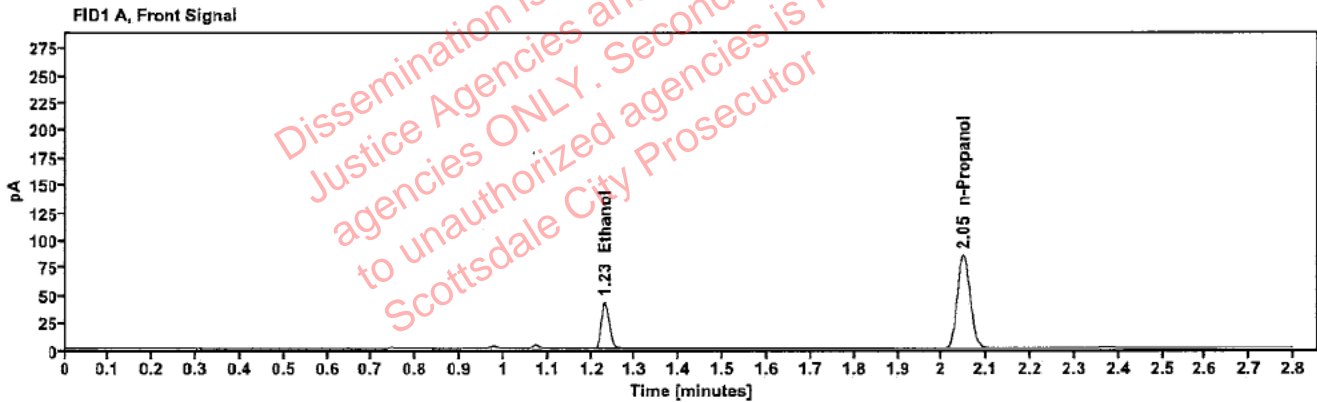


Table 1: FID 1 A (column DB-ALC1)

Compound	Amount (g/100mL)	Time (min)	Peak Area
>Ethanol	0.0831	1.230	54.342
n-Propanol	---	2.049	171.257

Table 2: FID 2 B (column DB-ALC2)

Compound	Time (min)	Peak Area
Ethanol	1.358	56.272
n-Propanol	2.436	176.004

Scottsdale Police Department Crime Lab Volatiles Analysis

Sample:	425-01M.L.	Vial:	45
Description:	[REDACTED]	LIMS ID:	[REDACTED]
Method:	ethanol quant.M	Sequence:	01Aug23
Instrument:	US14173023 CN14160045	Injection date:	8/1/2023 7:03:42 PM
Data file:	C:\Chem32\1\Data\01Aug23\45.D	Analyst:	Brooke

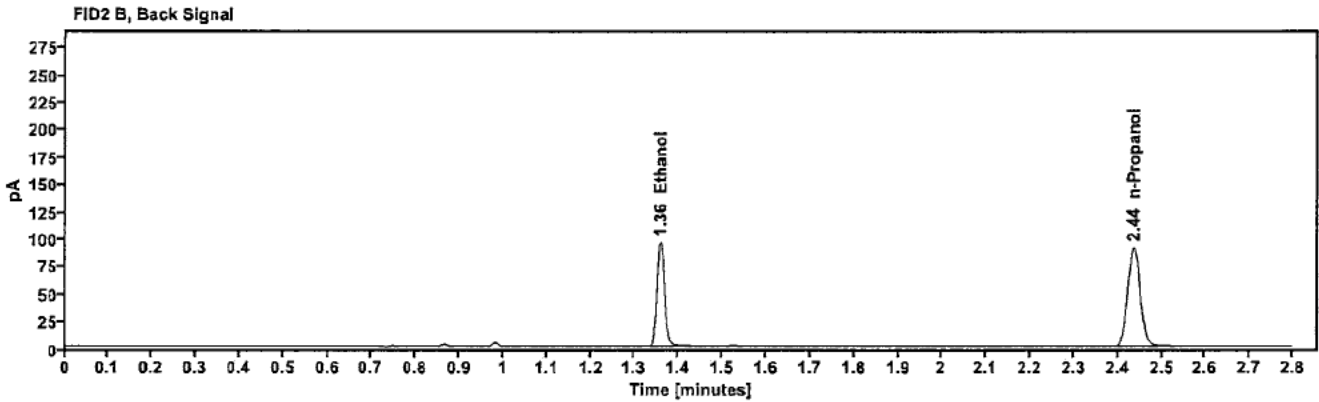
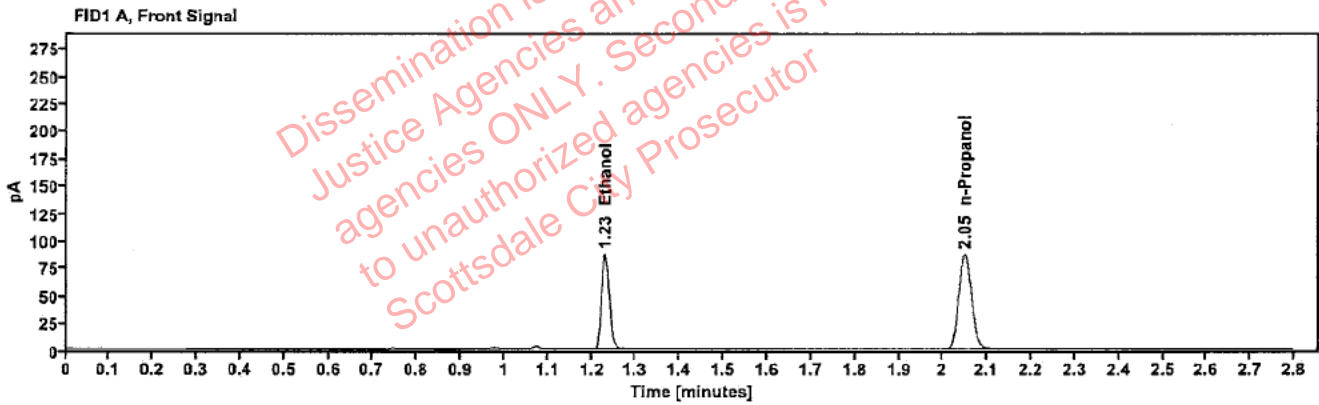


Table 1: FID 1 A (column DB-ALC1)

Compound	Amount (g/100mL)	Time (min)	Peak Area
>Ethanol	0.1652	1.230	110.671
n-Propanol	---	2.049	173.682

Table 2: FID 2 B (column DB-ALC2)

Compound	Time (min)	Peak Area
Ethanol	1.358	114.536
n-Propanol	2.436	179.132

Scottsdale Police Department Crime Lab Volatiles Analysis

Sample:	425-01M.L.	Vial:	46
Description:	[REDACTED]	LIMS ID:	[REDACTED]
Method:	ethanol quant.M	Sequence:	01Aug23
Instrument:	US14173023 CN14160045	Injection date:	8/1/2023 7:07:42 PM
Data file:	C:\Chem32\1\Data\01Aug23\46.D	Analyst:	Brooke

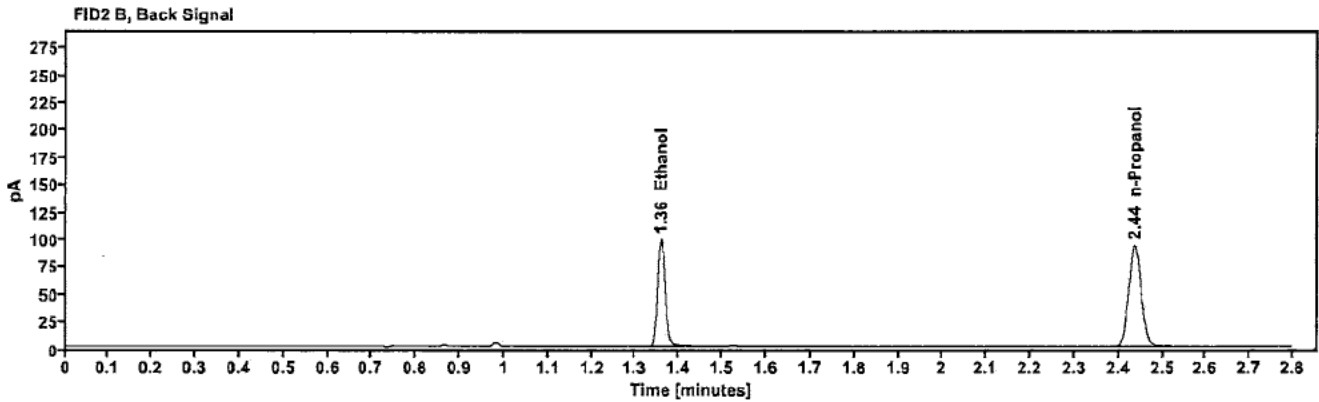
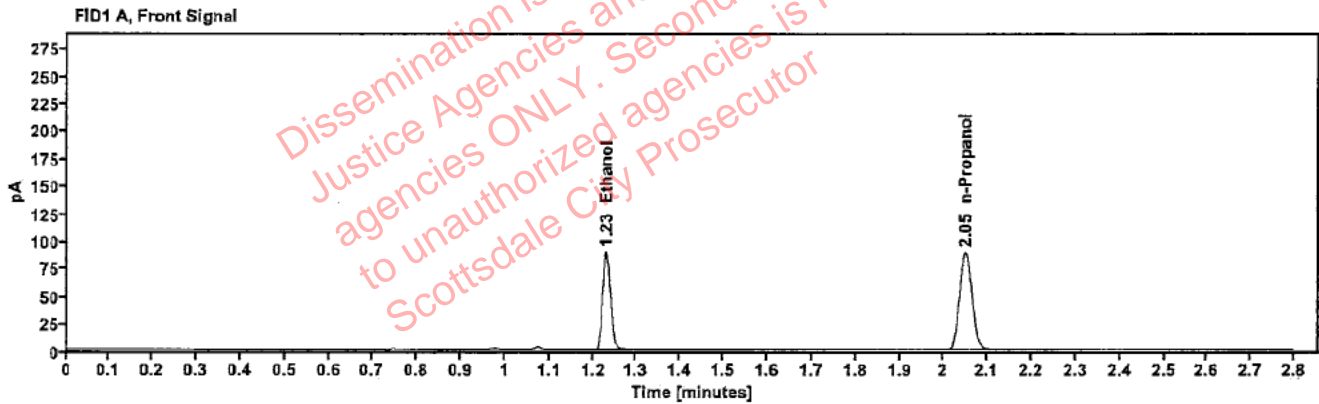


Table 1: FID 1 A (column DB-ALC1)

Compound	Amount (g/100mL)	Time (min)	Peak Area
>Ethanol	0.1661	1.230	113.757
n-Propanol	-----	2.049	177.479

Table 2: FID 2 B (column DB-ALC2)

Compound	Time (min)	Peak Area
Ethanol	1.359	117.797
n-Propanol	2.437	183.103

Scottsdale Police Department Crime Lab Volatiles Analysis

Sample:	2315385-4	Vial:	47
Description:	[REDACTED]	LIMS ID:	[REDACTED]
Method:	ethanol quant.M	Sequence:	01Aug23
Instrument:	US14173023 CN14160045	Injection date:	8/1/2023 7:11:43 PM
Data file:	C:\Chem32\1\Data\01Aug23\47.D	Analyst:	Brooke

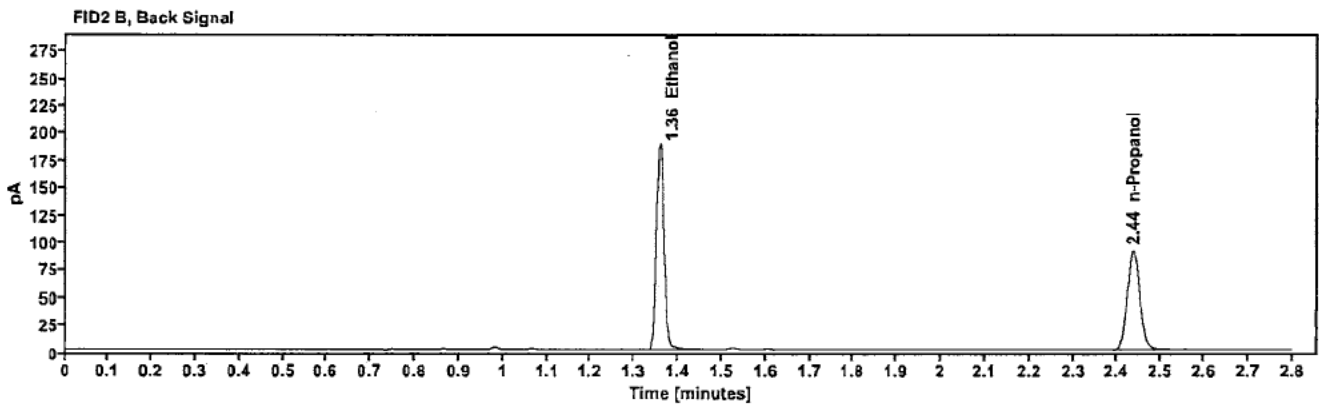
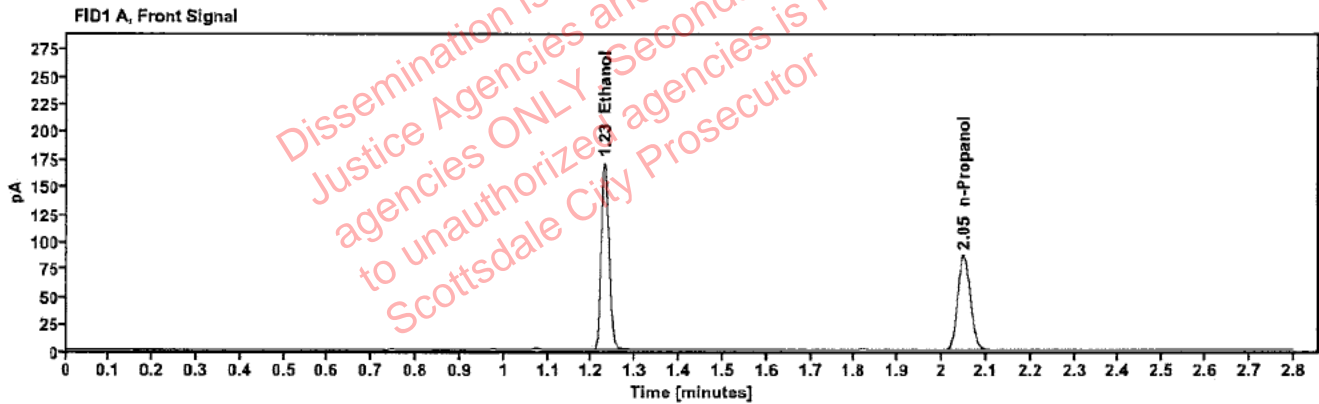


Table 1: FID 1 A (column DB-ALC1)

Compound	Amount (g/100mL)	Time (min)	Peak Area
>Ethanol	0.3245	1.229	218.238
n-Propanol	---	2.049	173.516

Table 2: FID 2 B (column DB-ALC2)

Compound	Time (min)	Peak Area
Ethanol	1.358	227.139
n-Propanol	2.436	179.152

Scottsdale Police Department Crime Lab Volatiles Analysis

Sample:	2315385-4	Vial:	48
Description:	[REDACTED]	LIMS ID:	[REDACTED]
Method:	ethanol quant.M	Sequence:	01Aug23
Instrument:	US14173023 CN14160045	Injection date:	8/1/2023 7:15:43 PM
Data file:	C:\Chem32\1\Data\01Aug23\48.D	Analyst:	Brooke

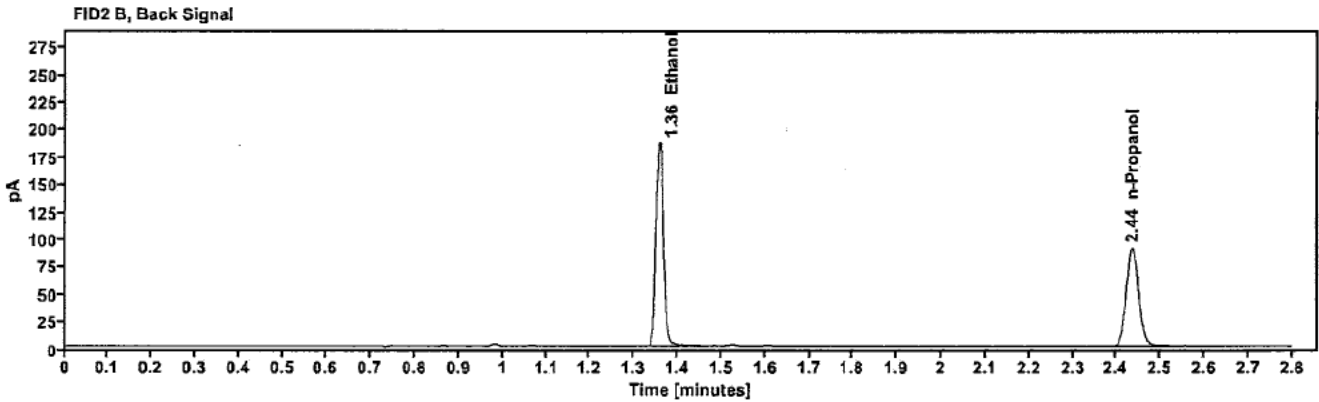
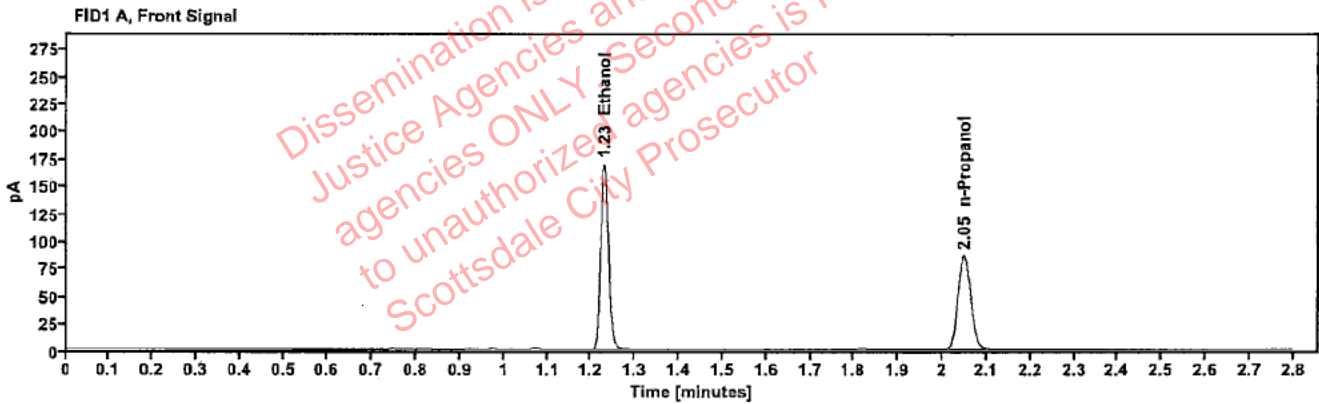


Table 1: FID 1 A (column DB-ALC1)

Compound	Amount (g/100mL)	Time (min)	Peak Area
>Ethanol	0.3233	1.229	216.369
n-Propanol	-----	2.049	172.628

Table 2: FID 2 B (column DB-ALC2)

Compound	Time (min)	Peak Area
Ethanol	1.358	225.326
n-Propanol	2.436	178.266

Scottsdale Police Department Crime Lab Volatiles Analysis

Sample:	2315584-2	Vial:	49
Description:	[REDACTED]	LIMS ID:	[REDACTED]
Method:	ethanol quant.M	Sequence:	01Aug23
Instrument:	US14173023 CN14160045	Injection date:	8/1/2023 7:19:56 PM
Data file:	C:\Chem32\1\Data\01Aug23\49.D	Analyst:	Brooke

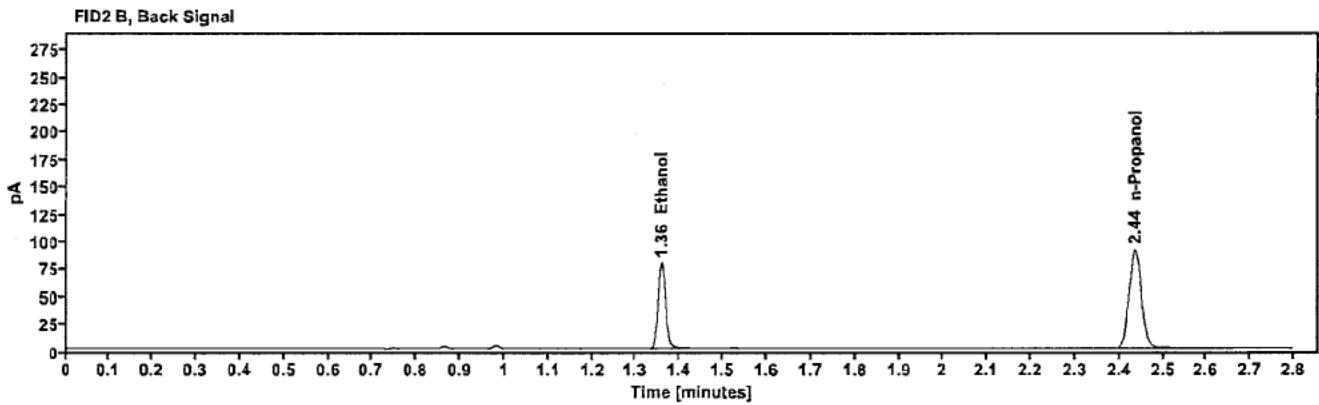
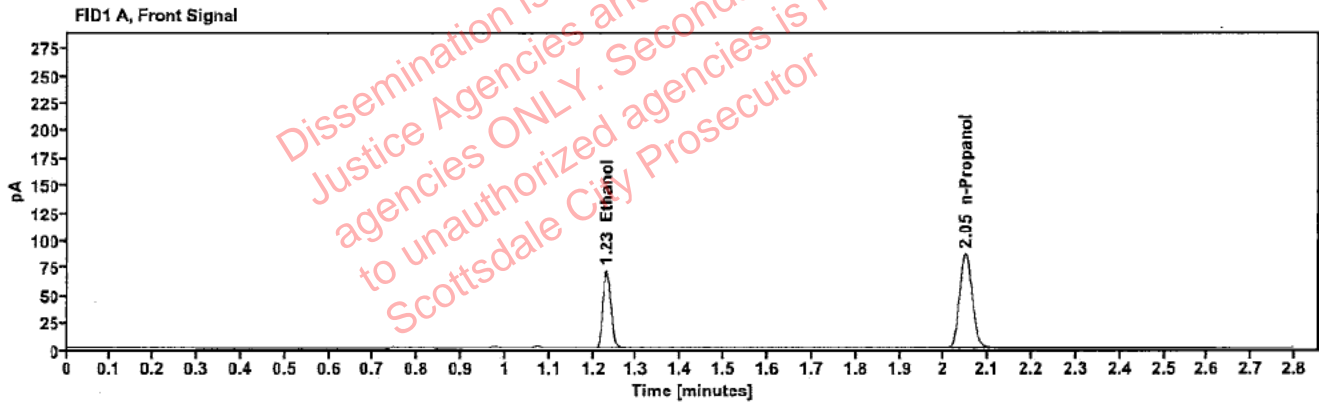


Table 1: FID 1 A (column DB-ALC1)

Compound	Amount (g/100mL)	Time (min)	Peak Area
>Ethanol	0.1366	1.230	91.088
n-Propanol	---	2.049	173.209

Table 2: FID 2 B (column DB-ALC2)

Compound	Time (min)	Peak Area
Ethanol	1.358	94.480
n-Propanol	2.436	178.916

Scottsdale Police Department Crime Lab Volatiles Analysis

Sample:	2315584-2	Vial:	50
Description:	[redacted]	LIMS ID:	[redacted]
Method:	ethanol quant.M	Sequence:	01Aug23
Instrument:	US14173023 CN14160045	Injection date:	8/1/2023 7:23:57 PM
Data file:	C:\Chem32\1\Data\01Aug23\50.D	Analyst:	Brooke

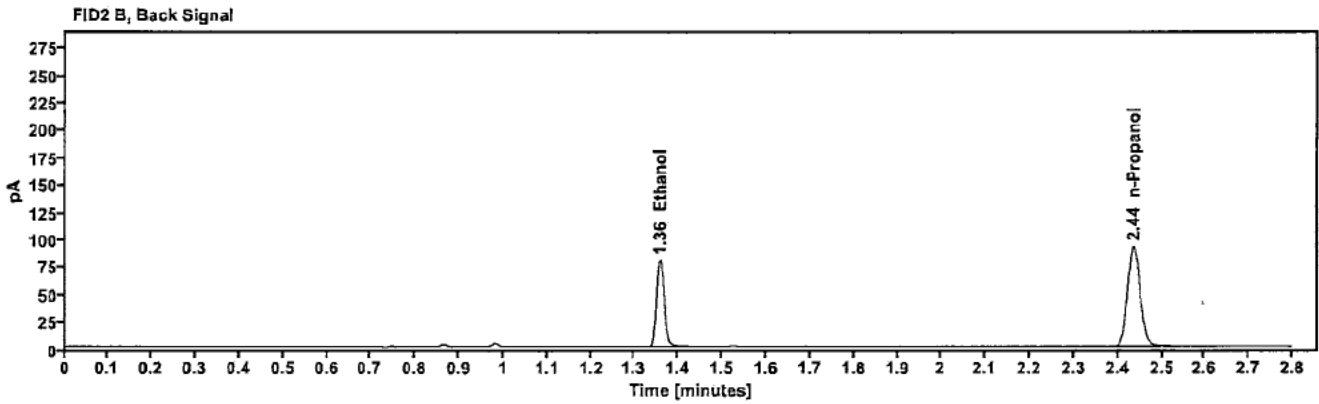
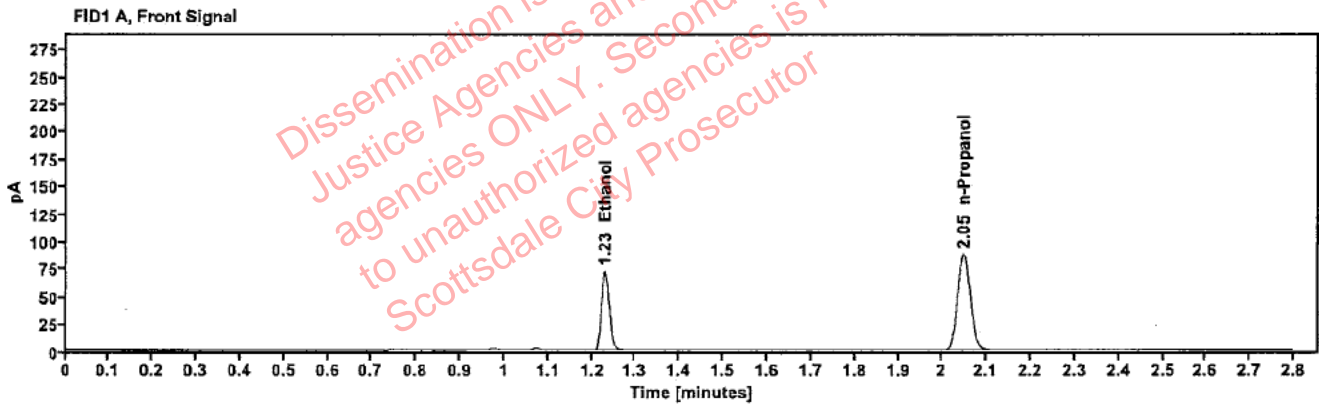


Table 1: FID 1 A (column DB-ALC1)

Compound	Amount (g/100mL)	Time (min)	Peak Area
>Ethanol	0.1364	1.230	92.254
n-Propanol	---	2.049	175.640

Table 2: FID 2 B (column DB-ALC2)

Compound	Time (min)	Peak Area
Ethanol	1.358	95.528
n-Propanol	2.436	181.470

Scottsdale Police Department Crime Lab Volatiles Analysis

Sample:	2314994-2	Vial:	51
Description:	[Redacted]	LIMS ID:	[Redacted]
Method:	ethanol quant.M	Sequence:	01Aug23
Instrument:	US14173023 CN14160045	Injection date:	8/1/2023 7:27:57 PM
Data file:	C:\Chem32\1\Data\01Aug23\51.D	Analyst:	Brooke

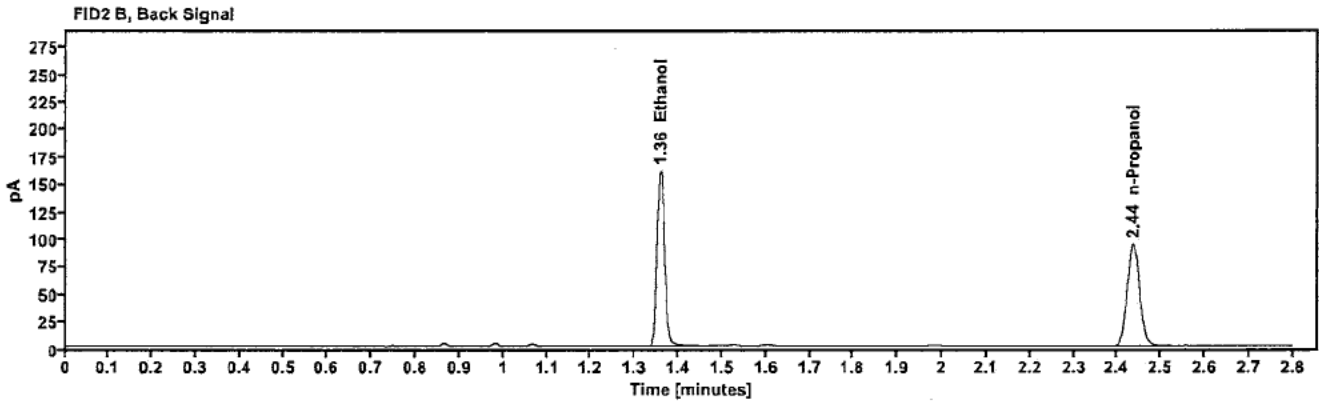
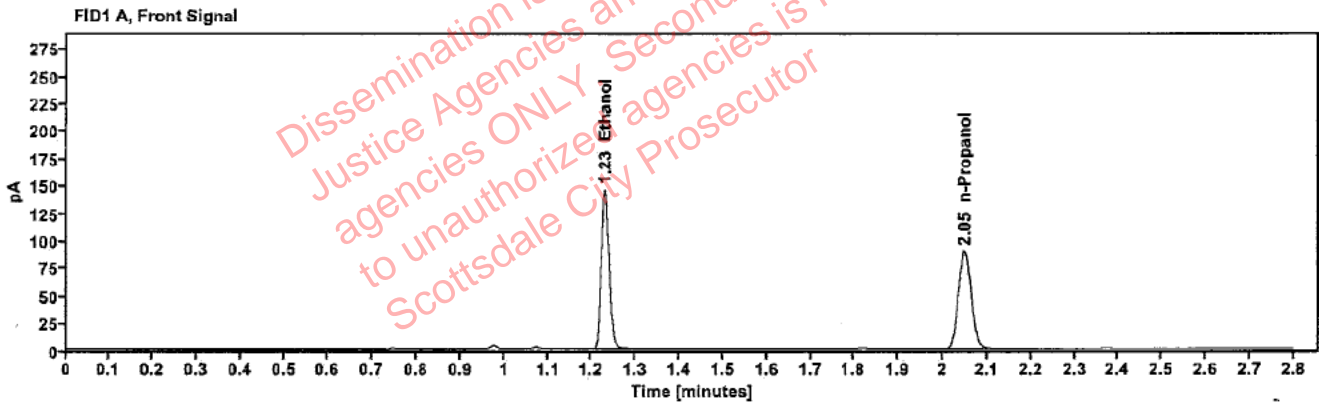


Table 1: FID 1 A (column DB-ALC1)

Compound	Amount (g/100mL)	Time (min)	Peak Area
>Ethanol	0.2672	1.229	185.876
n-Propanol	-----	2.049	179.651

Table 2: FID 2 B (column DB-ALC2)

Compound	Time (min)	Peak Area
Ethanol	1.358	194.761
n-Propanol	2.436	184.739

Scottsdale Police Department Crime Lab Volatiles Analysis

Sample:	2314994-2	Vial:	52
Description:	[REDACTED]	LIMS ID:	[REDACTED]
Method:	ethanol quant.M	Sequence:	01Aug23
Instrument:	US14173023 CN14160045	Injection date:	8/1/2023 7:31:56 PM
Data file:	C:\Chem32\1\Data\01Aug23\52.D	Analyst:	Brooke

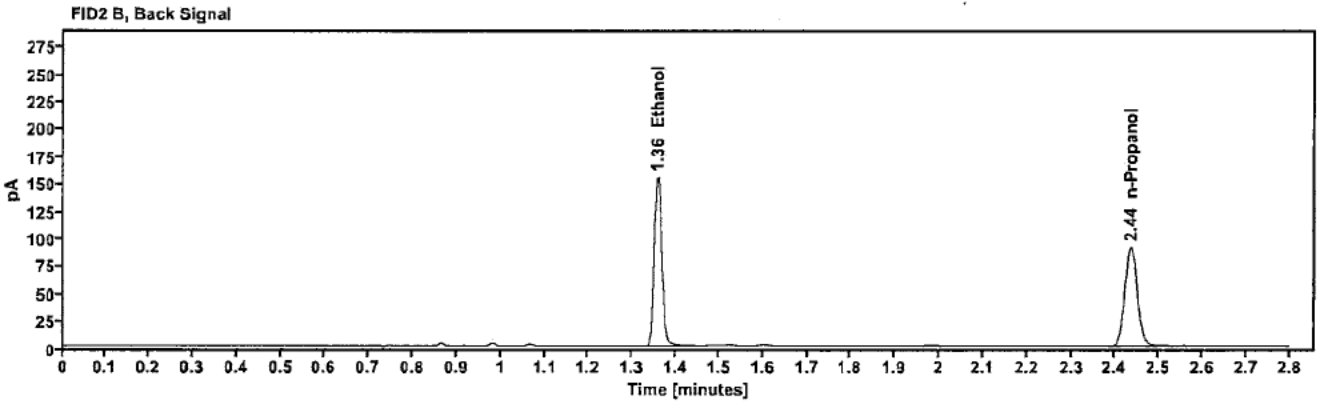
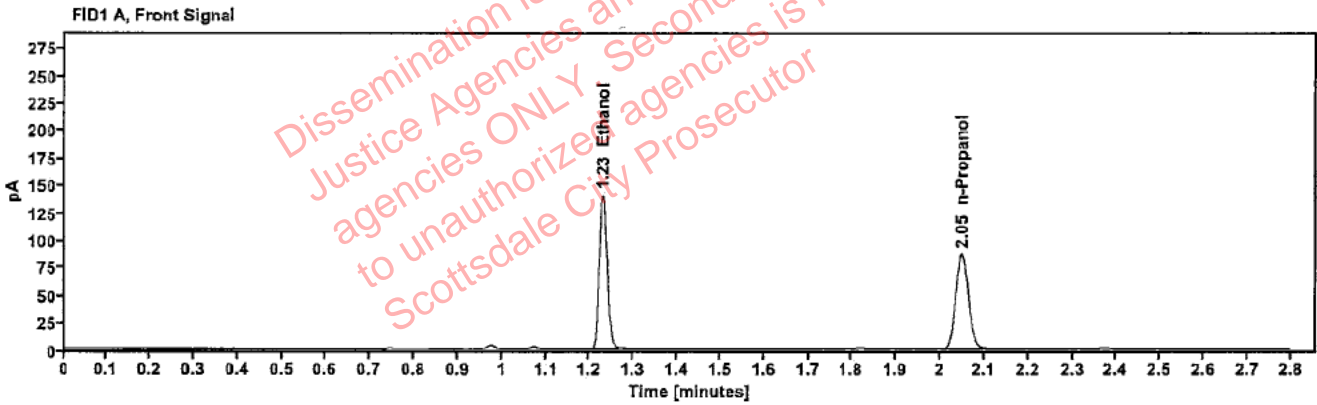


Table 1: FID 1 A (column DB-ALC1)

Compound	Amount (g/100mL)	Time (min)	Peak Area
>Ethanol	0.2654	1.229	179.177
n-Propanol	---	2.049	174.372

Table 2: FID 2 B (column DB-ALC2)

Compound	Time (min)	Peak Area
Ethanol	1.358	186.543
n-Propanol	2.436	179.301