

SCOTTSDALE POLICE DEPARTMENT CRIME LABORATORY BLOOD ALCOHOL FACE SHEET

ANALYSIS DATE 01/23/2024 SEQUENCE NAME 23Jan24

EQUIPMENT

Pipettor Hamilton ML600EH7497 Hamilton ML600GJ10749
 Gas Chromatograph Agilent US14173023

INSTRUMENT CALIBRATION

Vial 1 0.02 calibrator Lot FN03122113 Coefficient of determination (r²)
 Vial 2 0.10 calibrator Lot FN03072301 0.99987
 Vial 3 0.20 calibrator Lot FN03132302
 Vial 4 0.40 calibrator Lot FN03052102

CALIBRATION VERIFICATION AND RESOLUTION TEST

<u>Vial</u>	<u>Sample</u>	<u>Expected result</u>	<u>Measured result</u>	<u>Manufacturer/lot</u>
5	Blank	Not detected	Not detected	SPD lab 011823WB
6	Volatiles mixture	6 compounds	6 compounds	SPD lab 050721MIX
7	Aqueous control	0.400 g/dL	0.399 g/dL	Lipomed 30012020-A
8	Aqueous control	0.040 g/dL	0.039 g/dL	Lipomed 14082019-B
9	Blood control	0.199 g/dL	0.203 g/dL	ACQ 4110320133/11
20	Aqueous control	0.080 g/dL	0.079 g/dL	Lipomed 20012020-B
31	Blood control	0.199 g/dL	0.207 g/dL	ACQ 4110320133/11
42	Aqueous control	0.080 g/dL	0.079 g/dL	Lipomed 20012020-B
53	Aqueous control	0.400 g/dL	0.411 g/dL	Lipomed 30012020-A
54	Aqueous control	0.040 g/dL	0.040 g/dL	Lipomed 14082019-B
55	Blood control	0.199 g/dL	0.202 g/dL	ACQ 4110320133/11
56	Blank	Not detected	Not detected	SPD lab 010524AQ

SUBJECT SAMPLES

Subjects in the sequence 20 Subjects requiring reanalysis 0

ADDITIONAL NOTES: All testing proceeded as expected.

Run valid Run invalid Alan Abbott Analyst
 Run valid Run invalid _____ Technical Reviewer

Scottsdale Police Department Crime Laboratory Sequence Quality Assurance Summary

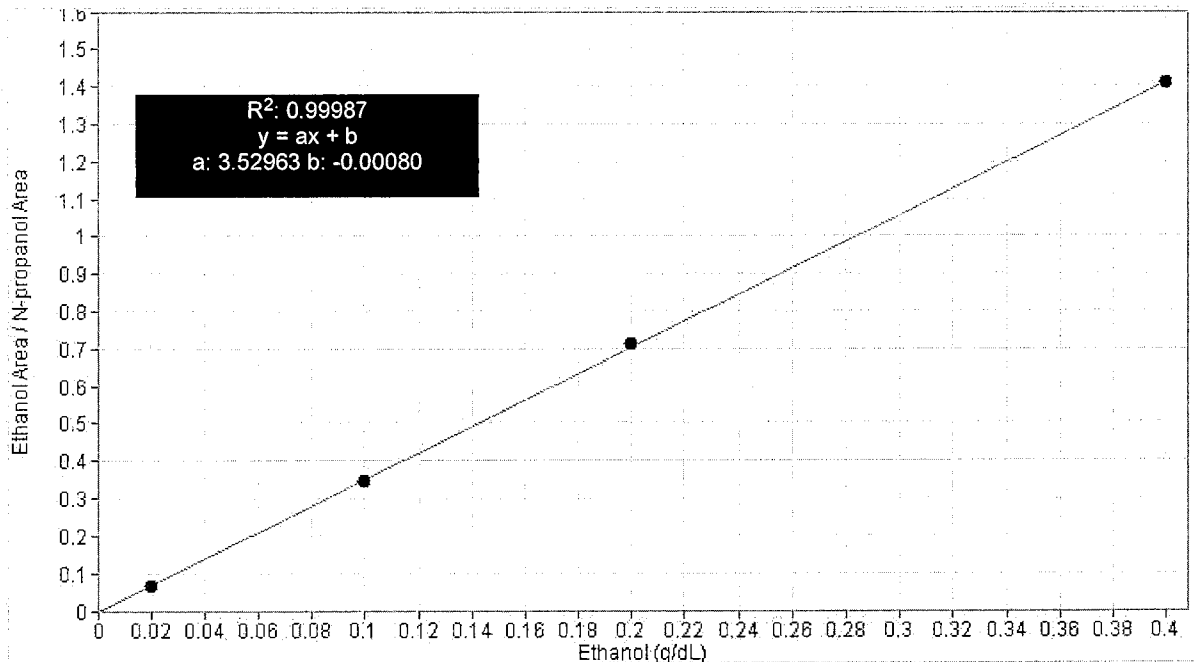
SEQUENCE NAME: 23Jan24

ANALYST: Abbott

Sample Name	Vial	Measured Value (g/dL)	Expected Value (g/dL)	Percent Difference	Absolute Difference (g/dL)
blank 011823WB	5	negative	negative	-	-
0.400 30012020-A	7	0.399	0.400	0.25	-0.001
0.040 14082019-B	8	0.039	0.040	2.50	-0.001
0.199 4110320133/11	9	0.203	0.199	2.01	0.004
0.080 20012020-B	20	0.079	0.080	1.25	-0.001
0.199 4110320133/11	31	0.207	0.199	4.02	0.008
0.080 20012020-B	42	0.079	0.080	1.25	-0.001
0.400 30012020-A	53	0.411	0.400	2.75	0.011
0.040 14082019-B	54	0.040	0.040	0.00	0.000
0.199 4110320133/11	55	0.202	0.199	1.51	0.003
blank 010524AQ	56	negative	negative	-	-

Calibrator	Ethanol Area	N-propanol Area	Ratio
0.020	11.921	173.684	0.069
0.100	59.285	170.772	0.347
0.200	127.055	177.742	0.715
0.400	244.332	173.592	1.408

Calibration Line



Scottsdale Police Department Crime Lab Volatiles Analysis

Sample: FN03122113	Vial: 1
Description: 0.020 calibrator	Sequence: 23Jan24
Method: ethanol quant.M	Injection date: 1/23/2024 3:19:49 PM
Instrument: US14173023 CN14160045	Analyst: Abbott
Data file: C:\Chem32\1\Data\23Jan24\1.D	

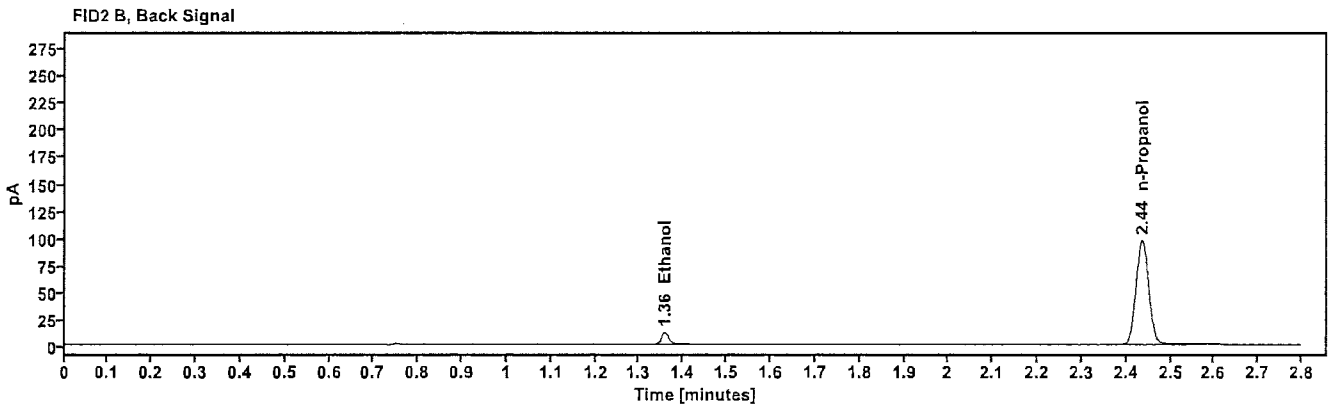
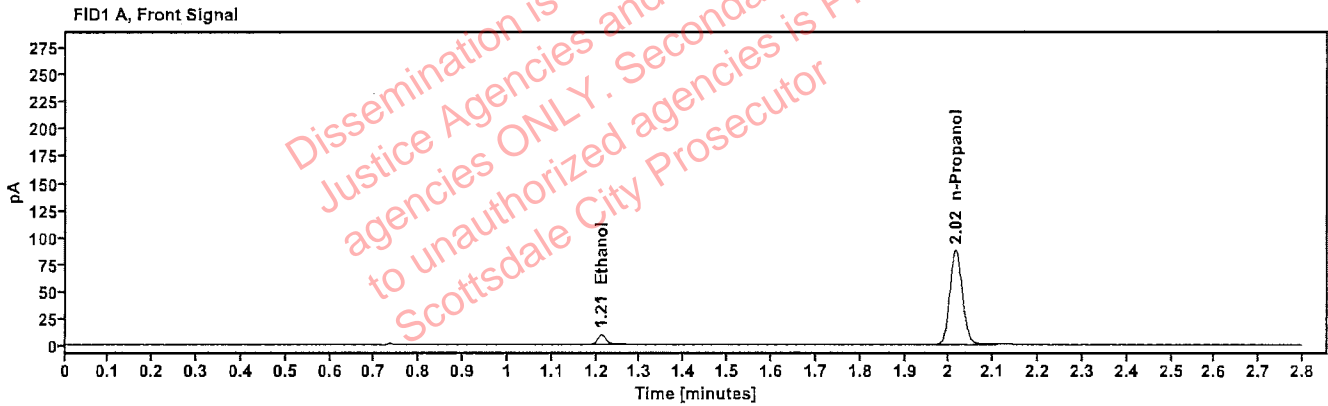


Table 1: FID 1 A (column DB-ALC1)

Compound	Time (min)	Peak Area
Ethanol	1.212	11.921
n-Propanol	2.015	173.684

Table 2: FID 2 B (column DB-ALC2)

Compound	Time (min)	Peak Area
Ethanol	1.358	13.052
n-Propanol	2.436	190.356

Scottsdale Police Department Crime Lab Volatiles Analysis

Sample:	FN03072301	Vial:	2
Description:	0.100 calibrator	Sequence:	23Jan24
Method:	ethanol quant.M	Injection date:	1/23/2024 3:23:48 PM
Instrument:	US14173023 CN14160045	Analyst:	Abbott <i>JA</i>
Data file:	C:\Chem32\1\Data\23Jan24\2.D		

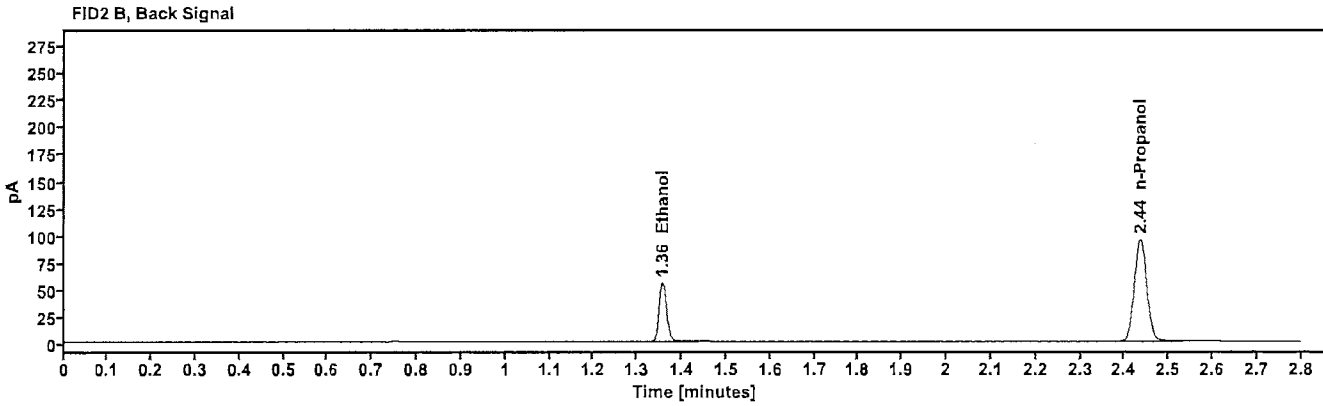
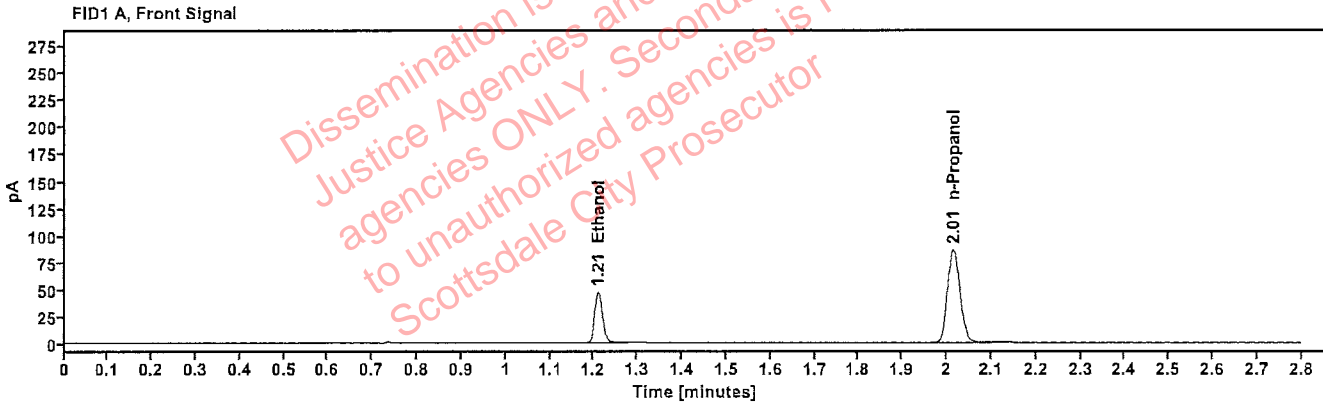


Table 1: FID 1 A (column DB-ALC1)

Compound	Time (min)	Peak Area
Ethanol	1.209	59.285
n-Propanol	2.015	170.772

Table 2: FID 2 B (column DB-ALC2)

Compound	Time (min)	Peak Area
Ethanol	1.356	65.348
n-Propanol	2.435	186.987

Scottsdale Police Department Crime Lab Volatiles Analysis

Sample: FN03132302	Vial: 3
Description: 0.200 calibrator	Sequence: 23Jan24
Method: ethanol quant.M	Injection date: 1/23/2024 3:27:49 PM
Instrument: US14173023 CN14160045	Analyst: Abbott <i>JA</i>
Data file: C:\Chem32\1\Data\23Jan24\3.D	

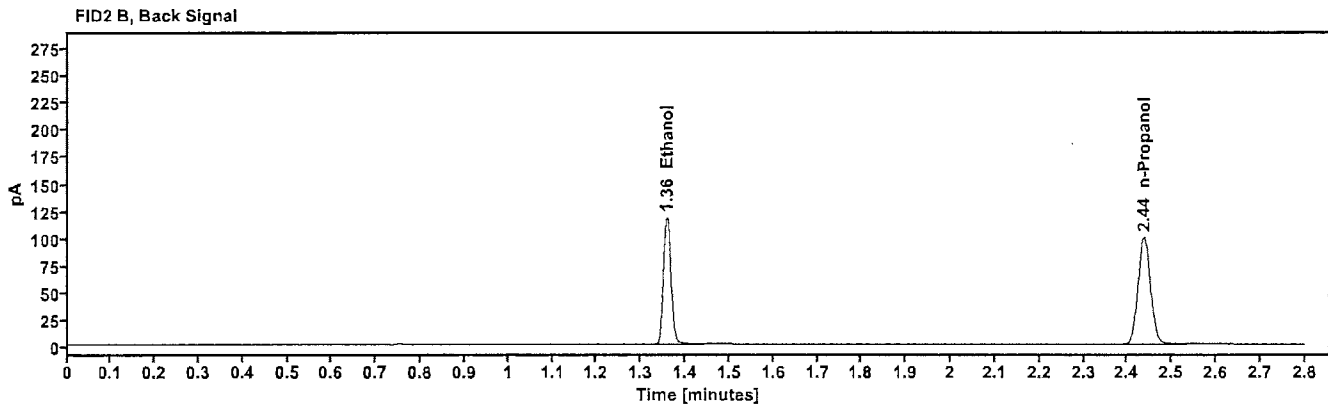
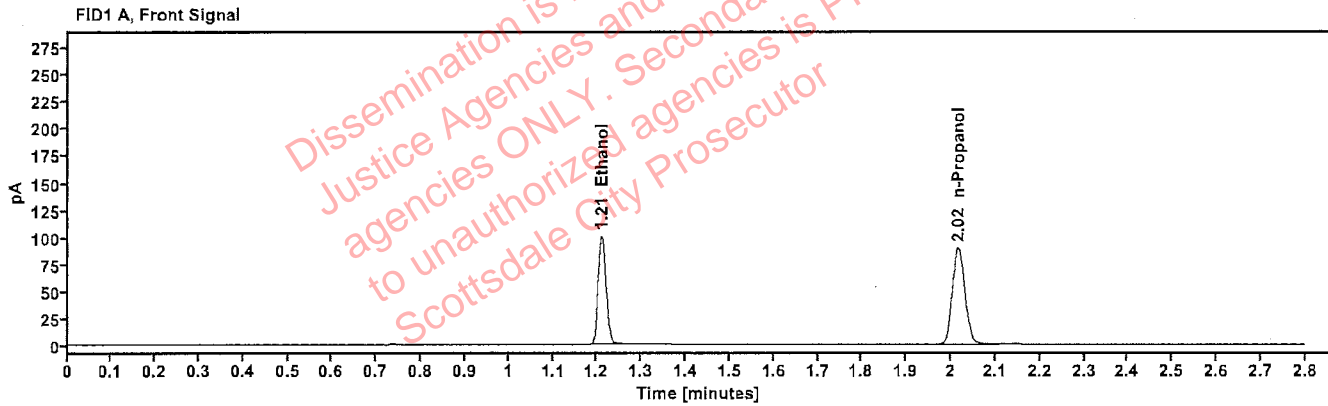


Table 1: FID 1 A (column DB-ALC1)

Compound	Time (min)	Peak Area
Ethanol	1.210	127.055
n-Propanol	2.016	177.742

Table 2: FID 2 B (column DB-ALC2)

Compound	Time (min)	Peak Area
Ethanol	1.358	139.966
n-Propanol	2.437	194.519

Scottsdale Police Department Crime Lab Volatiles Analysis

Sample: FN03052102	Vial: 4
Description: 0.400 calibrator	Sequence: 23Jan24
Method: ethanol quant.M	Injection date: 1/23/2024 3:31:49 PM
Instrument: US14173023 CN14160045	Analyst: Abbott <i>JA</i>
Data file: C:\Chem32\1\Data\23Jan24\4.D	

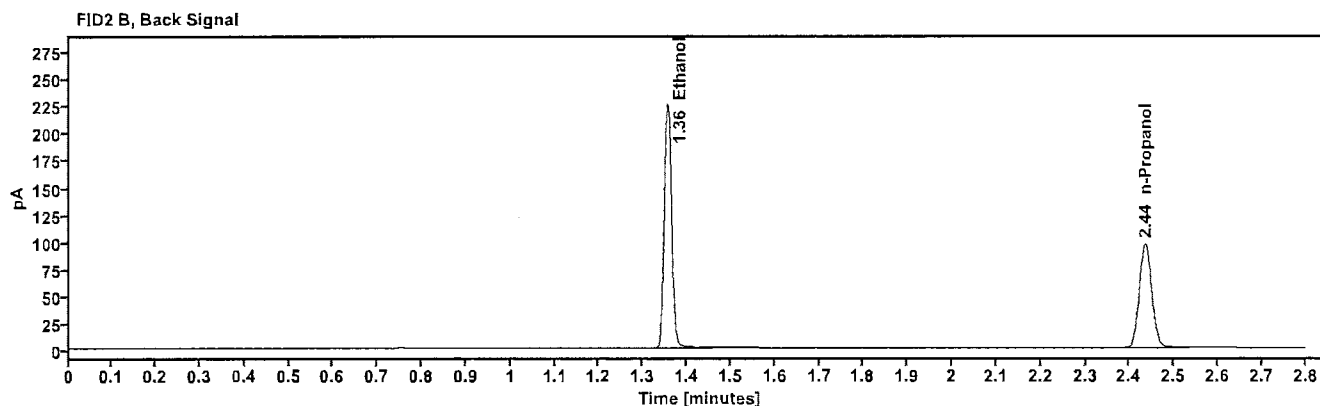
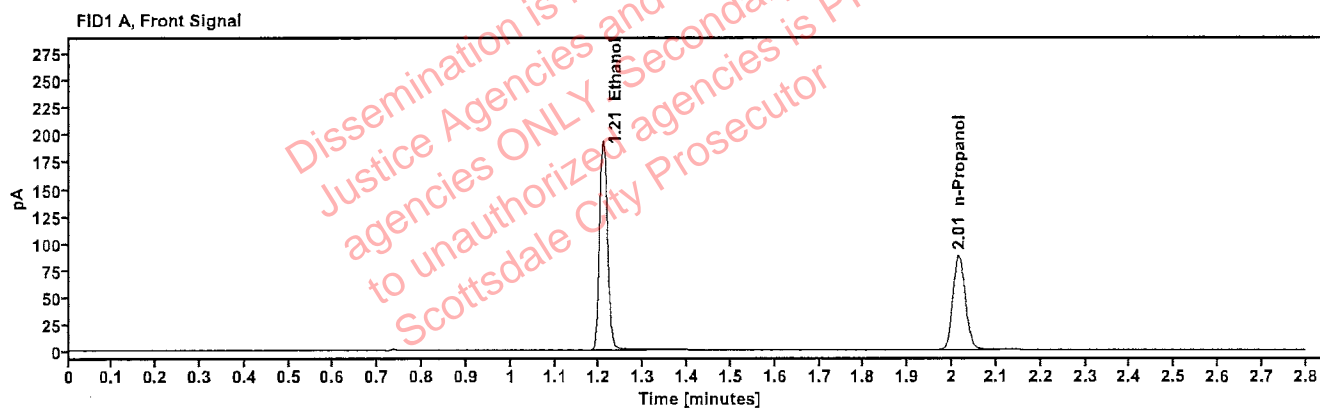


Table 1: FID 1 A (column DB-ALC1)

Compound	Time (min)	Peak Area
Ethanol	1.208	244.332
n-Propanol	2.015	173.592

Table 2: FID 2 B (column DB-ALC2)

Compound	Time (min)	Peak Area
Ethanol	1.356	269.445
n-Propanol	2.435	189.881

Scottsdale Police Department Crime Lab Volatiles Analysis

Sample: 011823WB	Vial: 5
Description: Negative	LIMS ID:
Method: ethanol quant.M	Sequence: 23Jan24
Instrument: US14173023 CN14160045	Injection date: 1/23/2024 3:35:49 PM
Data file: C:\Chem32\1\Data\23Jan24\5.D	Analyst: Abbott

Dissemination is restricted to Criminal Justice Agencies and authorized agencies ONLY. Secondary dissemination to unauthorized agencies is PROHIBITED. Scottsdale City Prosecutor

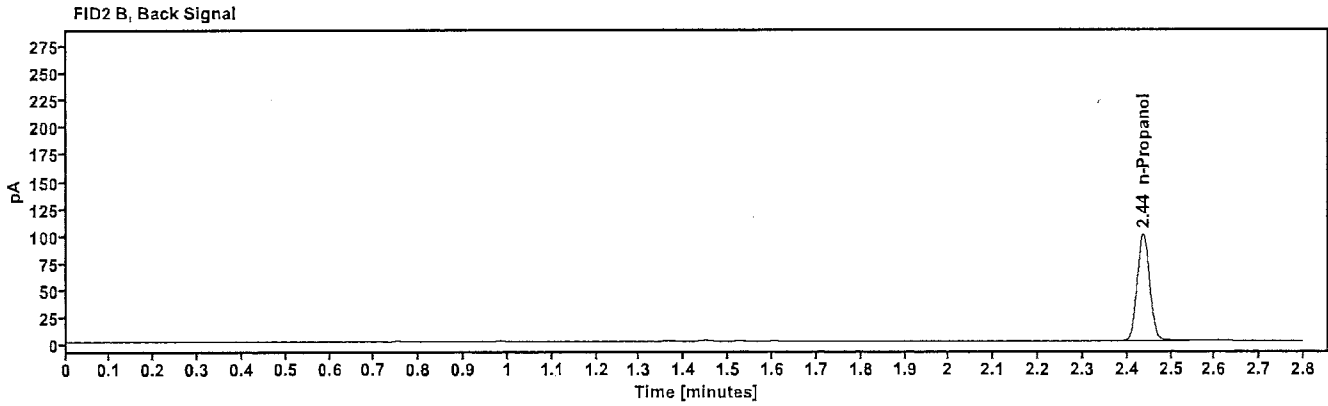
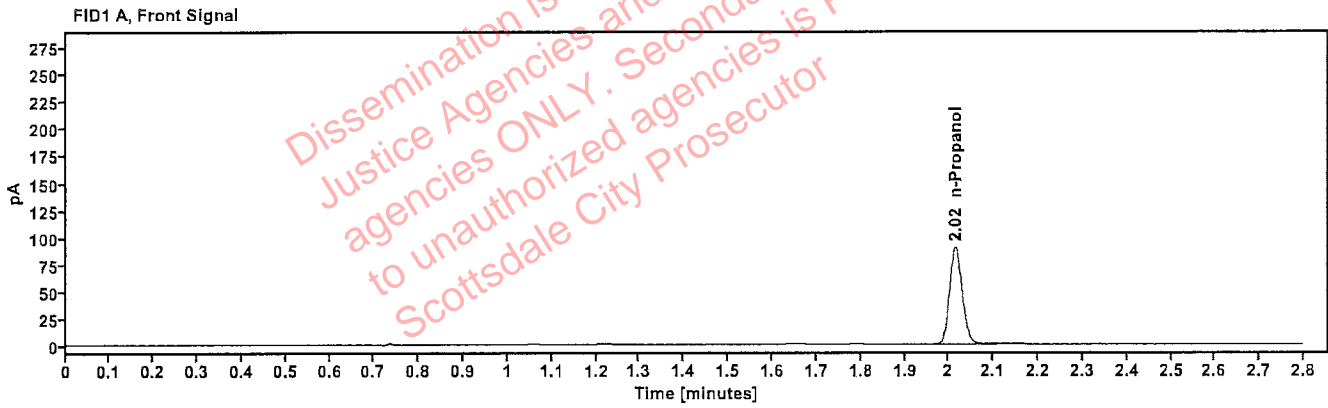


Table 1: FID 1 A (column DB-ALC1)

Compound	Amount (g/100mL)	Time (min)	Peak Area
n-Propanol	---	2.015	177.677

Table 2: FID 2 B (column DB-ALC2)

Compound	Time (min)	Peak Area
n-Propanol	2.436	194.682

Scottsdale Police Department Crime Lab Volatiles Analysis

Sample: 050721MIX	Vial: 6
Description: Volatiles mix	LIMS ID:
Method: ethanol quant.M	Sequence: 23Jan24
Instrument: US14173023 CN14160045	Injection date: 1/23/2024 3:39:48 PM
Data file: C:\Chem32\1\Data\23Jan24\6.D	Analyst: Abbott

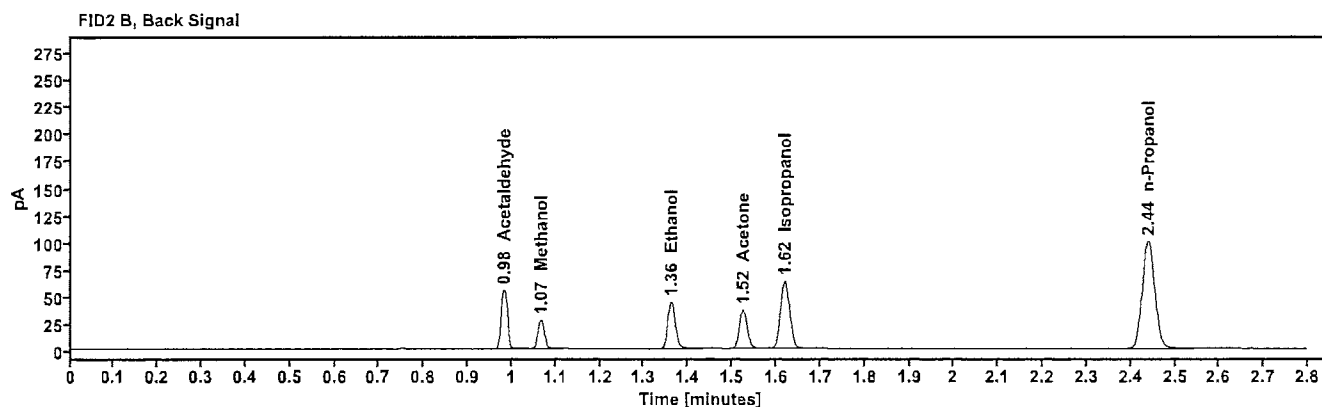
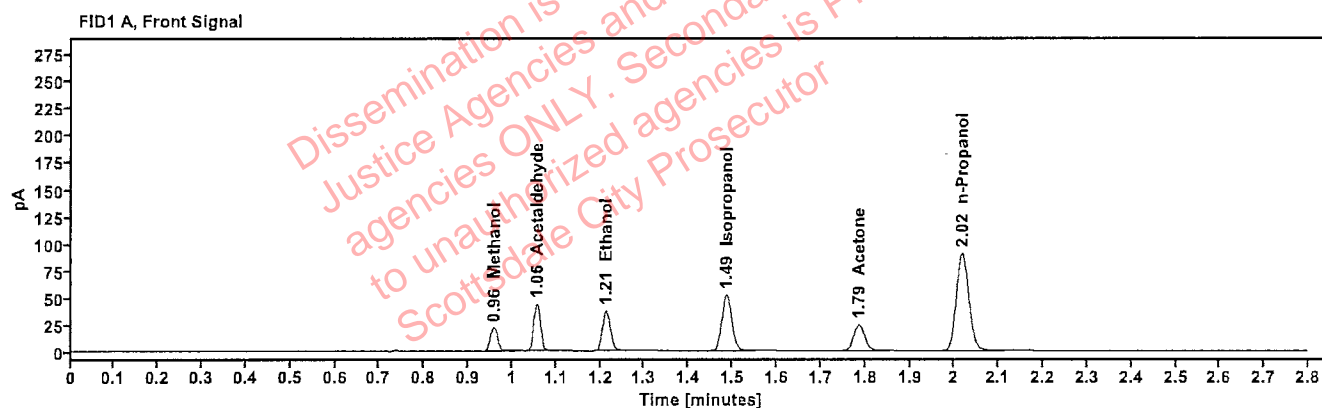


Table 1: FID 1 A (column DB-ALC1)

Compound	Amount (g/100mL)	Time (min)	Peak Area
Methanol	----	0.959	25.253
Acetaldehyde	----	1.056	47.557
>Ethanol	0.0750	1.213	47.488
Isopropanol	----	1.486	82.973
Acetone	----	1.786	42.011
n-Propanol	----	2.018	179.858

Table 2: FID 2 B (column DB-ALC2)

Compound	Time (min)	Peak Area
Acetaldehyde	0.983	53.061
Methanol	1.067	28.024
Ethanol	1.361	52.271
Acetone	1.524	46.167
Isopropanol	1.619	91.901
n-Propanol	2.440	196.806

Scottsdale Police Department Crime Lab Volatiles Analysis

Sample:	30012020-A	Vial:	7
Description:	0.400	LIMS ID:	
Method:	ethanol quant.M	Sequence:	23Jan24
Instrument:	US14173023 CN14160045	Injection date:	1/23/2024 3:44:04 PM
Data file:	C:\Chem32\1\Data\23Jan24\7.D	Analyst:	Abbott

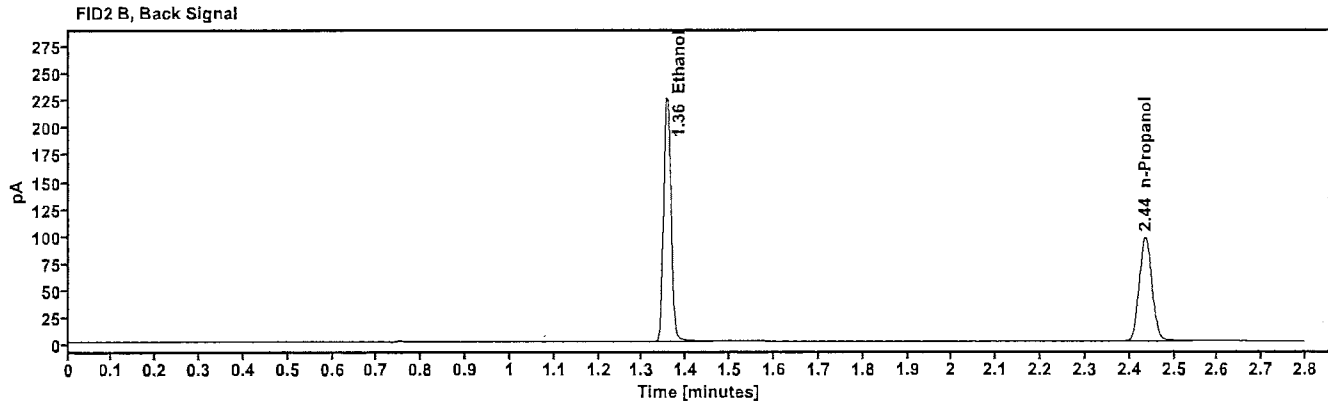
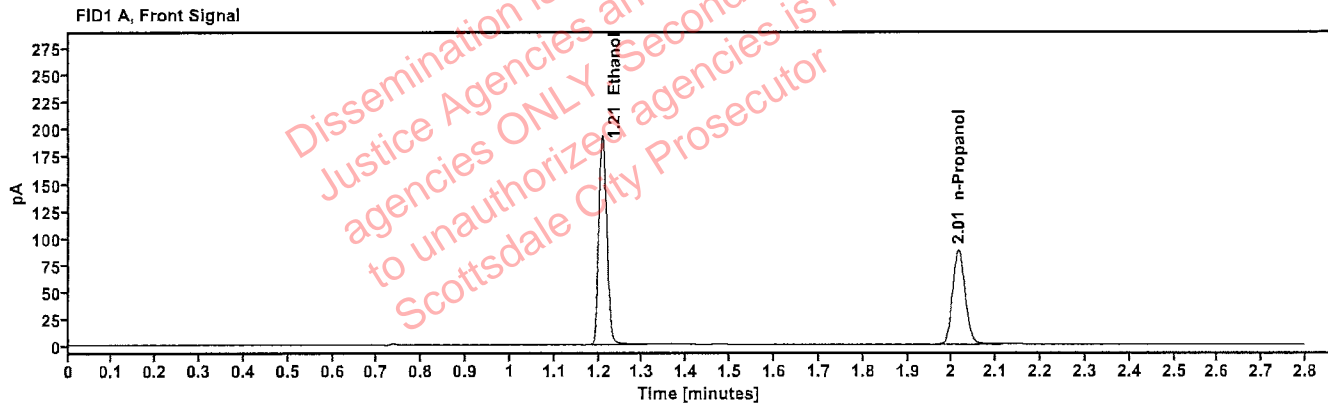


Table 1: FID 1 A (column DB-ALC1)

Compound	Amount (g/100mL)	Time (min)	Peak Area
>Ethanol	0.3992	1.208	244.917
n-Propanol	-----	2.015	173.927

Table 2: FID 2 B (column DB-ALC2)

Compound	Time (min)	Peak Area
Ethanol	1.356	269.958
n-Propanol	2.436	190.207

Scottsdale Police Department Crime Lab Volatiles Analysis

Sample:	14082019-B	Vial:	8
Description:	0.040	LIMS ID:	
Method:	ethanol quant.M	Sequence:	23Jan24
Instrument:	US14173023 CN14160045	Injection date:	1/23/2024 3:48:04 PM
Data file:	C:\Chem32\1\Data\23Jan24\8.D	Analyst:	Abbott JA

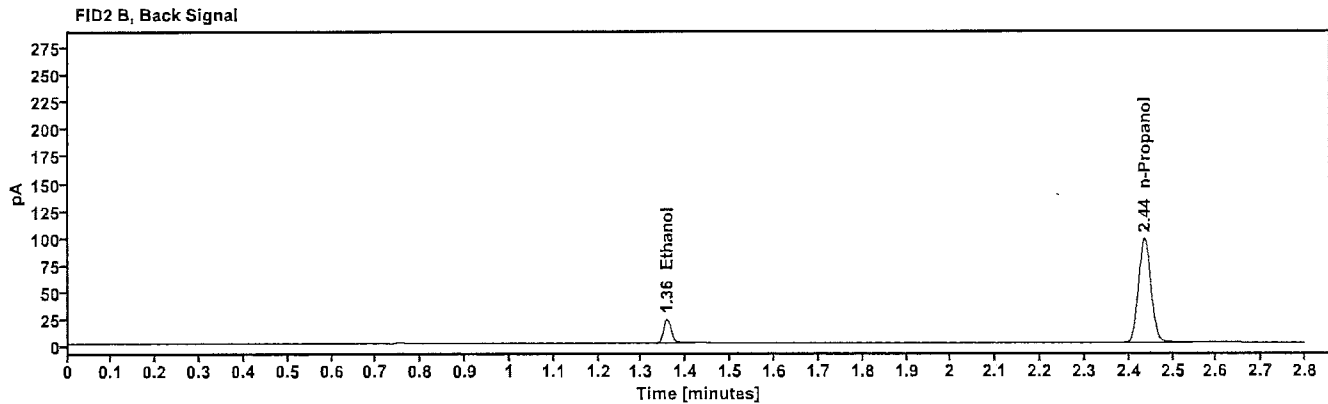
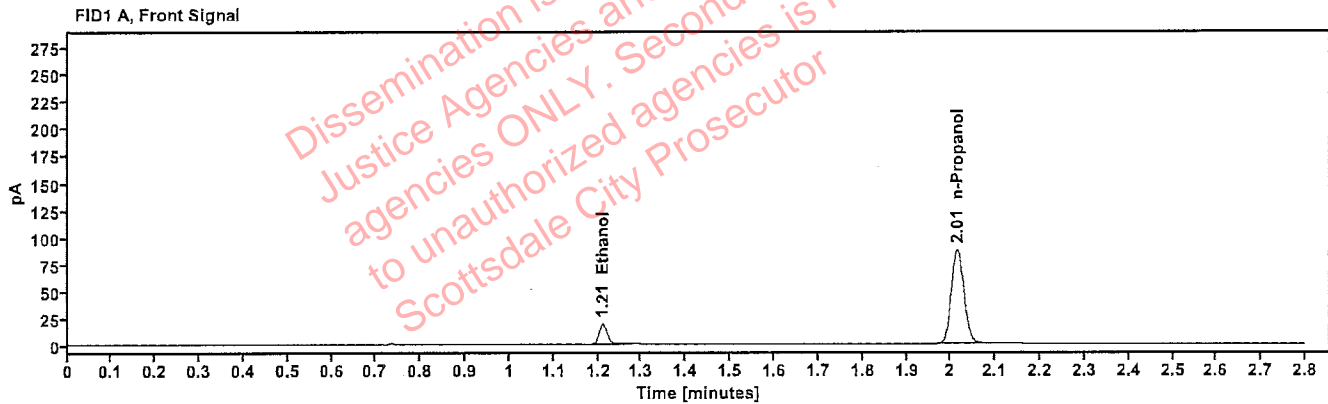


Table 1: FID 1 A (column DB-ALC1)

Compound	Amount (g/100mL)	Time (min)	Peak Area
>Ethanol	0.0399	1.211	24.415
n-Propanol	---	2.015	174.555

Table 2: FID 2 B (column DB-ALC2)

Compound	Time (min)	Peak Area
Ethanol	1.357	26.709
n-Propanol	2.436	191.224

Scottsdale Police Department Crime Lab Volatiles Analysis

Sample: 4110320133/11	Vial: 9
Description: 0.199	LIMS ID:
Method: ethanol quant.M	Sequence: 23Jan24
Instrument: US14173023 CN14160045	Injection date: 1/23/2024 3:52:03 PM
Data file: C:\Chem32\1\Data\23Jan24\9.D	Analyst: Abbott

JA

Dissemination is restricted to Criminal Justice Agencies and authorized agencies ONLY. Secondary dissemination to unauthorized agencies is PROHIBITED. Scottsdale City Prosecutor

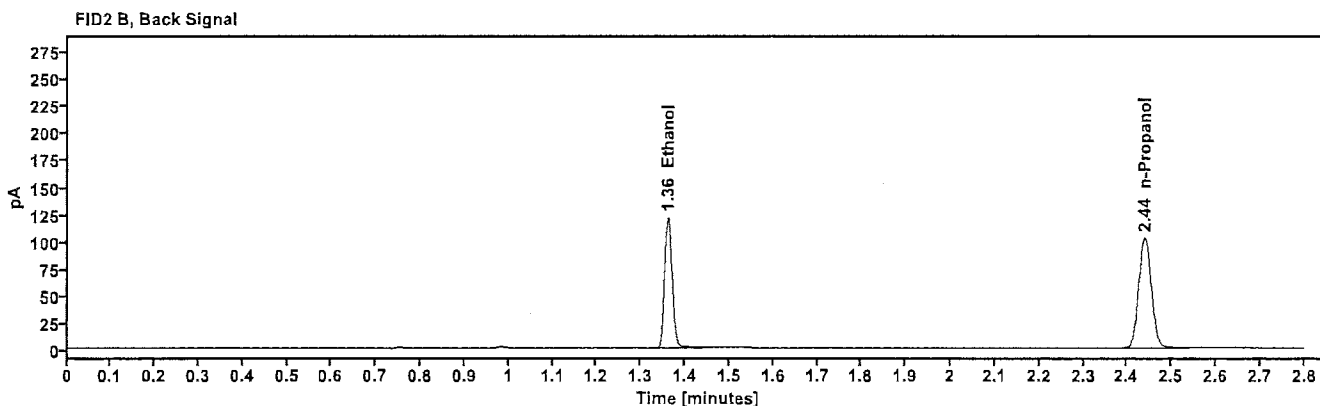
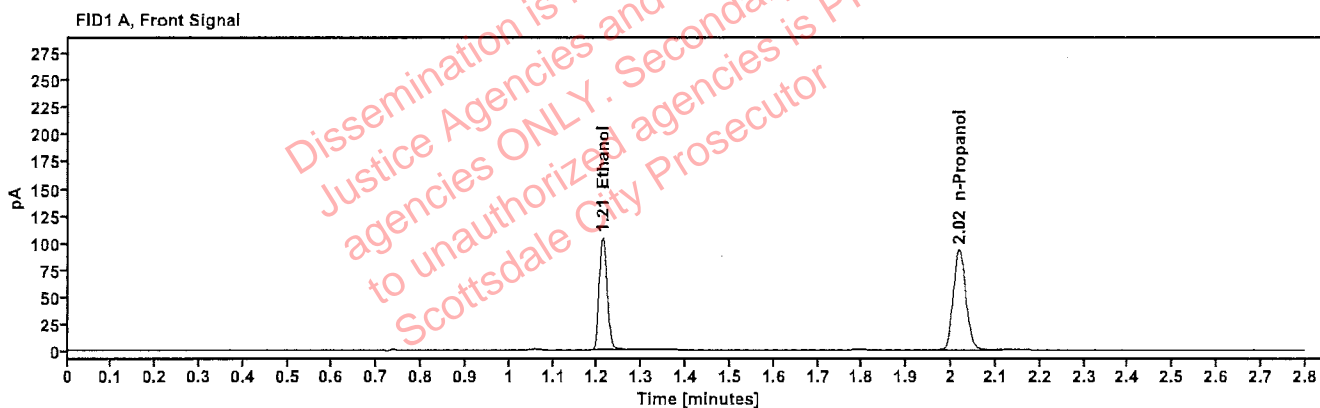


Table 1: FID 1 A (column DB-ALC1)

Compound	Amount (g/100mL)	Time (min)	Peak Area
>Ethanol	0.2036	1.212	132.208
n-Propanol	---	2.018	184.189

Table 2: FID 2 B (column DB-ALC2)

Compound	Time (min)	Peak Area
Ethanol	1.361	145.546
n-Propanol	2.440	201.404

Scottsdale Police Department Crime Lab Volatiles Analysis

Sample:	20012020-B	Vial:	20
Description:	0.080	LIMS ID:	
Method:	ethanol quant.M	Sequence:	23Jan24
Instrument:	US14173023 CN14160045	Injection date:	1/23/2024 4:36:34 PM
Data file:	C:\Chem32\1\Data\23Jan24\20.D	Analyst:	Abbott

JA

Dissemination is restricted to Criminal Justice Agencies and authorized agencies ONLY. Secondary dissemination to unauthorized agencies is PROHIBITED. Scottsdale City Prosecutor

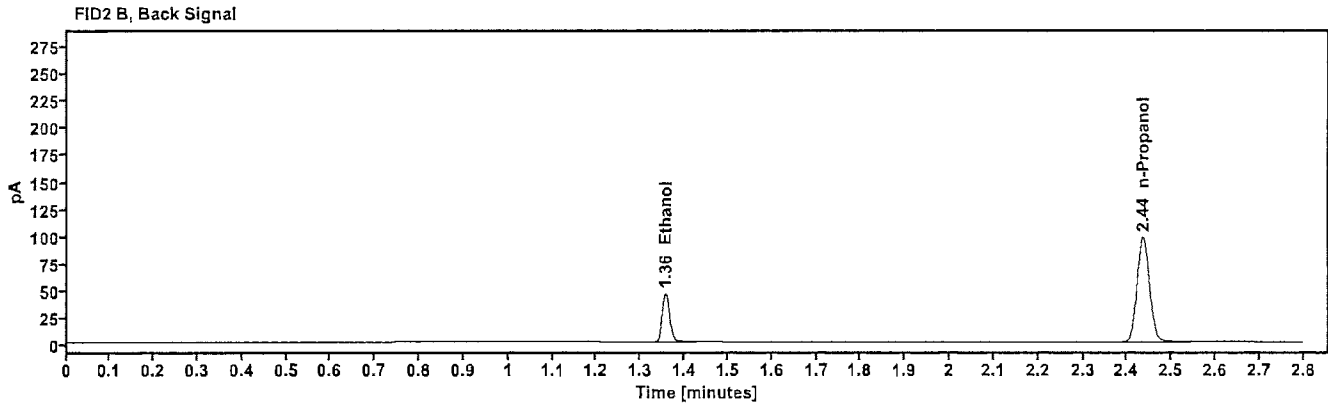
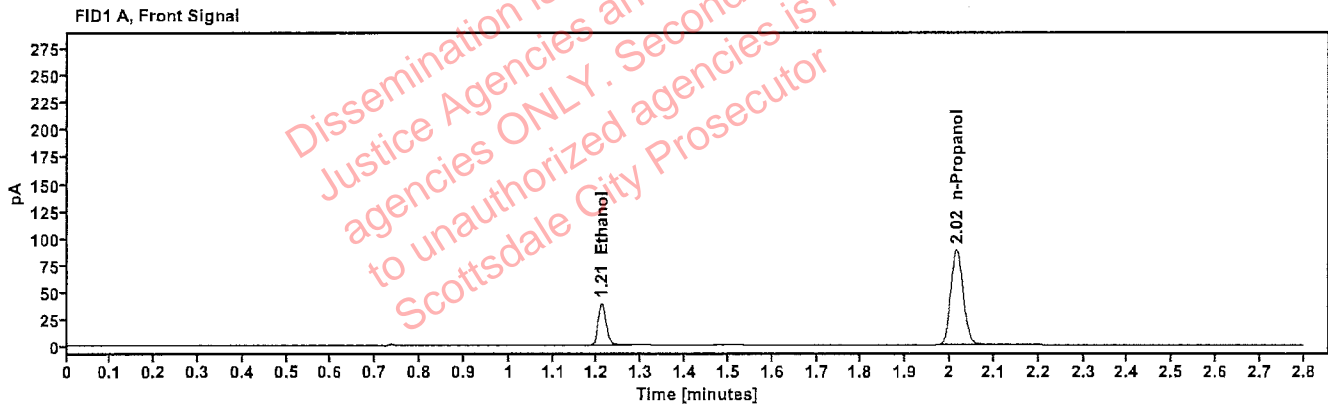


Table 1: FID 1 A (column DB-ALC1)

Compound	Amount (g/100mL)	Time (min)	Peak Area
>Ethanol	0.0791	1.210	48.936
n-Propanol	---	2.015	175.748

Table 2: FID 2 B (column DB-ALC2)

Compound	Time (min)	Peak Area
Ethanol	1.357	53.737
n-Propanol	2.436	191.916

Scottsdale Police Department Crime Lab Volatiles Analysis

Sample:	4110320133/11	Vial:	31
Description:	0.199	LIMS ID:	
Method:	ethanol quant.M	Sequence:	23Jan24
Instrument:	US14173023 CN14160045	Injection date:	1/23/2024 5:21:03 PM
Data file:	C:\Chem32\1\Data\23Jan24\31.D	Analyst:	Abbott JA

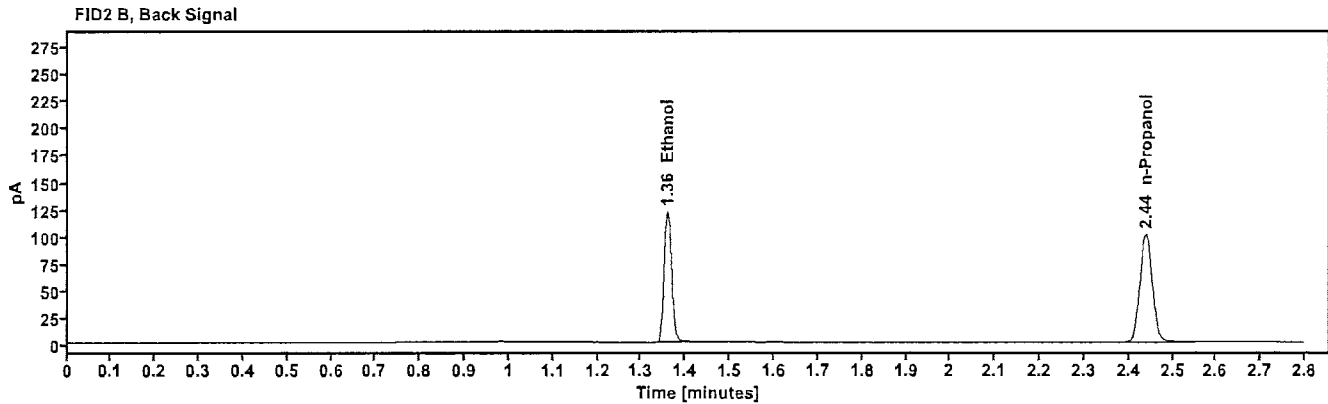
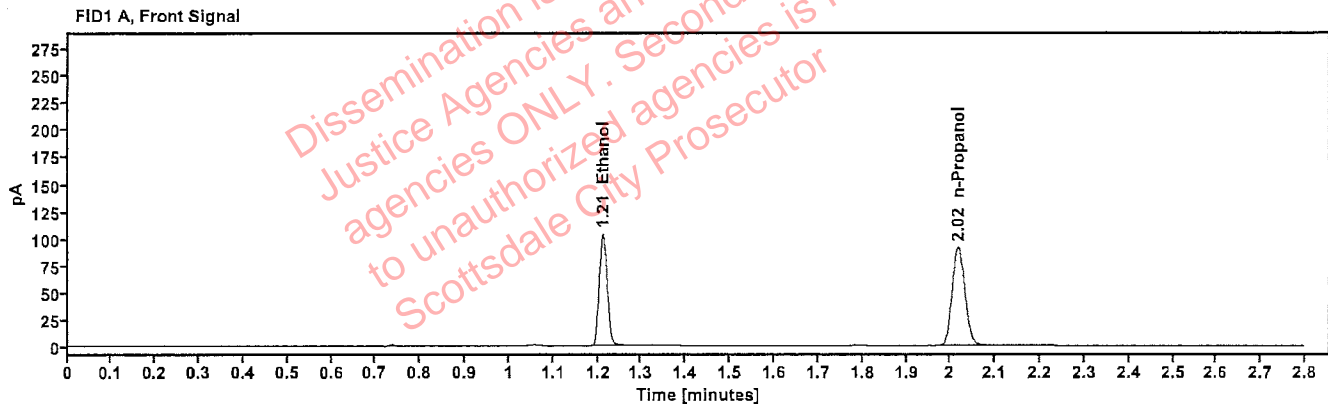


Table 1: FID 1 A (column DB-ALC1)

Compound	Amount (g/100mL)	Time (min)	Peak Area
>Ethanol	0.2071	1.211	132.329
n-Propanol	---	2.017	181.204

Table 2: FID 2 B (column DB-ALC2)

Compound	Time (min)	Peak Area
Ethanol	1.360	145.394
n-Propanol	2.439	197.980

Scottsdale Police Department Crime Lab Volatiles Analysis

Sample: 20012020-B	Vial: 42
Description: 0.080	LIMS ID:
Method: ethanol quant.M	Sequence: 23Jan24
Instrument: US14173023 CN14160045	Injection date: 1/23/2024 6:05:20 PM
Data file: C:\Chem32\1\Data\23Jan24\42.D	Analyst: Abbott

JA

Dissemination is restricted to Criminal Justice Agencies and authorized agencies ONLY. Secondary dissemination to unauthorized agencies is PROHIBITED. Scottsdale City Prosecutor

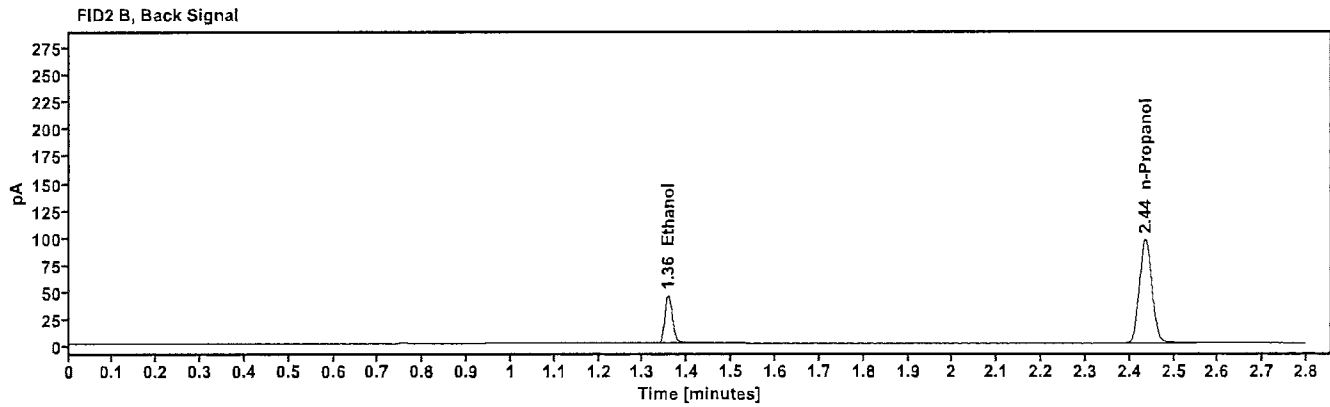
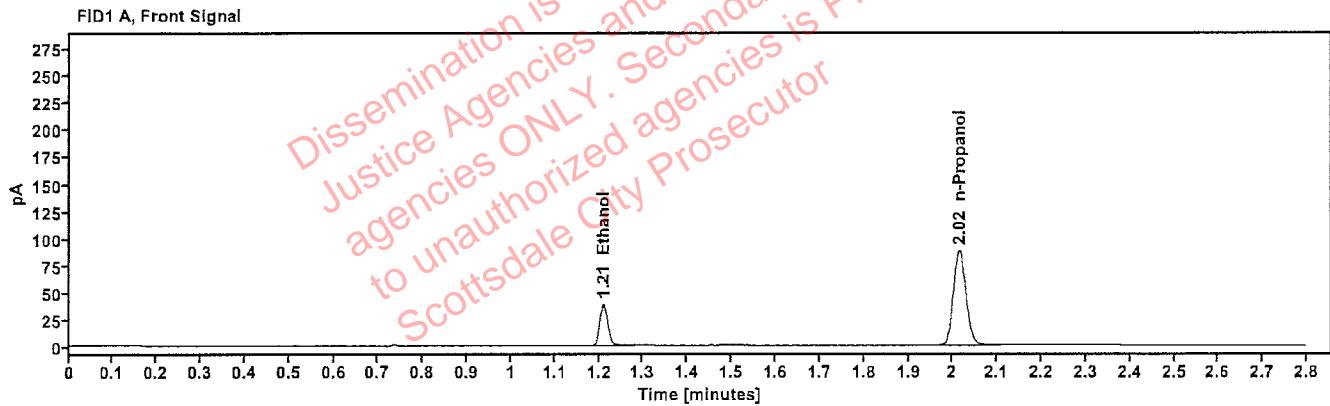


Table 1: FID 1 A (column DB-ALC1)

Compound	Amount (g/100mL)	Time (min)	Peak Area
>Ethanol	0.0797	1.210	48.798
n-Propanol	---	2.015	174.019

Table 2: FID 2 B (column DB-ALC2)

Compound	Time (min)	Peak Area
Ethanol	1.357	53.577
n-Propanol	2.436	190.489

Scottsdale Police Department Crime Lab Volatiles Analysis

Sample:	30012020-A	Vial:	53
Description:	0.400	LIMS ID:	
Method:	ethanol quant.M	Sequence:	23Jan24
Instrument:	US14173023 CN14160045	Injection date:	1/23/2024 6:49:50 PM
Data file:	C:\Chem32\1\Data\23Jan24\53.D	Analyst:	Abbott <i>Abbott</i>

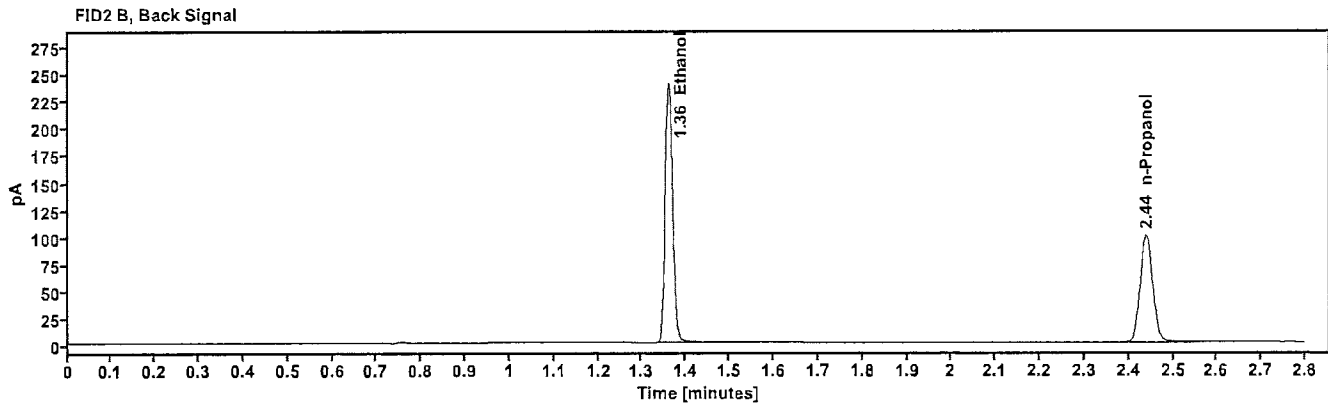
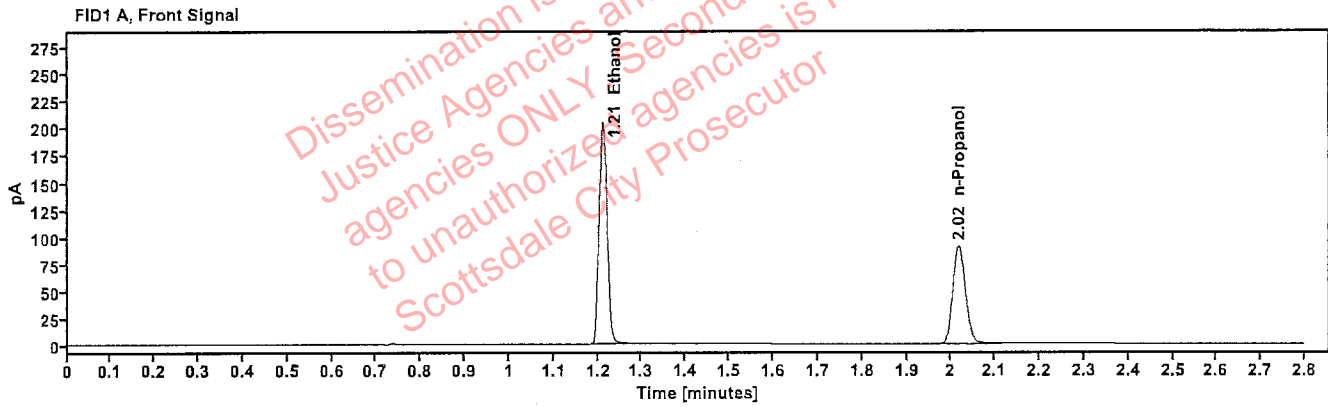


Table 1: FID 1 A (column DB-ALC1)

Compound	Amount (g/100mL)	Time (min)	Peak Area
>Ethanol	0.4118	1.211	262.124
n-Propanol	---	2.018	180.421

Table 2: FID 2 B (column DB-ALC2)

Compound	Time (min)	Peak Area
Ethanol	1.360	288.810
n-Propanol	2.439	197.203

Scottsdale Police Department Crime Lab Volatiles Analysis

Sample:	14082019-B	Vial:	54
Description:	0.040	LIMS ID:	
Method:	ethanol quant.M	Sequence:	23Jan24
Instrument:	US14173023 CN14160045	Injection date:	1/23/2024 6:53:50 PM
Data file:	C:\Chem32\1\Data\23Jan24\54.D	Analyst:	Abbott

Abbott

Dissemination is restricted to Criminal Justice Agencies and authorized agencies ONLY. Secondary dissemination to unauthorized agencies is PROHIBITED. Scottsdale City Prosecutor

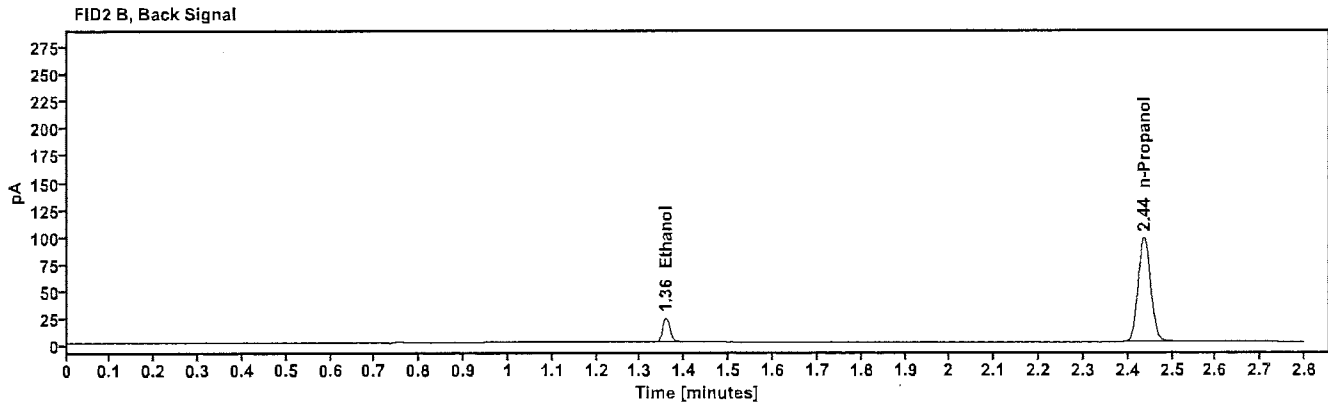
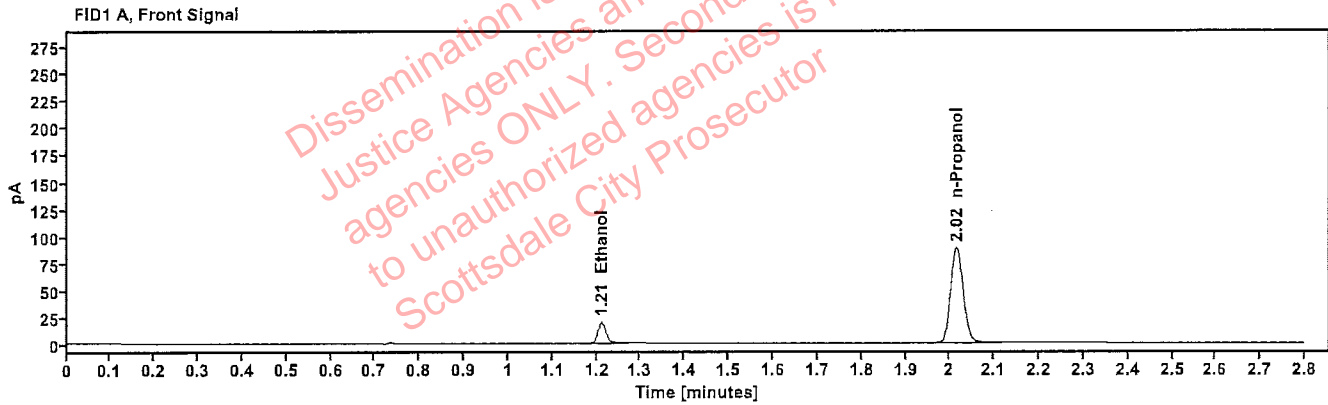


Table 1: FID 1 A (column DB-ALC1)

Compound	Amount (g/100mL)	Time (min)	Peak Area
>Ethanol	0.0404	1.211	24.882
n-Propanol	---	2.015	175.470

Table 2: FID 2 B (column DB-ALC2)

Compound	Time (min)	Peak Area
Ethanol	1.358	27.291
n-Propanol	2.437	191.641

Scottsdale Police Department Crime Lab Volatiles Analysis

Sample: 4110320133/11	Vial: 55
Description: 0.199	LIMS ID:
Method: ethanol quant.M	Sequence: 23Jan24
Instrument: US14173023 CN14160045	Injection date: 1/23/2024 6:58:04 PM
Data file: C:\Chem32\1\Data\23Jan24\55.D	Analyst: Abbott

Abbott

Dissemination is restricted to Criminal Justice Agencies and authorized ONLY. Secondary dissemination to unauthorized agencies is PROHIBITED. Scottsdale City Prosecutor

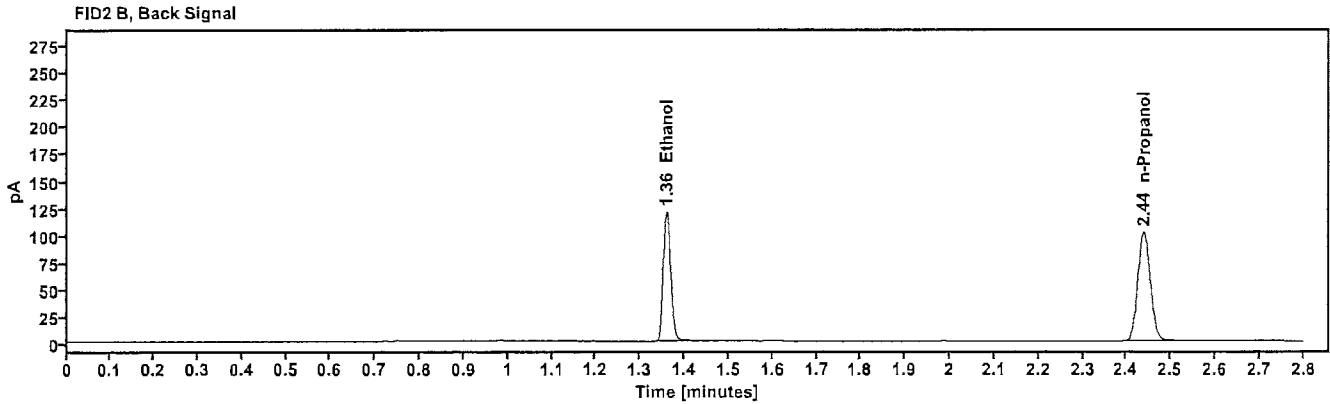
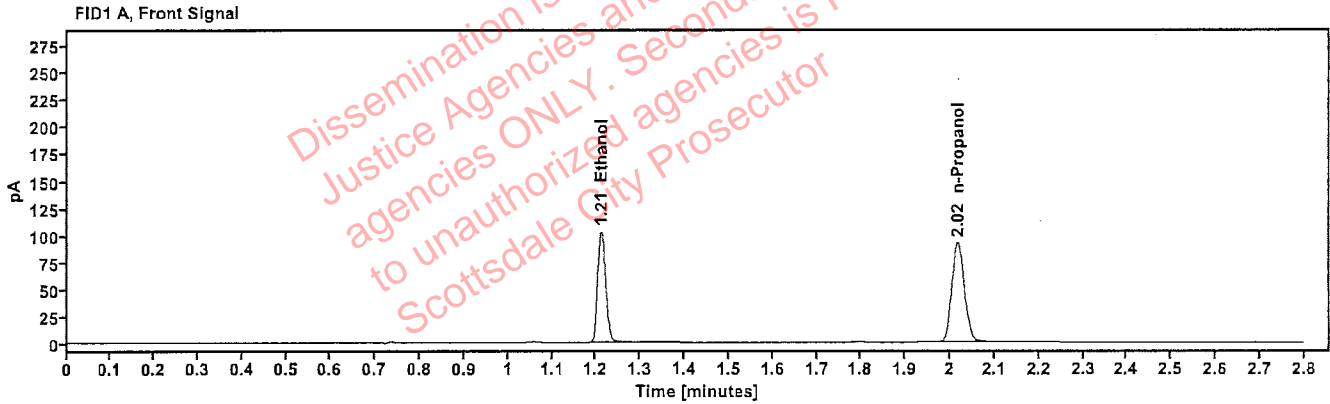


Table 1: FID 1 A (column DB-ALC1)

Compound	Amount (g/100mL)	Time (min)	Peak Area
>Ethanol	0.2028	1.211	131.110
n-Propanol	-----	2.017	183.348

Table 2: FID 2 B (column DB-ALC2)

Compound	Time (min)	Peak Area
Ethanol	1.360	144.074
n-Propanol	2.439	199.743

Scottsdale Police Department Crime Lab Volatiles Analysis

Sample: 010524AQ	Vial: 56
Description: Negative	LIMS ID:
Method: ethanol quant.M	Sequence: 23Jan24
Instrument: US14173023 CN14160045	Injection date: 1/23/2024 7:02:04 PM
Data file: C:\Chem32\1\Data\23Jan24\56.D	Analyst: Abbott

Abbott

Dissemination is restricted to Criminal Justice Agencies and authorized agencies ONLY. Secondary dissemination to unauthorized agencies is PROHIBITED. Scottsdale City Prosecutor

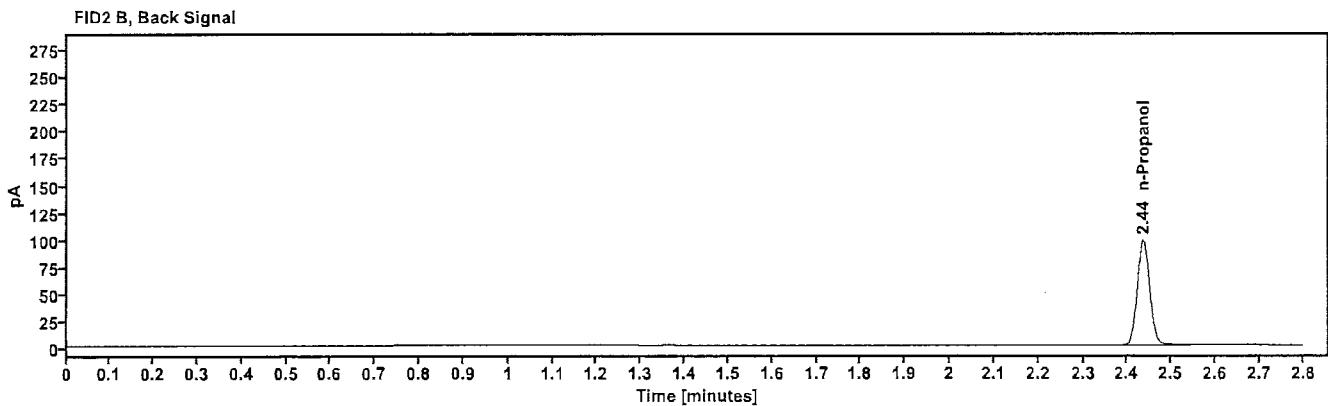
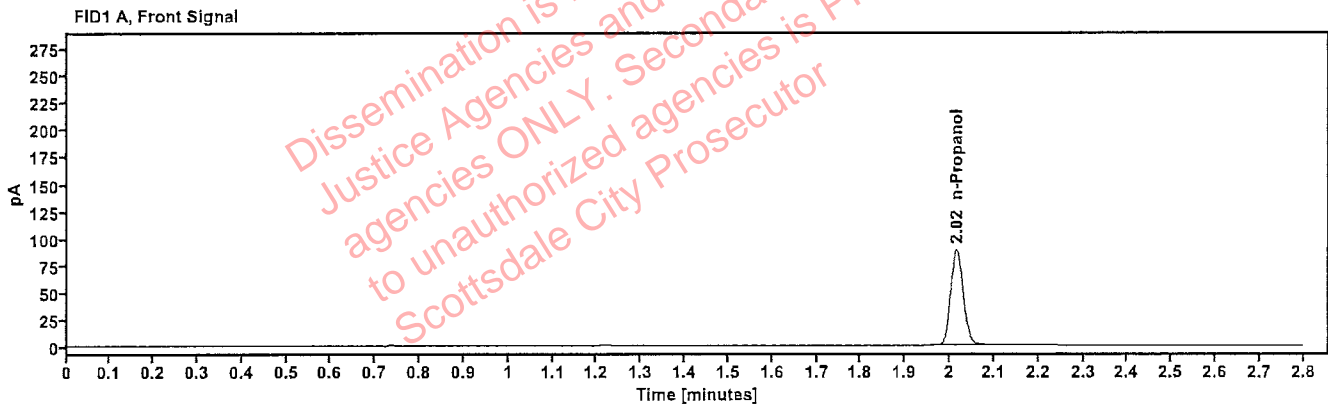


Table 1: FID 1 A (column DB-ALC1)

Compound	Amount (g/100mL)	Time (min)	Peak Area
n-Propanol	-----	2.015	176.122

Table 2: FID 2 B (column DB-ALC2)

Compound	Time (min)	Peak Area
n-Propanol	2.436	191.966

Sequence Summary

Sequence name: 23Jan24 Instrument: US14173023 CN14160045 Analyst: Abbott M

Vial	Sample	Description	Type	LIMS ID	Method
1	FN03122113	0.020 calibrator	Calibration		ethanol quant.M
2	FN03072301	0.100 calibrator	Calibration		ethanol quant.M
3	FN03132302	0.200 calibrator	Calibration		ethanol quant.M
4	FN03052102	0.400 calibrator	Calibration		ethanol quant.M
5	011823WB	Negative	Control		ethanol quant.M
6	050721MIX	Volatiles mix	Control		ethanol quant.M
7	30012020-A	0.400	Control		ethanol quant.M
8	14082019-B	0.040	Control		ethanol quant.M
9	4110320133/11	0.199	Control		ethanol quant.M
10	409-01S.S.				ethanol quant.M
11	409-01S.S.				ethanol quant.M
12	266-01L.M.				ethanol quant.M
13	266-01L.M.				ethanol quant.M
14	353-01C.R.				ethanol quant.M
15	353-01C.R.				ethanol quant.M
16	409-01B.E.				ethanol quant.M
17	409-01B.E.				ethanol quant.M
18	353-01C.H.				ethanol quant.M
19	353-01C.H.				ethanol quant.M
20	20012020-B	0.080	Control		ethanol quant.M
21	266-01A.T.				ethanol quant.M
22	266-01A.T.				ethanol quant.M
23	347-01M.A.				ethanol quant.M
24	347-01M.A.				ethanol quant.M
25	353-01M.B.				ethanol quant.M
26	353-01M.B.				ethanol quant.M
27	347-01Z.G.				ethanol quant.M
28	347-01Z.G.				ethanol quant.M
29	266-01C.M.				ethanol quant.M
30	266-01C.M.				ethanol quant.M
31	4110320133/11	0.199	Control		ethanol quant.M
32	266-01M.P.				ethanol quant.M
33	266-01M.P.				ethanol quant.M
34	409-01A.T.				ethanol quant.M
35	409-01A.T.				ethanol quant.M
36	347-01J.B.				ethanol quant.M
37	347-01J.B.				ethanol quant.M
38	420-01B.H.				ethanol quant.M
39	420-01B.H.				ethanol quant.M
40	334-01J.L.				ethanol quant.M
41	334-01J.L.				ethanol quant.M
42	20012020-B	0.080	Control		ethanol quant.M
43	2400511-3				ethanol quant.M
44	2400511-3				ethanol quant.M
45	2400539-1				ethanol quant.M
46	2400539-1				ethanol quant.M
47	2400614-1				ethanol quant.M

Dissemination is restricted to Criminal Justice Agencies and authorized agencies ONLY. Secondary dissemination to unauthorized agencies is PROHIBITED. Scottsdale City Prosecutor

Sequence Summary

48	2400614-1				ethanol quant.M
49	2400698-1				ethanol quant.M
50	2400698-1				ethanol quant.M
51	2325857-1				ethanol quant.M
52	2325857-1				ethanol quant.M
53	30012020-A		0.400	Control	ethanol quant.M
54	14082019-B		0.040	Control	ethanol quant.M
55	4110320133/11		0.199	Control	ethanol quant.M
56	010524AQ		Negative	Control	ethanol quant.M

Dissemination is restricted to Criminal Justice Agencies and authorized agencies ONLY. Secondary dissemination to unauthorized agencies is PROHIBITED. Scottsdale City Prosecutor

Scottsdale Police Department Crime Laboratory Summary of Cases



SEQUENCE NAME: 23Jan24

ANALYST: Abbott

Vials	Test 1 (g/dL)	Test 2 (g/dL)	Mean (g/dL)	Percent Difference*	Absolute Difference (g/dL)*
10 11	0.0065	0.0065	0.00650	0.00	0.00000
12 13	0.2267	0.2285	0.22760	0.40	0.00090
14 15	0.0886	0.0880	0.08830	0.34	0.00030
16 17	0.0761	0.0757	0.07590	0.26	0.00020
18 19	0.1379	0.1380	0.13795	0.04	0.00005
21 22	0.2384	0.2355	0.23695	0.61	0.00145
23 24	0.1586	0.1573	0.15795	0.41	0.00065
25 26	0.1314	0.1306	0.13100	0.31	0.00040
27 28	0.1960	0.1956	0.19580	0.10	0.00020
29 30	0.0380	0.0379	0.03795	0.13	0.00005
32 33	0.0000	0.0000	0.00000	0.00	0.00000
34 35	0.0750	0.0758	0.07540	0.53	0.00040
36 37	0.1075	0.1072	0.10735	0.14	0.00015
38 39	0.1139	0.1146	0.11425	0.31	0.00035
40 41	0.1202	0.1203	0.12025	0.04	0.00005
43 44	0.3154	0.3166	0.31600	0.19	0.00060
45 46	0.2399	0.2431	0.24150	0.66	0.00160
47 48	0.1531	0.1521	0.15260	0.33	0.00050
49 50	0.1709	0.1697	0.17030	0.35	0.00060
51 52	0.2356	0.2363	0.23595	0.15	0.00035

*Calculated differences are differences from the mean of the two results.

Scottsdale Police Department Crime Lab Volatiles Analysis

Sample:	409-01S.S.	Vial:	10
Description:		LIMS ID:	
Method:	ethanol quant.M	Sequence:	23Jan24
Instrument:	US14173023 CN14160045	Injection date:	1/23/2024 3:56:04 PM
Data file:	C:\Chem32\1\Data\23Jan24\10.D	Analyst:	Abbott

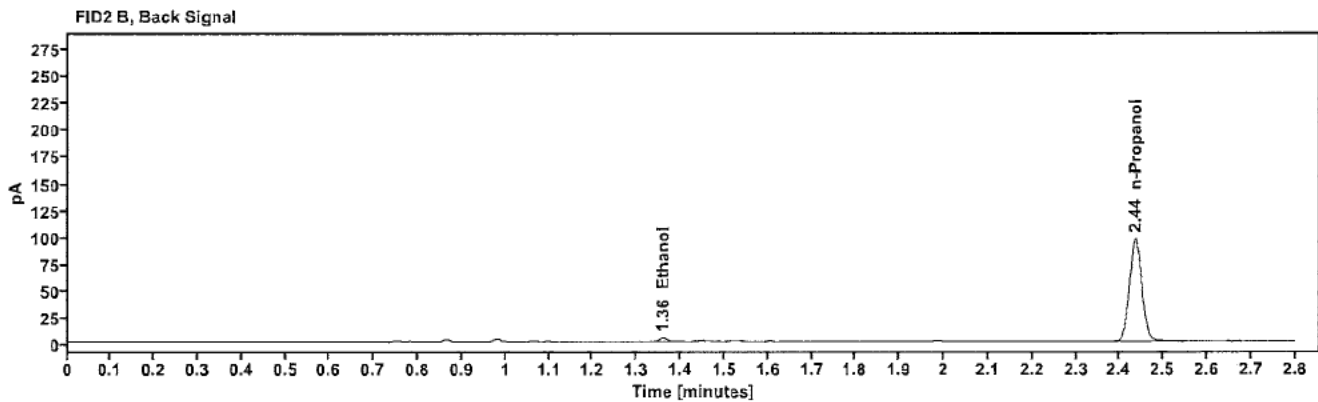
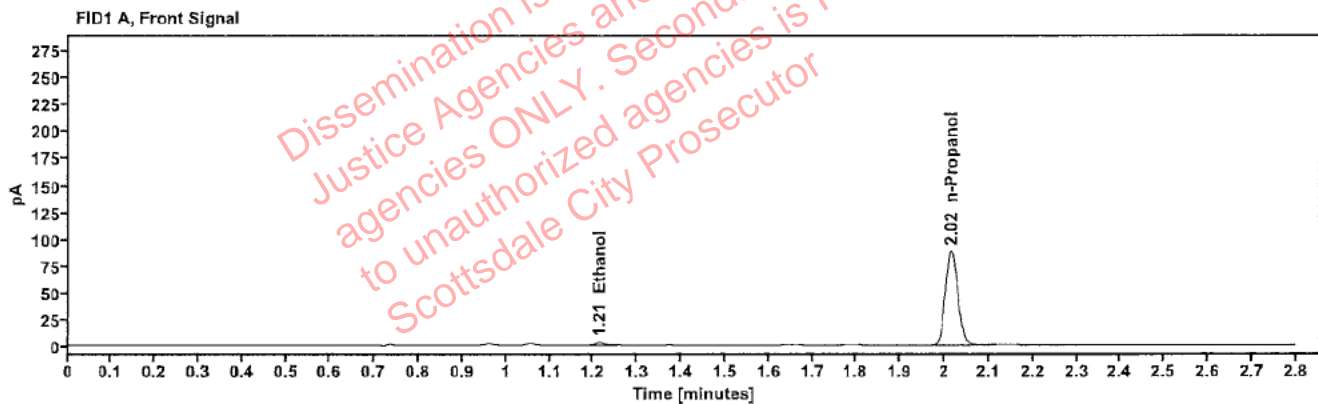


Table 1: FID 1 A (column DB-ALC1)

Compound	Amount (g/100mL)	Time (min)	Peak Area
>Ethanol	0.0065	1.213	3.854
n-Propanol	-----	2.015	174.719

Table 2: FID 2 B (column DB-ALC2)

Compound	Time (min)	Peak Area
Ethanol	1.359	4.234
n-Propanol	2.436	191.320

Scottsdale Police Department Crime Lab Volatiles Analysis

Sample:	409-01S.S.	Vial:	11
Description:		LIMS ID:	
Method:	ethanol quant.M	Sequence:	23Jan24
Instrument:	US14173023 CN14160045	Injection date:	1/23/2024 4:00:03 PM
Data file:	C:\Chem32\1\Data\23Jan24\11.D	Analyst:	Abbott

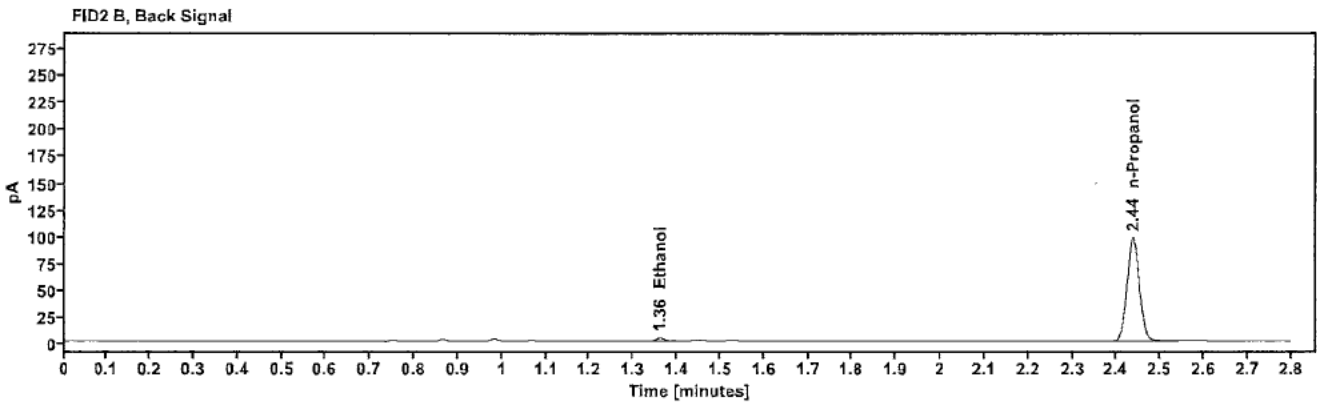
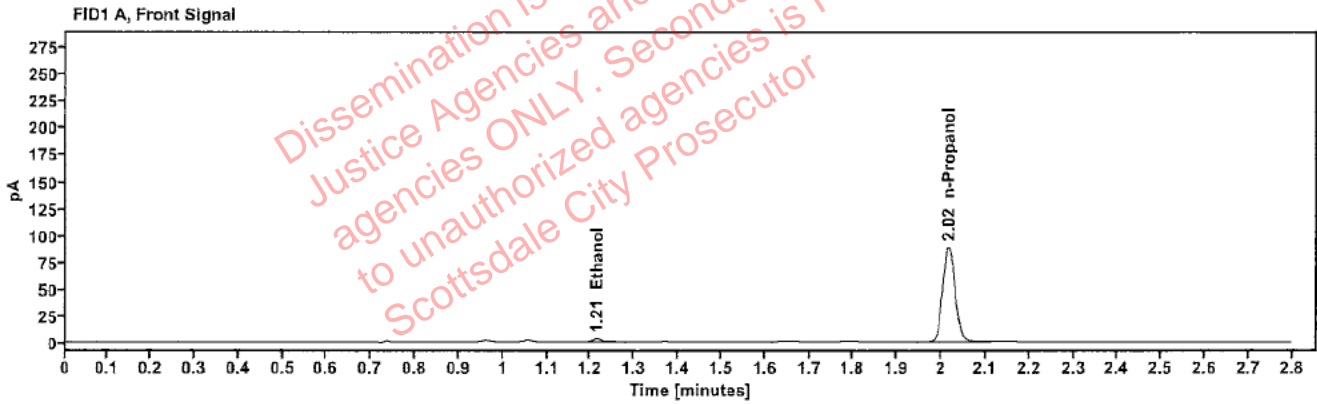


Table 1: FID 1 A (column DB-ALC1)

Compound	Amount (g/100mL)	Time (min)	Peak Area
>Ethanol	0.0065	1.214	3.893
n-Propanol	---	2.016	175.788

Table 2: FID 2 B (column DB-ALC2)

Compound	Time (min)	Peak Area
Ethanol	1.361	4.282
n-Propanol	2.437	192.429

Scottsdale Police Department Crime Lab Volatiles Analysis

Sample:	266-01L.M.	Vial:	12
Description:	[REDACTED]	LIMS ID:	[REDACTED]
Method:	ethanol quant.M	Sequence:	23Jan24
Instrument:	US14173023 CN14160045	Injection date:	1/23/2024 4:04:03 PM
Data file:	C:\Chem32\1\Data\23Jan24\12.D	Analyst:	Abbott

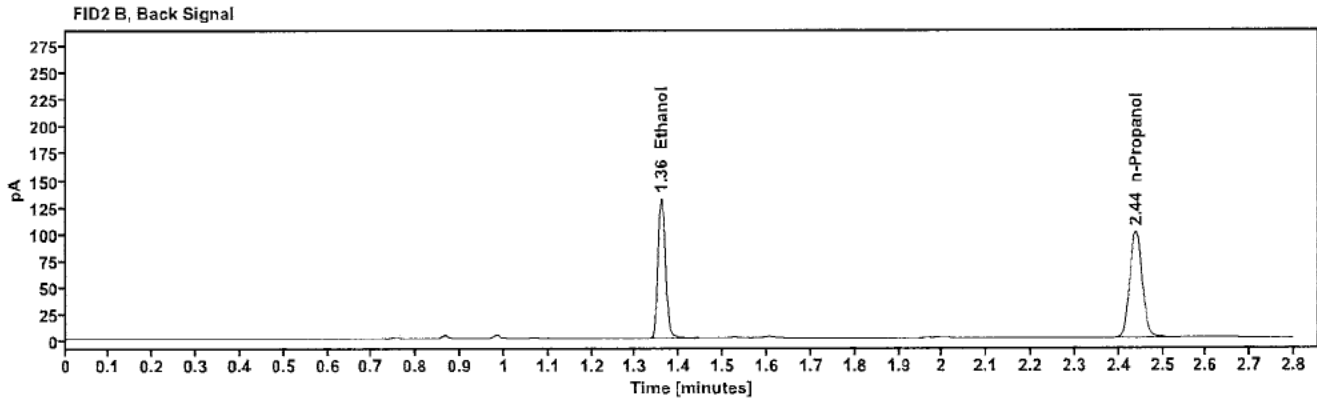
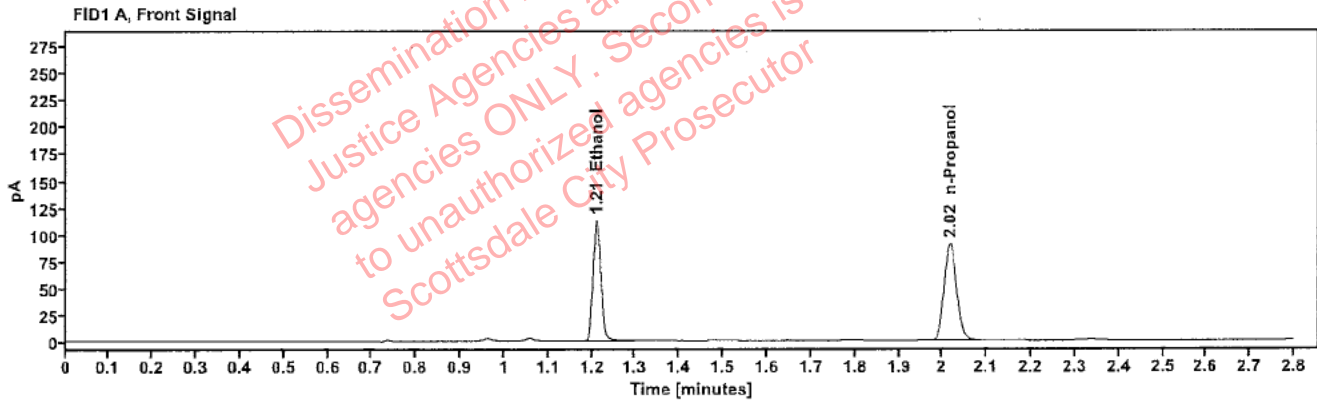


Table 1: FID 1 A (column DB-ALC1)

Compound	Amount (g/100mL)	Time (min)	Peak Area
>Ethanol	0.2267	1.211	143.009
n-Propanol	---	2.017	178.915

Table 2: FID 2 B (column DB-ALC2)

Compound	Time (min)	Peak Area
Ethanol	1.359	157.552
n-Propanol	2.438	196.126

Scottsdale Police Department Crime Lab Volatiles Analysis

Sample:	266-01L.M.	Vial:	13
Description:	[REDACTED]	LIMS ID:	[REDACTED]
Method:	ethanol quant.M	Sequence:	23Jan24
Instrument:	US14173023 CN14160045	Injection date:	1/23/2024 4:08:19 PM
Data file:	C:\Chem32\1\Data\23Jan24\13.D	Analyst:	Abbott

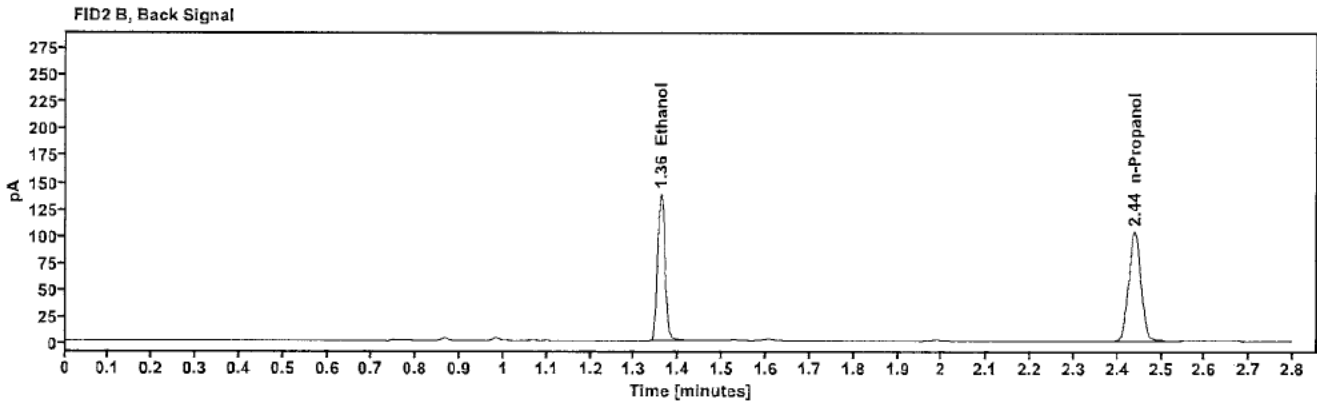
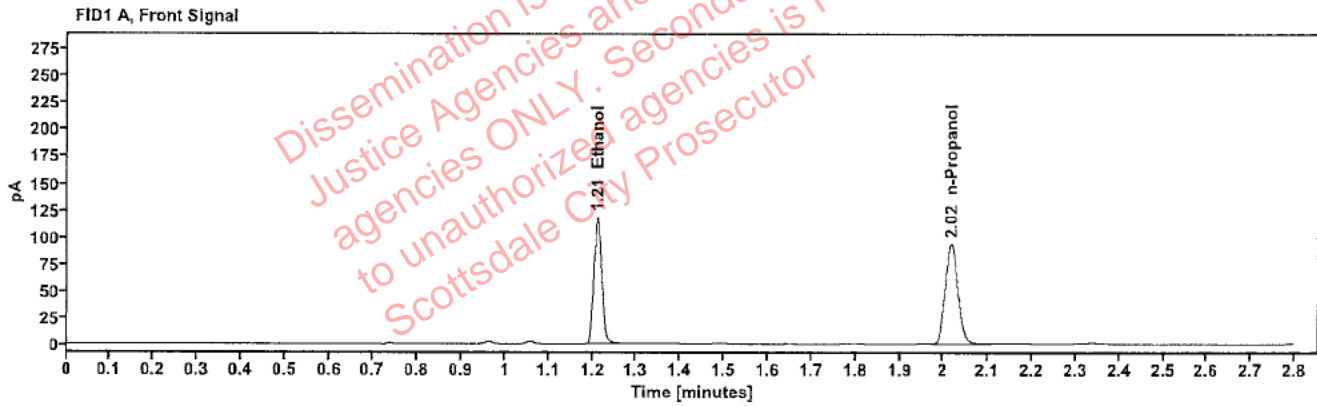


Table 1: FID 1 A (column DB-ALC1)

Compound	Amount (g/100mL)	Time (min)	Peak Area
>Ethanol	0.2285	1.211	150.461
n-Propanol	-----	2.017	186.712

Table 2: FID 2 B (column DB-ALC2)

Compound	Time (min)	Peak Area
Ethanol	1.360	165.387
n-Propanol	2.439	203.477

: Abbott, Lori - (24-Jan-2024)

Case: User: LAbbott 1/24/2024

Scottsdale Police Department Crime Lab Volatiles Analysis

Sample:	353-01C.R.	Vial:	14
Description:		LIMS ID:	
Method:	ethanol quant.M	Sequence:	23Jan24
Instrument:	US14173023 CN14160045	Injection date:	1/23/2024 4:12:18 PM
Data file:	C:\Chem32\1\Data\23Jan24\14.D	Analyst:	Abbott

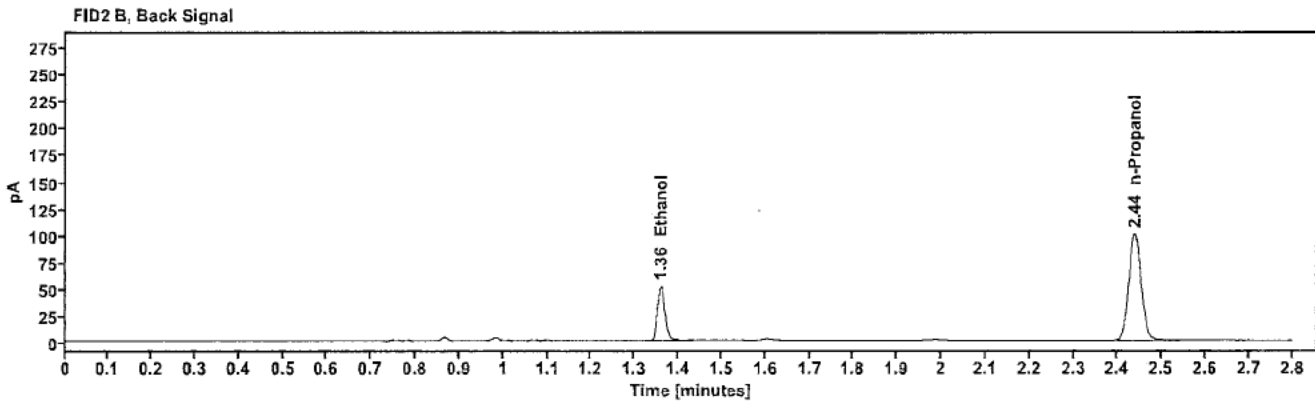
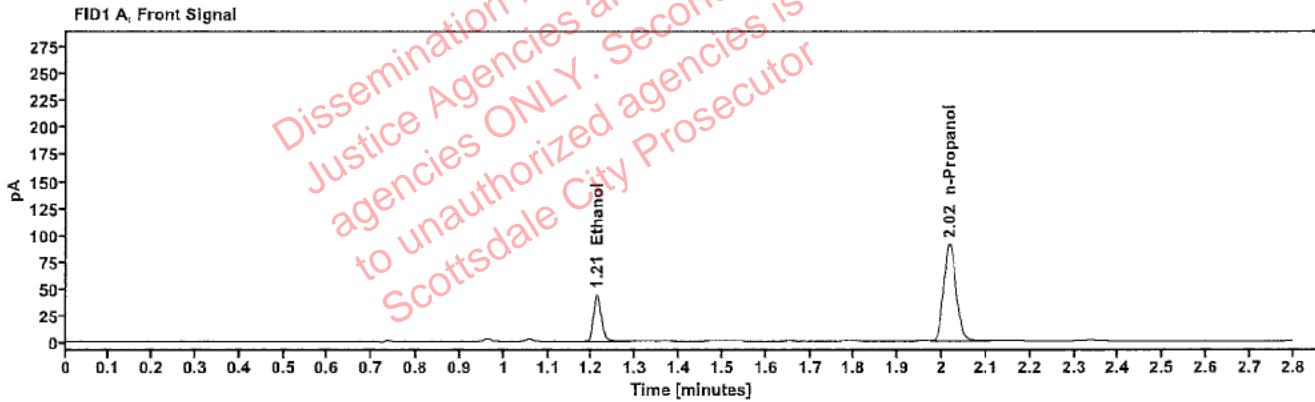


Table 1: FID 1 A (column DB-ALC1)

Compound	Amount (g/100mL)	Time (min)	Peak Area
>Ethanol	0.0886	1.212	56.420
n-Propanol	-----	2.017	180.810

Table 2: FID 2 B (column DB-ALC2)

Compound	Time (min)	Peak Area
Ethanol	1.360	62.037
n-Propanol	2.438	197.112

Scottsdale Police Department Crime Lab Volatiles Analysis

Sample:	353-01C.R.	Vial:	15
Description:	[REDACTED]	LIMS ID:	[REDACTED]
Method:	ethanol quant.M	Sequence:	23Jan24
Instrument:	US14173023 CN14160045	Injection date:	1/23/2024 4:16:19 PM
Data file:	C:\Chem32\1\Data\23Jan24\15.D	Analyst:	Abbott

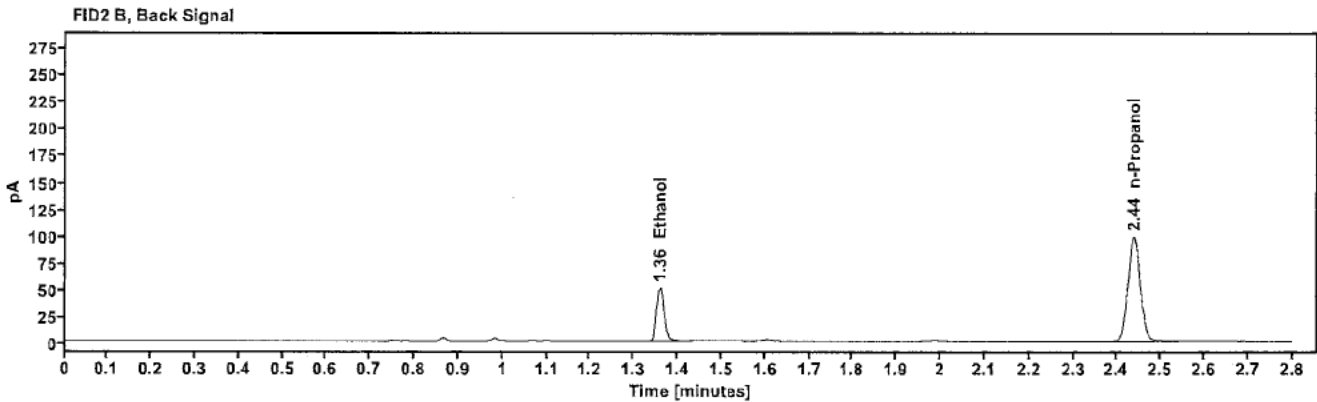
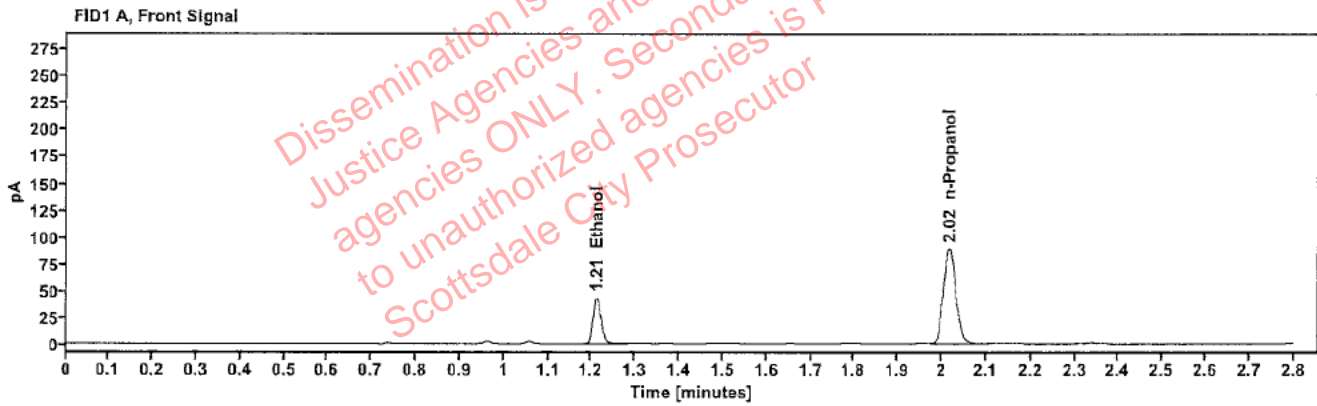


Table 1: FID 1 A (column DB-ALC1)

Compound	Amount (g/100mL)	Time (min)	Peak Area
>Ethanol	0.0880	1.212	55.205
n-Propanol	---	2.017	178.244

Table 2: FID 2 B (column DB-ALC2)

Compound	Time (min)	Peak Area
Ethanol	1.359	60.746
n-Propanol	2.438	194.483

Scottsdale Police Department Crime Lab Volatiles Analysis

Sample:	409-01B.E.	Vial:	16
Description:	[REDACTED]	LIMS ID:	[REDACTED]
Method:	ethanol quant.M	Sequence:	23Jan24
Instrument:	US14173023 CN14160045	Injection date:	1/23/2024 4:20:19 PM
Data file:	C:\Chem32\1\Data\23Jan24\16.D	Analyst:	Abbott

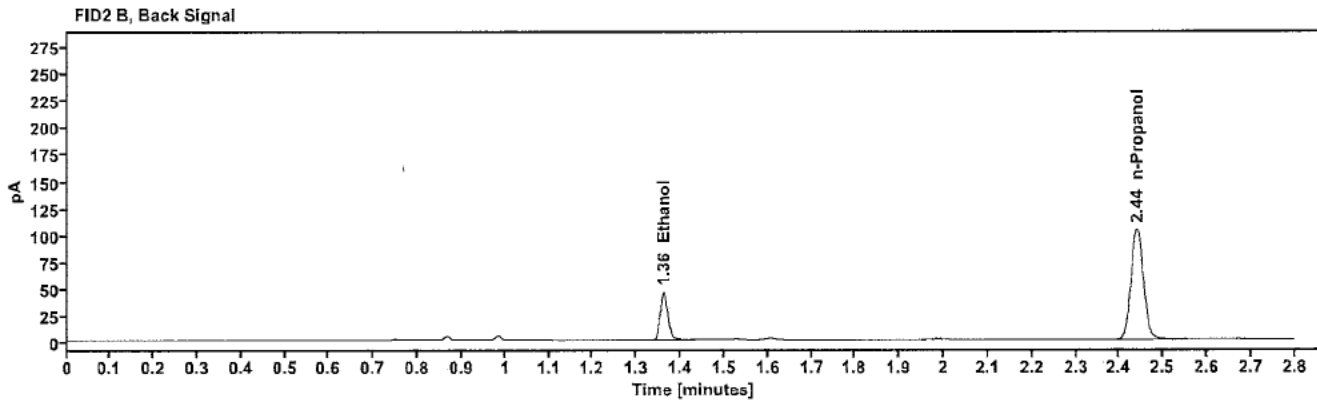
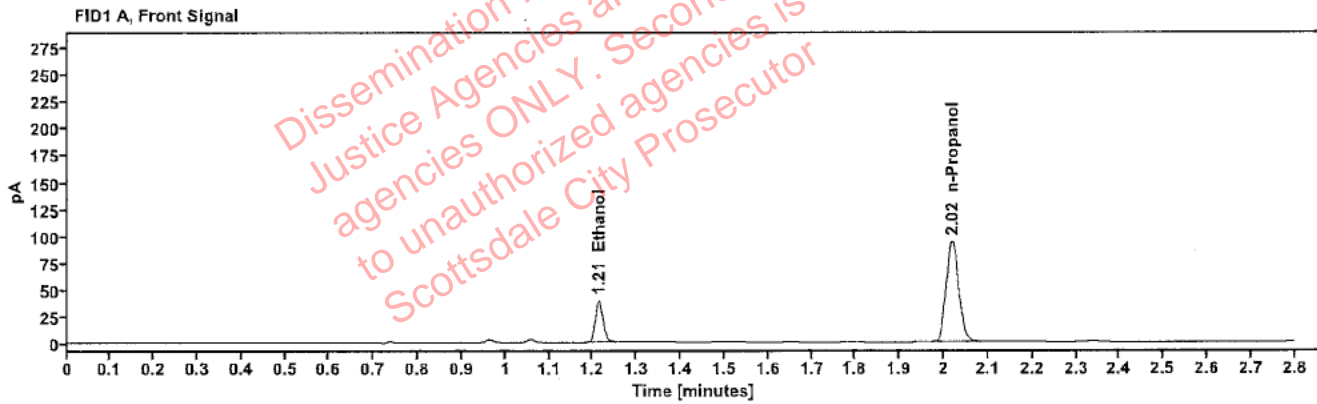


Table 1: FID 1 A (column DB-ALC1)

Compound	Amount (g/100mL)	Time (min)	Peak Area
>Ethanol	0.0761	1.213	50.102
n-Propanol	-----	2.018	187.022

Table 2: FID 2 B (column DB-ALC2)

Compound	Time (min)	Peak Area
Ethanol	1.361	55.287
n-Propanol	2.440	204.978

Scottsdale Police Department Crime Lab Volatiles Analysis

Sample:	409-01B.E.	Vial:	17
Description:	[REDACTED]	LIMS ID:	[REDACTED]
Method:	ethanol quant.M	Sequence:	23Jan24
Instrument:	US14173023 CN14160045	Injection date:	1/23/2024 4:24:19 PM
Data file:	C:\Chem32\1\Data\23Jan24\17.D	Analyst:	Abbott

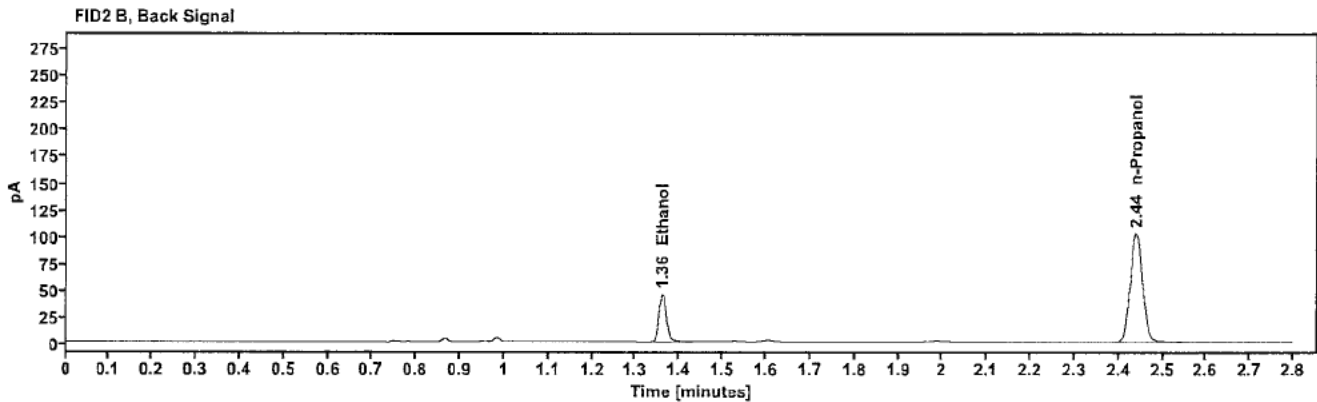
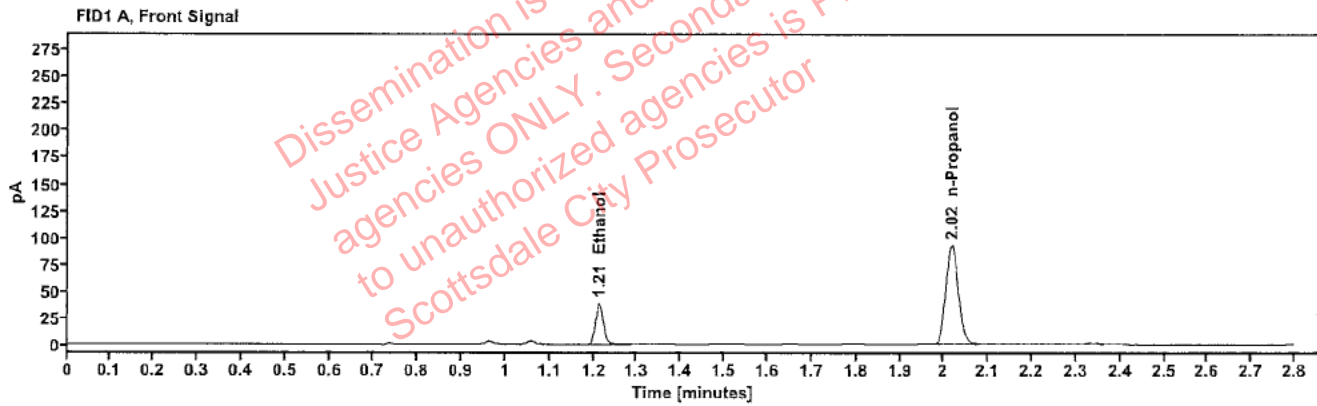


Table 1: FID 1 A (column DB-ALC1)

Compound	Amount (g/100mL)	Time (min)	Peak Area
>Ethanol	0.0757	1.212	49.139
n-Propanol	-----	2.018	184.394

Table 2: FID 2 B (column DB-ALC2)

Compound	Time (min)	Peak Area
Ethanol	1.361	54.331
n-Propanol	2.439	201.339

Scottsdale Police Department Crime Lab Volatiles Analysis

Sample:	353-01C.H.	Vial:	18
Description:	[REDACTED]	LIMS ID:	[REDACTED]
Method:	ethanol quant.M	Sequence:	23Jan24
Instrument:	US14173023 CN14160045	Injection date:	1/23/2024 4:28:18 PM
Data file:	C:\Chem32\1\Data\23Jan24\18.D	Analyst:	Abbott

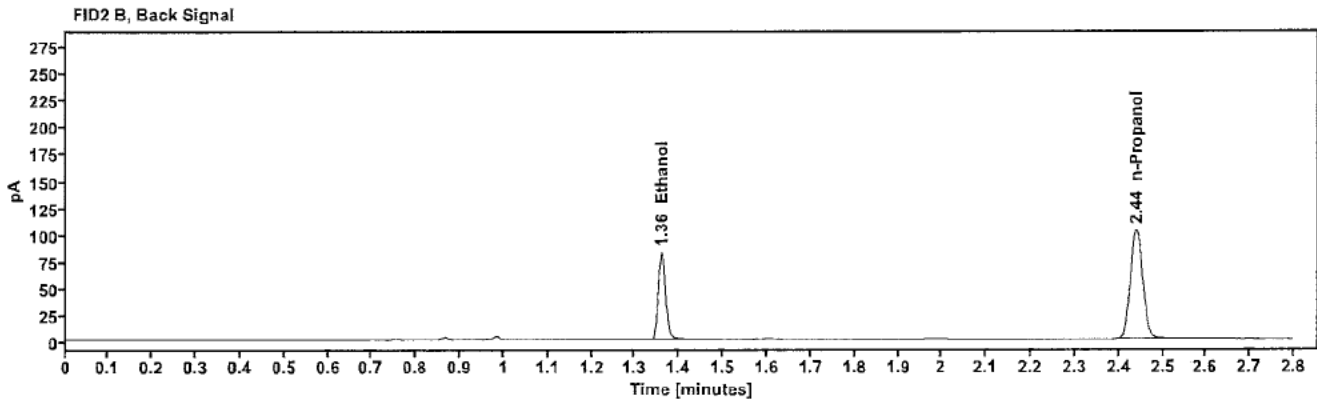
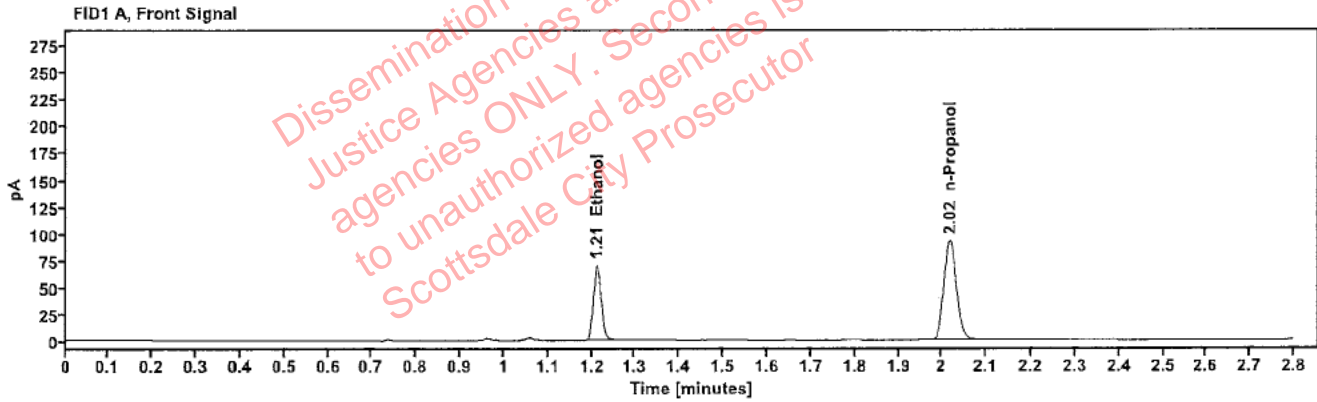


Table 1: FID 1 A (column DB-ALC1)

Compound	Amount (g/100mL)	Time (min)	Peak Area
>Ethanol	0.1379	1.212	89.536
n-Propanol	---	2.018	184.207

Table 2: FID 2 B (column DB-ALC2)

Compound	Time (min)	Peak Area
Ethanol	1.360	98.572
n-Propanol	2.440	201.786

Scottsdale Police Department Crime Lab Volatiles Analysis

Sample:	353-01C.H.	Vial:	19
Description:	[REDACTED]	LIMS ID:	[REDACTED]
Method:	ethanol quant.M	Sequence:	23Jan24
Instrument:	US14173023 CN14160045	Injection date:	1/23/2024 4:32:33 PM
Data file:	C:\Chem32\1\Data\23Jan24\19.D	Analyst:	Abbott

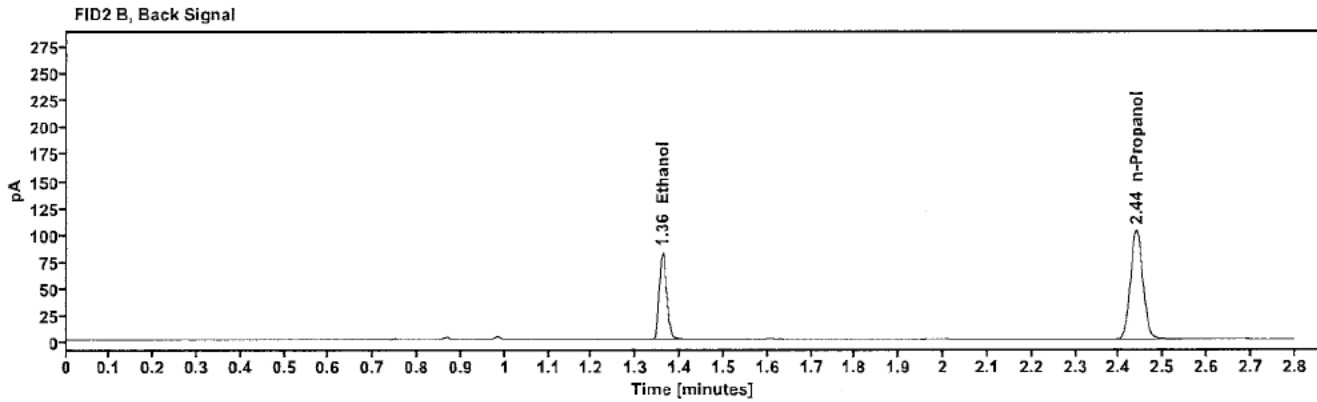
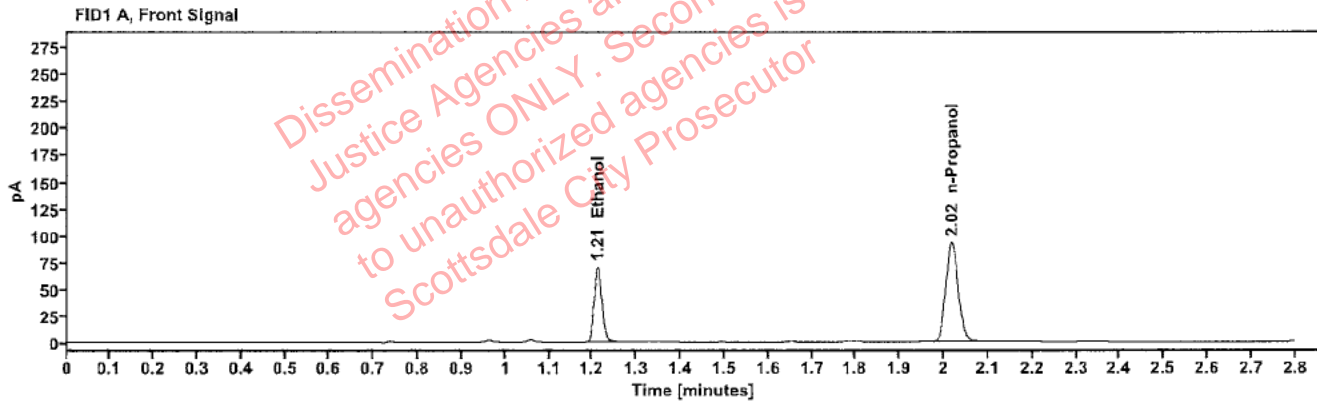


Table 1: FID 1 A (column DB-ALC1)

Compound	Amount (g/100mL)	Time (min)	Peak Area
>Ethanol	0.1380	1.212	89.618
n-Propanol	—	2.017	184.289

Table 2: FID 2 B (column DB-ALC2)

Compound	Time (min)	Peak Area
Ethanol	1.360	98.367
n-Propanol	2.439	201.864

Scottsdale Police Department Crime Lab Volatiles Analysis

Sample:	266-01A.T.	Vial:	21
Description:	[REDACTED]	LIMS ID:	[REDACTED]
Method:	ethanol quant.M	Sequence:	23Jan24
Instrument:	US14173023 CN14160045	Injection date:	1/23/2024 4:40:34 PM
Data file:	C:\Chem32\1\Data\23Jan24\21.D	Analyst:	Abbott

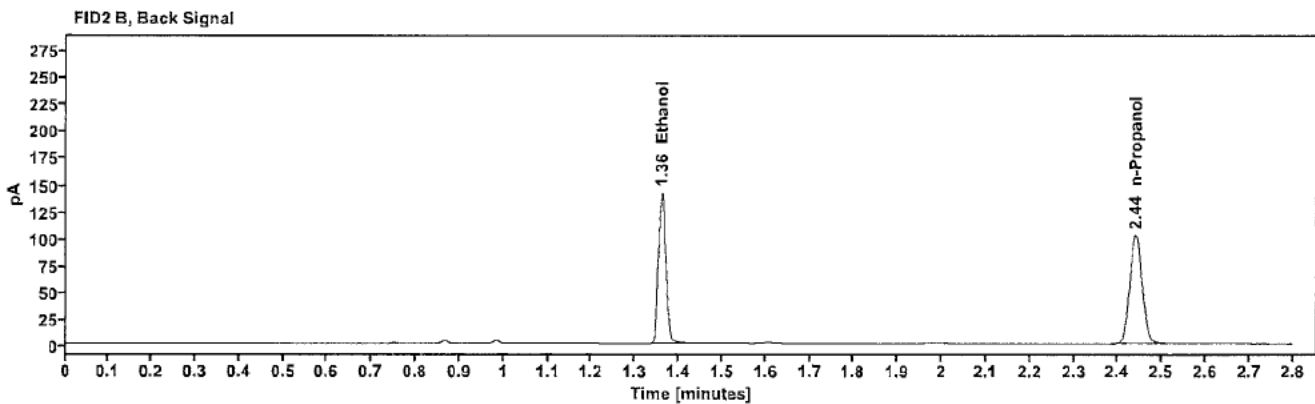
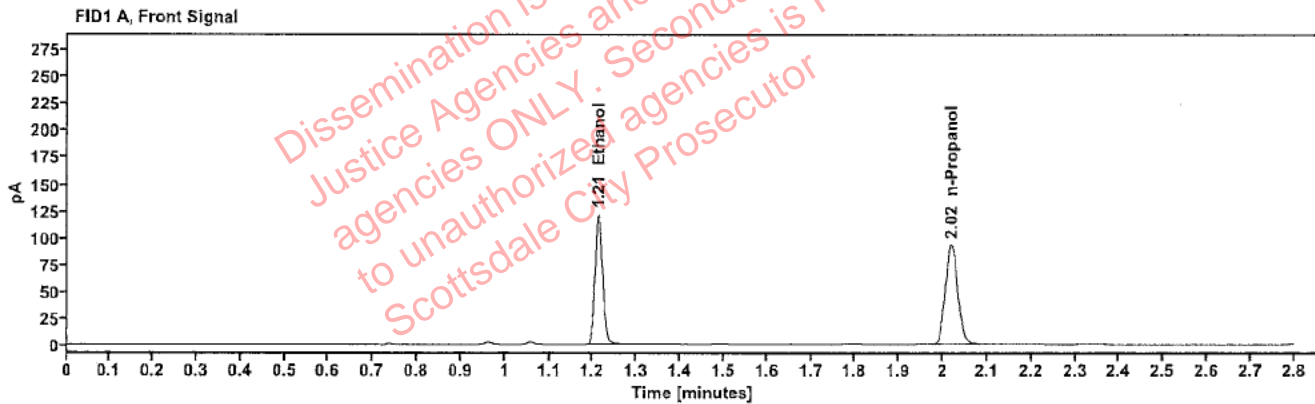


Table 1: FID 1 A (column DB-ALC1)

Compound	Amount (g/100mL)	Time (min)	Peak Area
>Ethanol	0.2384	1.212	155.386
n-Propanol	----	2.018	184.828

Table 2: FID 2 B (column DB-ALC2)

Compound	Time (min)	Peak Area
Ethanol	1.361	170.972
n-Propanol	2.440	202.261

Scottsdale Police Department Crime Lab Volatiles Analysis

Sample:	266-01A.T.	Vial:	22
Description:	[REDACTED]	LIMS ID:	[REDACTED]
Method:	ethanol quant.M	Sequence:	23Jan24
Instrument:	US14173023 CN14160045	Injection date:	1/23/2024 4:44:33 PM
Data file:	C:\Chem32\1\Data\23Jan24\22.D	Analyst:	Abbott

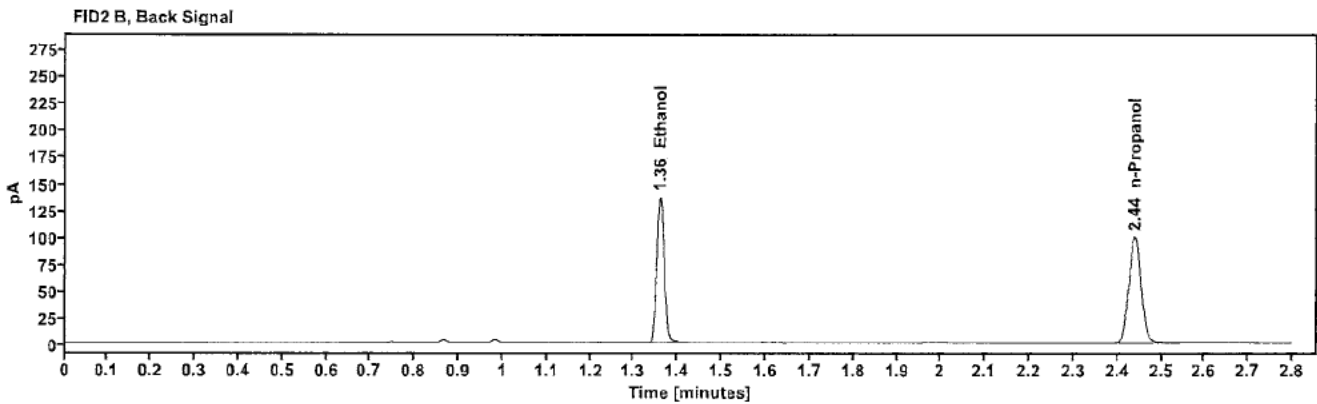
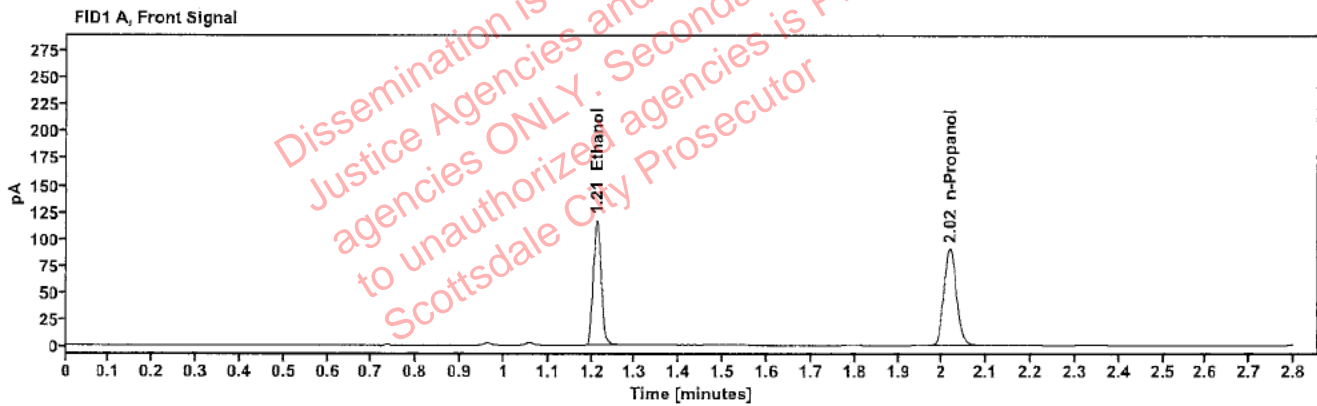


Table 1: FID 1 A (column DB-ALC1)

Compound	Amount (g/100mL)	Time (min)	Peak Area
>Ethanol	0.2355	1.211	149.224
n-Propanol	---	2.017	179.688

Table 2: FID 2 B (column DB-ALC2)

Compound	Time (min)	Peak Area
Ethanol	1.360	164.146
n-Propanol	2.439	196.685

Scottsdale Police Department Crime Lab Volatiles Analysis

Sample:	347-01M.A.	Vial:	23
Description:	[REDACTED]	LIMS ID:	[REDACTED]
Method:	ethanol quant.M	Sequence:	23Jan24
Instrument:	US14173023 CN14160045	Injection date:	1/23/2024 4:48:34 PM
Data file:	C:\Chem32\1\Data\23Jan24\23.D	Analyst:	Abbott

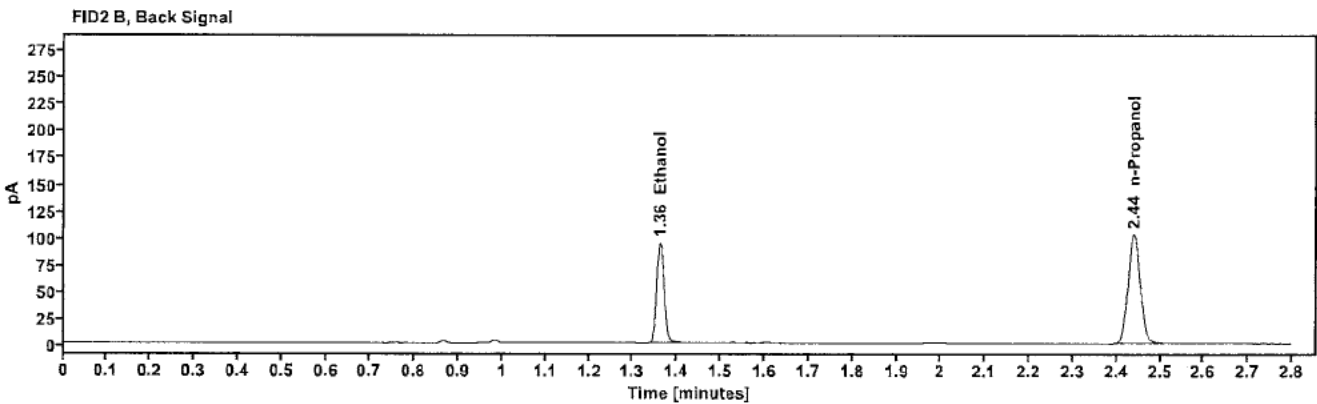
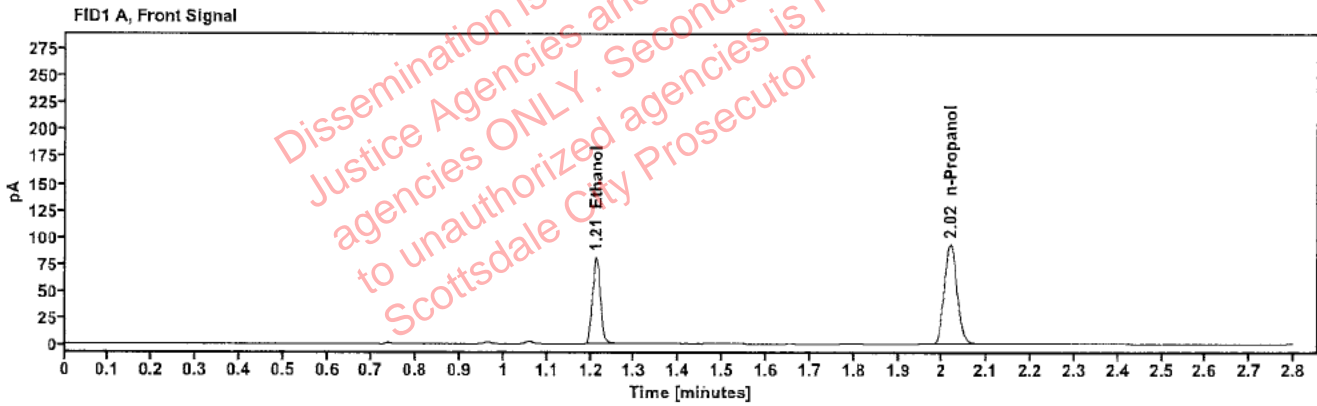


Table 1: FID 1 A (column DB-ALC1)

Compound	Amount (g/100mL)	Time (min)	Peak Area
>Ethanol	0.1586	1.212	103.382
n-Propanol	-----	2.018	184.945

Table 2: FID 2 B (column DB-ALC2)

Compound	Time (min)	Peak Area
Ethanol	1.361	113.686
n-Propanol	2.440	202.418

[REDACTED]: Abbott, Lori - (24-Jan-2024)

Case: [REDACTED] User: LAbbott 1/24/2024

Scottsdale Police Department Crime Lab Volatiles Analysis

Sample:	347-01M.A.	Vial:	24
Description:	[REDACTED]	LIMS ID:	[REDACTED]
Method:	ethanol quant.M	Sequence:	23Jan24
Instrument:	US14173023 CN14160045	Injection date:	1/23/2024 4:52:34 PM
Data file:	C:\Chem32\1\Data\23Jan24\24.D	Analyst:	Abbott

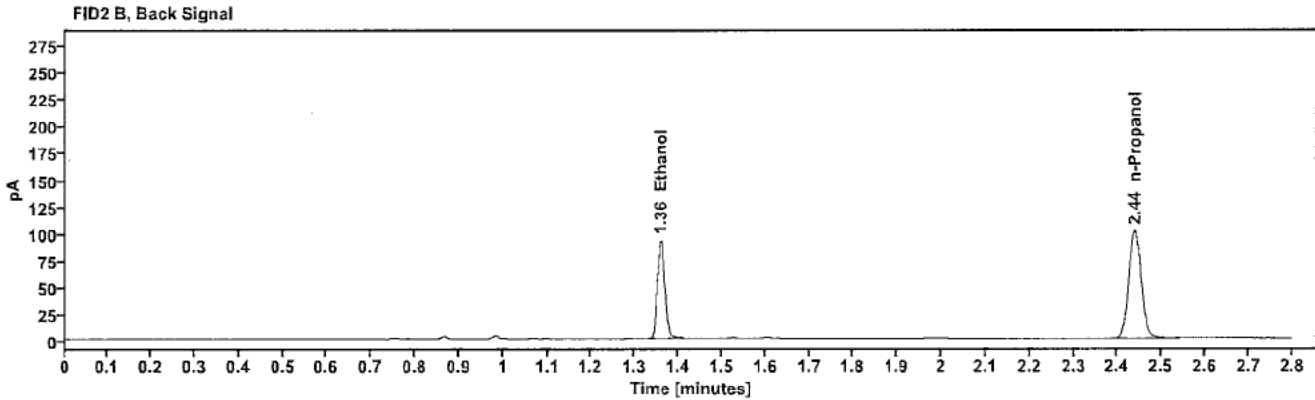
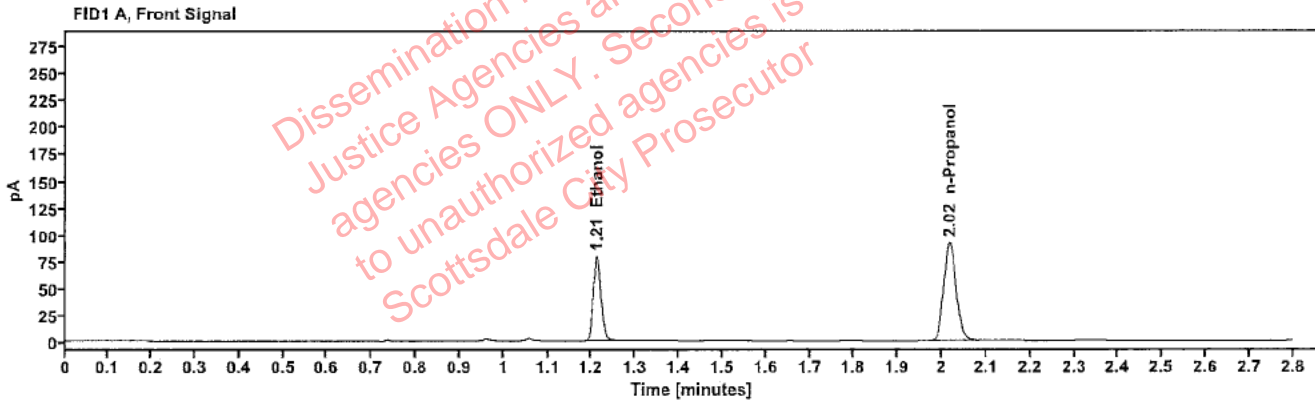


Table 1: FID 1 A (column DB-ALC1)

Compound	Amount (g/100mL)	Time (min)	Peak Area
>Ethanol	0.1573	1.211	100.788
n-Propanol	-----	2.017	181.750

Table 2: FID 2 B (column DB-ALC2)

Compound	Time (min)	Peak Area
Ethanol	1.360	110.898
n-Propanol	2.439	199.005

Scottsdale Police Department Crime Lab Volatiles Analysis

Sample:	353-01M.B.	Vial:	25
Description:	[REDACTED]	LIMS ID:	[REDACTED]
Method:	ethanol quant.M	Sequence:	23Jan24
Instrument:	US14173023 CN14160045	Injection date:	1/23/2024 4:56:48 PM
Data file:	C:\Chem32\1\Data\23Jan24\25.D	Analyst:	Abbott

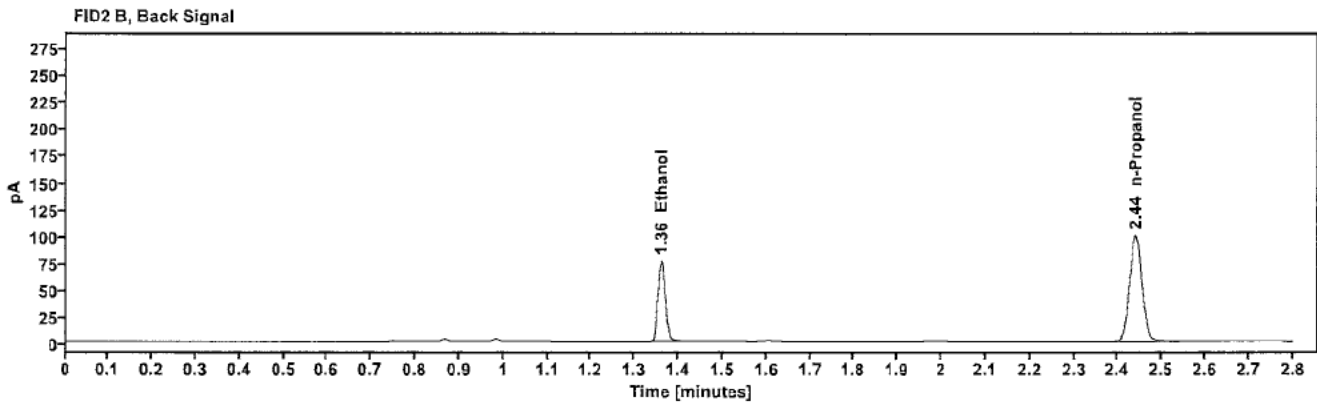
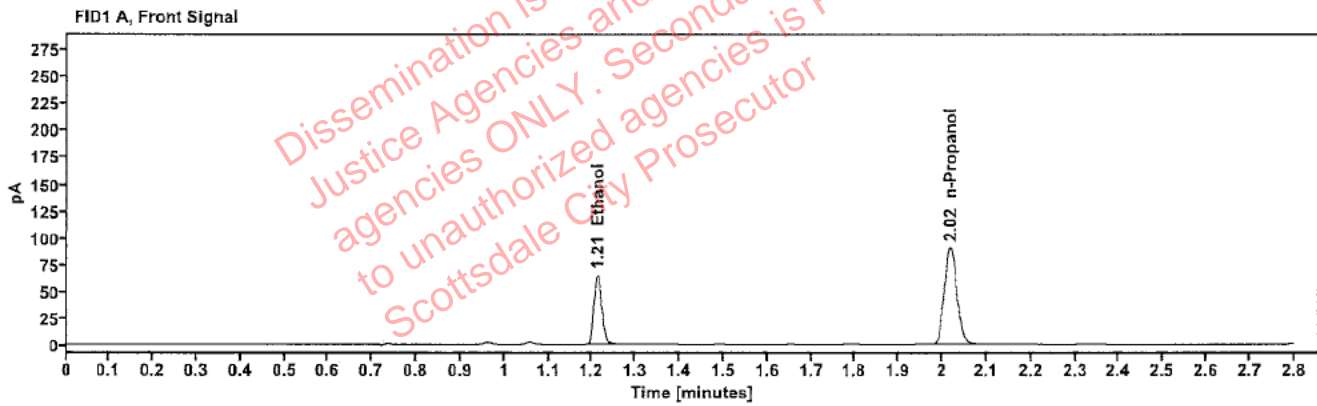


Table 1: FID 1 A (column DB-ALC1)

Compound	Amount (g/100mL)	Time (min)	Peak Area
>Ethanol	0.1314	1.212	83.275
n-Propanol	---	2.018	179.853

Table 2: FID 2 B (column DB-ALC2)

Compound	Time (min)	Peak Area
Ethanol	1.361	91.411
n-Propanol	2.440	196.933

Scottsdale Police Department Crime Lab Volatiles Analysis

Sample:	353-01M.B.	Vial:	26
Description:	[REDACTED]	LIMS ID:	[REDACTED]
Method:	ethanol quant.M	Sequence:	23Jan24
Instrument:	US14173023 CN14160045	Injection date:	1/23/2024 5:00:49 PM
Data file:	C:\Chem32\1\Data\23Jan24\26.D	Analyst:	Abbott

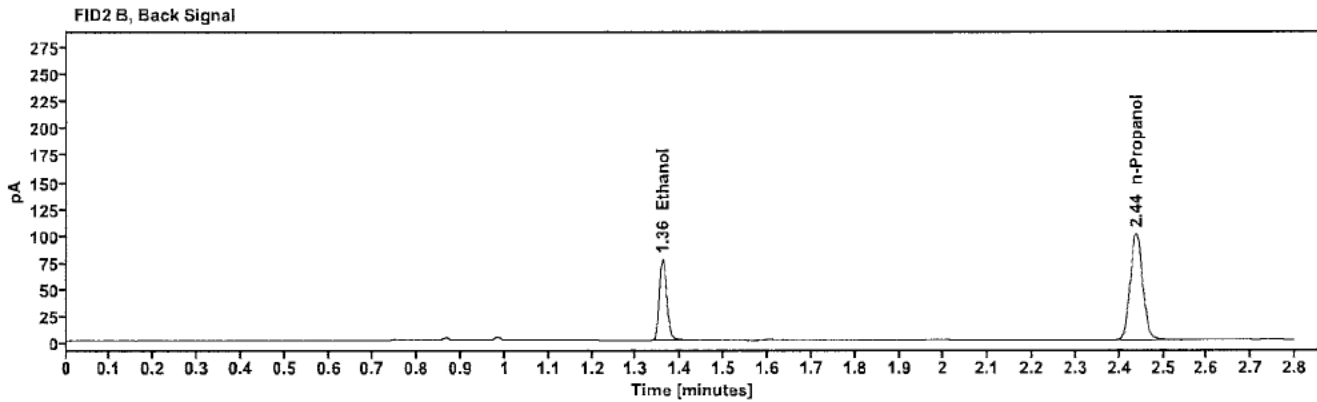
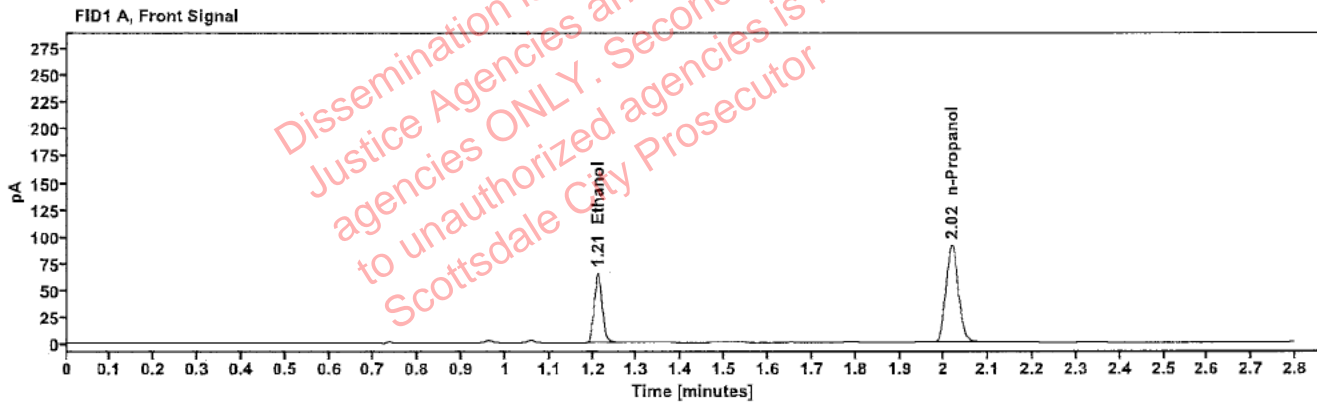


Table 1: FID 1 A (column DB-ALC1)

Compound	Amount (g/100mL)	Time (min)	Peak Area
>Ethanol	0.1306	1.211	83.180
n-Propanol	-----	2.017	180.814

Table 2: FID 2 B (column DB-ALC2)

Compound	Time (min)	Peak Area
Ethanol	1.359	91.351
n-Propanol	2.438	198.129

Scottsdale Police Department Crime Lab Volatiles Analysis

Sample:	347-01Z.G.	Vial:	27
Description:	[REDACTED]	LIMS ID:	[REDACTED]
Method:	ethanol quant.M	Sequence:	23Jan24
Instrument:	US14173023 CN14160045	Injection date:	1/23/2024 5:04:49 PM
Data file:	C:\Chem32\1\Data\23Jan24\27.D	Analyst:	Abbott

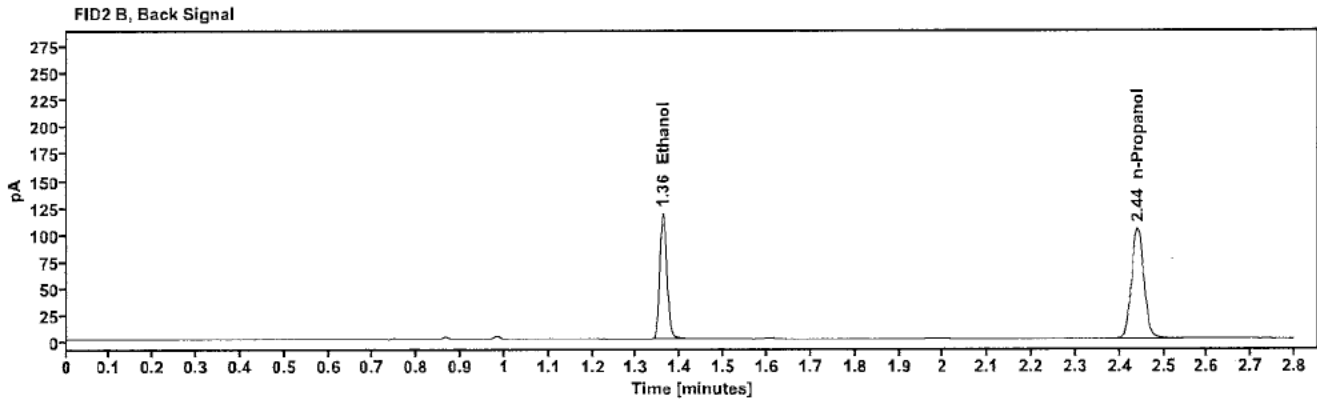
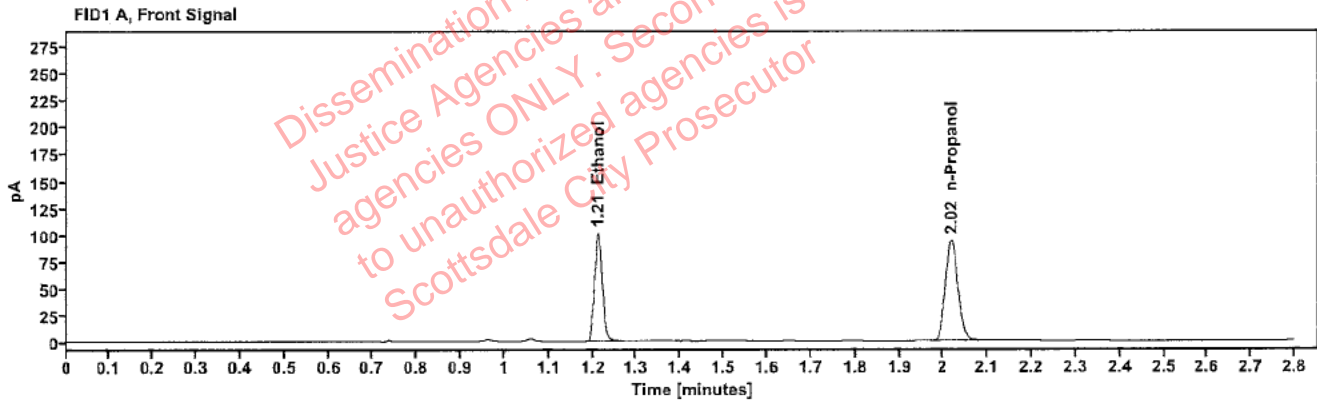


Table 1: FID 1 A (column DB-ALC1)

Compound	Amount (g/100mL)	Time (min)	Peak Area
>Ethanol	0.1960	1.212	128.934
n-Propanol	-----	2.018	186.628

Table 2: FID 2 B (column DB-ALC2)

Compound	Time (min)	Peak Area
Ethanol	1.360	141.969
n-Propanol	2.440	204.229

Scottsdale Police Department Crime Lab Volatiles Analysis

Sample:	347-01Z.G.	Vial:	28
Description:	[REDACTED]	LIMS ID:	[REDACTED]
Method:	ethanol quant.M	Sequence:	23Jan24
Instrument:	US14173023 CN14160045	Injection date:	1/23/2024 5:08:50 PM
Data file:	C:\Chem32\1\Data\23Jan24\28.D	Analyst:	Abbott

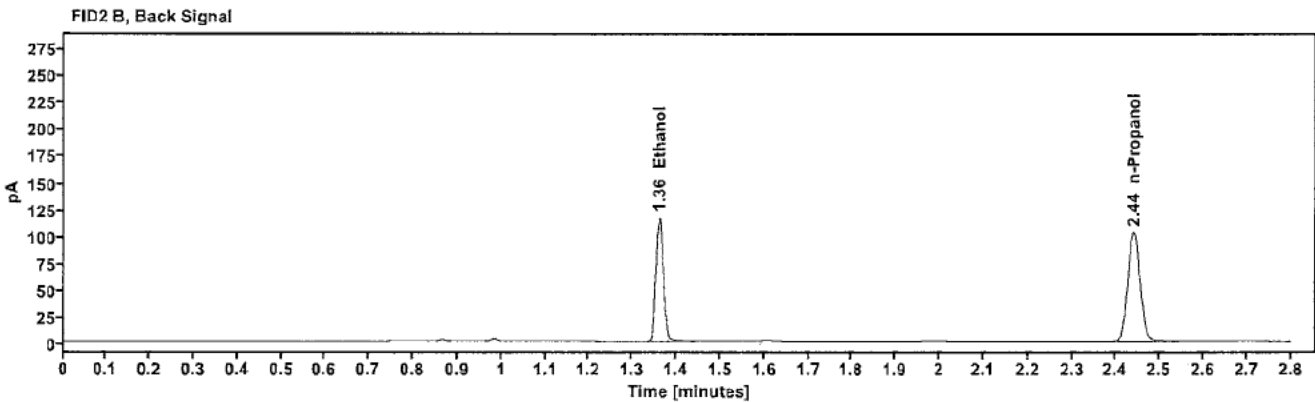
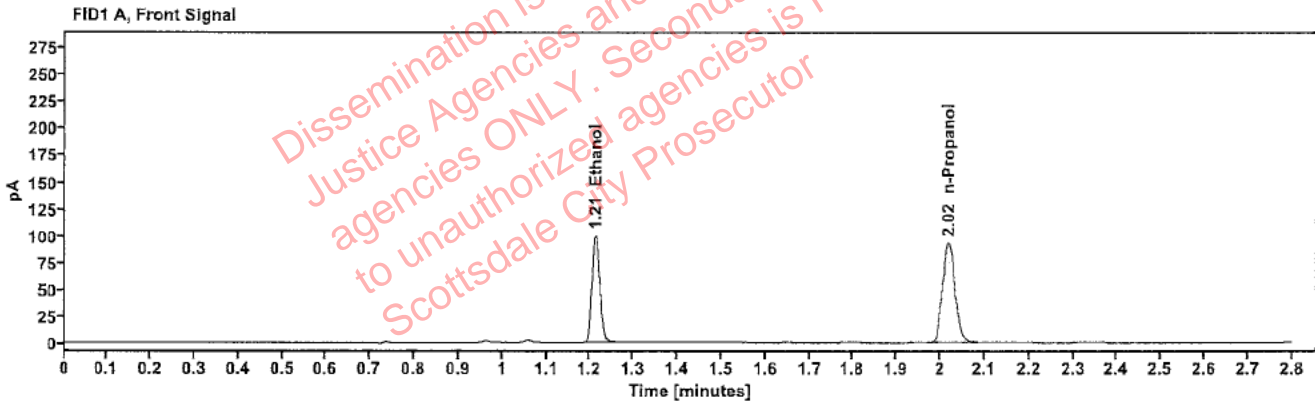


Table 1: FID 1 A (column DB-ALC1)

Compound	Amount (g/100mL)	Time (min)	Peak Area
>Ethanol	0.1956	1.212	127.736
n-Propanol	-----	2.018	185.189

Table 2: FID 2 B (column DB-ALC2)

Compound	Time (min)	Peak Area
Ethanol	1.361	140.668
n-Propanol	2.440	202.673

Scottsdale Police Department Crime Lab Volatiles Analysis

Sample: 266-01C.M	Vial: 29
Description: [REDACTED]	LIMS ID: [REDACTED]
Method: ethanol quant.M	Sequence: 23Jan24
Instrument: US14173023 CN14160045	Injection date: 1/23/2024 5:12:50 PM
Data file: C:\Chem32\1\Data\23Jan24\29.D	Analyst: Abbott

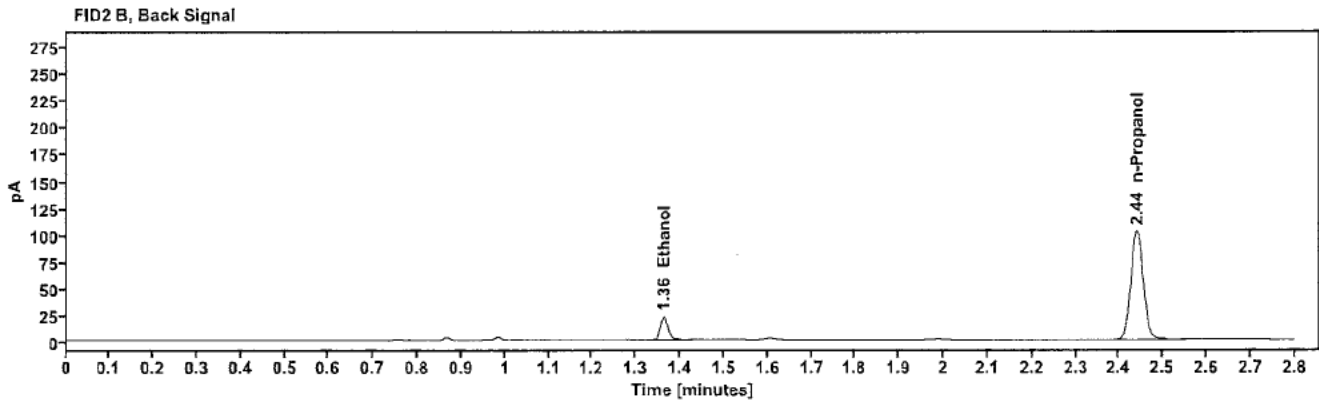
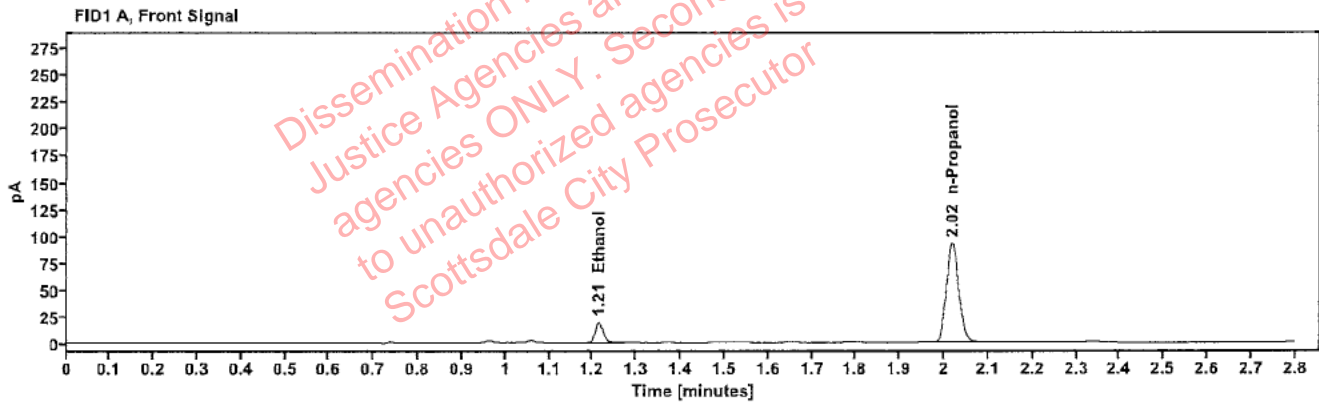


Table 1: FID 1 A (column DB-ALC1)

Compound	Amount (g/100mL)	Time (min)	Peak Area
>Ethanol	0.0380	1.214	24.569
n-Propanol	-----	2.018	184.419

Table 2: FID 2 B (column DB-ALC2)

Compound	Time (min)	Peak Area
Ethanol	1.362	27.412
n-Propanol	2.440	201.303

Scottsdale Police Department Crime Lab Volatiles Analysis

Sample:	266-01C.M.	Vial:	30
Description:	[REDACTED]	LIMS ID:	[REDACTED]
Method:	ethanol quant.M	Sequence:	23Jan24
Instrument:	US14173023 CN14160045	Injection date:	1/23/2024 5:16:50 PM
Data file:	C:\Chem32\1\Data\23Jan24\30.D	Analyst:	Abbott

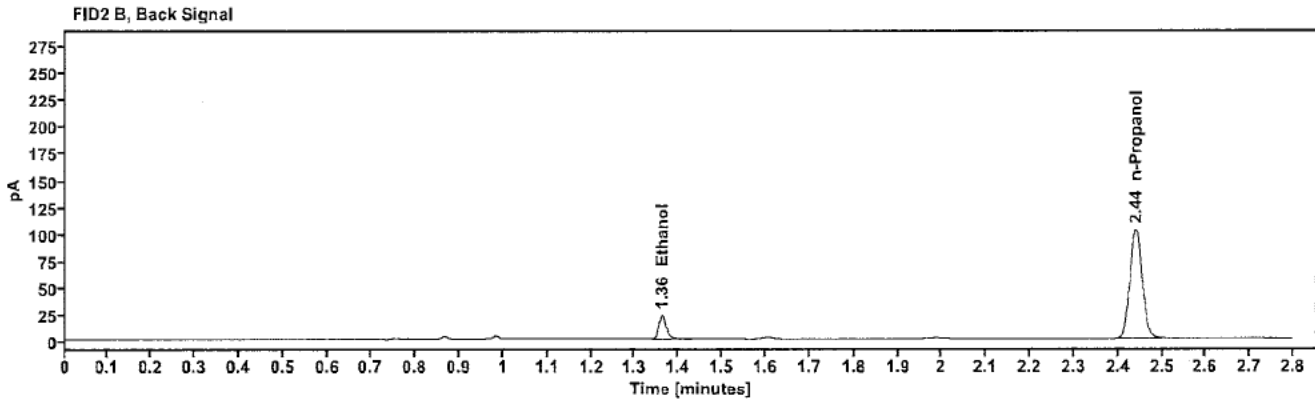
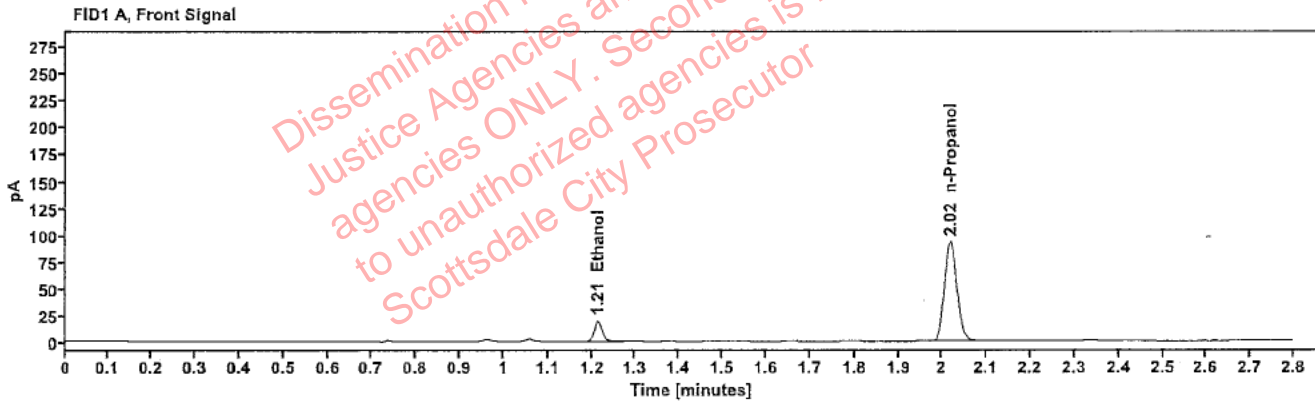


Table 1: FID 1 A (column DB-ALC1)

Compound	Amount (g/100mL)	Time (min)	Peak Area
>Ethanol	0.0379	1.214	24.630
n-Propanol	-----	2.018	185.272

Table 2: FID 2 B (column DB-ALC2)

Compound	Time (min)	Peak Area
Ethanol	1.362	27.685
n-Propanol	2.440	202.143

Scottsdale Police Department Crime Lab Volatiles Analysis

Sample:	266-01M.P.	Vial:	32
Description:	[REDACTED]	LIMS ID:	[REDACTED]
Method:	ethanol quant.M	Sequence:	23Jan24
Instrument:	US14173023 CN14160045	Injection date:	1/23/2024 5:25:04 PM
Data file:	C:\Chem32\1\Data\23Jan24\32.D	Analyst:	Abbott

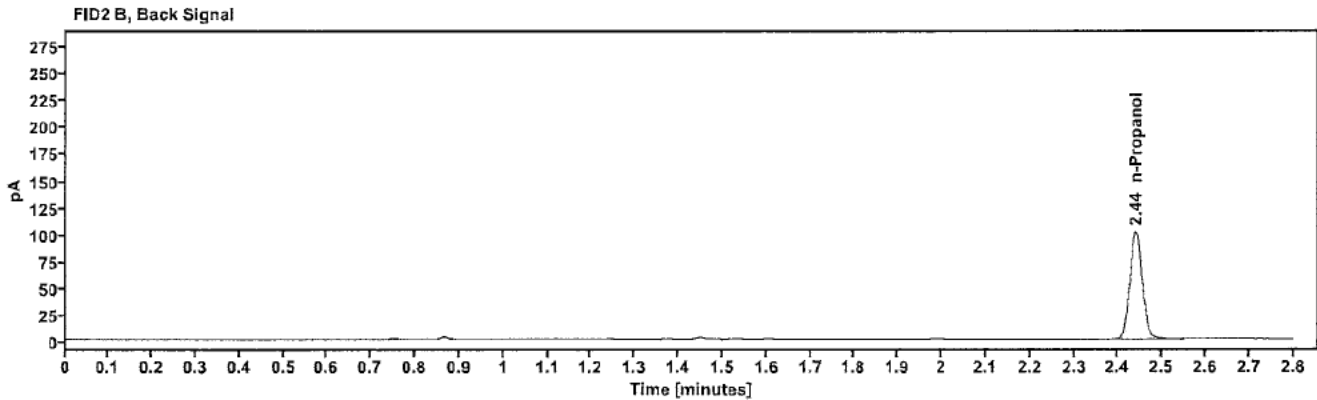
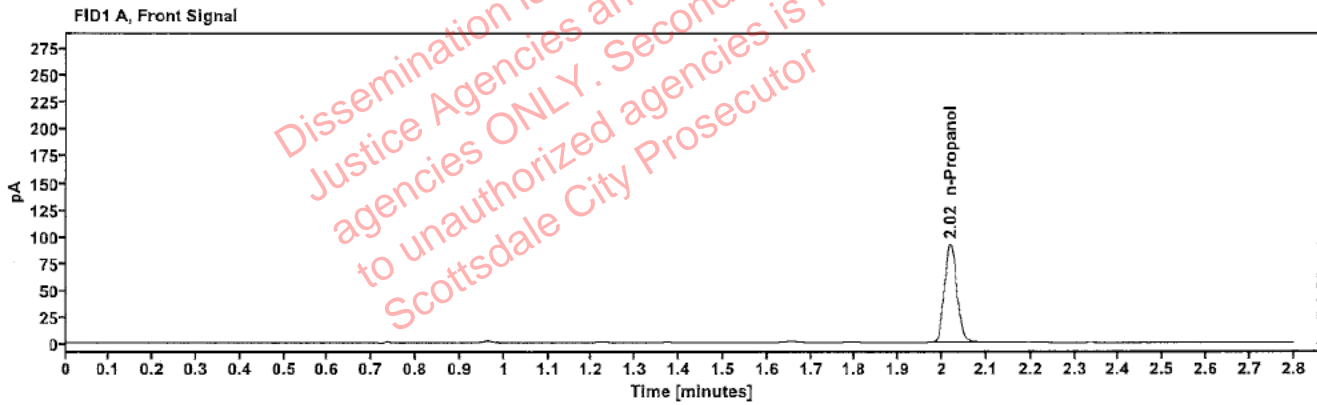


Table 1: FID 1 A (column DB-ALC1)

Compound	Amount (g/100mL)	Time (min)	Peak Area
n-Propanol	-----	2.018	182.673

Table 2: FID 2 B (column DB-ALC2)

Compound	Time (min)	Peak Area
n-Propanol	2.440	199.671

[REDACTED]: Abbott, Lori - (24-Jan-2024)

Case: [REDACTED] User: LAbbott 1/24/2024

Scottsdale Police Department Crime Lab Volatiles Analysis

Sample:	266-01M.P.	Vial:	33
Description:	[REDACTED]	LIMS ID:	[REDACTED]
Method:	ethanol quant.M	Sequence:	23Jan24
Instrument:	US14173023 CN14160045	Injection date:	1/23/2024 5:29:04 PM
Data file:	C:\Chem32\1\Data\23Jan24\33.D	Analyst:	Abbott

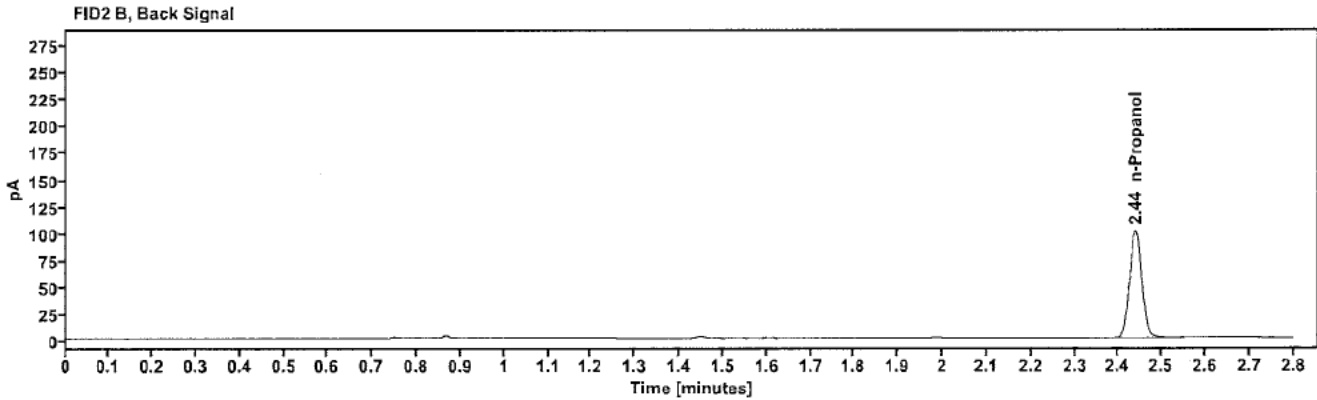
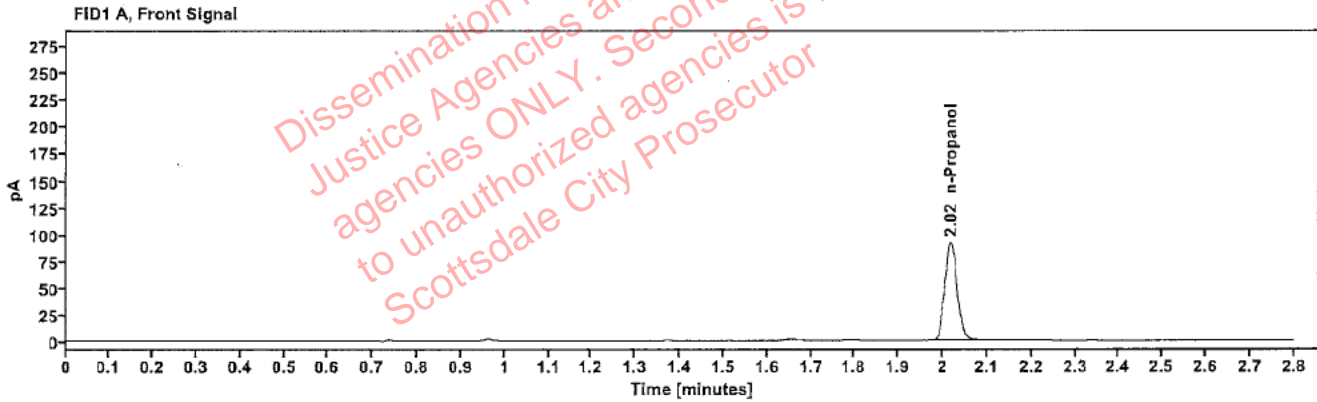


Table 1: FID 1 A (column DB-ALC1)

Compound	Amount (g/100mL)	Time (min)	Peak Area
n-Propanol	-----	2.017	181.795

Table 2: FID 2 B (column DB-ALC2)

Compound	Time (min)	Peak Area
n-Propanol	2.439	198.505

Scottsdale Police Department Crime Lab Volatiles Analysis

Sample:	409-01A.T.	Vial:	34
Description:	[REDACTED]	LIMS ID:	[REDACTED]
Method:	ethanol quant.M	Sequence:	23Jan24
Instrument:	US14173023 CN14160045	Injection date:	1/23/2024 5:33:05 PM
Data file:	C:\Chem32\1\Data\23Jan24\34.D	Analyst:	Abbott

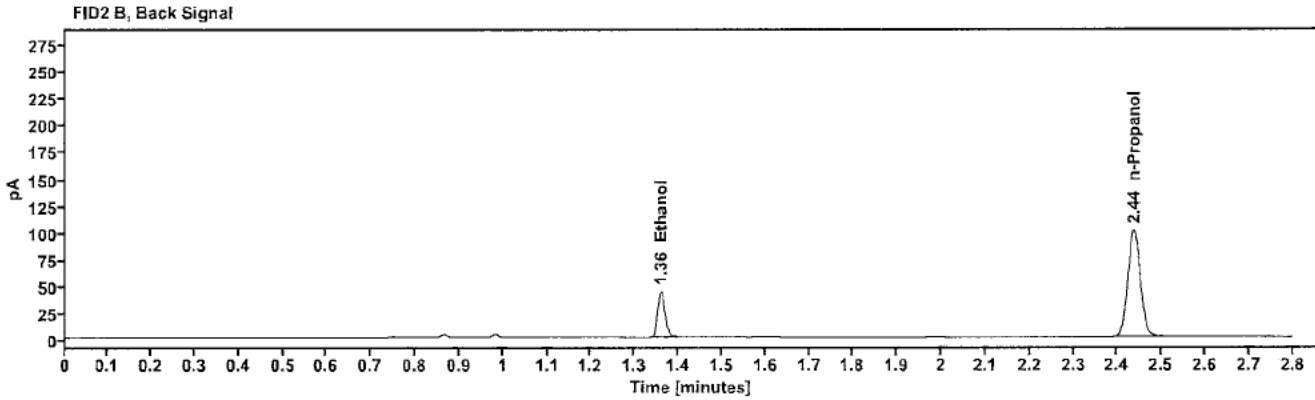
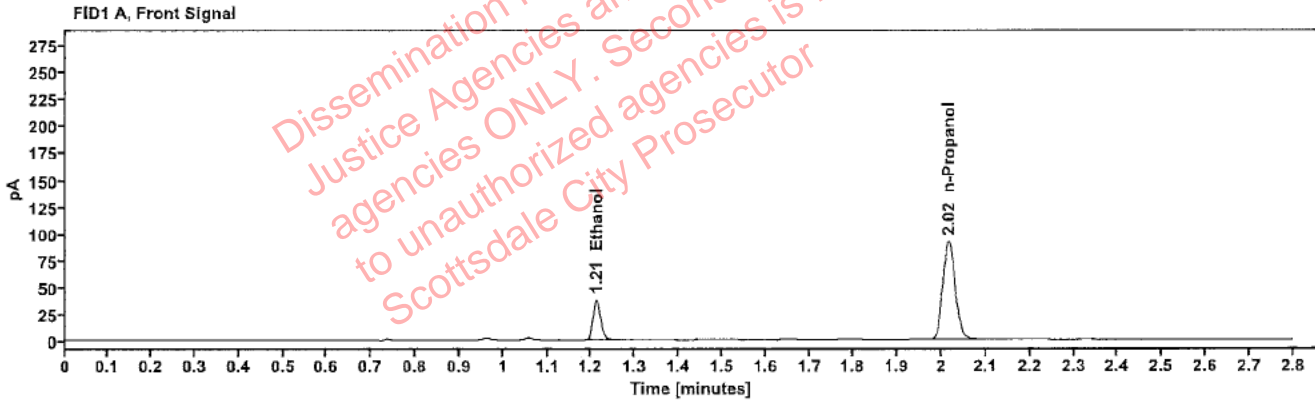


Table 1: FID 1 A (column DB-ALC1)

Compound	Amount (g/100mL)	Time (min)	Peak Area
>Ethanol	0.0750	1.212	48.241
n-Propanol	-----	2.015	182.693

Table 2: FID 2 B (column DB-ALC2)

Compound	Time (min)	Peak Area
Ethanol	1.360	52.786
n-Propanol	2.437	199.174

Scottsdale Police Department Crime Lab Volatiles Analysis

Sample:	409-01A.T	Vial:	35
Description:	[REDACTED]	LIMS ID:	[REDACTED]
Method:	ethanol quant.M	Sequence:	23Jan24
Instrument:	US14173023 CN14160045	Injection date:	1/23/2024 5:37:05 PM
Data file:	C:\Chem32\1\Data\23Jan24\35.D	Analyst:	Abbott

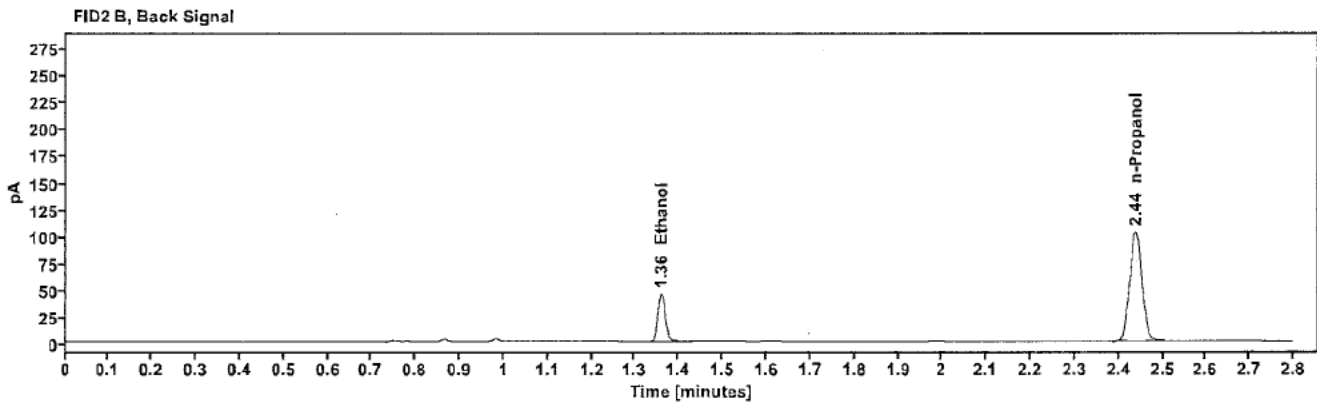
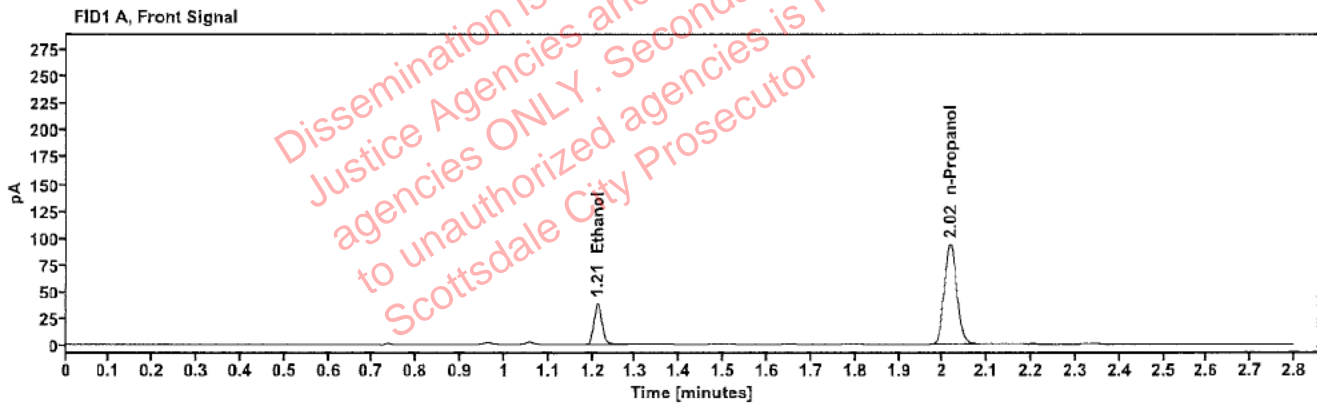


Table 1: FID 1 A (column DB-ALC1)

Compound	Amount (g/100mL)	Time (min)	Peak Area
>Ethanol	0.0758	1.212	49.531
n-Propanol	-----	2.017	185.650

Table 2: FID 2 B (column DB-ALC2)

Compound	Time (min)	Peak Area
Ethanol	1.360	54.215
n-Propanol	2.438	202.968

Scottsdale Police Department Crime Lab Volatiles Analysis

Sample:	347-01.J.B.	Vial:	36
Description:	[REDACTED]	LIMS ID:	[REDACTED]
Method:	ethanol quant.M	Sequence:	23Jan24
Instrument:	US14173023 CN14160045	Injection date:	1/23/2024 5:41:05 PM
Data file:	C:\Chem32\1\Data\23Jan24\36.D	Analyst:	Abbott

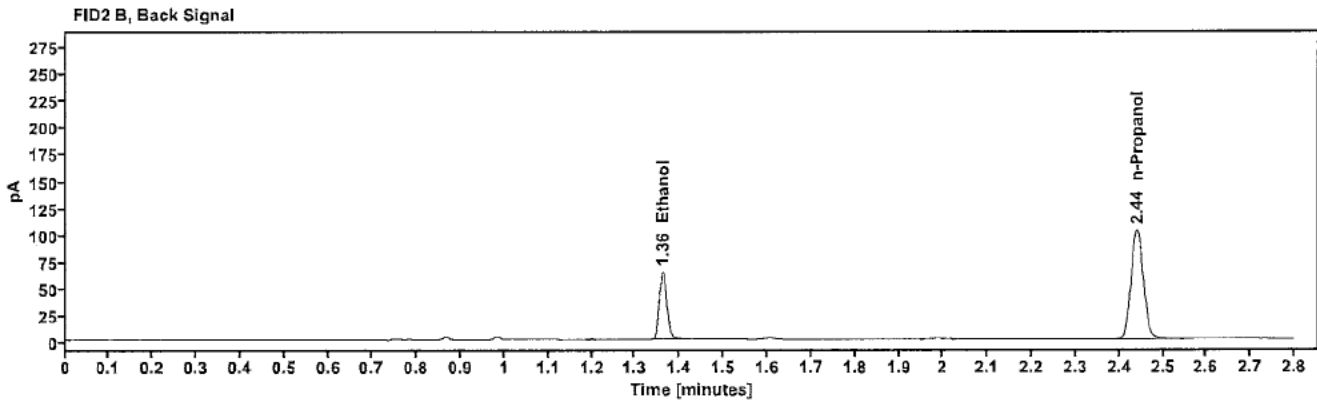
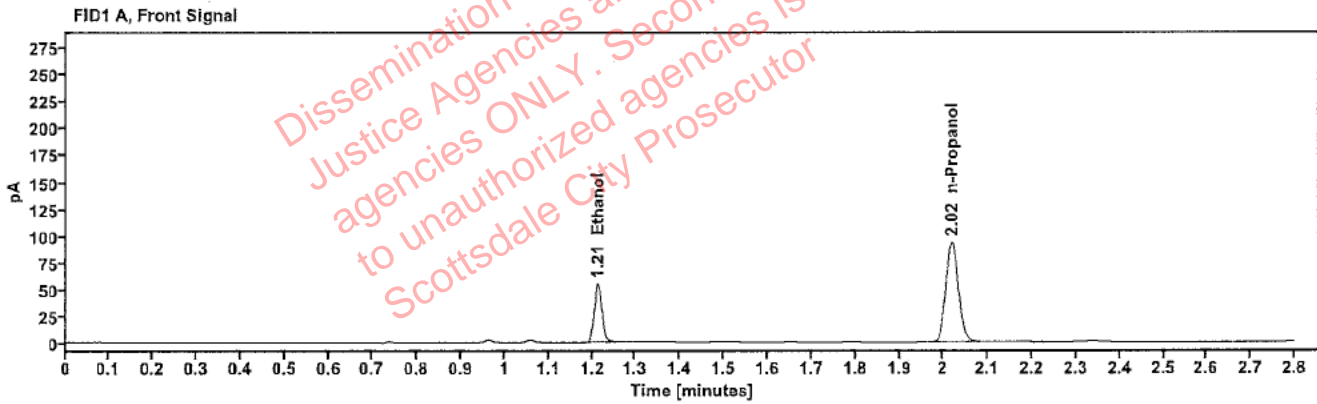


Table 1: FID 1 A (column DB-ALC1)

Compound	Amount (g/100mL)	Time (min)	Peak Area
>Ethanol	0.1075	1.213	70.060
n-Propanol	---	2.018	185.018

Table 2: FID 2 B (column DB-ALC2)

Compound	Time (min)	Peak Area
Ethanol	1.362	77.193
n-Propanol	2.440	202.883

Scottsdale Police Department Crime Lab Volatiles Analysis

Sample:	347-01J.B.	Vial:	37
Description:	[REDACTED]	LIMS ID:	[REDACTED]
Method:	ethanol quant.M	Sequence:	23Jan24
Instrument:	US14173023 CN14160045	Injection date:	1/23/2024 5:45:19 PM
Data file:	C:\Chem32\1\Data\23Jan24\37.D	Analyst:	Abbott

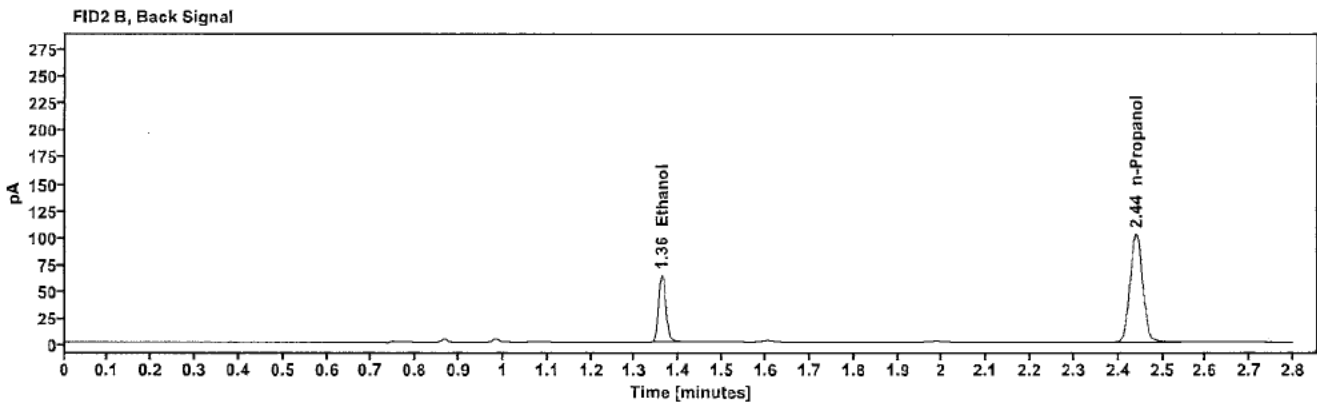
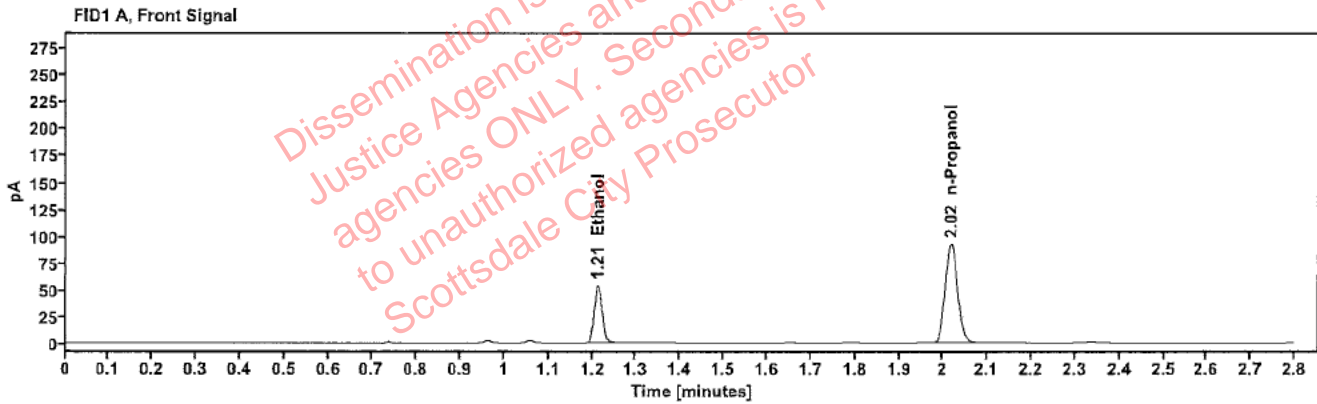


Table 1: FID 1 A (column DB-ALC1)

Compound	Amount (g/100mL)	Time (min)	Peak Area
>Ethanol	0.1072	1.212	69.262
n-Propanol	-----	2.018	183.388

Table 2: FID 2 B (column DB-ALC2)

Compound	Time (min)	Peak Area
Ethanol	1.361	76.083
n-Propanol	2.440	201.151

Scottsdale Police Department Crime Lab Volatiles Analysis

Sample:	420-01B.H.	Vial:	38
Description:	[REDACTED]	LIMS ID:	[REDACTED]
Method:	ethanol quant.M	Sequence:	23Jan24
Instrument:	US14173023 CN14160045	Injection date:	1/23/2024 5:49:19 PM
Data file:	C:\Chem32\1\Data\23Jan24\38.D	Analyst:	Abbott

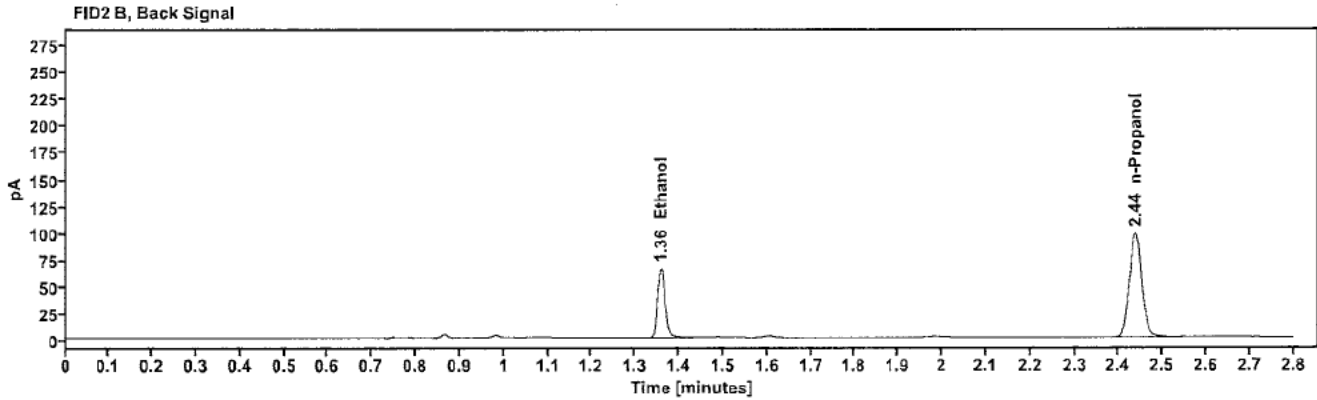
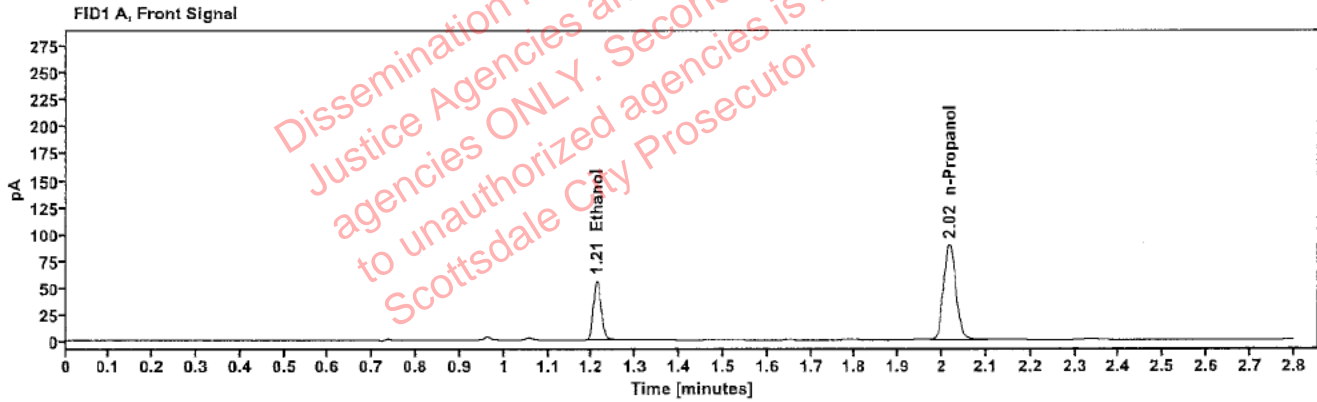


Table 1: FID 1 A (column DB-ALC1)

Compound	Amount (g/100mL)	Time (min)	Peak Area
>Ethanol	0.1139	1.211	71.255
n-Propanol	-----	2.016	177.638

Table 2: FID 2 B (column DB-ALC2)

Compound	Time (min)	Peak Area
Ethanol	1.358	78.655
n-Propanol	2.438	193.566

Scottsdale Police Department Crime Lab Volatiles Analysis

Sample:	420-01B.H.	Vial:	39
Description:	[REDACTED]	LIMS ID:	[REDACTED]
Method:	ethanol quant.M	Sequence:	23Jan24
Instrument:	US14173023 CN14160045	Injection date:	1/23/2024 5:53:18 PM
Data file:	C:\Chem32\1\Data\23Jan24\39.D	Analyst:	Abbott

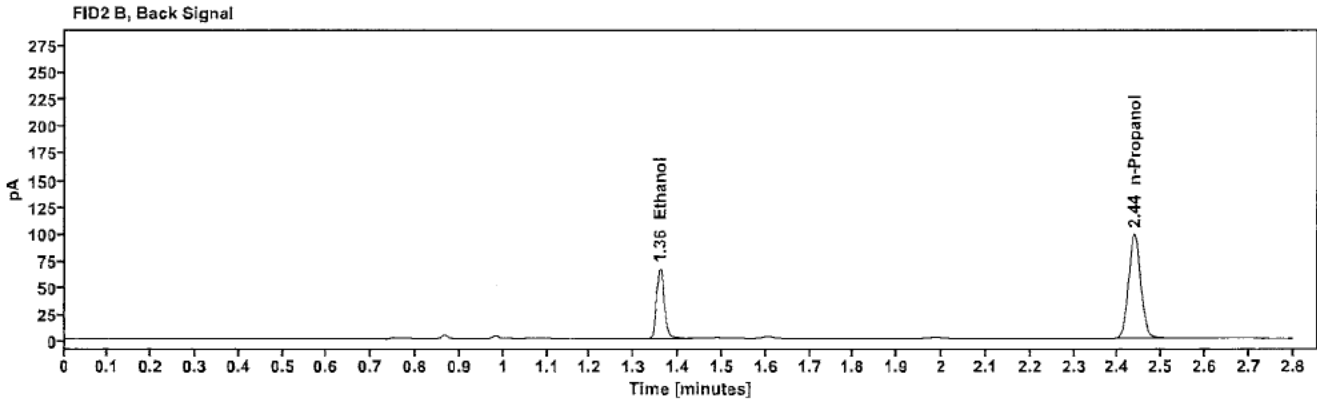
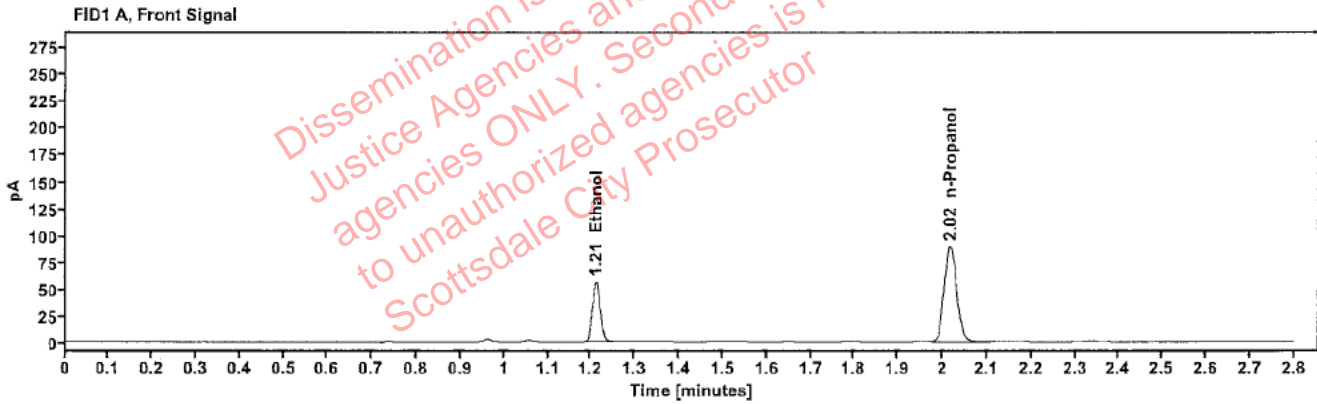


Table 1: FID 1 A (column DB-ALC1)

Compound	Amount (g/100mL)	Time (min)	Peak Area
>Ethanol	0.1146	1.211	71.857
n-Propanol	-----	2.016	177.982

Table 2: FID 2 B (column DB-ALC2)

Compound	Time (min)	Peak Area
Ethanol	1.359	79.282
n-Propanol	2.438	193.749

Scottsdale Police Department Crime Lab Volatiles Analysis

Sample:	334-01J.L.	Vial:	40
Description:	[REDACTED]	LIMS ID:	[REDACTED]
Method:	ethanol quant.M	Sequence:	23Jan24
Instrument:	US14173023 CN14160045	Injection date:	1/23/2024 5:57:20 PM
Data file:	C:\Chem32\1\Data\23Jan24\40.D	Analyst:	Abbott

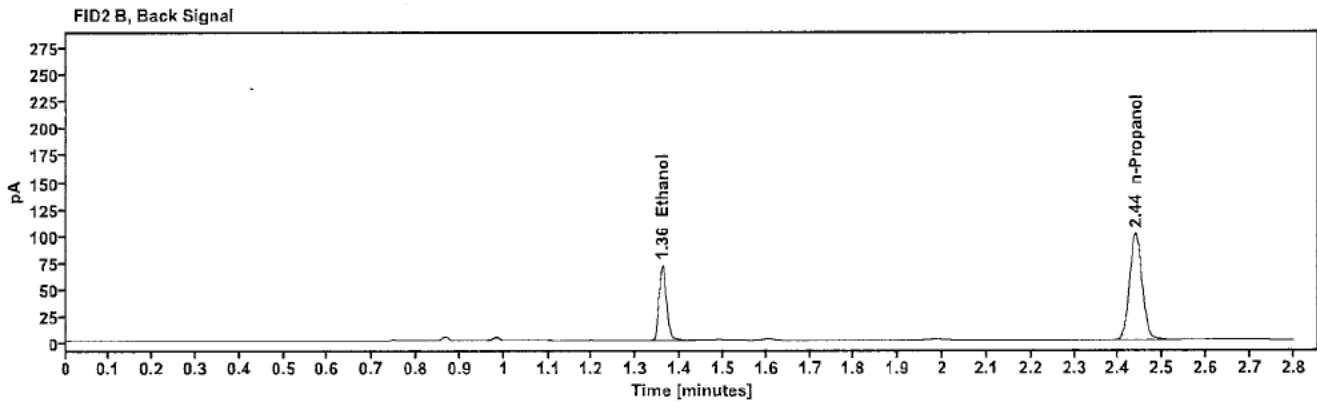
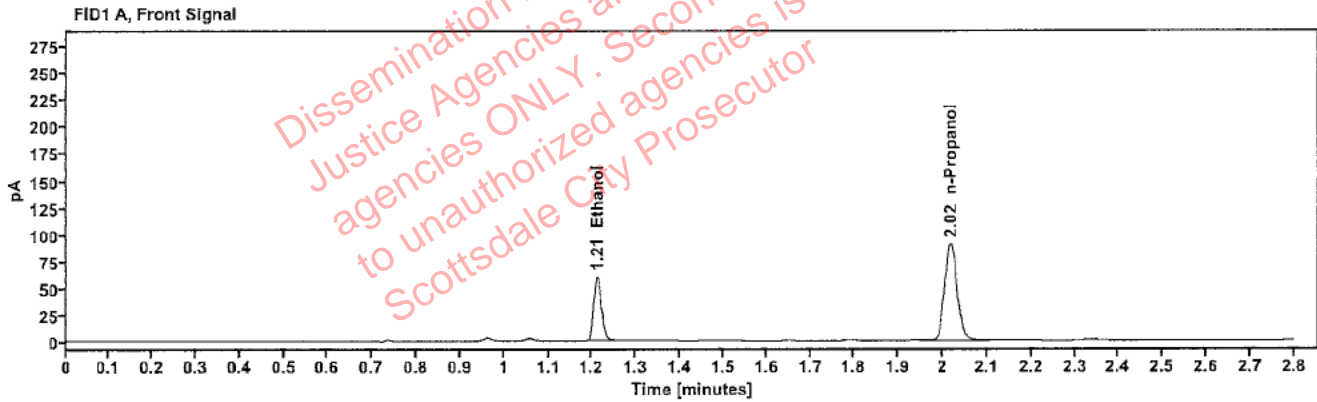


Table 1: FID 1 A (column DB-ALC1)

Compound	Amount (g/100mL)	Time (min)	Peak Area
>Ethanol	0.1202	1.212	76.788
n-Propanol	—	2.017	181.339

Table 2: FID 2 B (column DB-ALC2)

Compound	Time (min)	Peak Area
Ethanol	1.360	84.679
n-Propanol	2.439	196.586

Scottsdale Police Department Crime Lab Volatiles Analysis

Sample:	334-01J.L.	Vial:	41
Description:	[REDACTED]	LIMS ID:	[REDACTED]
Method:	ethanol quant.M	Sequence:	23Jan24
Instrument:	US14173023 CN14160045	Injection date:	1/23/2024 6:01:19 PM
Data file:	C:\Chem32\1\Data\23Jan24\41.D	Analyst:	Abbott

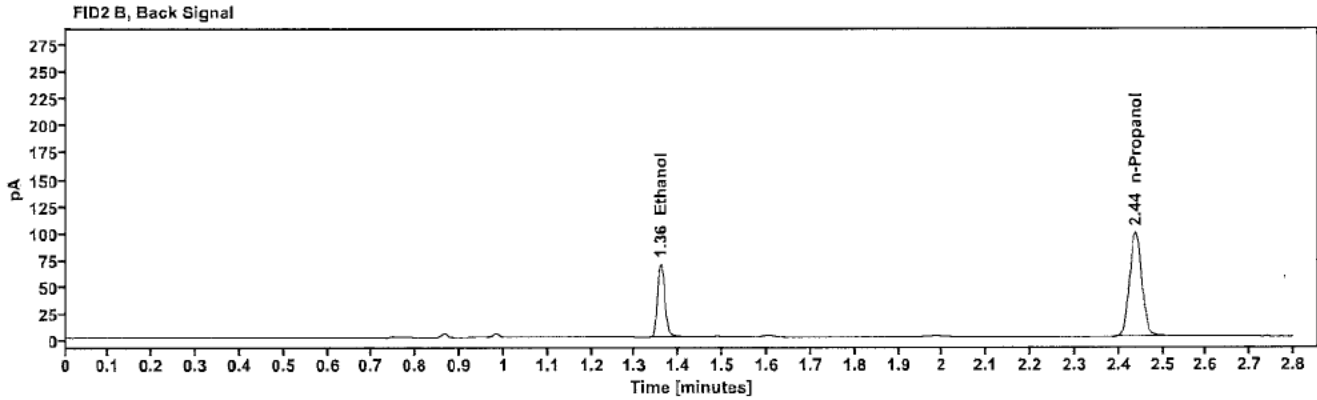
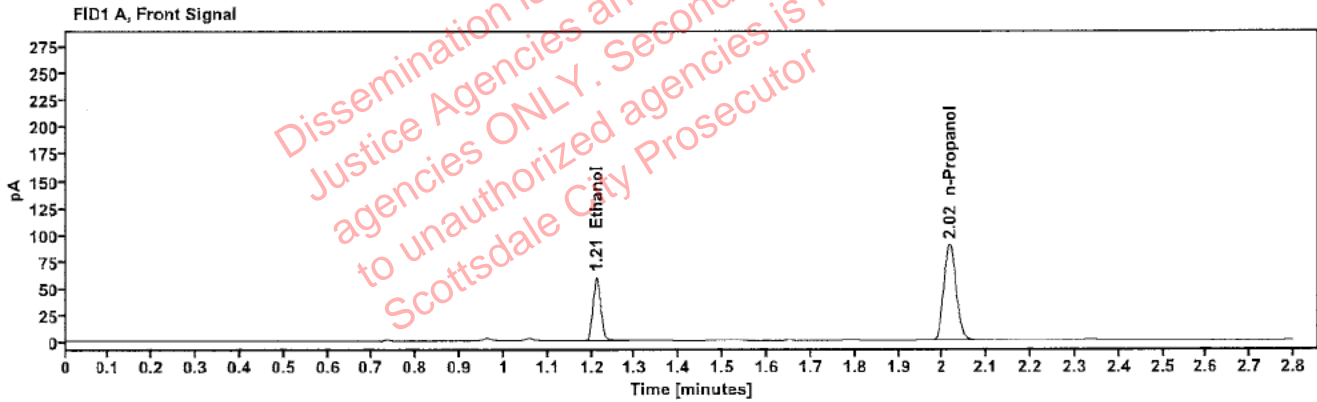


Table 1: FID 1 A (column DB-ALC1)

Compound	Amount (g/100mL)	Time (min)	Peak Area
>Ethanol	0.1203	1.211	75.397
n-Propanol	-----	2.016	177.901

Table 2: FID 2 B (column DB-ALC2)

Compound	Time (min)	Peak Area
Ethanol	1.358	83.094
n-Propanol	2.437	193.958

Scottsdale Police Department Crime Lab Volatiles Analysis

Sample:	2400511-3	Vial:	43
Description:	[REDACTED]	LIMS ID:	[REDACTED]
Method:	ethanol quant.M	Sequence:	23Jan24
Instrument:	US14173023 CN14160045	Injection date:	1/23/2024 6:09:34 PM
Data file:	C:\Chem32\1\Data\23Jan24\43.D	Analyst:	Abbott

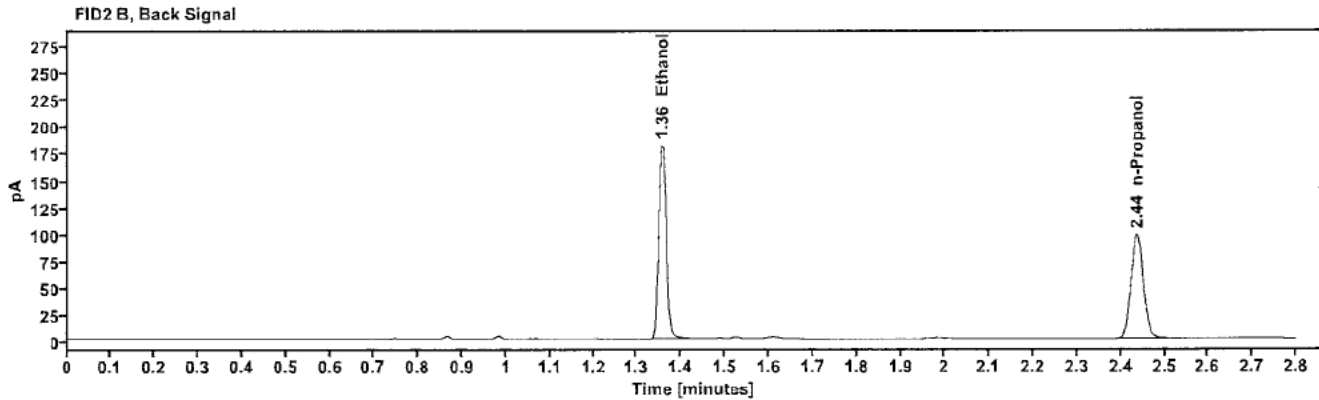
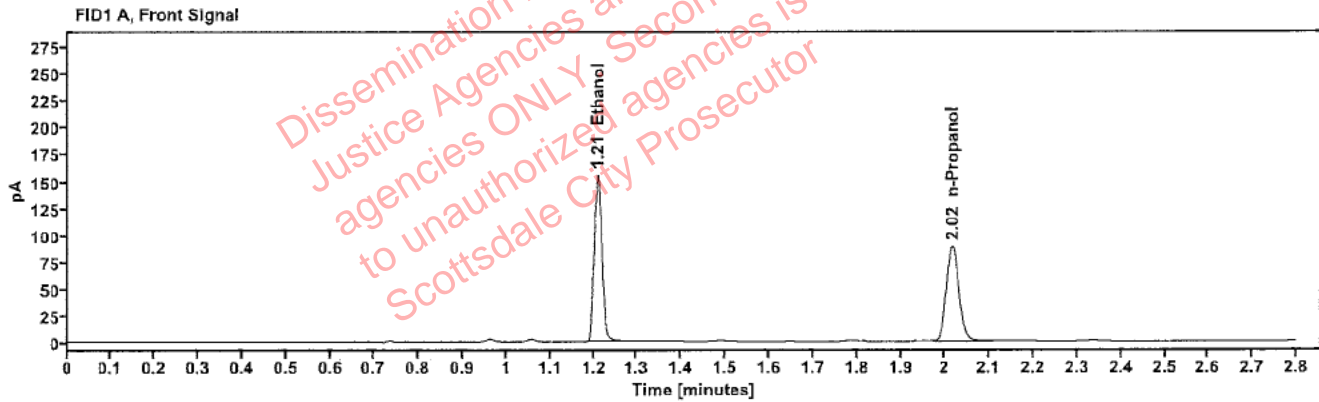


Table 1: FID 1 A (column DB-ALC1)

Compound	Amount (g/100mL)	Time (min)	Peak Area
>Ethanol	0.3154	1.209	197.097
n-Propanol	-----	2.016	177.168

Table 2: FID 2 B (column DB-ALC2)

Compound	Time (min)	Peak Area
Ethanol	1.357	217.008
n-Propanol	2.437	192.292

Scottsdale Police Department Crime Lab Volatiles Analysis

Sample:	2400511-3	Vial:	44
Description:	[REDACTED]	LIMS ID:	[REDACTED]
Method:	ethanol quant.M	Sequence:	23Jan24
Instrument:	US14173023 CN14160045	Injection date:	1/23/2024 6:13:34 PM
Data file:	C:\Chem32\1\Data\23Jan24\44.D	Analyst:	Abbott

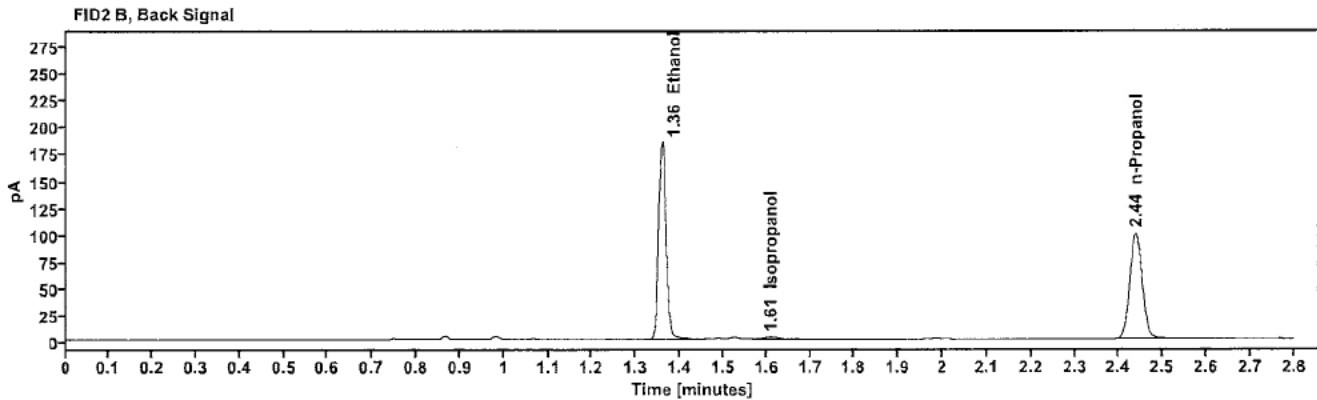
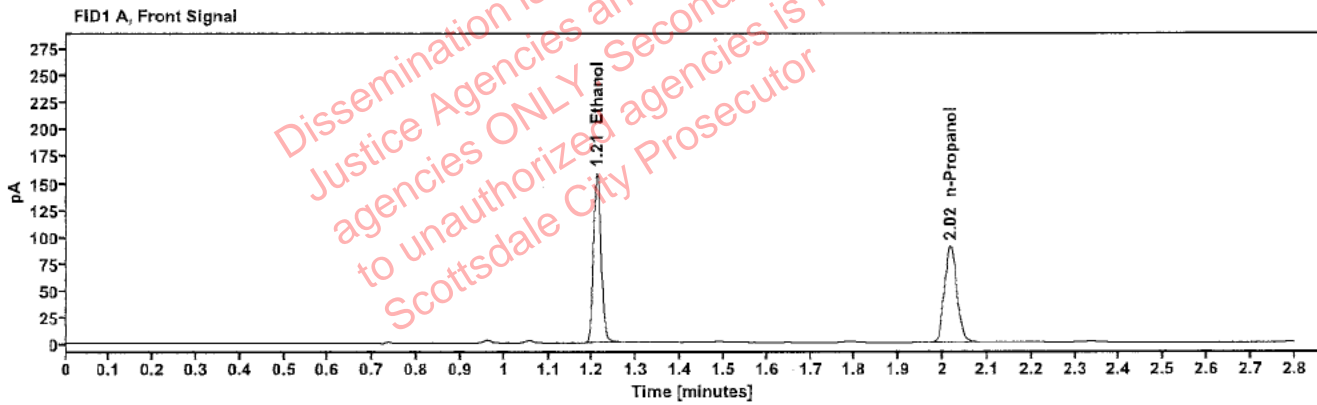


Table 1: FID 1 A (column DB-ALC1)

Compound	Amount (g/100mL)	Time (min)	Peak Area
>Ethanol	0.3166	1.210	201.056
n-Propanol	----	2.016	180.042

Table 2: FID 2 B (column DB-ALC2)

Compound	Time (min)	Peak Area
Ethanol	1.358	222.758
Isopropanol	1.610	3.798
n-Propanol	2.438	195.295

Scottsdale Police Department Crime Lab Volatiles Analysis

Sample:	2400539-1	Vial:	45
Description:	[REDACTED]	LIMS ID:	[REDACTED]
Method:	ethanol quant.M	Sequence:	23Jan24
Instrument:	US14173023 CN14160045	Injection date:	1/23/2024 6:17:34 PM
Data file:	C:\Chem32\1\Data\23Jan24\45.D	Analyst:	Abbott

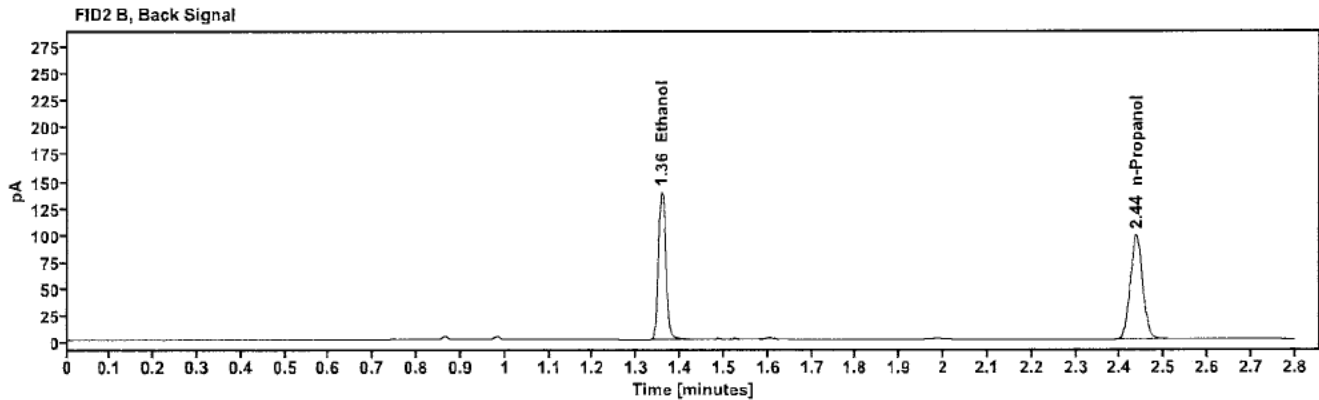
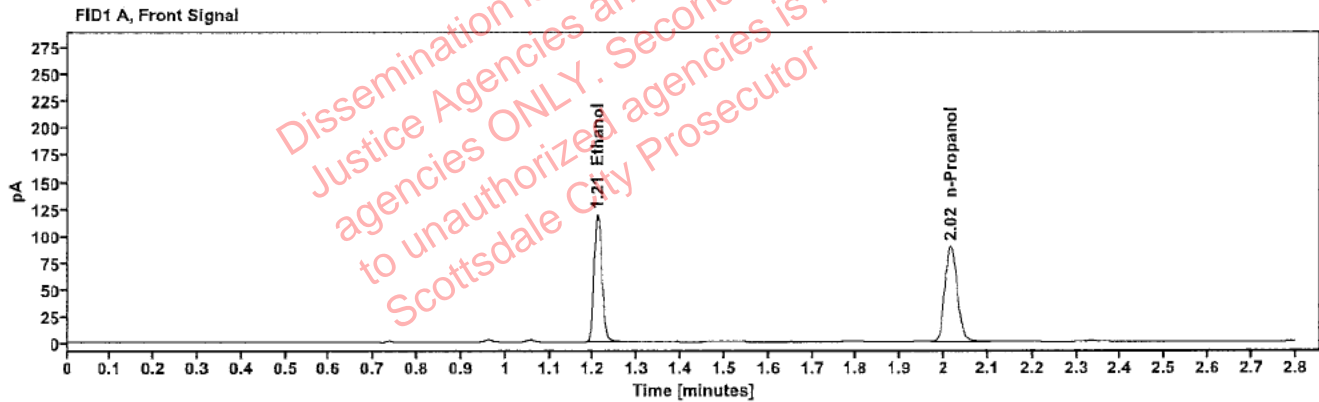


Table 1: FID 1 A (column DB-ALC1)

Compound	Amount (g/100mL)	Time (min)	Peak Area
>Ethanol	0.2399	1.209	150.212
n-Propanol	---	2.015	177.541

Table 2: FID 2 B (column DB-ALC2)

Compound	Time (min)	Peak Area
Ethanol	1.357	165.500
n-Propanol	2.436	192.931

Scottsdale Police Department Crime Lab Volatiles Analysis

Sample:	2400539-1	Vial:	46
Description:	[REDACTED]	LIMS ID:	[REDACTED]
Method:	ethanol quant.M	Sequence:	23Jan24
Instrument:	US14173023 CN14160045	Injection date:	1/23/2024 6:21:35 PM
Data file:	C:\Chem32\1\Data\23Jan24\46.D	Analyst:	Abbott

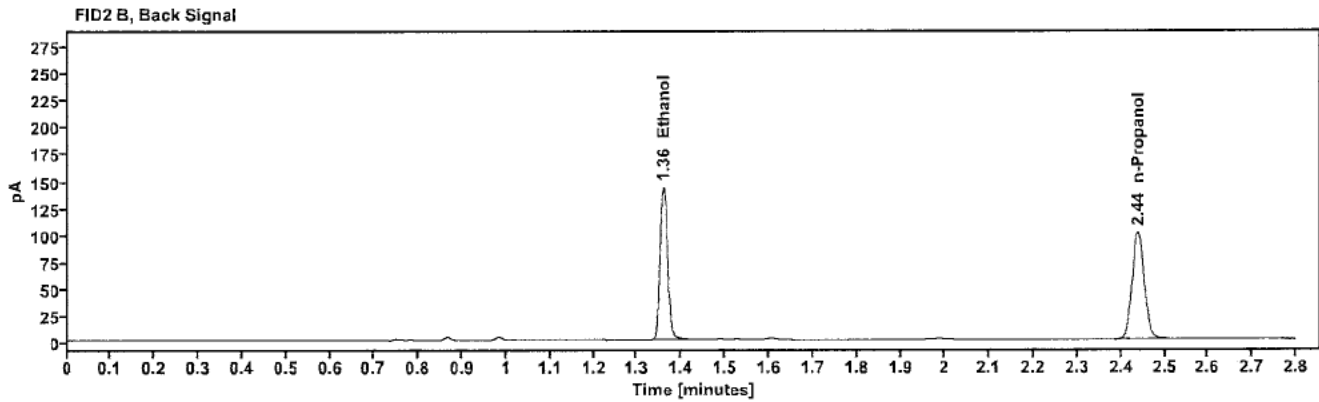
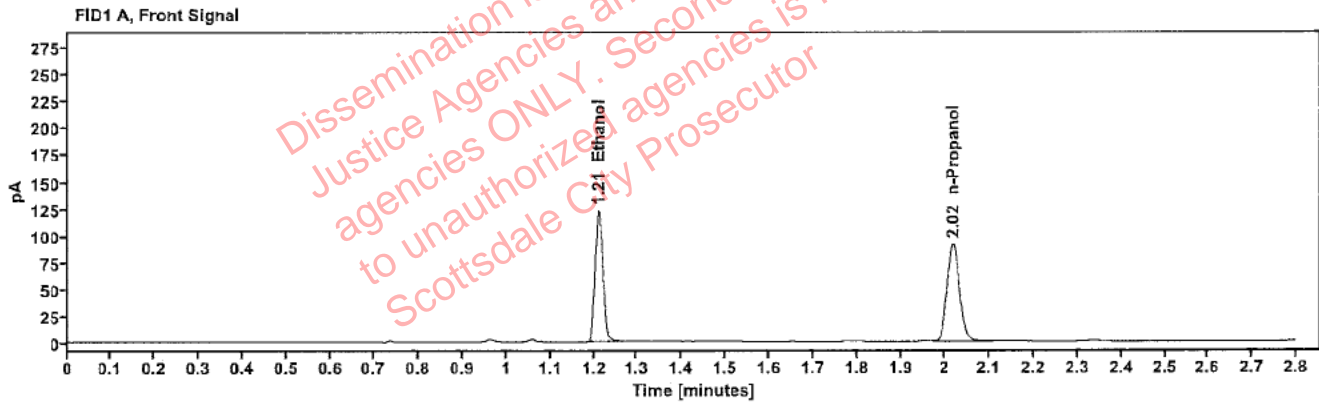


Table 1: FID 1 A (column DB-ALC1)

Compound	Amount (g/100mL)	Time (min)	Peak Area
>Ethanol	0.2431	1.211	155.827
n-Propanol	---	2.017	181.801

Table 2: FID 2 B (column DB-ALC2)

Compound	Time (min)	Peak Area
Ethanol	1.359	171.595
n-Propanol	2.439	198.119

Scottsdale Police Department Crime Lab Volatiles Analysis

Sample:	2400614-1	Vial:	47
Description:	[REDACTED]	LIMS ID:	[REDACTED]
Method:	ethanol quant.M	Sequence:	23Jan24
Instrument:	US14173023 CN14160045	Injection date:	1/23/2024 6:25:35 PM
Data file:	C:\Chem32\1\Data\23Jan24\47.D	Analyst:	Abbott

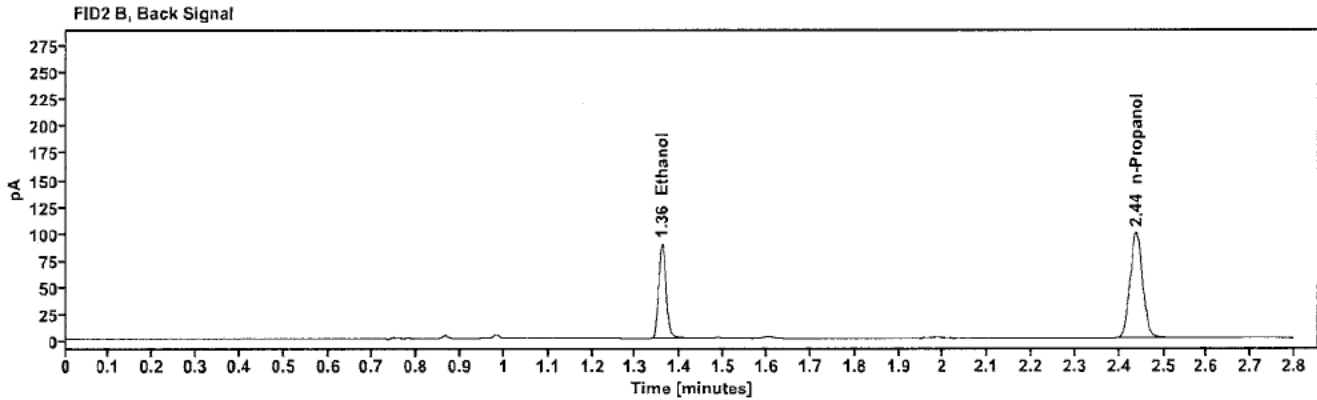
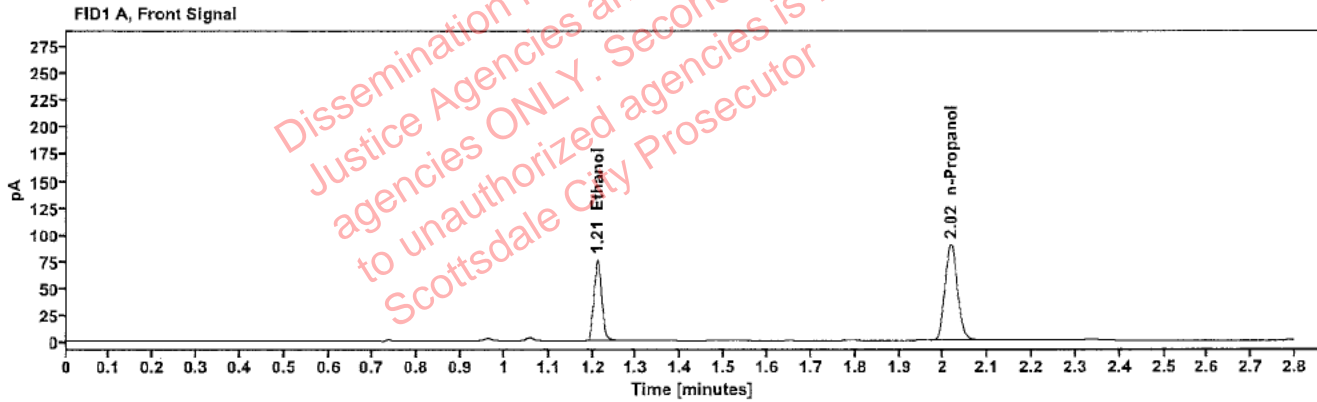


Table 1: FID 1 A (column DB-ALC1)

Compound	Amount (g/100mL)	Time (min)	Peak Area
>Ethanol	0.1531	1.211	96.472
n-Propanol	-----	2.016	178.844

Table 2: FID 2 B (column DB-ALC2)

Compound	Time (min)	Peak Area
Ethanol	1.358	106.158
n-Propanol	2.438	195.019

Scottsdale Police Department Crime Lab Volatiles Analysis

Sample:	2400614-1	Vial:	48
Description:	[REDACTED]	LIMS ID:	[REDACTED]
Method:	ethanol quant.M	Sequence:	23Jan24
Instrument:	US14173023 CN14160045	Injection date:	1/23/2024 6:29:35 PM
Data file:	C:\Chem32\1\Data\23Jan24\48.D	Analyst:	Abbott

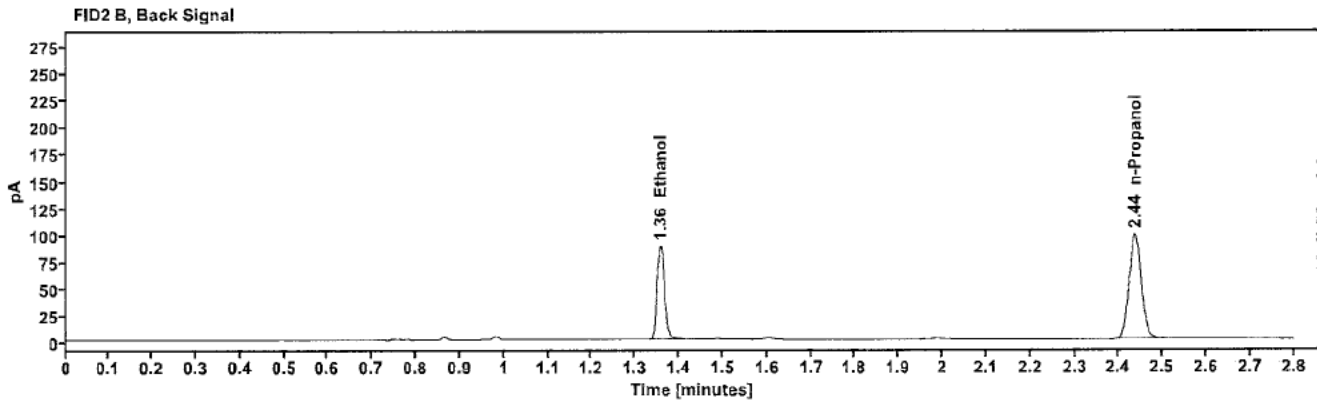
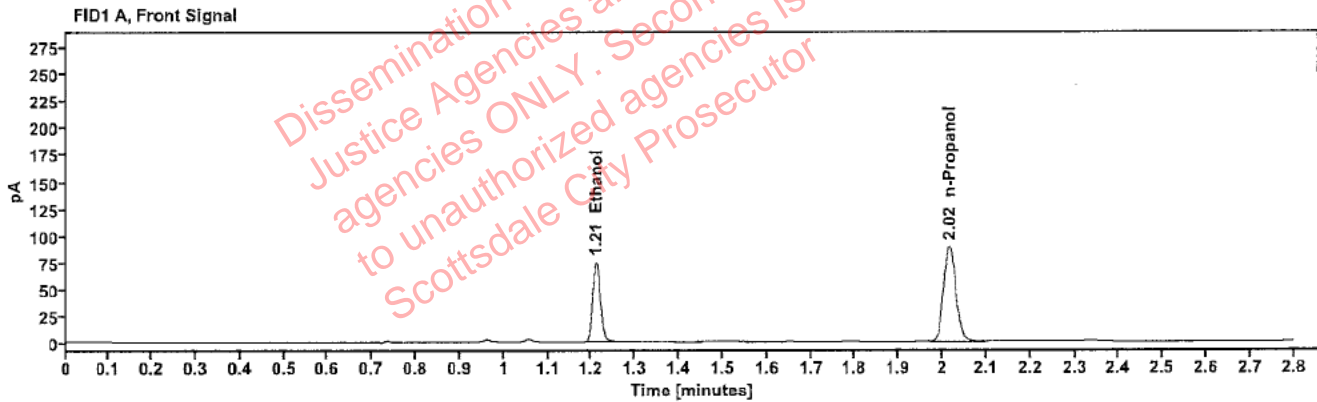


Table 1: FID 1 A (column DB-ALC1)

Compound	Amount (g/100mL)	Time (min)	Peak Area
>Ethanol	0.1521	1.210	95.076
n-Propanol	---	2.015	177.339

Table 2: FID 2 B (column DB-ALC2)

Compound	Time (min)	Peak Area
Ethanol	1.357	104.786
n-Propanol	2.436	193.342

Scottsdale Police Department Crime Lab Volatiles Analysis

Sample:	2400698-1	Vial:	49
Description:	[REDACTED]	LIMS ID:	[REDACTED]
Method:	ethanol quant.M	Sequence:	23Jan24
Instrument:	US14173023 CN14160045	Injection date:	1/23/2024 6:33:49 PM
Data file:	C:\Chem32\1\Data\23Jan24\49.D	Analyst:	Abbott

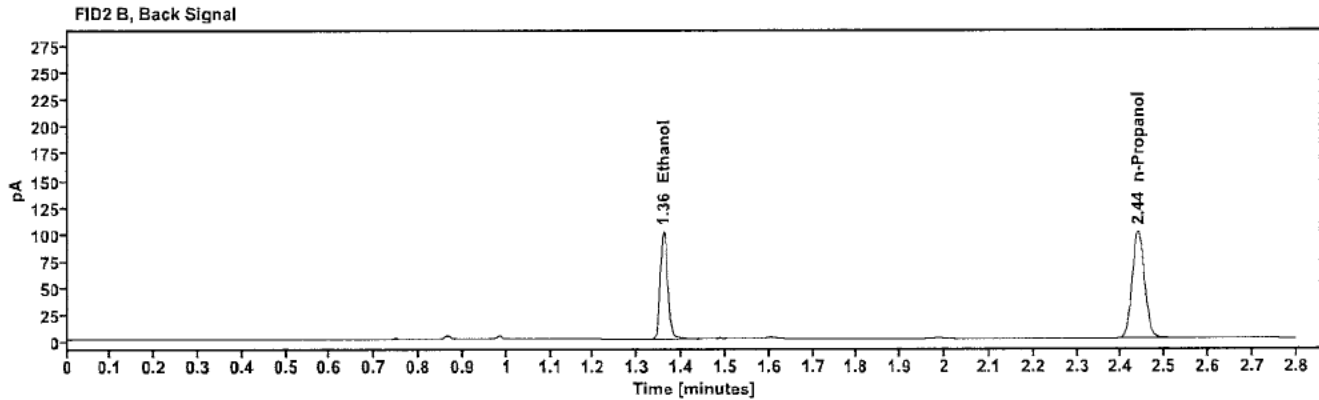
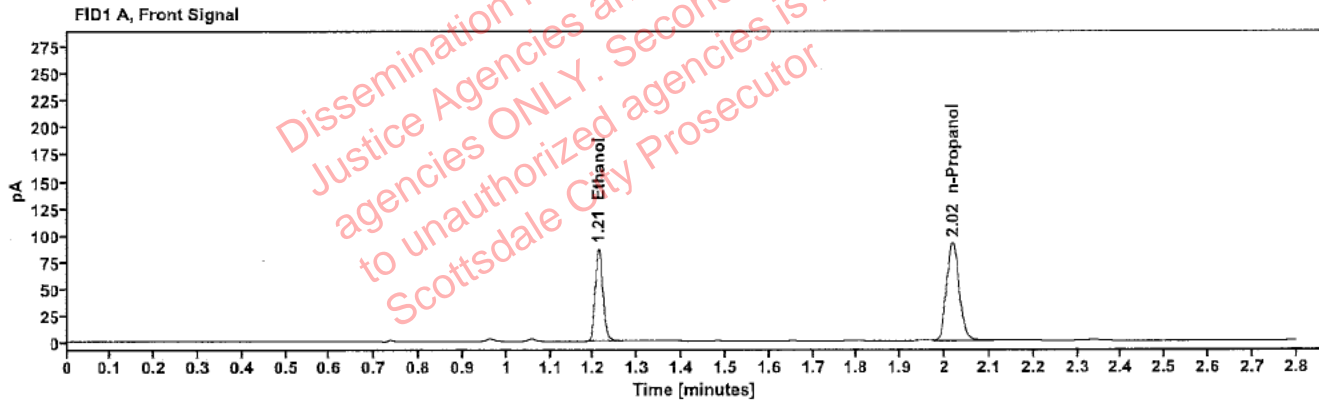


Table 1: FID 1 A (column DB-ALC1)

Compound	Amount (g/100mL)	Time (min)	Peak Area
>Ethanol	0.1709	1.211	110.137
n-Propanol	-----	2.017	182.840

Table 2: FID 2 B (column DB-ALC2)

Compound	Time (min)	Peak Area
Ethanol	1.359	121.203
n-Propanol	2.438	198.995

Scottsdale Police Department Crime Lab Volatiles Analysis

Sample:	2400698-1	Vial:	50
Description:	[REDACTED]	LIMS ID:	[REDACTED]
Method:	Ethanol quant.	Sequence:	23Jan24
Instrument:	US14173023 CN14160045	Injection date:	1/23/2024 6:37:49 PM
Data file:	C:\Chem32\1\Data\23Jan24\50.D	Analyst:	Abbott

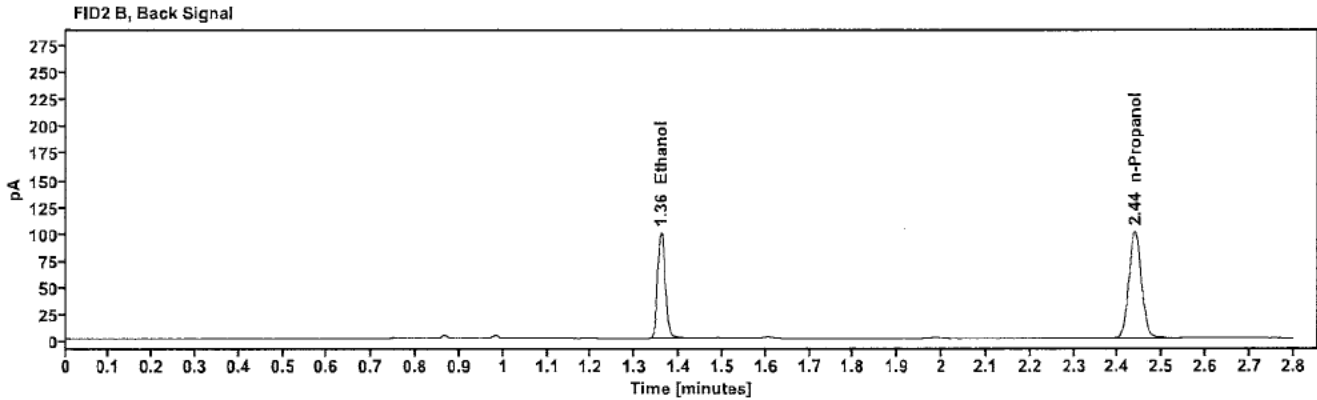
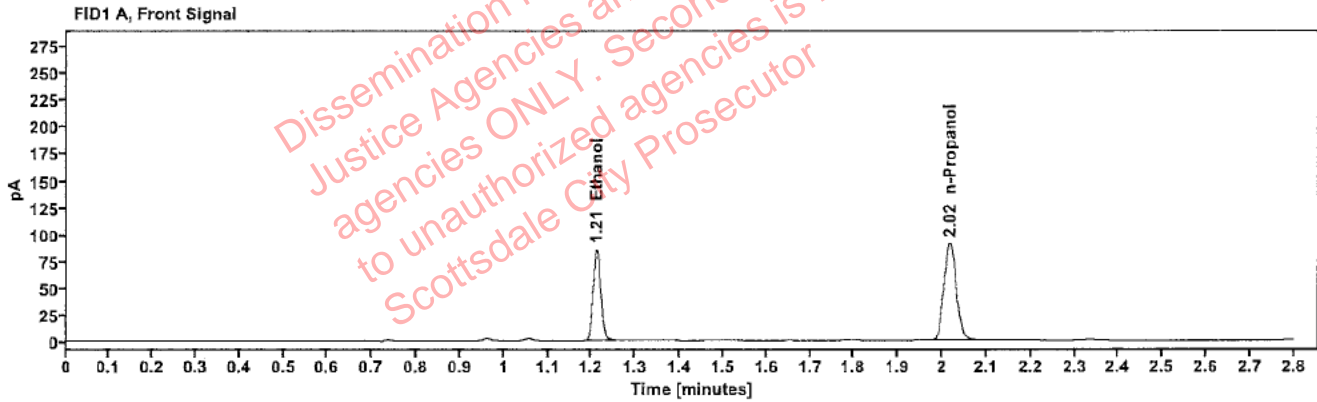


Table 1: FID 1 A (column DB-ALC1)

Compound	Amount (g/100mL)	Time (min)	Peak Area
>Ethanol	0.1697	1.211	108.601
n-Propanol	-----	2.017	181.550

Table 2: FID 2 B (column DB-ALC2)

Compound	Time (min)	Peak Area
Ethanol	1.359	119.542
n-Propanol	2.438	197.757

Scottsdale Police Department Crime Lab Volatiles Analysis

Sample:	2325857-1	Vial:	51
Description:	[REDACTED]	LIMS ID:	[REDACTED]
Method:	ethanol quant.M	Sequence:	23Jan24
Instrument:	US14173023 CN14160045	Injection date:	1/23/2024 6:41:49 PM
Data file:	C:\Chem32\1\Data\23Jan24\51.D	Analyst:	Abbott

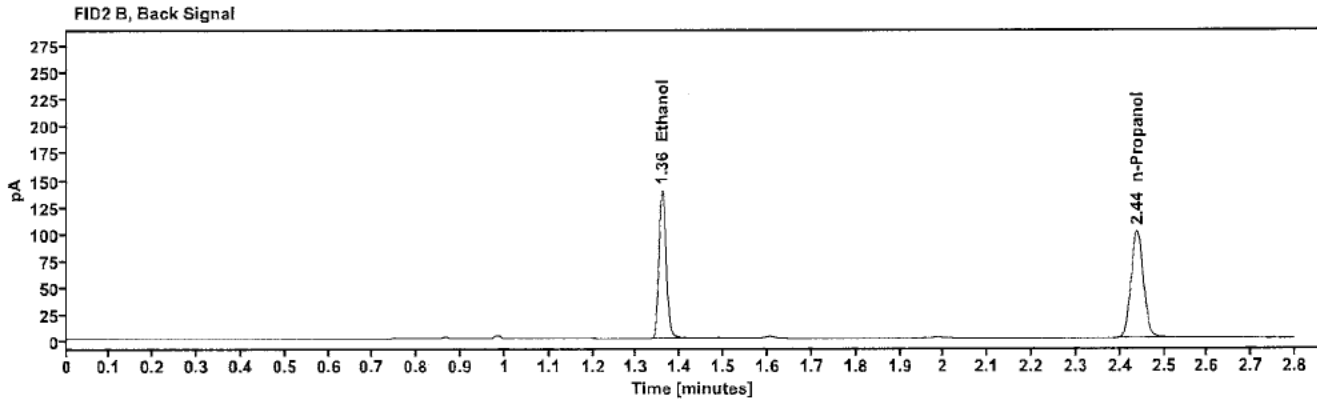
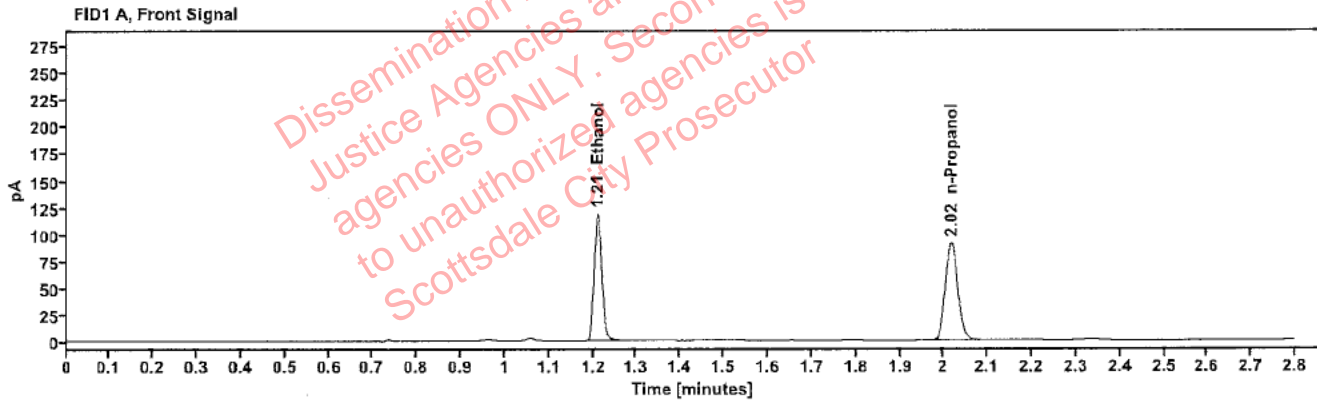


Table 1: FID 1 A (column DB-ALC1)

Compound	Amount (g/100mL)	Time (min)	Peak Area
>Ethanol	0.2356	1.210	150.790
n-Propanol	-----	2.017	181.475

Table 2: FID 2 B (column DB-ALC2)

Compound	Time (min)	Peak Area
Ethanol	1.359	165.957
n-Propanol	2.438	197.560

Scottsdale Police Department Crime Lab Volatiles Analysis

Sample:	2325857-1	Vial:	52
Description:	[REDACTED]	LIMS ID:	[REDACTED]
Method:	ethanol quant.M	Sequence:	23Jan24
Instrument:	US14173023 CN14160045	Injection date:	1/23/2024 6:45:49 PM
Data file:	C:\Chem32\1\Data\23Jan24\52.D	Analyst:	Abbott

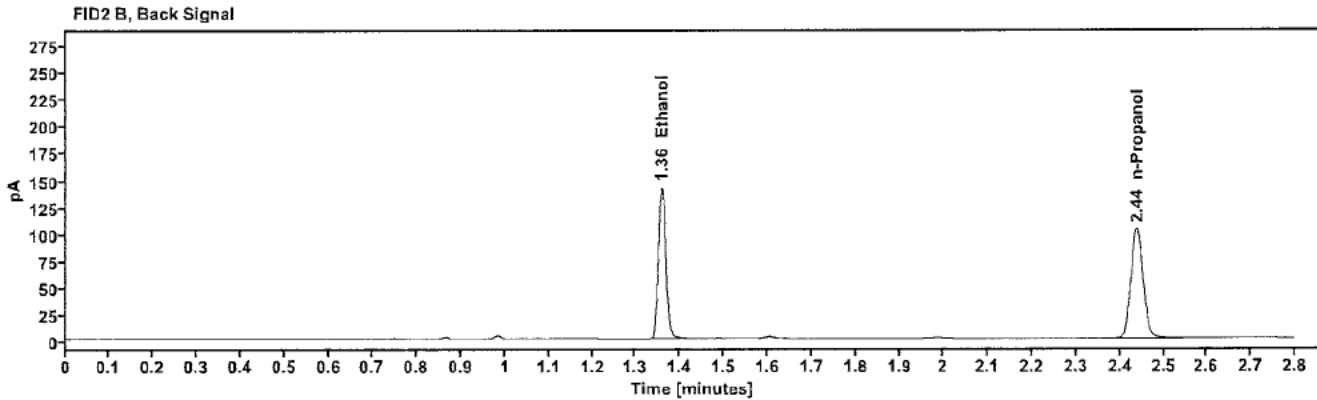
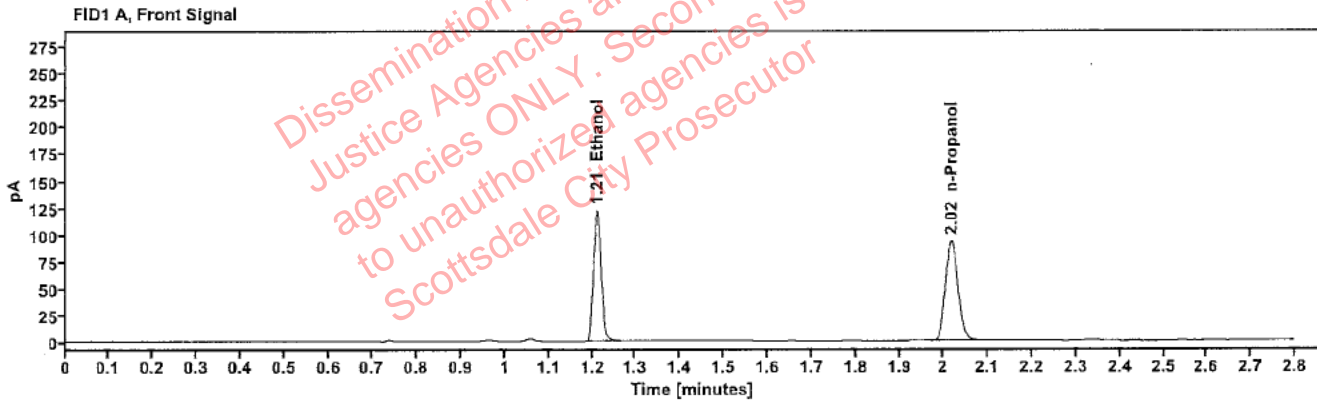


Table 1: FID 1 A (column DB-ALC1)

Compound	Amount (g/100mL)	Time (min)	Peak Area
>Ethanol	0.2363	1.211	154.909
n-Propanol	-----	2.017	185.909

Table 2: FID 2 B (column DB-ALC2)

Compound	Time (min)	Peak Area
Ethanol	1.359	170.635
n-Propanol	2.439	202.383