

SCOTTSDALE POLICE DEPARTMENT CRIME LABORATORY BLOOD ALCOHOL FACE SHEET

ANALYSIS DATE 4/2/24 SEQUENCE NAME 02Apr24

EQUIPMENT

Pipettor Hamilton ML600EH7497 Hamilton ML600GJ10749
 Gas Chromatograph Agilent US14173023

INSTRUMENT CALIBRATION

Vial 1 0.02 calibrator Lot FN03122113 Coefficient of determination (r²)
 Vial 2 0.10 calibrator Lot FN03072301 0.99999
 Vial 3 0.20 calibrator Lot FN03132302
 Vial 4 0.40 calibrator Lot FN03052102

CALIBRATION VERIFICATION AND RESOLUTION TEST

Vial	Sample	Expected result	Measured result	Manufacturer/lot
5	Blank	Not detected	Not detected	SPD lab 011823WB
6	Volatiles mix	6 compounds	6 compounds	SPD lab 050721MIX
7	Aqueous control	0.400 g/dL	0.402 g/dL	Lipomed 30012020-A
8	Aqueous control	0.040 g/dL	0.040 g/dL	Lipomed 14082019-B
9	Blood control	0.199 g/dL	0.203 g/dL	ACQ 4110320133/11
20	Aqueous control	0.080 g/dL	0.081 g/dL	Lipomed 20012020-B
31	Blood control	0.199 g/dL	0.204 g/dL	ACQ 4110320133/11
42	Aqueous control	0.080 g/dL	0.080 g/dL	Lipomed 20012020-B
53	Aqueous control	0.400 g/dL	0.419 g/dL	Lipomed 30012020-A
54	Aqueous control	0.040 g/dL	0.041 g/dL	Lipomed 14082019-B
55	Blood control	0.199 g/dL	0.204 g/dL	ACQ 4110320133/11
56	Blank	Not detected	Not detected	SPD lab 032824AQ

SUBJECT SAMPLES

Subjects in the sequence 20 Subjects requiring reanalysis 0

ADDITIONAL NOTES: All testing proceeded as expected.

Run valid Philip B... Run valid ASR Abbott
 Run invalid Analyst Run invalid Technical Reviewer

Scottsdale Police Department Crime Laboratory Sequence Quality Assurance Summary

PB

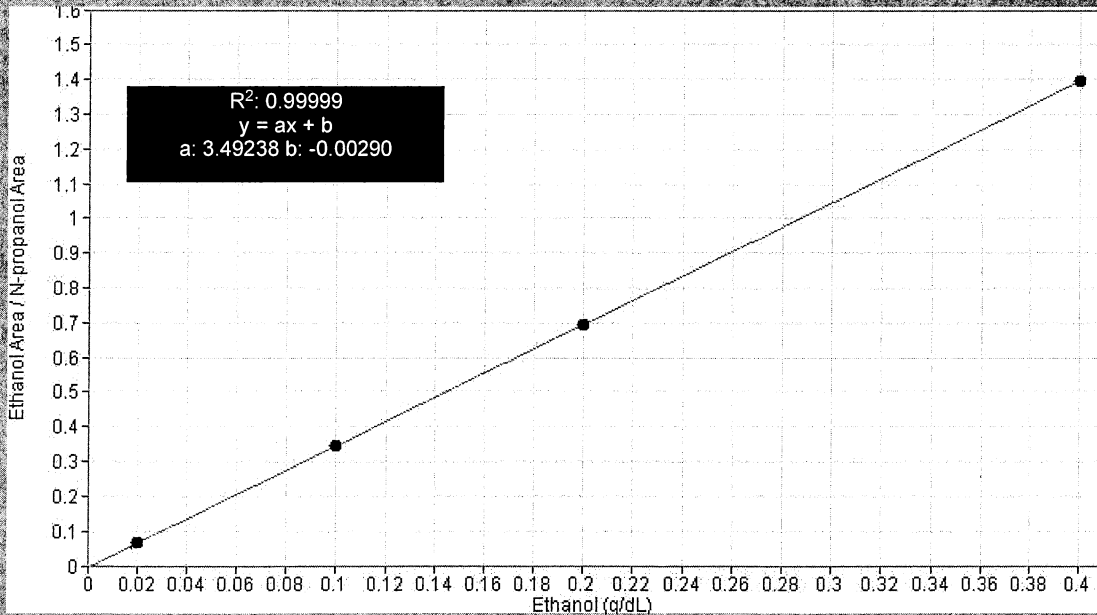
SEQUENCE NAME: 02Apr24

ANALYST: Brooke

Sample Name	Vial	Measured Value (g/dL)	Expected Value (g/dL)	Percent Difference	Absolute Difference (g/dL)
blank 011823WB	5	negative	negative	-	-
0.400 30012020-A	7	0.402	0.400	0.50	0.002
0.040 14082019-B	8	0.040	0.040	0.00	0.000
0.199 4110320133/11	9	0.203	0.199	2.01	0.004
0.080 20012020-B	20	0.081	0.080	1.25	0.001
0.199 4110320133/11	31	0.204	0.199	2.51	0.005
0.080 20012020-B	42	0.080	0.080	0.00	0.000
0.400 30012020-A	53	0.419	0.400	4.75	0.019
0.040 14082019-B	54	0.041	0.040	2.50	0.001
0.199 4110320133/11	55	0.204	0.199	2.51	0.005
blank 032824AQ	56	negative	negative	-	-

Calibrator	Ethanol Area	N-propanol Area	Ratio
0.020	11.481	169.559	0.068
0.100	58.736	169.033	0.348
0.200	118.577	171.251	0.692
0.400	239.186	171.421	1.395

Calibration Line



YB

Scottsdale Police Department Crime Lab Volatiles Analysis

Sample:	FN03122113	Vial:	1
Description:	0.020 calibrator	Sequence:	02Apr24
Method:	ethanol quant.M	Injection date:	4/2/2024 4:36:06 PM
Instrument:	US14173023 CN14160045	Analyst:	Brooke
Data file:	C:\Chem32\1\Data\02Apr24\1.D		

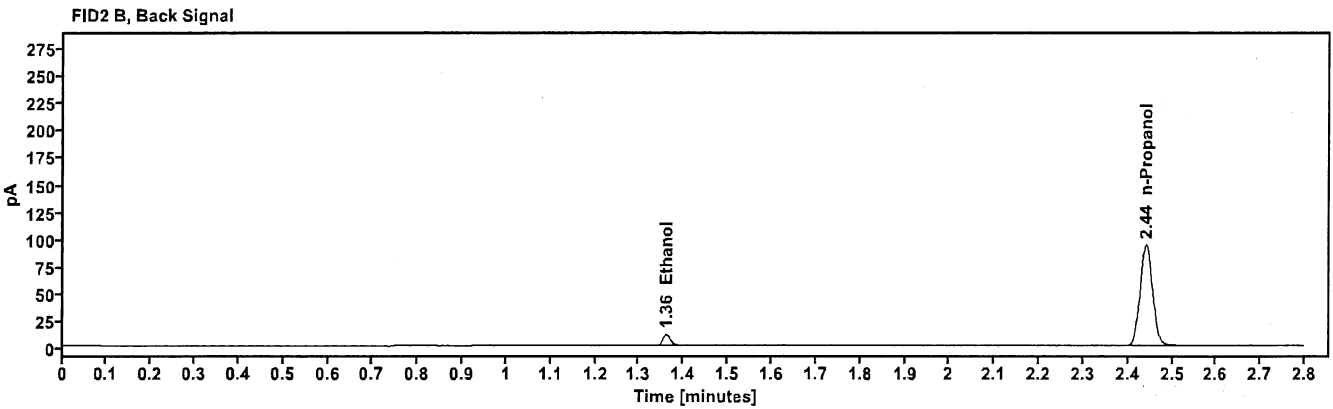
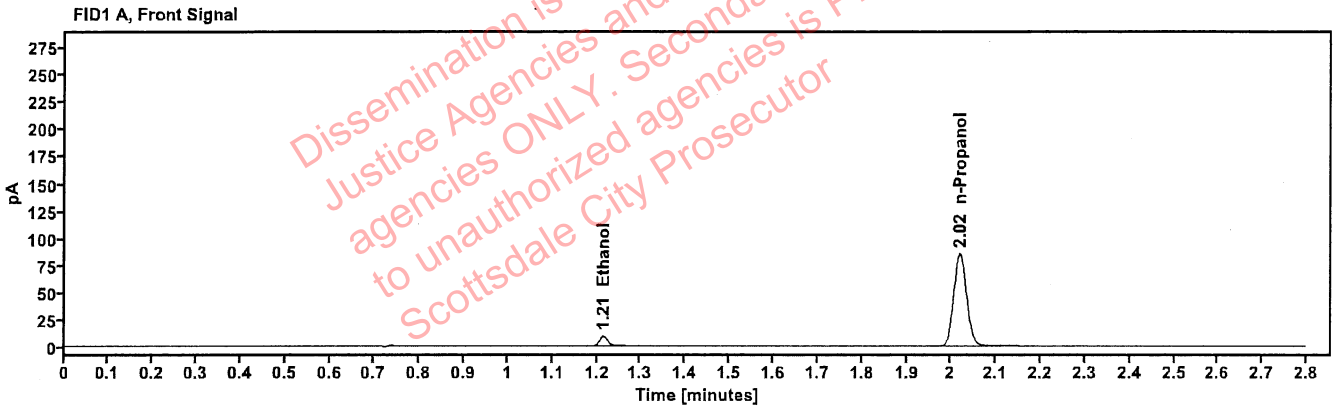


Table 1: FID 1 A (column DB-ALC1)

Compound	Time (min)	Peak Area
Ethanol	1.214	11.481
n-Propanol	2.019	169.559

Table 2: FID 2 B (column DB-ALC2)

Compound	Time (min)	Peak Area
Ethanol	1.361	12.569
n-Propanol	2.441	184.449

88

Scottsdale Police Department Crime Lab Volatiles Analysis

Sample:	FN03072301	Vial:	2
Description:	0.100 calibrator	Sequence:	02Apr24
Method:	ethanol quant.M	Injection date:	4/2/2024 4:40:06 PM
Instrument:	US14173023 CN14160045	Analyst:	Brooke
Data file:	C:\Chem32\1\Data\02Apr24\2.D		

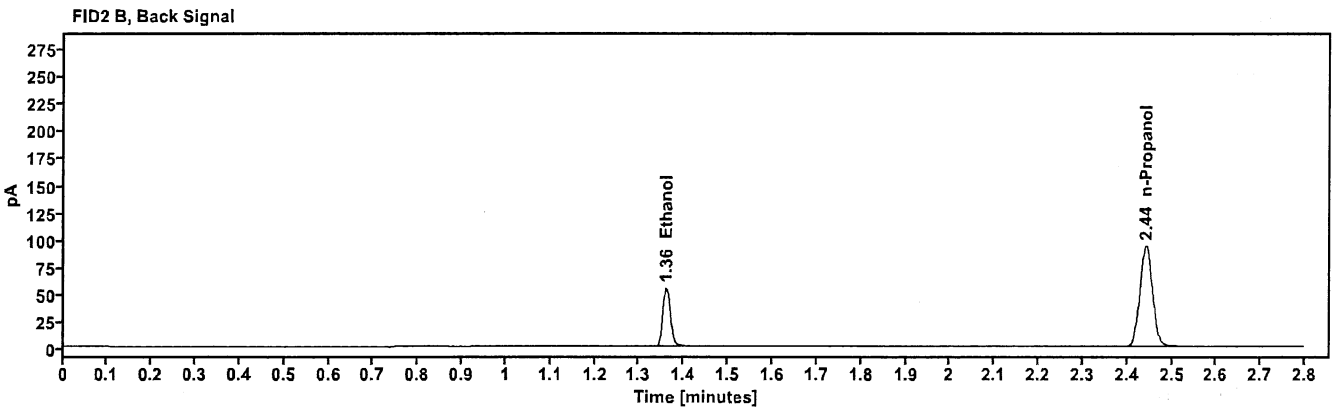
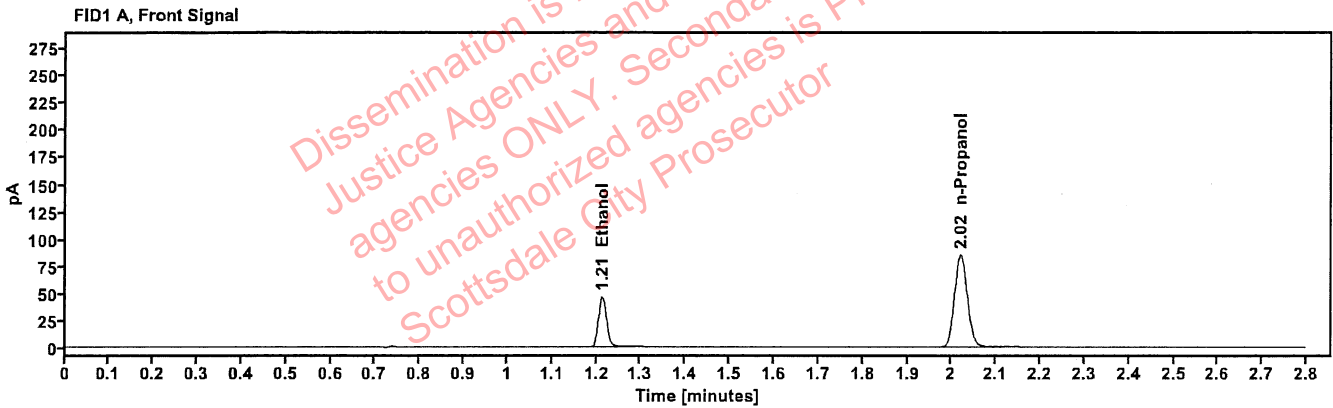


Table 1: FID 1 A (column DB-ALC1)

Compound	Time (min)	Peak Area
Ethanol	1.213	58.736
n-Propanol	2.020	169.033

Table 2: FID 2 B (column DB-ALC2)

Compound	Time (min)	Peak Area
Ethanol	1.360	64.407
n-Propanol	2.442	183.674

JB

Scottsdale Police Department Crime Lab Volatiles Analysis

Sample: FN03132302	Vial: 3
Description: 0.200 calibrator	Sequence: 02Apr24
Method: ethanol quant.M	Injection date: 4/2/2024 4:44:06 PM
Instrument: US14173023 CN14160045	Analyst: Brooke
Data file: C:\Chem32\1\Data\02Apr24\3.D	

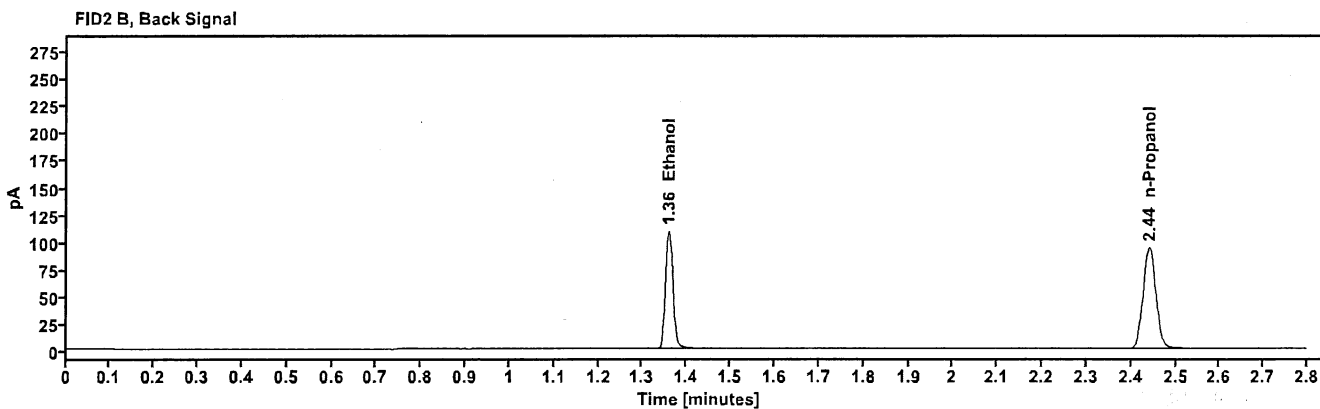
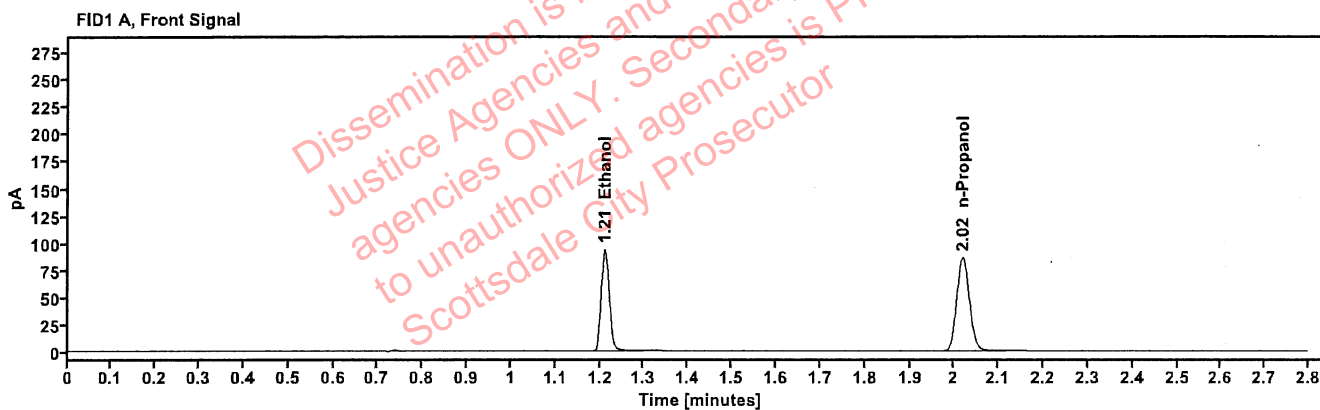


Table 1: FID 1 A (column DB-ALC1)

Compound	Time (min)	Peak Area
Ethanol	1.211	118.577
n-Propanol	2.019	171.251

Table 2: FID 2 B (column DB-ALC2)

Compound	Time (min)	Peak Area
Ethanol	1.358	130.151
n-Propanol	2.440	185.936

PB

Scottsdale Police Department Crime Lab Volatiles Analysis

Sample:	FN03052102	Vial:	4
Description:	0.400 calibrator	Sequence:	02Apr24
Method:	ethanol quant.M	Injection date:	4/2/2024 4:48:06 PM
Instrument:	US14173023 CN14160045	Analyst:	Brooke
Data file:	C:\Chem32\1\Data\02Apr24\4.D		

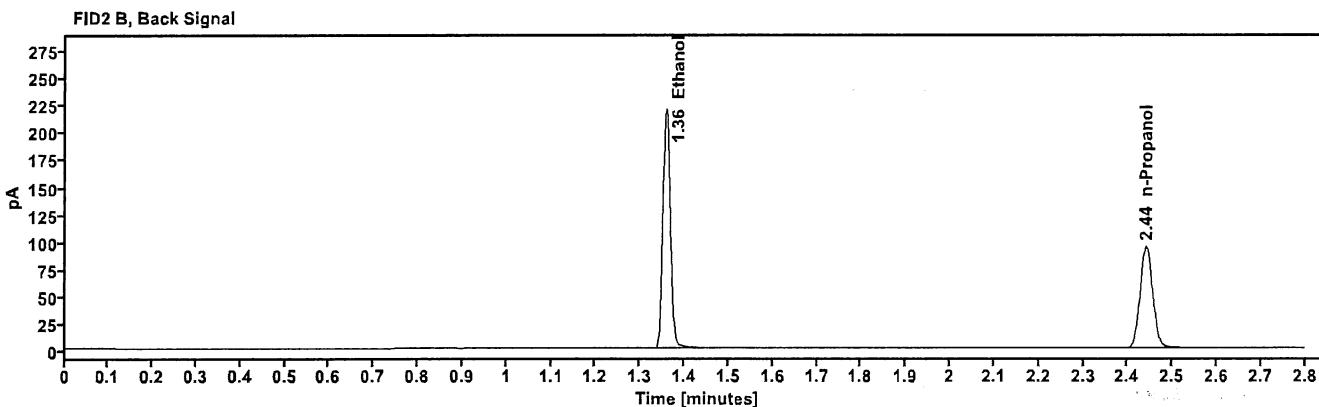
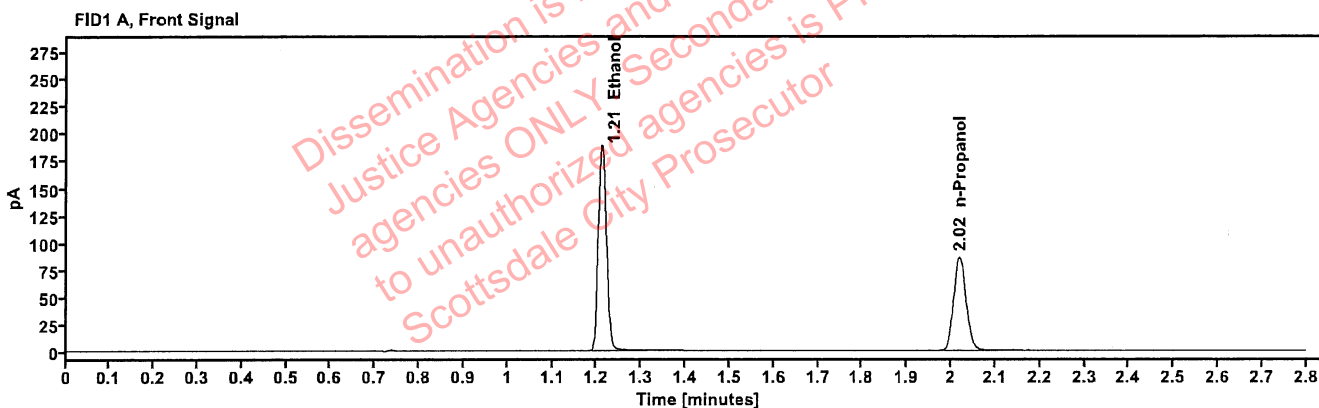


Table 1: FID 1 A (column DB-ALC1)

Compound	Time (min)	Peak Area
Ethanol	1.211	239.186
n-Propanol	2.019	171.421

Table 2: FID 2 B (column DB-ALC2)

Compound	Time (min)	Peak Area
Ethanol	1.358	263.319
n-Propanol	2.441	186.028

OB

Scottsdale Police Department Crime Lab Volatiles Analysis

Sample:	011823WB	Vial:	5
Description:	Negative	LIMS ID:	
Method:	ethanol quant.M	Sequence:	02Apr24
Instrument:	US14173023 CN14160045	Injection date:	4/2/2024 4:52:06 PM
Data file:	C:\Chem32\1\Data\02Apr24\5.D	Analyst:	Brooke

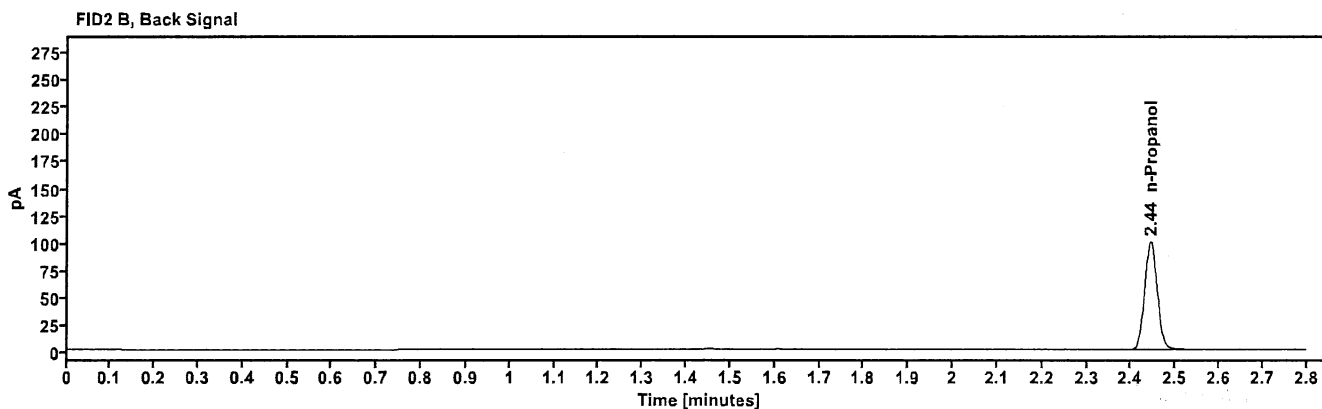
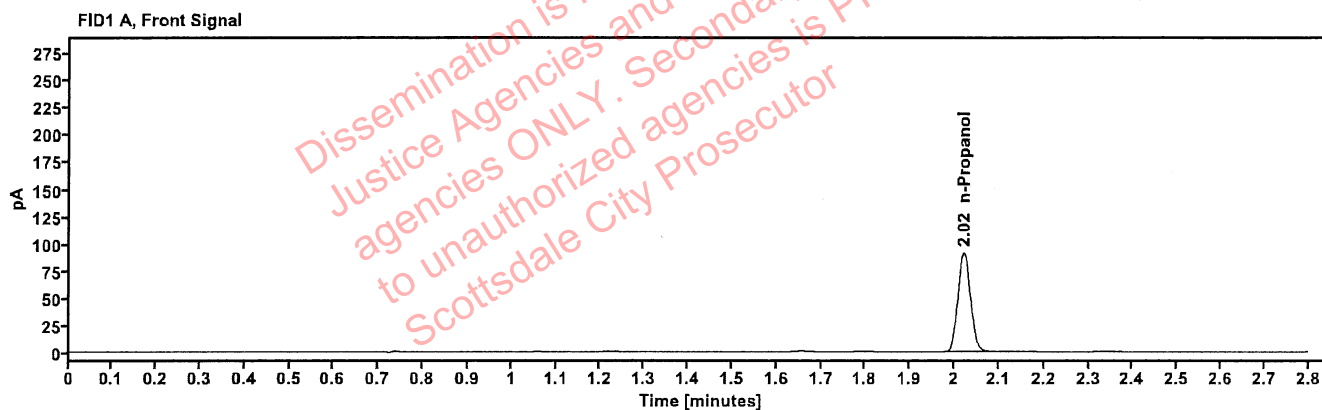


Table 1: FID 1 A (column DB-ALC1)

Compound	Amount (g/100mL)	Time (min)	Peak Area
n-Propanol	-----	2.021	181.726

Table 2: FID 2 B (column DB-ALC2)

Compound	Time (min)	Peak Area
n-Propanol	2.444	197.582

93

Scottsdale Police Department Crime Lab Volatiles Analysis

Sample:	050721MIX	Vial:	6
Description:	Volatiles mix	LIMS ID:	
Method:	ethanol quant.M	Sequence:	02Apr24
Instrument:	US14173023 CN14160045	Injection date:	4/2/2024 4:56:06 PM
Data file:	C:\Chem32\1\Data\02Apr24\6.D	Analyst:	Brooke

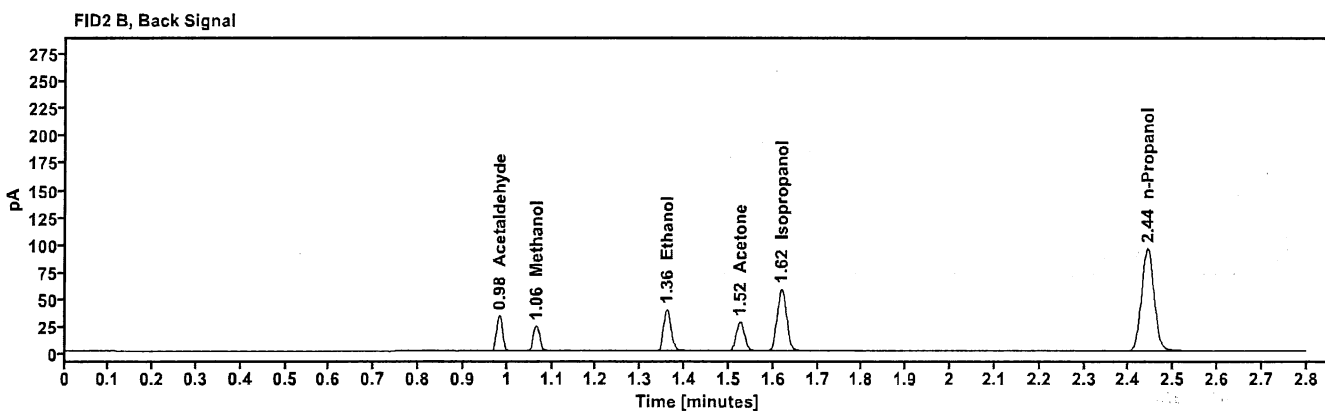
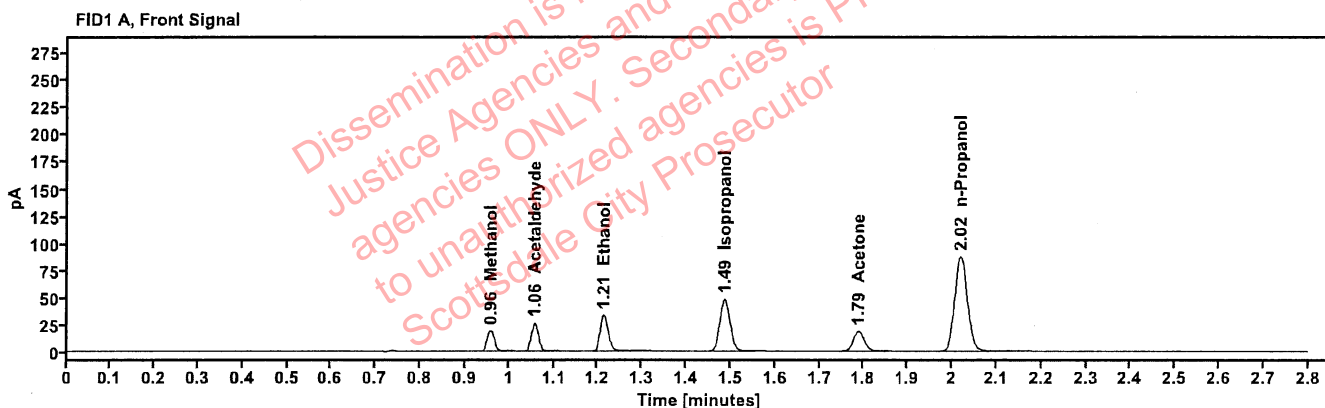


Table 1: FID 1 A (column DB-ALC1)

Compound	Amount (g/100mL)	Time (min)	Peak Area
Methanol	-----	0.958	21.384
Acetaldehyde	-----	1.057	28.416
>Ethanol	0.0704	1.212	42.200
Isopropanol	-----	1.486	76.535
Acetone	-----	1.788	31.648
n-Propanol	-----	2.019	173.701

Table 2: FID 2 B (column DB-ALC2)

Compound	Time (min)	Peak Area
Acetaldehyde	0.982	31.808
Methanol	1.064	23.752
Ethanol	1.360	46.226
Acetone	1.525	34.870
Isopropanol	1.618	84.495
n-Propanol	2.441	188.479

Scottsdale Police Department Crime Lab Volatiles Analysis

JB

Sample: 30012020-A	Vial: 7
Description: 0.400	LIMS ID:
Method: ethanol quant.M	Sequence: 02Apr24
Instrument: US14173023 CN14160045	Injection date: 4/2/2024 5:00:21 PM
Data file: C:\Chem32\1\Data\02Apr24\7.D	Analyst: Brooke

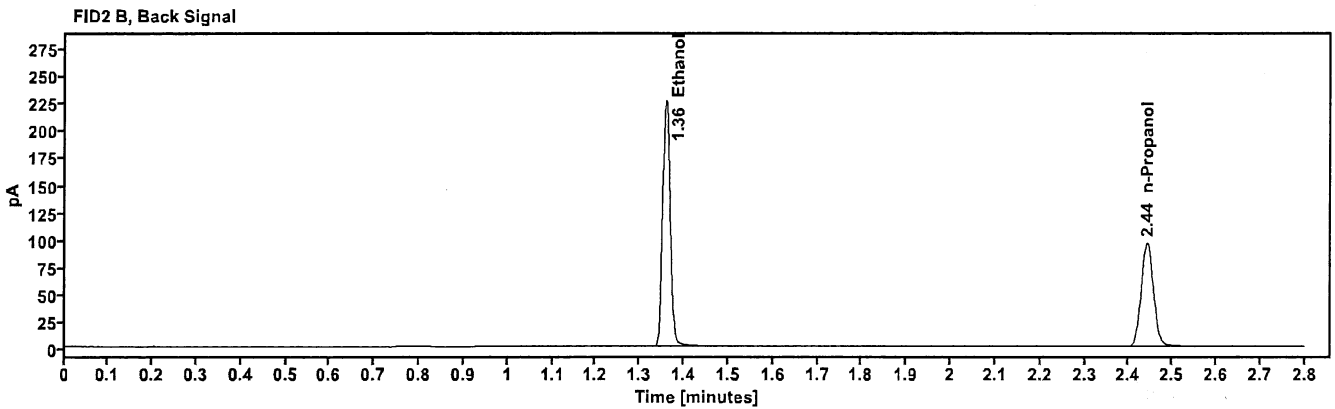
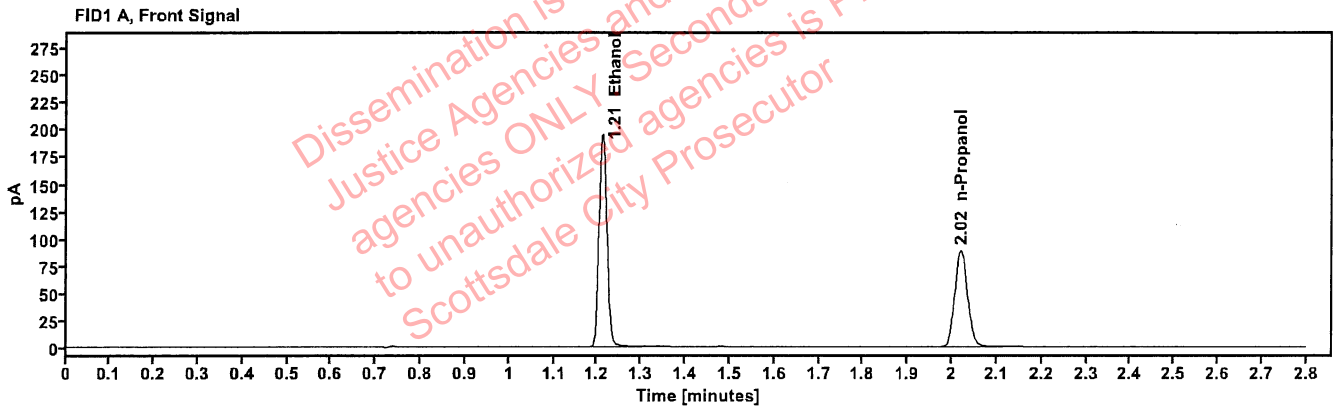


Table 1: FID 1 A (column DB-ALC1)

Compound	Amount (g/100mL)	Time (min)	Peak Area
>Ethanol	0.4024	1.211	246.499
n-Propanol	-----	2.020	175.787

Table 2: FID 2 B (column DB-ALC2)

Compound	Time (min)	Peak Area
Ethanol	1.359	271.469
n-Propanol	2.441	190.689

VB

Scottsdale Police Department Crime Lab Volatiles Analysis

Sample:	14082019-B	Vial:	8
Description:	0.040	LIMS ID:	
Method:	ethanol quant.M	Sequence:	02Apr24
Instrument:	US14173023 CN14160045	Injection date:	4/2/2024 5:04:20 PM
Data file:	C:\Chem32\1\Data\02Apr24\8.D	Analyst:	Brooke

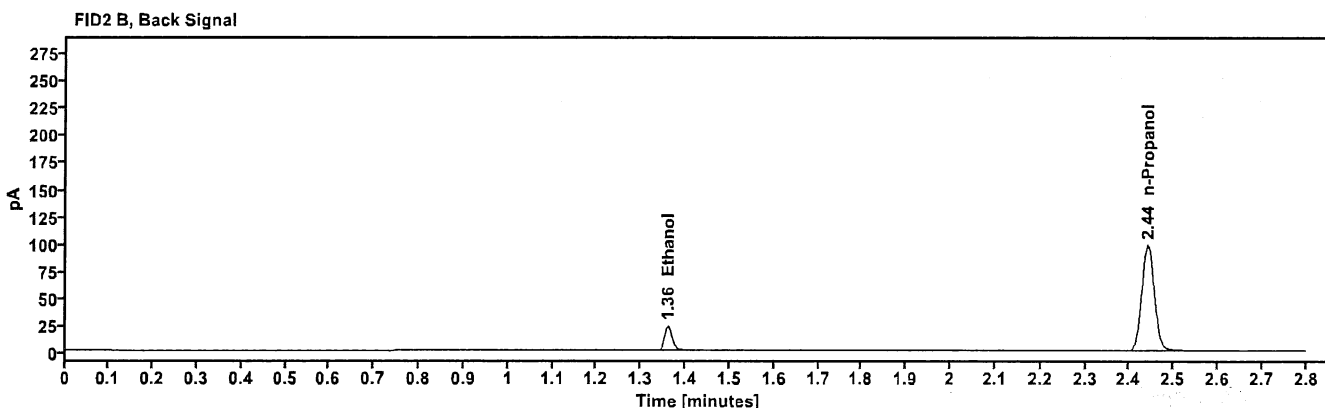
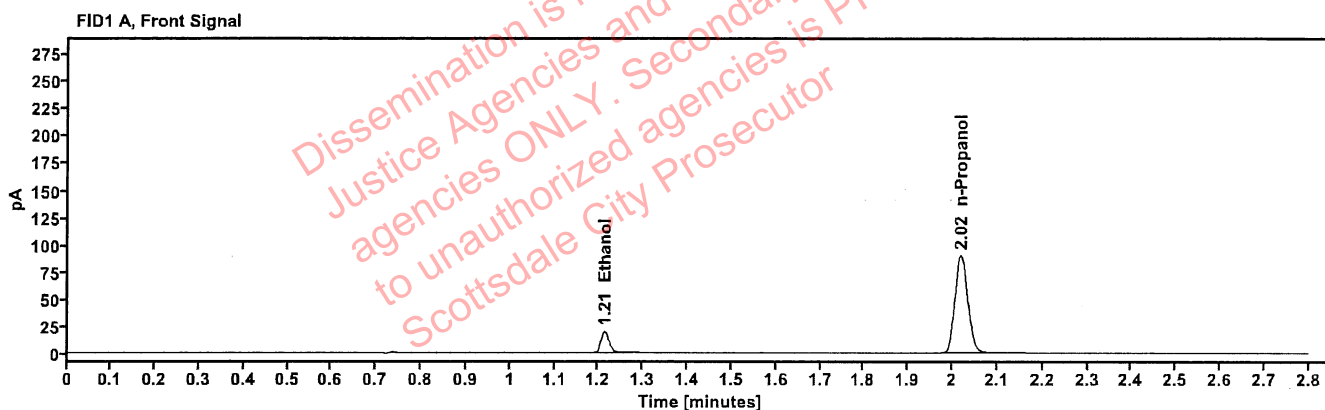


Table 1: FID 1 A (column DB-ALC1)

Compound	Amount (g/100mL)	Time (min)	Peak Area
>Ethanol	0.0407	1.213	24.942
n-Propanol	---	2.019	178.974

Table 2: FID 2 B (column DB-ALC2)

Compound	Time (min)	Peak Area
Ethanol	1.360	27.209
n-Propanol	2.441	194.377

Scottsdale Police Department Crime Lab Volatiles Analysis

PB

Sample: 4110320133/11	Vial: 9
Description: 0.199	LIMS ID:
Method: ethanol quant.M	Sequence: 02Apr24
Instrument: US14173023 CN14160045	Injection date: 4/2/2024 5:08:20 PM
Data file: C:\Chem32\1\Data\02Apr24\9.D	Analyst: Brooke

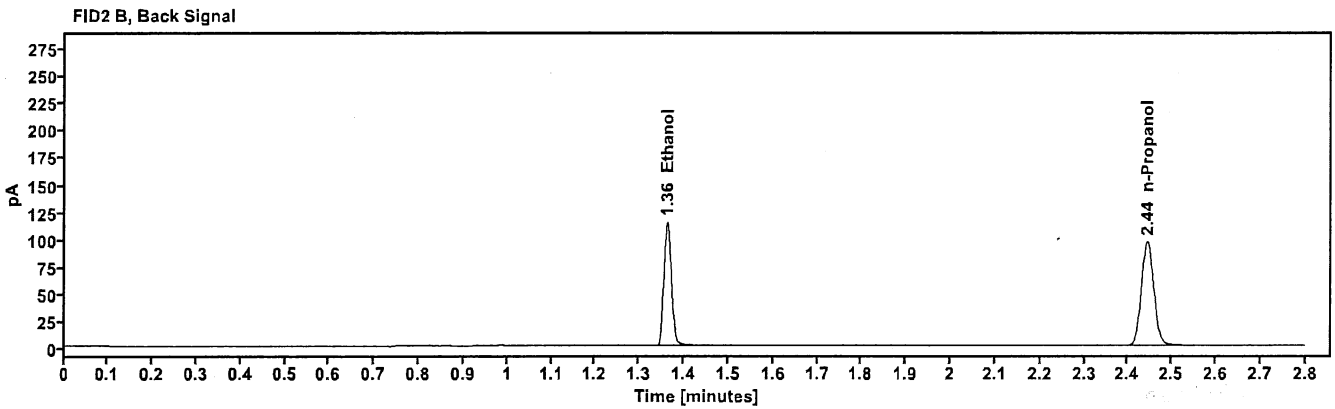
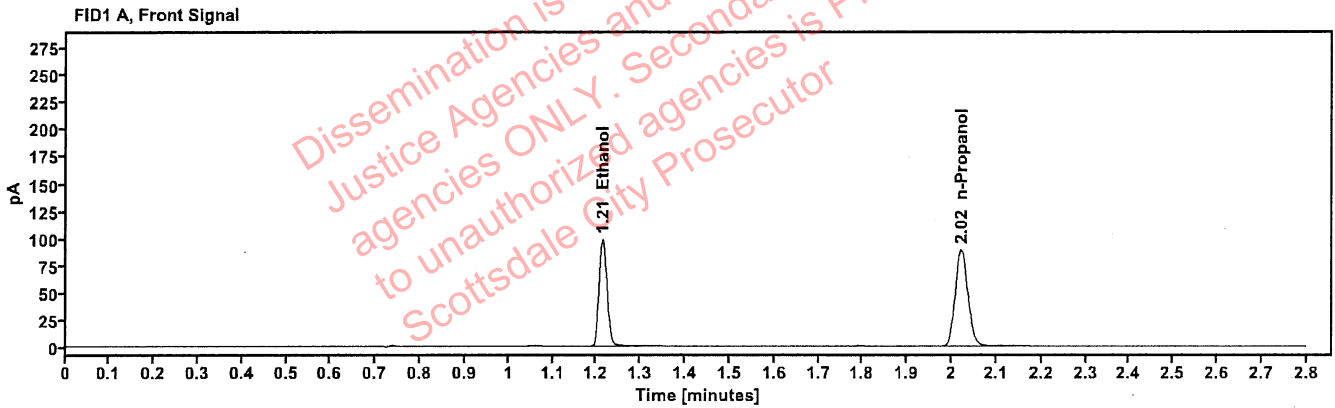


Table 1: FID 1 A (column DB-ALC1)

Compound	Amount (g/100mL)	Time (min)	Peak Area
>Ethanol	0.2033	1.213	125.010
n-Propanol	---	2.021	176.759

Table 2: FID 2 B (column DB-ALC2)

Compound	Time (min)	Peak Area
Ethanol	1.362	137.160
n-Propanol	2.444	191.798

Scottsdale Police Department Crime Lab Volatiles Analysis

PB

Sample: 20012020-B	Vial: 20
Description: 0.080	LIMS ID:
Method: ethanol quant.M	Sequence: 02Apr24
Instrument: US14173023 CN14160045	Injection date: 4/2/2024 5:52:51 PM
Data file: C:\Chem32\1\Data\02Apr24\20.D	Analyst: Brooke

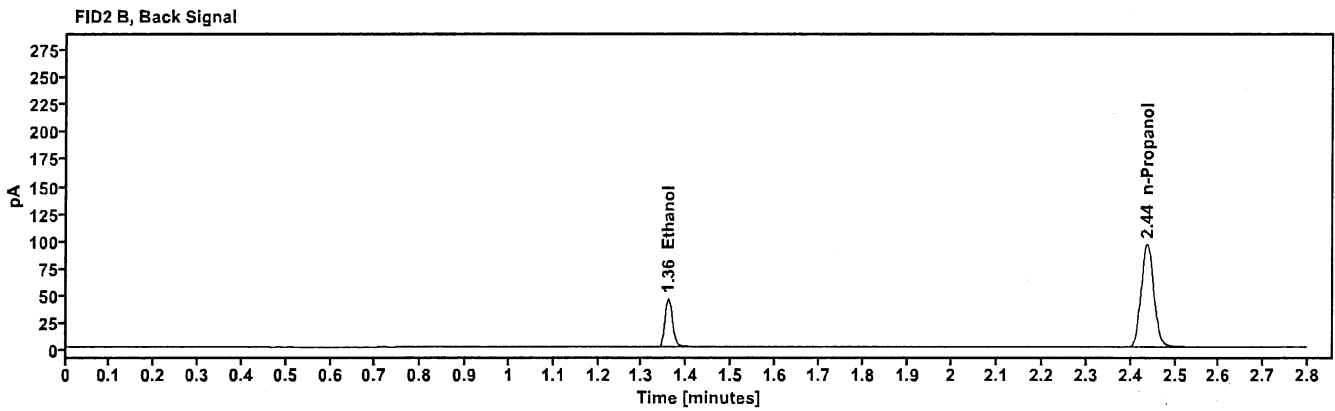
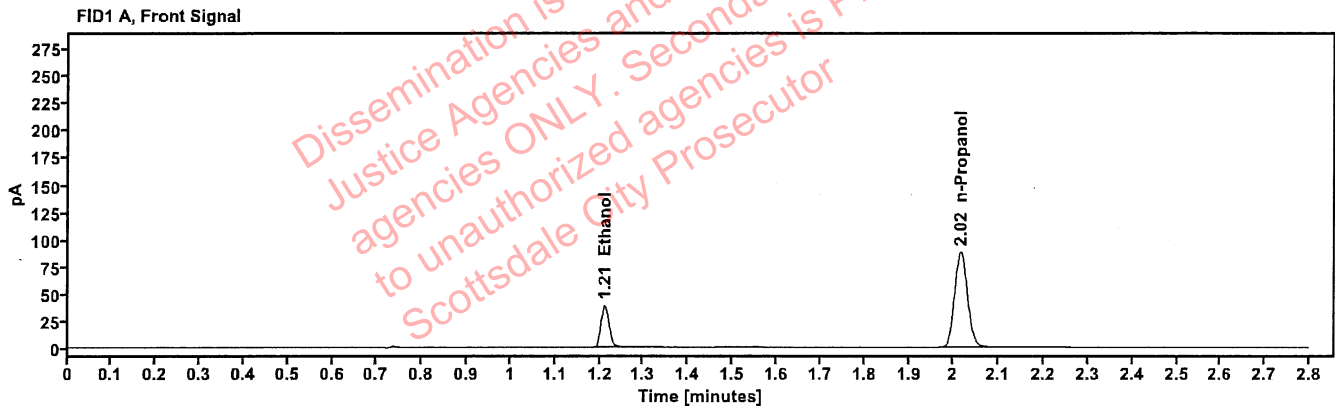


Table 1: FID 1 A (column DB-ALC1)

Compound	Amount (g/100mL)	Time (min)	Peak Area
>Ethanol	0.0814	1.211	49.262
n-Propanol	-----	2.015	175.172

Table 2: FID 2 B (column DB-ALC2)

Compound	Time (min)	Peak Area
Ethanol	1.359	53.977
n-Propanol	2.437	189.463

Scottsdale Police Department Crime Lab Volatiles Analysis

BB

Sample: 4110320133/11	Vial: 31
Description: 0.199	LIMS ID:
Method: ethanol quant.M	Sequence: 02Apr24
Instrument: US14173023 CN14160045	Injection date: 4/2/2024 6:37:21 PM
Data file: C:\Chem32\1\Data\02Apr24\31.D	Analyst: Brooke

Dissemination is restricted to Criminal Justice Agencies and authorized agencies ONLY. Secondary dissemination to unauthorized agencies is PROHIBITED. Scottsdale City Prosecutor

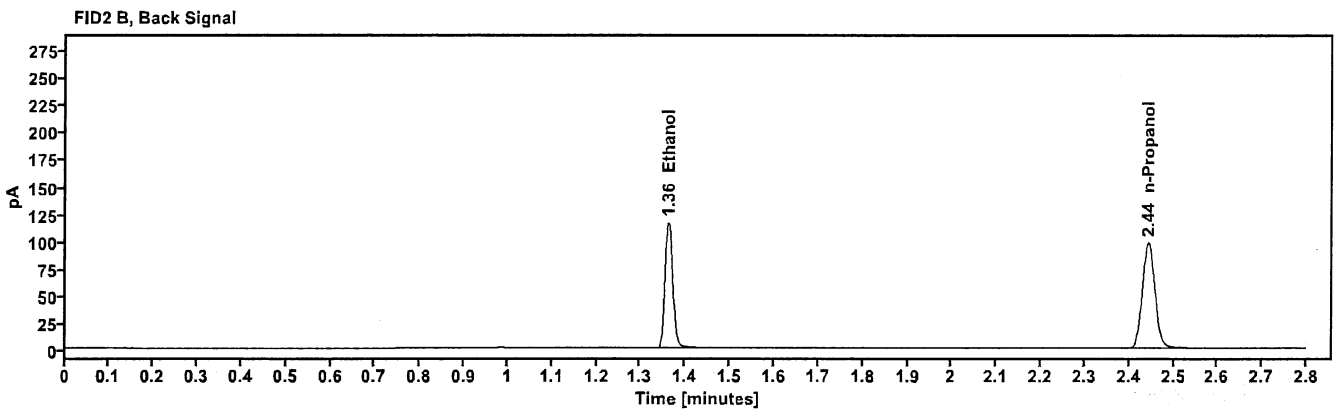
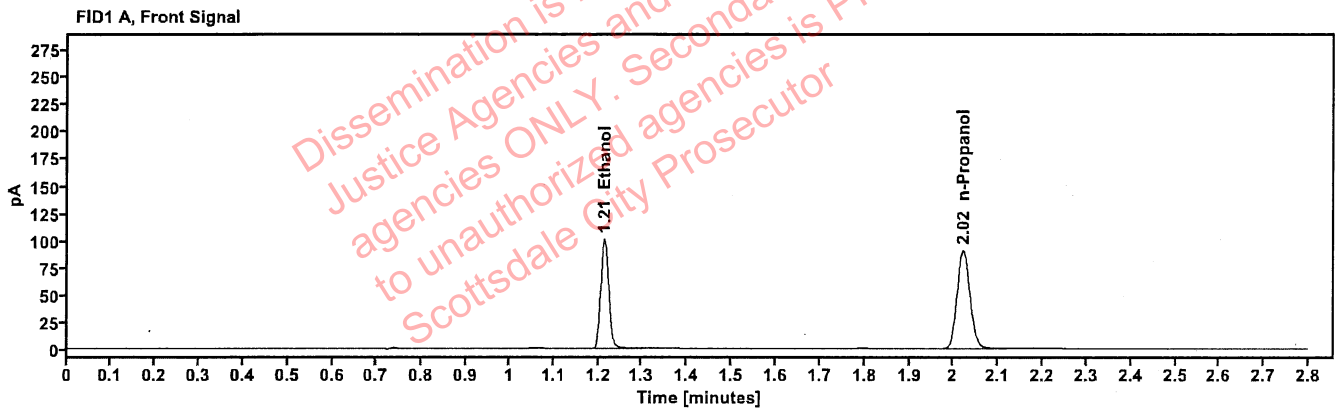


Table 1: FID 1 A (column DB-ALC1)

Compound	Amount (g/100mL)	Time (min)	Peak Area
>Ethanol	0.2042	1.213	128.056
n-Propanol	-----	2.021	180.268

Table 2: FID 2 B (column DB-ALC2)

Compound	Time (min)	Peak Area
Ethanol	1.362	140.277
n-Propanol	2.444	195.103

JB

Scottsdale Police Department Crime Lab Volatiles Analysis

Sample:	20012020-B	Vial:	42
Description:	0.080	LIMS ID:	
Method:	ethanol quant.M	Sequence:	02Apr24
Instrument:	US14173023 CN14160045	Injection date:	4/2/2024 7:21:36 PM
Data file:	C:\Chem32\1\Data\02Apr24\42.D	Analyst:	Brooke

Dissemination is restricted to Criminal Justice Agencies and authorized agencies ONLY. Secondary dissemination to unauthorized agencies is PROHIBITED. Scottsdale City Prosecutor

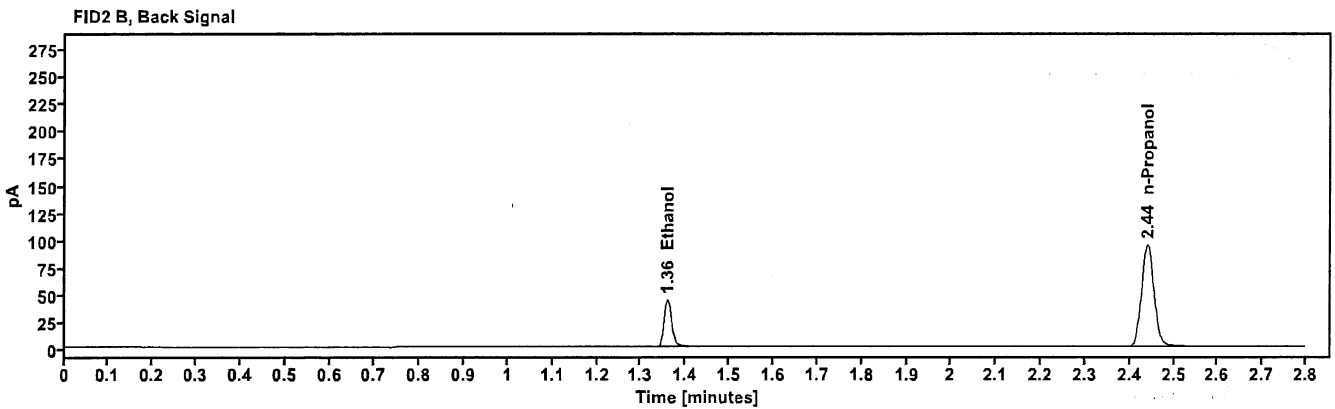
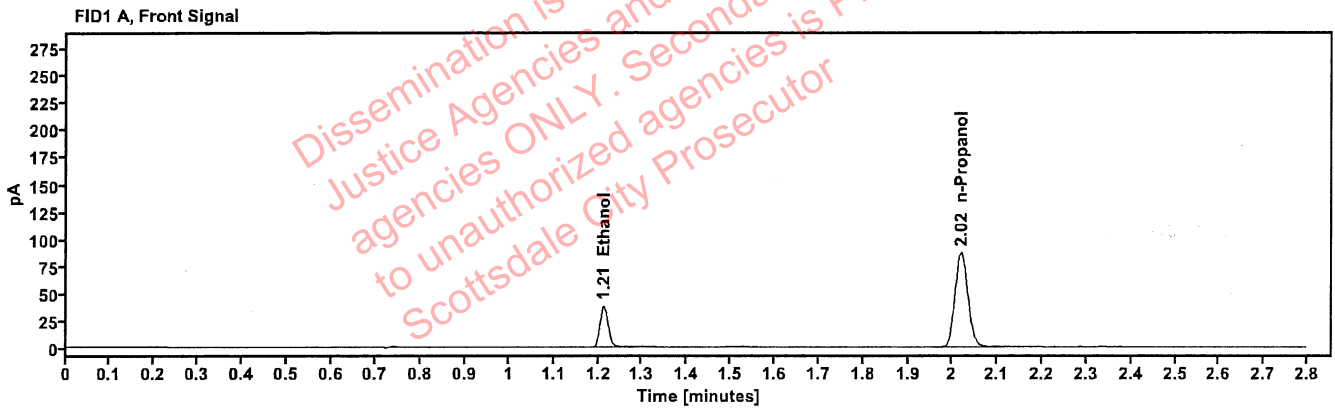


Table 1: FID 1 A (column DB-ALC1)

Compound	Amount (g/100mL)	Time (min)	Peak Area
>Ethanol	0.0803	1.212	48.150
n-Propanol	-----	2.019	173.592

Table 2: FID 2 B (column DB-ALC2)

Compound	Time (min)	Peak Area
Ethanol	1.359	52.726
n-Propanol	2.441	188.071

Scottsdale Police Department Crime Lab Volatiles Analysis

PB

Sample:	30012020-A	Vial:	53
Description:	0.400	LIMS ID:	
Method:	ethanol quant.M	Sequence:	02Apr24
Instrument:	US14173023 CN14160045	Injection date:	4/2/2024 8:06:06 PM
Data file:	C:\Chem32\1\Data\02Apr24\53.D	Analyst:	Brooke

Dissemination is restricted to Criminal Justice Agencies and authorized agencies ONLY. Secondary dissemination to unauthorized agencies is PROHIBITED. Scottsdale City Prosecutor

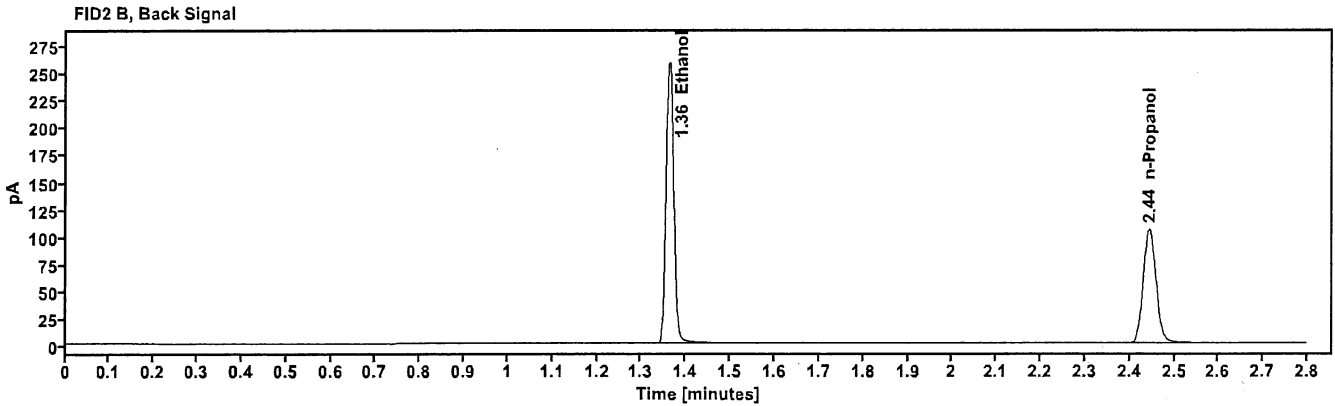
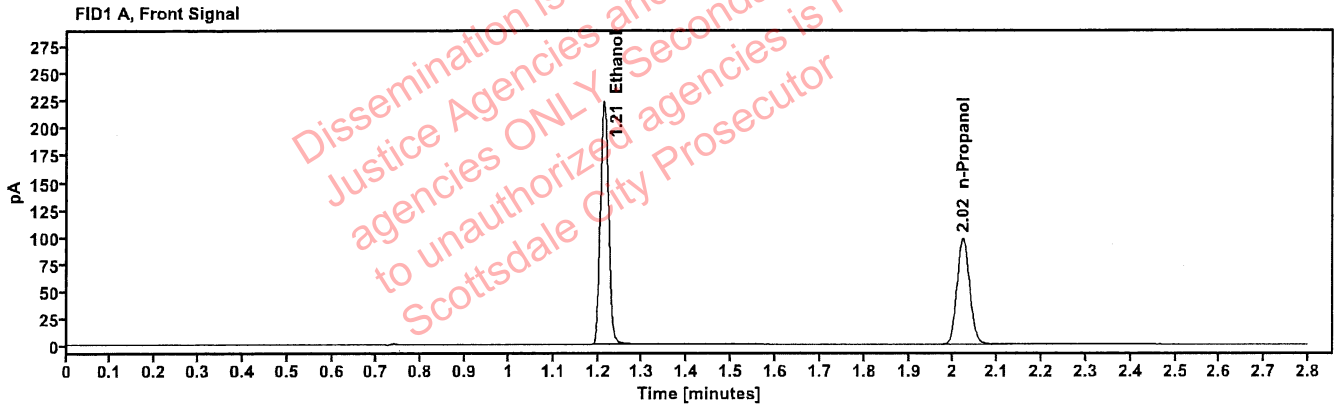


Table 1: FID 1 A (column DB-ALC1)

Compound	Amount (g/100mL)	Time (min)	Peak Area
>Ethanol	0.4191	1.213	284.545
n-Propanol	-----	2.022	194.793

Table 2: FID 2 B (column DB-ALC2)

Compound	Time (min)	Peak Area
Ethanol	1.363	312.969
n-Propanol	2.445	211.223

PB

Scottsdale Police Department Crime Lab Volatiles Analysis

Sample: 14082019-B	Vial: 54
Description: 0.040	LIMS ID:
Method: ethanol quant.M	Sequence: 02Apr24
Instrument: US14173023 CN14160045	Injection date: 4/2/2024 8:10:06 PM
Data file: C:\Chem32\1\Data\02Apr24\54.D	Analyst: Brooke

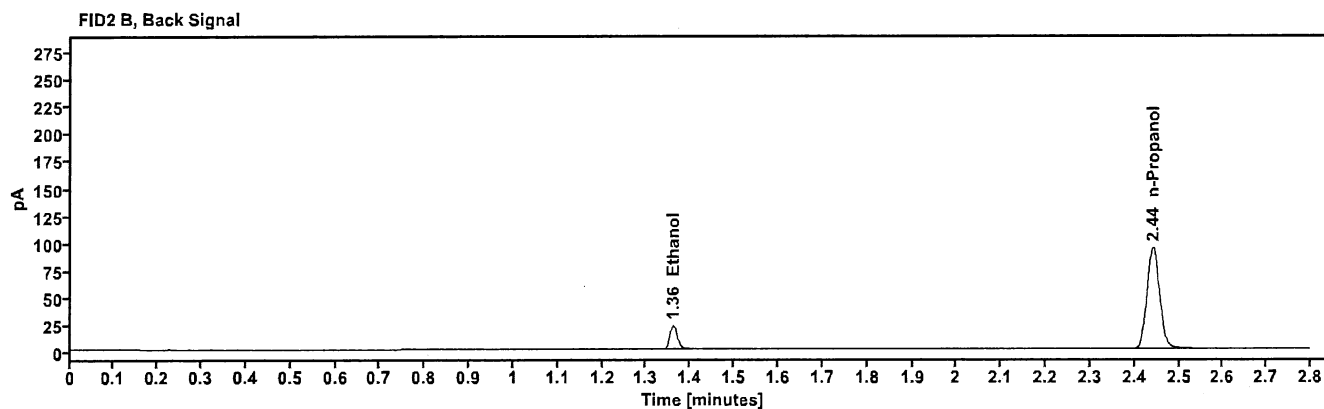
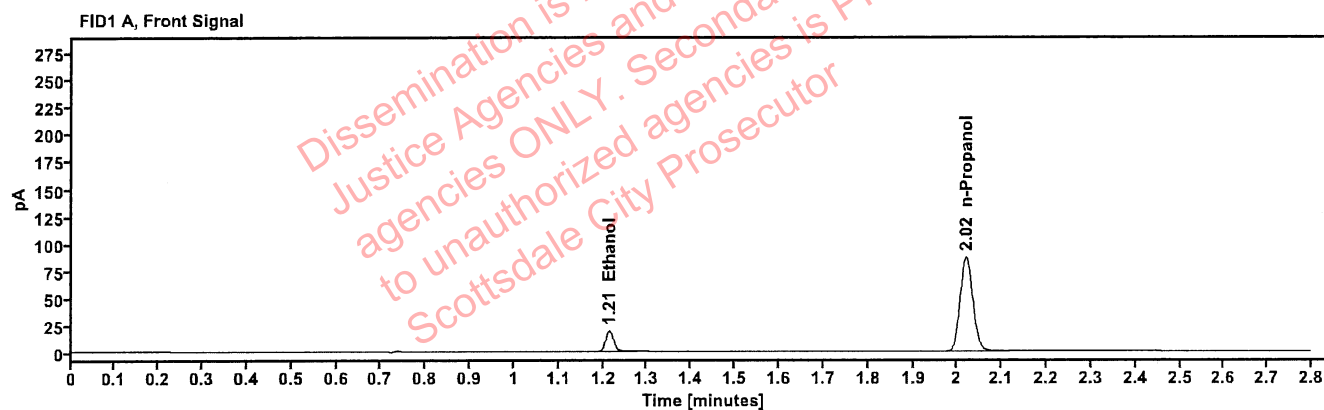


Table 1: FID 1 A (column DB-ALC1)

Compound	Amount (g/100mL)	Time (min)	Peak Area
>Ethanol	0.0411	1.214	24.276
n-Propanol	-----	2.020	172.756

Table 2: FID 2 B (column DB-ALC2)

Compound	Time (min)	Peak Area
Ethanol	1.361	26.401
n-Propanol	2.442	187.061

198

Scottsdale Police Department Crime Lab Volatiles Analysis

Sample:	4110320133/11	Vial:	55
Description:	0.199	LIMS ID:	
Method:	ethanol quant.M	Sequence:	02Apr24
Instrument:	US14173023 CN14160045	Injection date:	4/2/2024 8:14:21 PM
Data file:	C:\Chem32\1\Data\02Apr24\55.D	Analyst:	Brooke

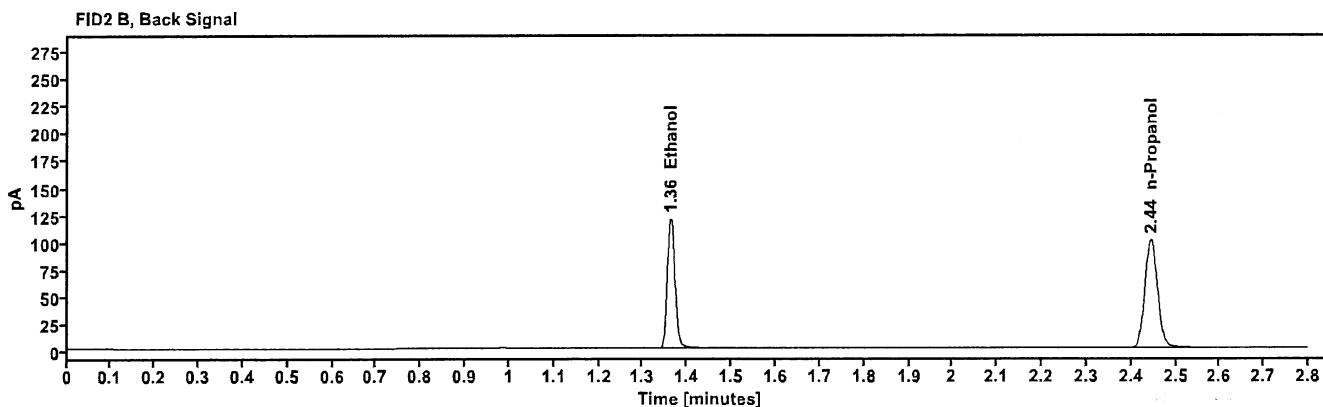
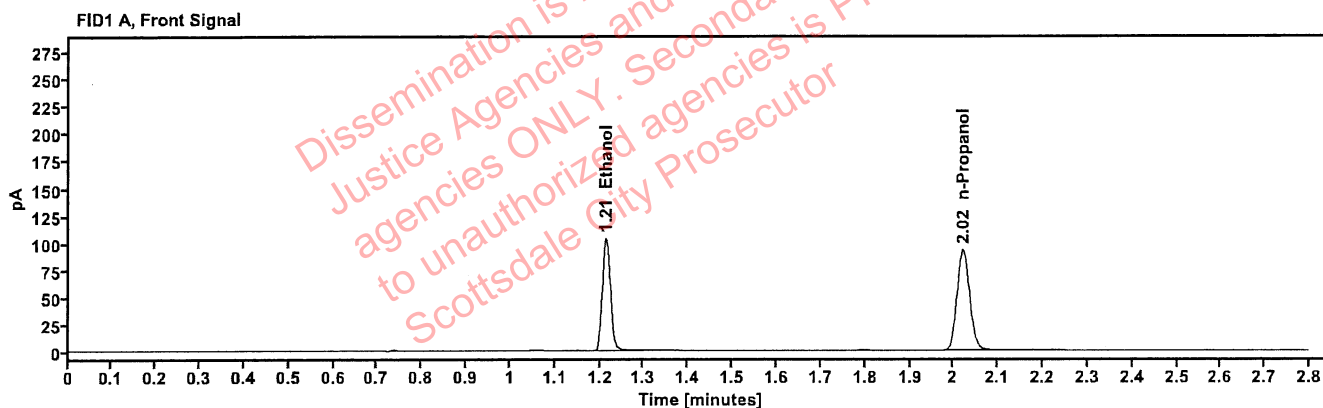


Table 1: FID 1 A (column DB-ALC1)

Compound	Amount (g/100mL)	Time (min)	Peak Area
>Ethanol	0.2048	1.214	131.709
n-Propanol	-----	2.021	184.895

Table 2: FID 2 B (column DB-ALC2)

Compound	Time (min)	Peak Area
Ethanol	1.362	144.593
n-Propanol	2.444	200.419

FB

Scottsdale Police Department Crime Lab Volatiles Analysis

Sample: 032824AQ	Vial: 56
Description: Negative	LIMS ID:
Method: ethanol quant.M	Sequence: 02Apr24
Instrument: US14173023 CN14160045	Injection date: 4/2/2024 8:18:21 PM
Data file: C:\Chem32\1\Data\02Apr24\56.D	Analyst: Brooke

Dissemination is restricted to Criminal Justice Agencies and authorized agencies ONLY. Secondary dissemination to unauthorized agencies is PROHIBITED. Scottsdale City Prosecutor

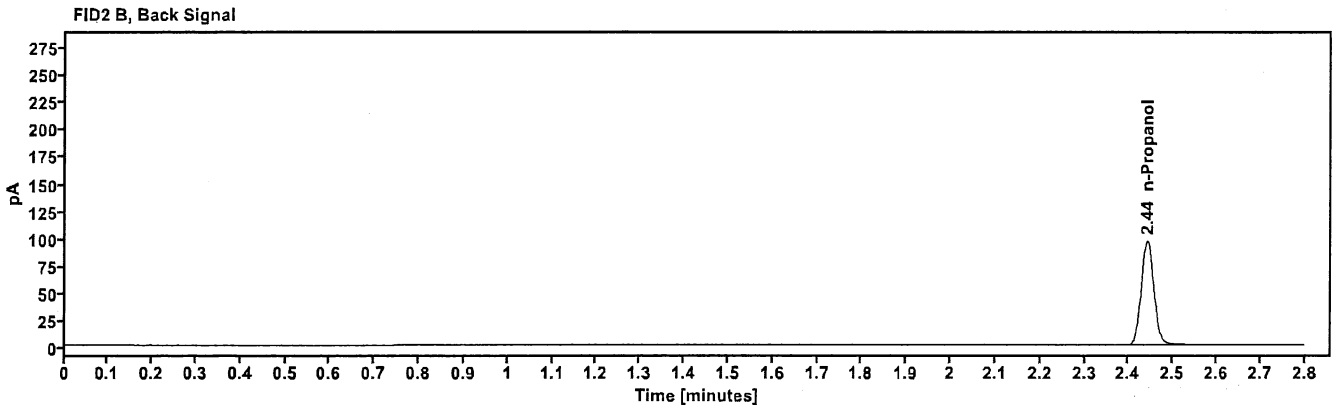
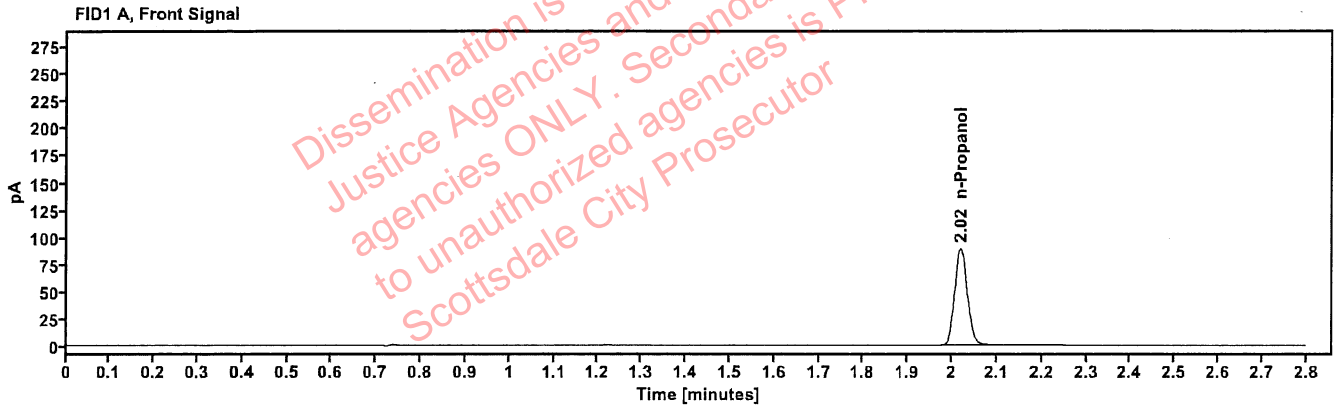


Table 1: FID 1 A (column DB-ALC1)

Compound	Amount (g/100mL)	Time (min)	Peak Area
n-Propanol	---	2.019	177.526

Table 2: FID 2 B (column DB-ALC2)

Compound	Time (min)	Peak Area
n-Propanol	2.441	192.391

Sequence Summary

PB

Sequence name: 02Apr24 Instrument: US14173023 CN14160045 Analyst: Brooke

Vial	Sample	Description	Type	LIMS ID	Method
1	FN03122113	0.020 calibrator	Calibration		ethanol quant.M
2	FN03072301	0.100 calibrator	Calibration		ethanol quant.M
3	FN03132302	0.200 calibrator	Calibration		ethanol quant.M
4	FN03052102	0.400 calibrator	Calibration		ethanol quant.M
5	011823WB	Negative	Control		ethanol quant.M
6	050721MIX	Volatiles mix	Control		ethanol quant.M
7	30012020-A	0.400	Control		ethanol quant.M
8	14082019-B	0.040	Control		ethanol quant.M
9	4110320133/11	0.199	Control		ethanol quant.M
10	2405898-1		Sample		ethanol quant.M
11	2405898-1		Sample		ethanol quant.M
12	2405953-1		Sample		ethanol quant.M
13	2405953-1		Sample		ethanol quant.M
14	2406012-1		Sample		ethanol quant.M
15	2406012-1		Sample		ethanol quant.M
16	409-01D.S.		Sample		ethanol quant.M
17	409-01D.S.		Sample		ethanol quant.M
18	390-01J.B.		Sample		ethanol quant.M
19	390-01J.B.		Sample		ethanol quant.M
20	20012020-B	0.080	Control		ethanol quant.M
21	429-01E.M.		Sample		ethanol quant.M
22	429-01E.M.		Sample		ethanol quant.M
23	437-01R.P.		Sample		ethanol quant.M
24	437-01R.P.		Sample		ethanol quant.M
25	419-01V.M.		Sample		ethanol quant.M
26	419-01V.M.		Sample		ethanol quant.M
27	334-01F.H.		Sample		ethanol quant.M
28	334-01F.H.		Sample		ethanol quant.M
29	409-01S.S.		Sample		ethanol quant.M
30	409-01S.S.		Sample		ethanol quant.M
31	4110320133/11	0.199	Control		ethanol quant.M
32	423-01T.S.		Sample		ethanol quant.M
33	423-01T.S.		Sample		ethanol quant.M
34	2405824-2		Sample		ethanol quant.M
35	2405824-2		Sample		ethanol quant.M
36	2404907-2		Sample		ethanol quant.M
37	2404907-2		Sample		ethanol quant.M
38	2223248-2		Sample		ethanol quant.M
39	2223248-2		Sample		ethanol quant.M
40	2406021-2		Sample		ethanol quant.M
41	2406021-2		Sample		ethanol quant.M
42	20012020-B	0.080	Control		ethanol quant.M
43	2406241-4		Sample		ethanol quant.M
44	2406241-4		Sample		ethanol quant.M
45	2406510-6		Sample		ethanol quant.M
46	2406510-6		Sample		ethanol quant.M
47	2406510-4		Sample		ethanol quant.M

Sequence Summary

PB

48	2406510-4		Sample		ethanol quant.M
49	2404457-2		Sample		ethanol quant.M
50	2404457-2		Sample		ethanol quant.M
51	2405380-2		Sample		ethanol quant.M
52	2405380-2		Sample		ethanol quant.M
53	30012020-A	0.400	Control		ethanol quant.M
54	14082019-B	0.040	Control		ethanol quant.M
55	4110320133/11	0.199	Control		ethanol quant.M
56	032824AQ	Negative	Control		ethanol quant.M

Dissemination is restricted to Criminal Justice Agencies and authorized agencies ONLY. Secondary dissemination to unauthorized agencies is PROHIBITED.
Scottsdale City Prosecutor

Scottsdale Police Department Crime Laboratory Summary of Cases

DB

SEQUENCE NAME: 02Apr24

ANALYST: Brooke

Vials	Test 1 (g/dL)	Test 2 (g/dL)	Mean (g/dL)	Percent Difference*	Absolute Difference (g/dL)*
10 11	0.1271	0.1260	0.12655	0.43	0.00055
12 13	0.2557	0.2584	0.25705	0.53	0.00135
14 15	0.2944	0.2957	0.29505	0.22	0.00065
16 17	0.0582	0.0581	0.05815	0.09	0.00005
18 19	0.1182	0.1171	0.11765	0.47	0.00055
21 22	0.1230	0.1216	0.12230	0.57	0.00070
23 24	0.3393	0.3429	0.34110	0.53	0.00180
25 26	0.1887	0.1878	0.18825	0.24	0.00045
27 28	0.1974	0.1940	0.19570	0.87	0.00170
29 30	0.1718	0.1739	0.17285	0.61	0.00105
32 33	0.3920	0.3905	0.39125	0.19	0.00075
34 35	0.1639	0.1618	0.16285	0.64	0.00105
36 37	0.1679	0.1700	0.16895	0.62	0.00105
38 39	0.1710	0.1713	0.17115	0.09	0.00015
40 41	0.1594	0.1577	0.15855	0.54	0.00085
43 44	0.1340	0.1324	0.13320	0.60	0.00080
45 46	0.0000	0.0000	0.00000	0.00	0.00000
47 48	0.0000	0.0000	0.00000	0.00	0.00000
49 50	0.3100	0.3096	0.30980	0.06	0.00020
51 52	0.3007	0.2998	0.30025	0.15	0.00045

*Calculated differences are differences from the mean of the two results.

Scottsdale Forensic Lab
Blood Alcohol Pipetting Log

YPB

ANALYST: Brooke

SEQUENCE: 02Apr24

Instrument Position	Headspace Vial 1	Headspace Vial 2	Blood Tube	Barcode Match
Vials 10 and 11	2405898-1	2405898-1	2405898-1	Yes
Vials 12 and 13	2405953-1	2405953-1	2405953-1	Yes
Vials 14 and 15	2406012-1	2406012-1	2406012-1	Yes
Vials 16 and 17	409-01D.S.	409-01D.S.	409-01D.S.	Yes
Vials 18 and 19	390-01J.B.	390-01J.B.	390-01J.B.	Yes
Vials 21 and 22	429-01E.M.	429-01E.M.	429-01E.M.	Yes
Vials 23 and 24	437-01R.P.	437-01R.P.	437-01R.P.	Yes
Vials 25 and 26	419-01V.M.	419-01V.M.	419-01V.M.	Yes
Vials 27 and 28	334-01F.H.	334-01F.H.	334-01F.H.	Yes
Vials 29 and 30	409-01S.S.	409-01S.S.	409-01S.S.	Yes
Vials 32 and 33	423-01T.S.	423-01T.S.	423-01T.S.	Yes
Vials 34 and 35	2405824-2	2405824-2	2405824-2	Yes
Vials 36 and 37	2404907-2	2404907-2	2404907-2	Yes
Vials 38 and 39	2223248-2	2223248-2	2223248-2	Yes
Vials 40 and 41	2406021-2	2406021-2	2406021-2	Yes
Vials 43 and 44	2406241-4	2406241-4	2406241-4	Yes
Vials 45 and 46	2406510-6	2406510-6	2406510-6	Yes
Vials 47 and 48	2406510-4	2406510-4	2406510-4	Yes
Vials 49 and 50	2404457-2	2404457-2	2404457-2	Yes
Vials 51 and 52	2405380-2	2405380-2	2405380-2	Yes

Scottsdale Police Department Crime Lab Volatiles Analysis

Sample:	2405898-1	Vial:	10
Description:	[REDACTED]	LIMS ID:	[REDACTED]
Method:	ethanol quant.M	Sequence:	02Apr24
Instrument:	US14173023 CN14160045	Injection date:	4/2/2024 5:12:21 PM
Data file:	C:\Chem32\1\Data\02Apr24\10.D	Analyst:	Brooke

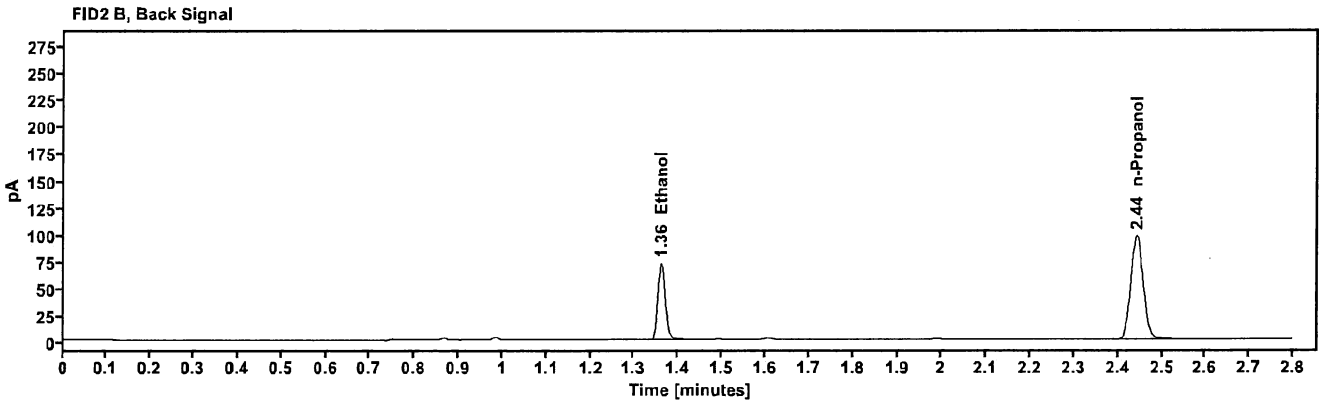
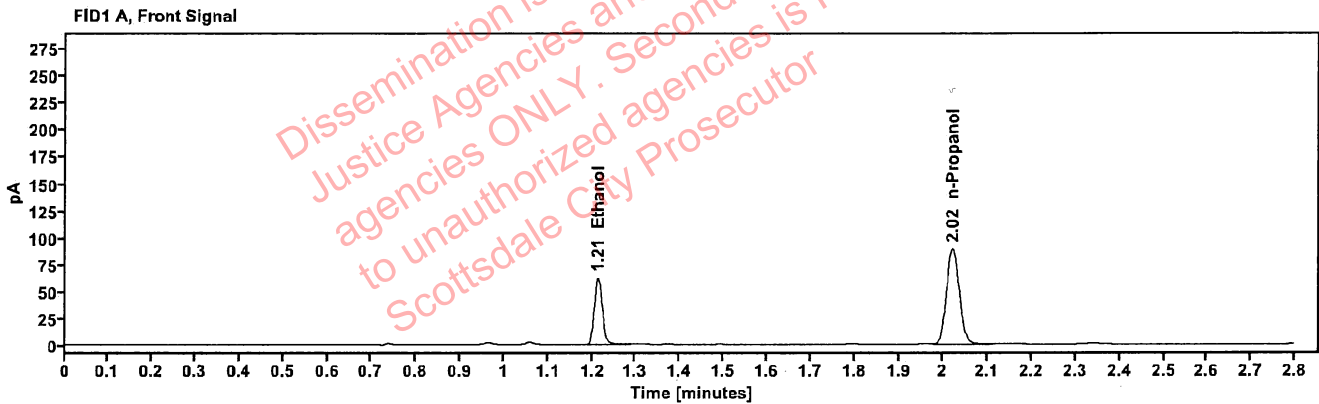


Table 1: FID 1 A (column DB-ALC1)

Compound	Amount (g/100mL)	Time (min)	Peak Area
>Ethanol	0.1271	1.213	78.709
n-Propanol	---	2.020	178.467

Table 2: FID 2 B (column DB-ALC2)

Compound	Time (min)	Peak Area
Ethanol	1.361	86.467
n-Propanol	2.443	193.007

Scottsdale Police Department Crime Lab Volatiles Analysis

Sample:	2405898-1	Vial:	11
Description:	[REDACTED]	LIMS ID:	[REDACTED]
Method:	ethanol quant.M	Sequence:	02Apr24
Instrument:	US14173023 CN14160045	Injection date:	4/2/2024 5:16:21 PM
Data file:	C:\Chem32\1\Data\02Apr24\11.D	Analyst:	Brooke

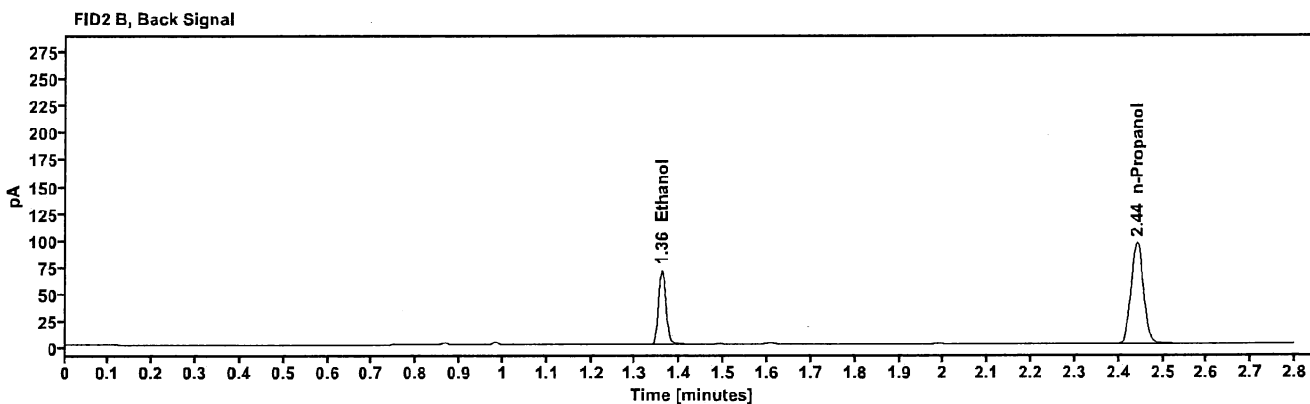
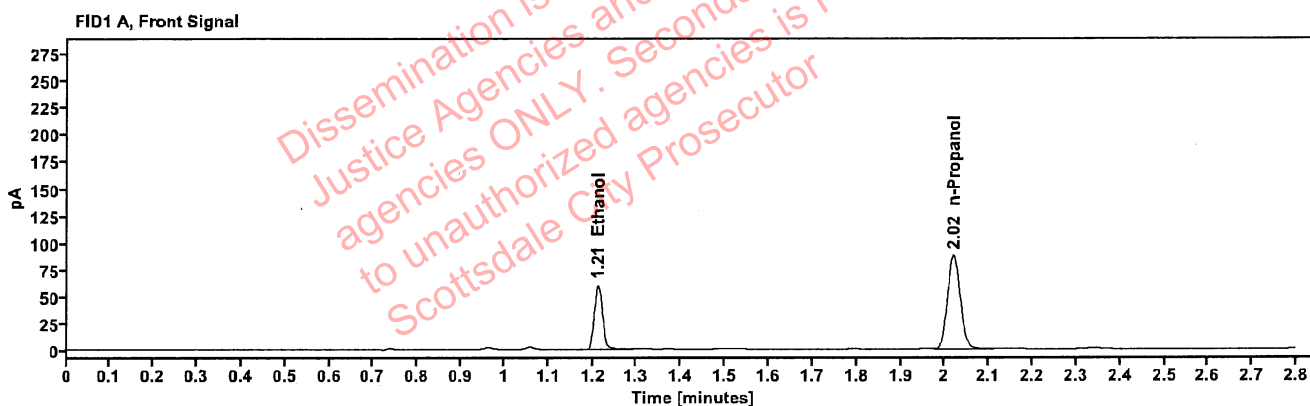


Table 1: FID 1 A (column DB-ALC1)

Compound	Amount (g/100mL)	Time (min)	Peak Area
>Ethanol	0.1260	1.212	76.342
n-Propanol	---	2.019	174.646

Table 2: FID 2 B (column DB-ALC2)

Compound	Time (min)	Peak Area
Ethanol	1.359	83.780
n-Propanol	2.441	188.839

Scottsdale Police Department Crime Lab Volatiles Analysis

Sample:	2405953-1	Vial:	12
Description:	[REDACTED]	LIMS ID:	[REDACTED]
Method:	ethanol quant.M	Sequence:	02Apr24
Instrument:	US14173023 CN14160045	Injection date:	4/2/2024 5:20:20 PM
Data file:	C:\Chem32\1\Data\02Apr24\12.D	Analyst:	Brooke

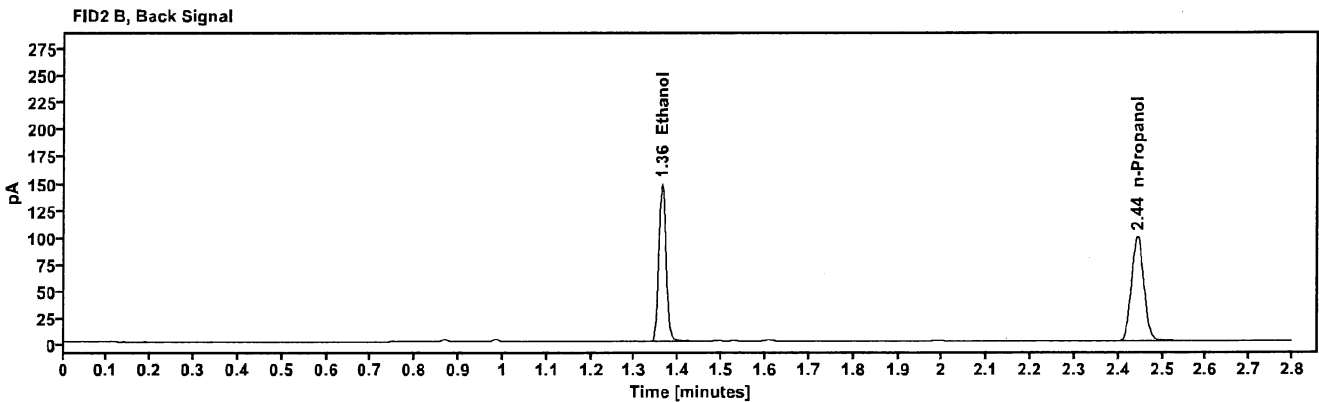
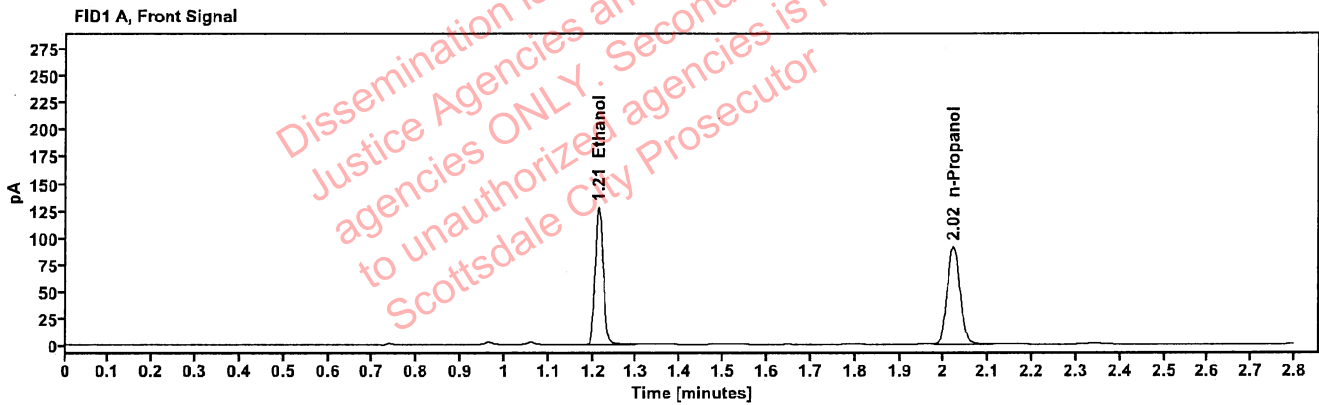


Table 1: FID 1 A (column DB-ALC1)

Compound	Amount (g/100mL)	Time (min)	Peak Area
>Ethanol	0.2557	1.213	161.560
n-Propanol	-----	2.021	181.499

Table 2: FID 2 B (column DB-ALC2)

Compound	Time (min)	Peak Area
Ethanol	1.361	178.035
n-Propanol	2.443	195.844

Scottsdale Police Department Crime Lab Volatiles Analysis

Sample:	2405953-1	Vial:	13
Description:	[REDACTED]	LIMS ID:	[REDACTED]
Method:	ethanol quant.M	Sequence:	02Apr24
Instrument:	US14173023 CN14160045	Injection date:	4/2/2024 5:24:36 PM
Data file:	C:\Chem32\1\Data\02Apr24\13.D	Analyst:	Brooke

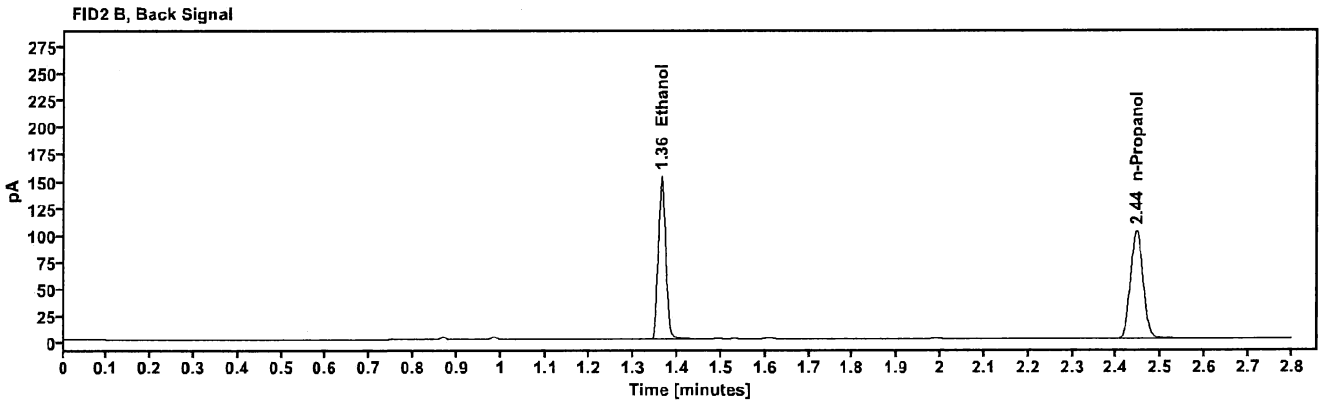
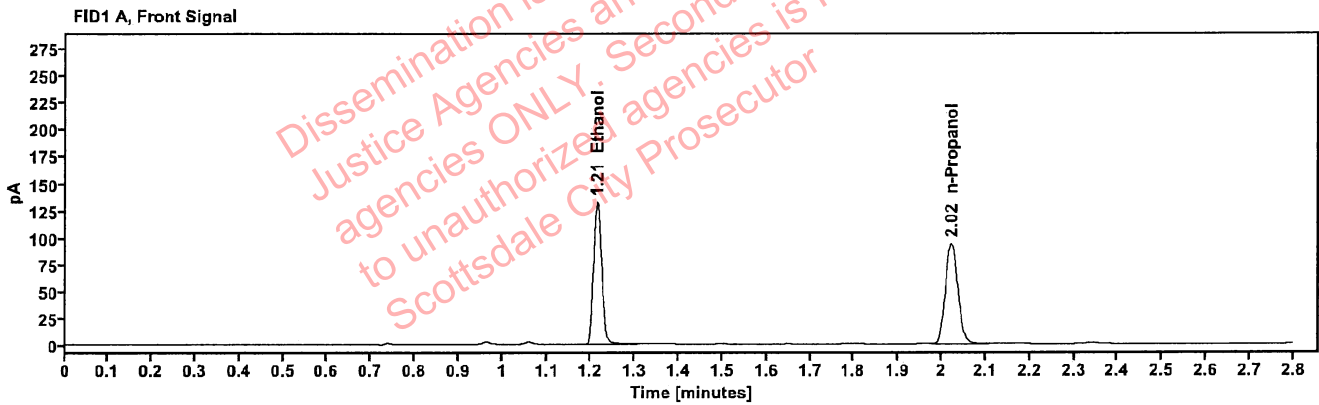


Table 1: FID 1 A (column DB-ALC1)

Compound	Amount (g/100mL)	Time (min)	Peak Area
>Ethanol	0.2584	1.214	168.451
n-Propanol	---	2.022	187.239

Table 2: FID 2 B (column DB-ALC2)

Compound	Time (min)	Peak Area
Ethanol	1.363	186.408
n-Propanol	2.445	202.129

Scottsdale Police Department Crime Lab Volatiles Analysis

Sample:	2406012-1	Vial:	14
Description:	[REDACTED]	LIMS ID:	[REDACTED]
Method:	ethanol quant.M	Sequence:	02Apr24
Instrument:	US14173023 CN14160045	Injection date:	4/2/2024 5:28:35 PM
Data file:	C:\Chem32\1\Data\02Apr24\14.D	Analyst:	Brooke

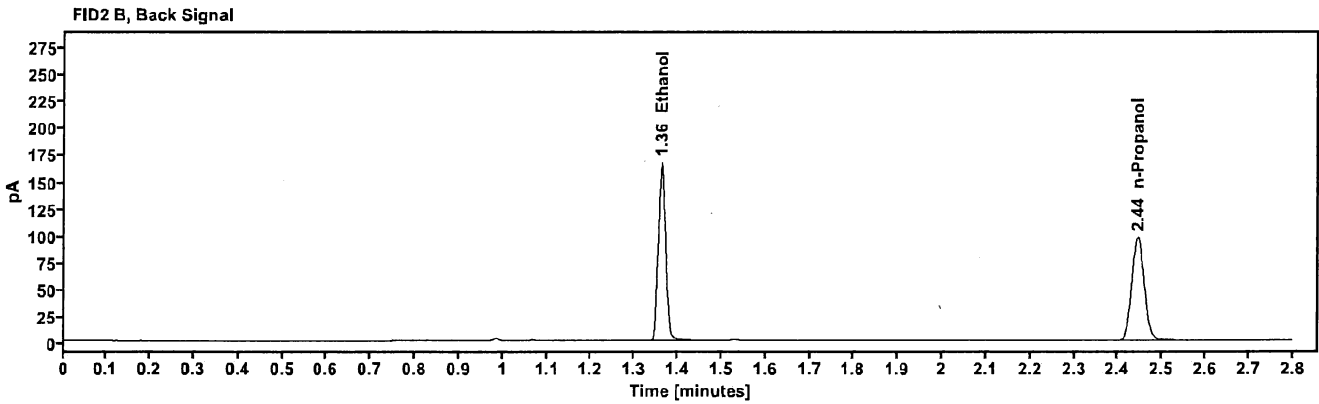
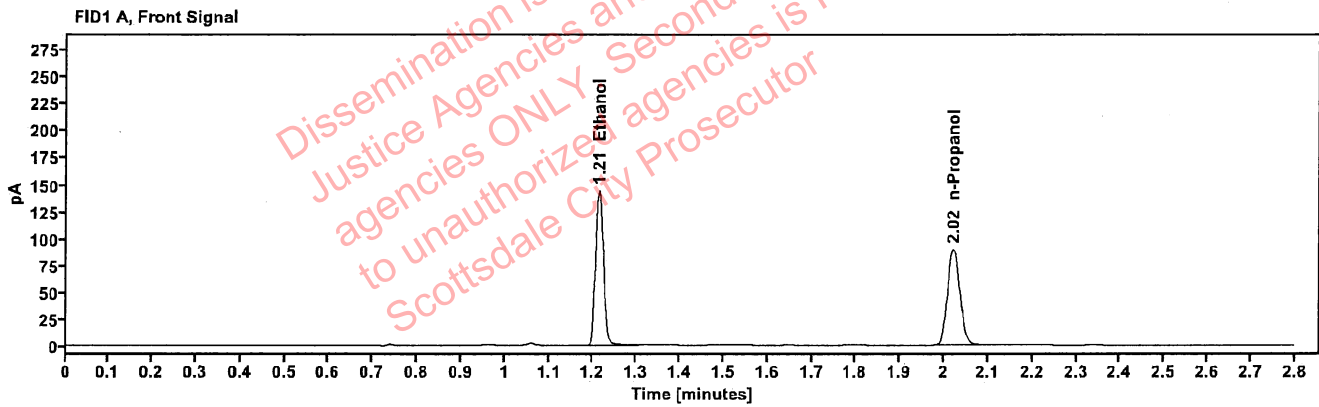


Table 1: FID 1 A (column DB-ALC1)

Compound	Amount (g/100mL)	Time (min)	Peak Area
>Ethanol	0.2944	1.213	182.686
n-Propanol	---	2.021	178.194

Table 2: FID 2 B (column DB-ALC2)

Compound	Time (min)	Peak Area
Ethanol	1.362	201.266
n-Propanol	2.444	192.712

Scottsdale Police Department Crime Lab Volatiles Analysis

Sample:	2406012-1	Vial:	15
Description:	[REDACTED]	LIMS ID:	[REDACTED]
Method:	ethanol quant.M	Sequence:	02Apr24
Instrument:	US14173023 CN14160045	Injection date:	4/2/2024 5:32:36 PM
Data file:	C:\Chem32\1\Data\02Apr24\15.D	Analyst:	Brooke

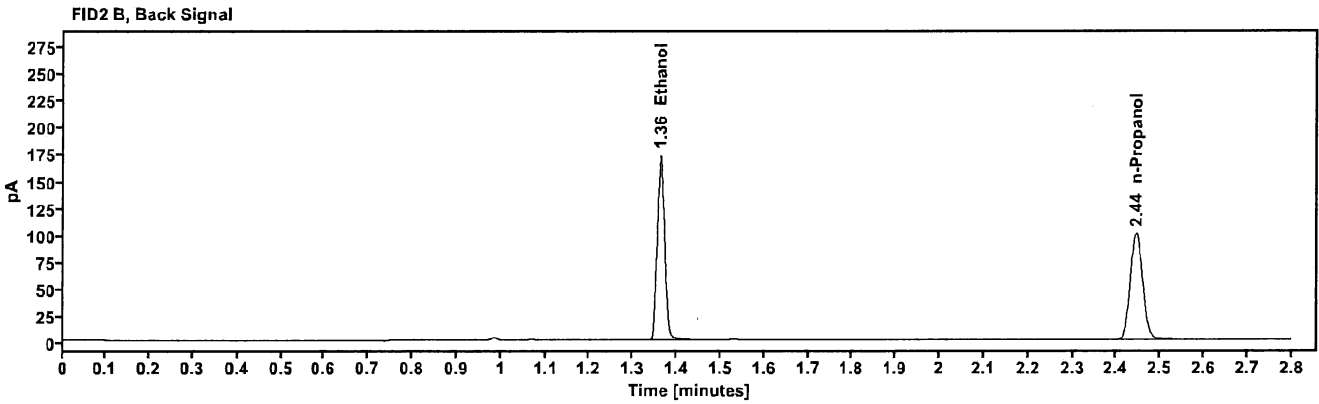
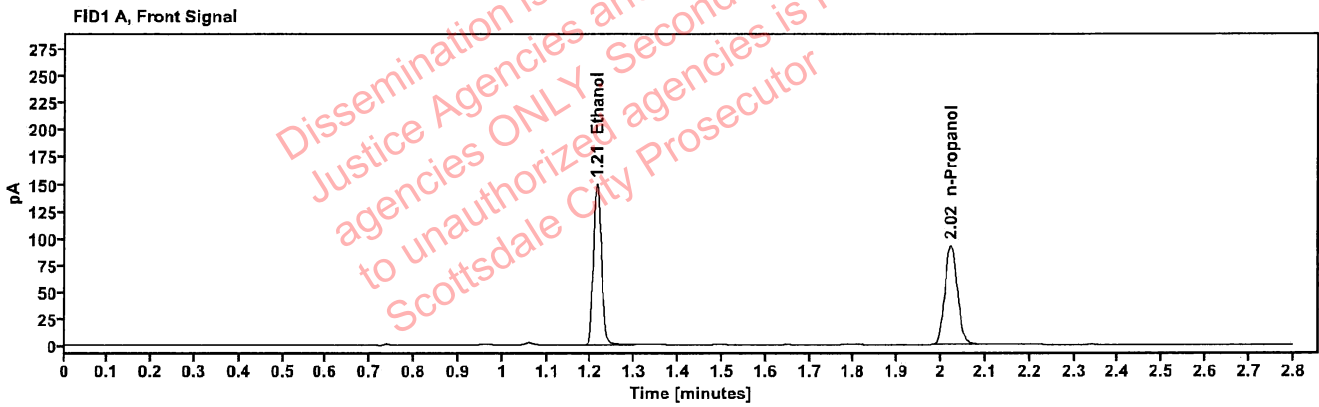


Table 1: FID 1 A (column DB-ALC1)

Compound	Amount (g/100mL)	Time (min)	Peak Area
>Ethanol	0.2957	1.213	189.832
n-Propanol	---	2.022	184.351

Table 2: FID 2 B (column DB-ALC2)

Compound	Time (min)	Peak Area
Ethanol	1.362	209.132
n-Propanol	2.445	199.136

Scottsdale Police Department Crime Lab Volatiles Analysis

Sample:	409-01D.S.	Vial:	16
Description:		LIMS ID:	
Method:	ethanol quant.M	Sequence:	02Apr24
Instrument:	US14173023 CN14160045	Injection date:	4/2/2024 5:36:36 PM
Data file:	C:\Chem32\1\Data\02Apr24\16.D	Analyst:	Brooke

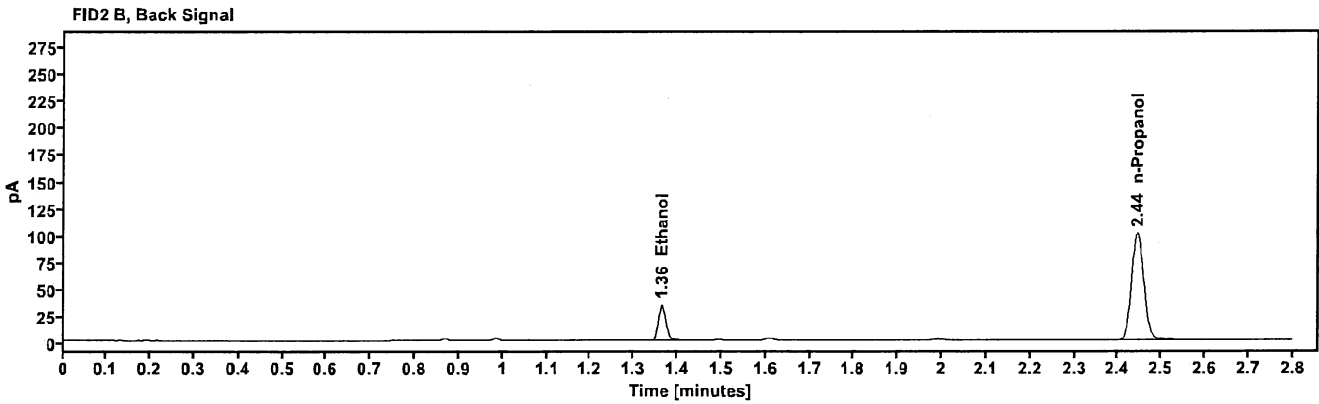
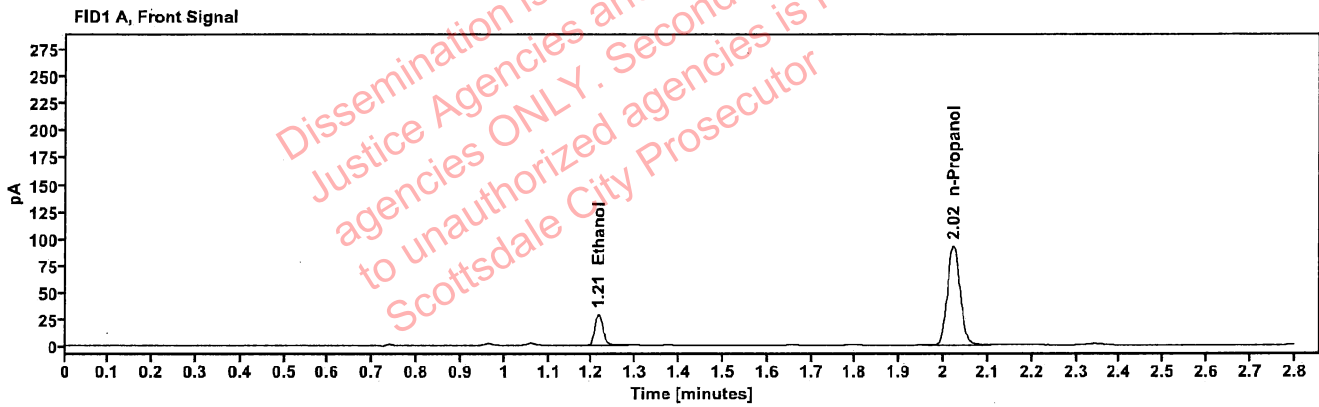


Table 1: FID 1 A (column DB-ALC1)

Compound	Amount (g/100mL)	Time (min)	Peak Area
>Ethanol	0.0582	1.215	37.204
n-Propanol	-----	2.022	185.662

Table 2: FID 2 B (column DB-ALC2)

Compound	Time (min)	Peak Area
Ethanol	1.363	41.514
n-Propanol	2.444	200.294

Scottsdale Police Department Crime Lab Volatiles Analysis

Sample:	409-01D.S.	Vial:	17
Description:	[REDACTED]	LIMS ID:	[REDACTED]
Method:	ethanol quant.M	Sequence:	02Apr24
Instrument:	US14173023 CN14160045	Injection date:	4/2/2024 5:40:35 PM
Data file:	C:\Chem32\1\Data\02Apr24\17.D	Analyst:	Brooke

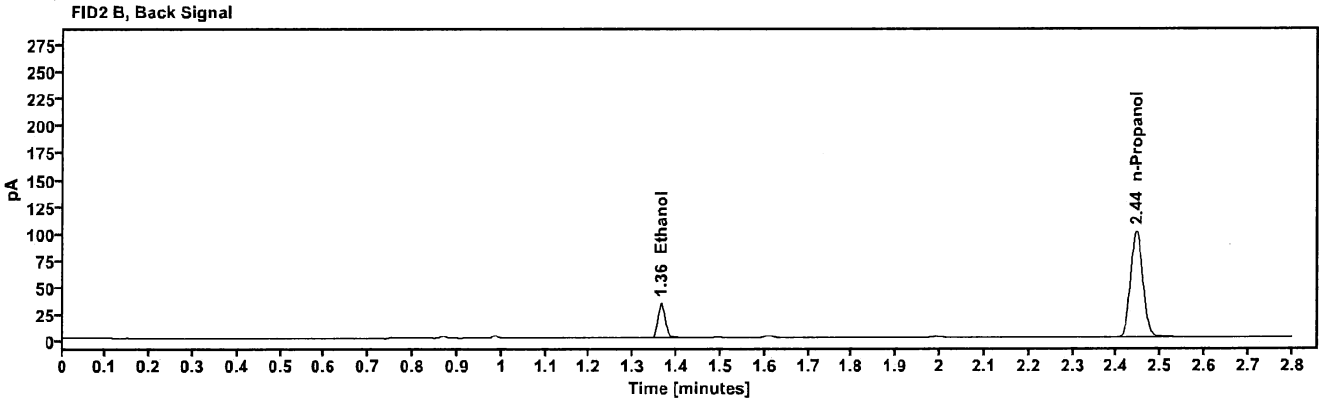
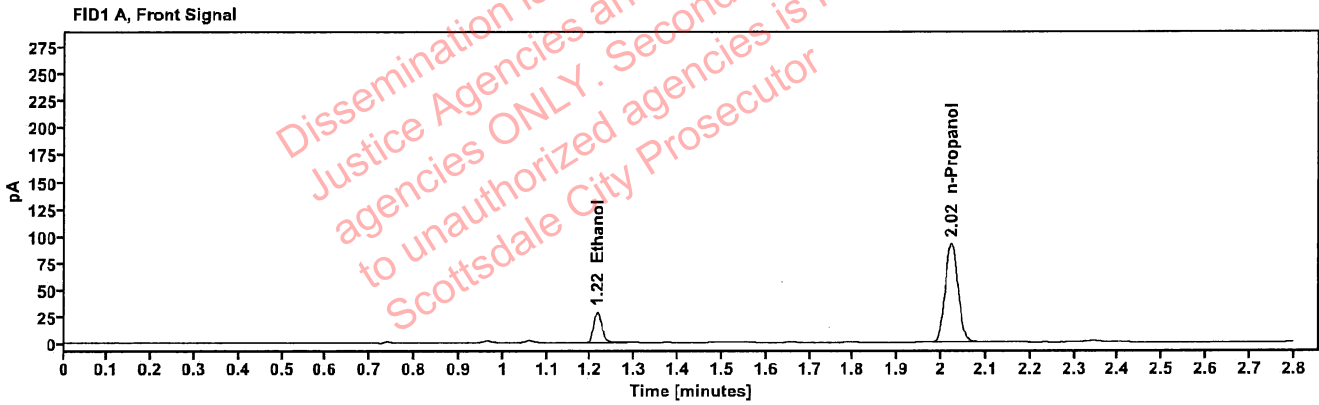


Table 1: FID 1 A (column DB-ALC1)

Compound	Amount (g/100mL)	Time (min)	Peak Area
>Ethanol	0.0581	1.215	36.819
n-Propanol	---	2.022	184.201

Table 2: FID 2 B (column DB-ALC2)

Compound	Time (min)	Peak Area
Ethanol	1.364	40.834
n-Propanol	2.445	199.484

Scottsdale Police Department Crime Lab Volatiles Analysis

Sample:	390-01J.B.	Vial:	18
Description:		LIMS ID:	
Method:	ethanol quant.M	Sequence:	02Apr24
Instrument:	US14173023 CN14160045	Injection date:	4/2/2024 5:44:36 PM
Data file:	C:\Chem32\1\Data\02Apr24\18.D	Analyst:	Brooke

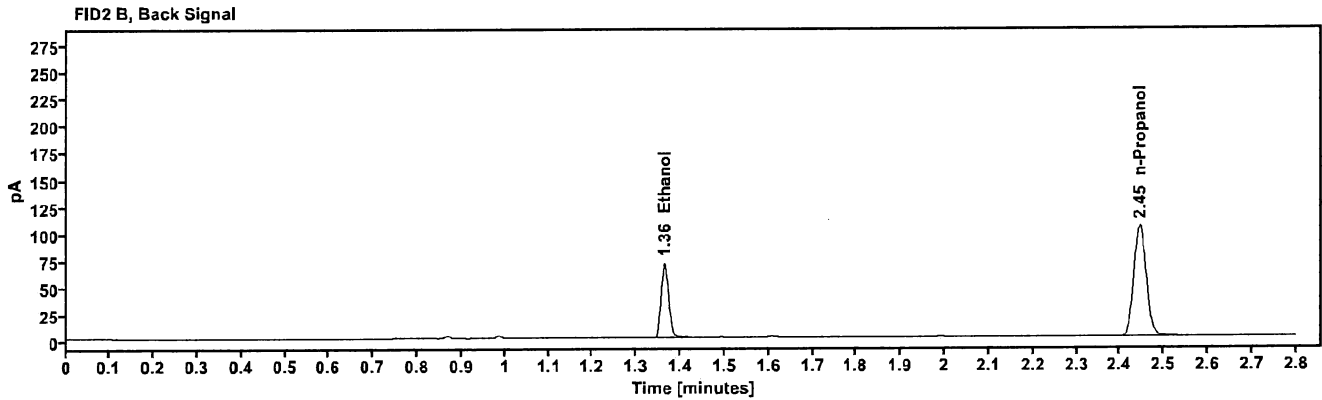
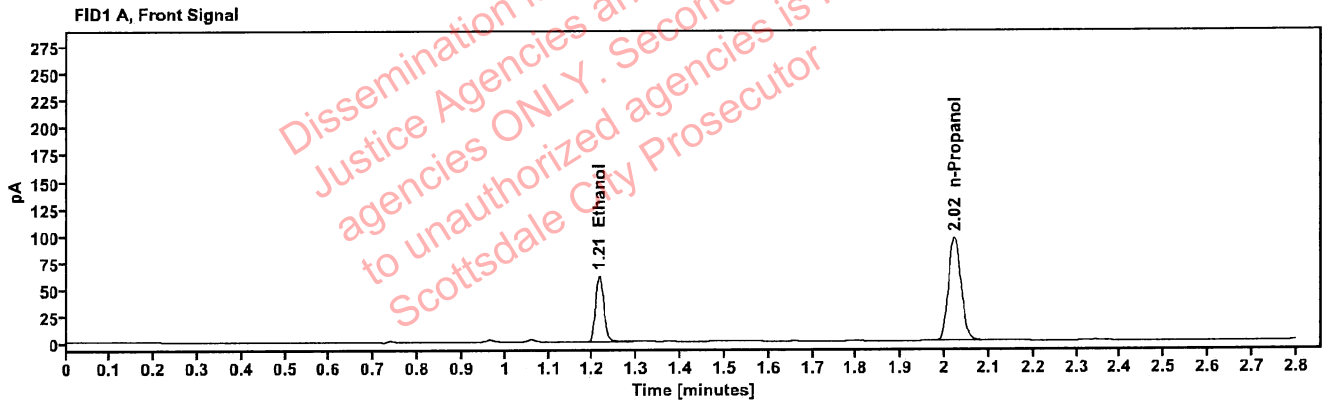


Table 1: FID 1 A (column DB-ALC1)

Compound	Amount (g/100mL)	Time (min)	Peak Area
>Ethanol	0.1182	1.215	78.257
n-Propanol	-----	2.022	190.984

Table 2: FID 2 B (column DB-ALC2)

Compound	Time (min)	Peak Area
Ethanol	1.363	85.841
n-Propanol	2.445	207.279

Scottsdale Police Department Crime Lab Volatiles Analysis

Sample:	390-01J.B.	Vial:	19
Description:	[REDACTED]	LIMS ID:	[REDACTED]
Method:	ethanol quant.M	Sequence:	02Apr24
Instrument:	US14173023 CN14160045	Injection date:	4/2/2024 5:48:51 PM
Data file:	C:\Chem32\1\Data\02Apr24\19.D	Analyst:	Brooke

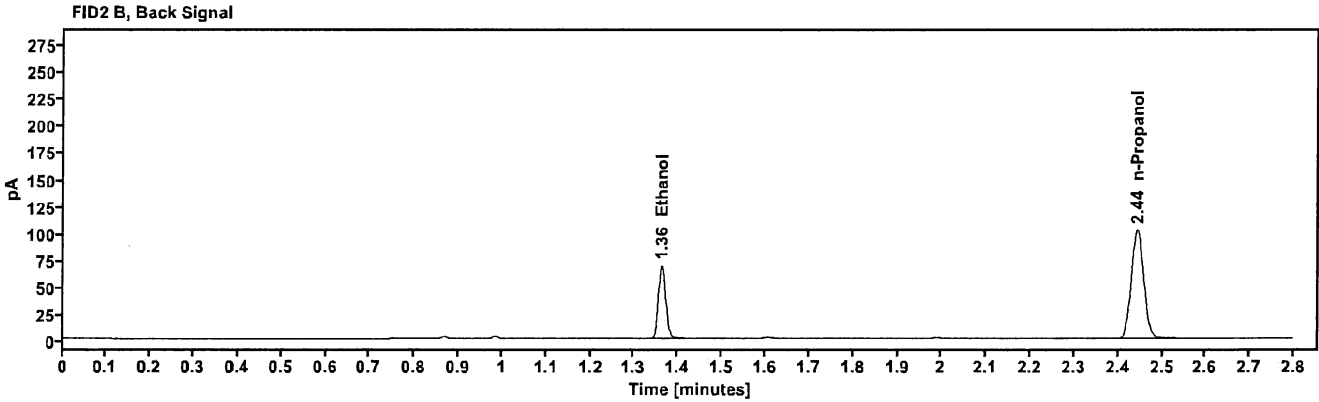
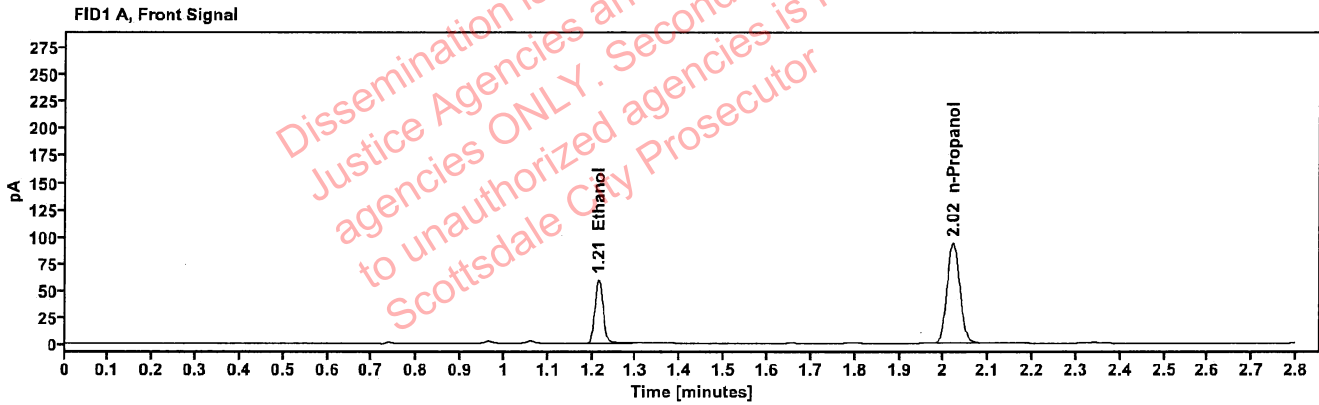


Table 1: FID 1 A (column DB-ALC1)

Compound	Amount (g/100mL)	Time (min)	Peak Area
>Ethanol	0.1171	1.214	75.820
n-Propanol	-----	2.021	186.668

Table 2: FID 2 B (column DB-ALC2)

Compound	Time (min)	Peak Area
Ethanol	1.363	83.018
n-Propanol	2.443	202.841

Scottsdale Police Department Crime Lab Volatiles Analysis

Sample:	429-01E.M.	Vial:	21
Description:	[REDACTED]	LIMS ID:	[REDACTED]
Method:	ethanol quant.M	Sequence:	02Apr24
Instrument:	US14173023 CN14160045	Injection date:	4/2/2024 5:56:51 PM
Data file:	C:\Chem32\1\Data\02Apr24\21.D	Analyst:	Brooke

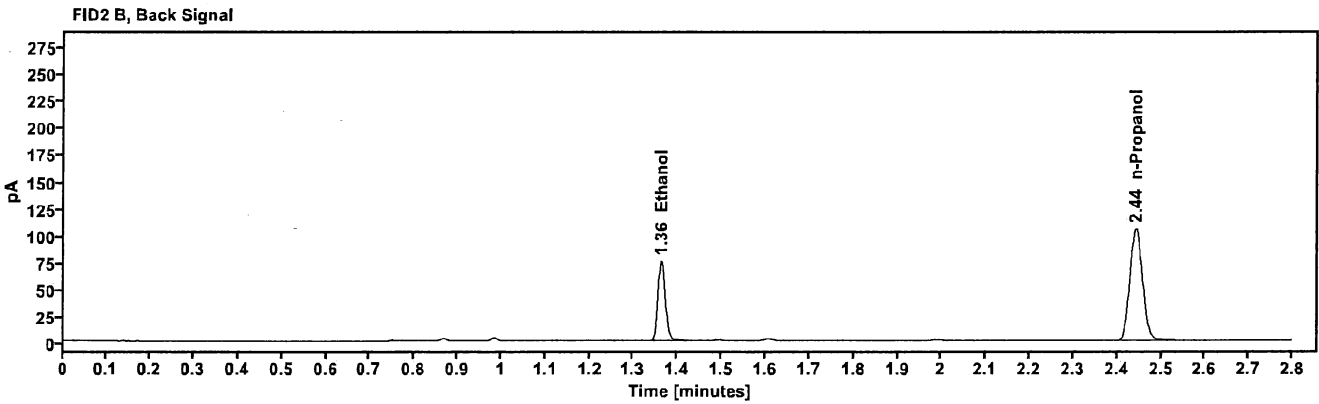
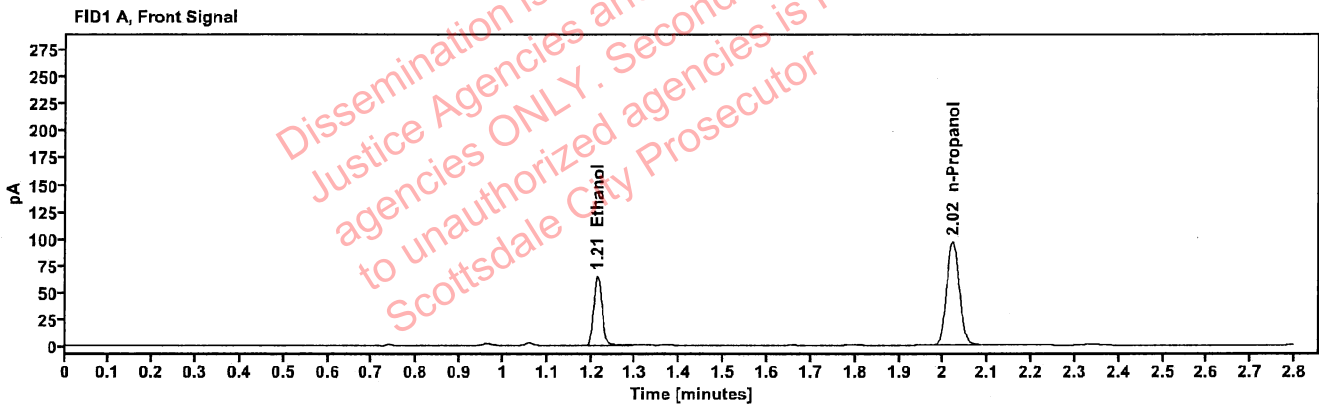


Table 1: FID 1 A (column DB-ALC1)

Compound	Amount (g/100mL)	Time (min)	Peak Area
>Ethanol	0.1230	1.214	82.576
n-Propanol	---	2.021	193.474

Table 2: FID 2 B (column DB-ALC2)

Compound	Time (min)	Peak Area
Ethanol	1.362	90.674
n-Propanol	2.443	208.762

Scottsdale Police Department Crime Lab Volatiles Analysis

Sample:	429-01E.M.	Vial:	22
Description:	[REDACTED]	LIMS ID:	[REDACTED]
Method:	ethanol quant.M	Sequence:	02Apr24
Instrument:	US14173023 CN14160045	Injection date:	4/2/2024 6:00:50 PM
Data file:	C:\Chem32\1\Data\02Apr24\22.D	Analyst:	Brooke

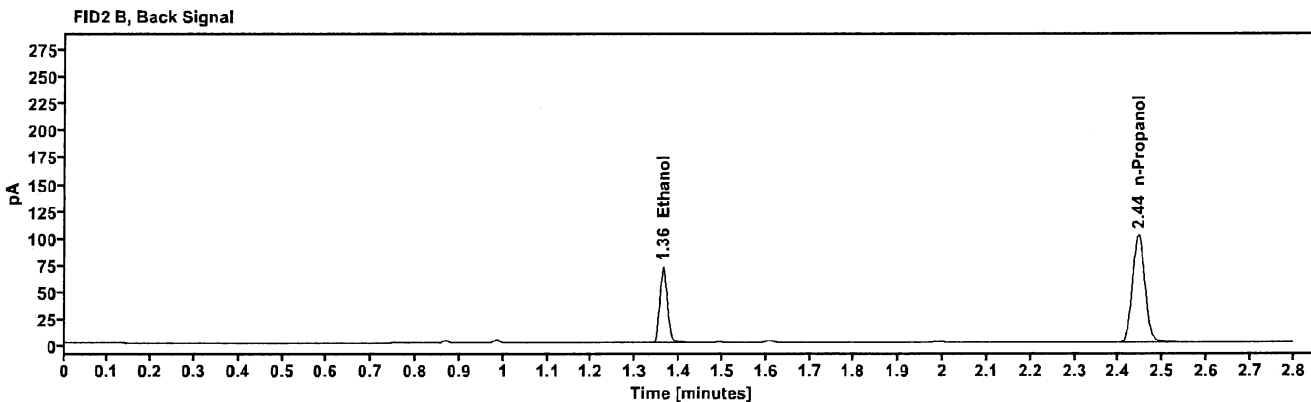
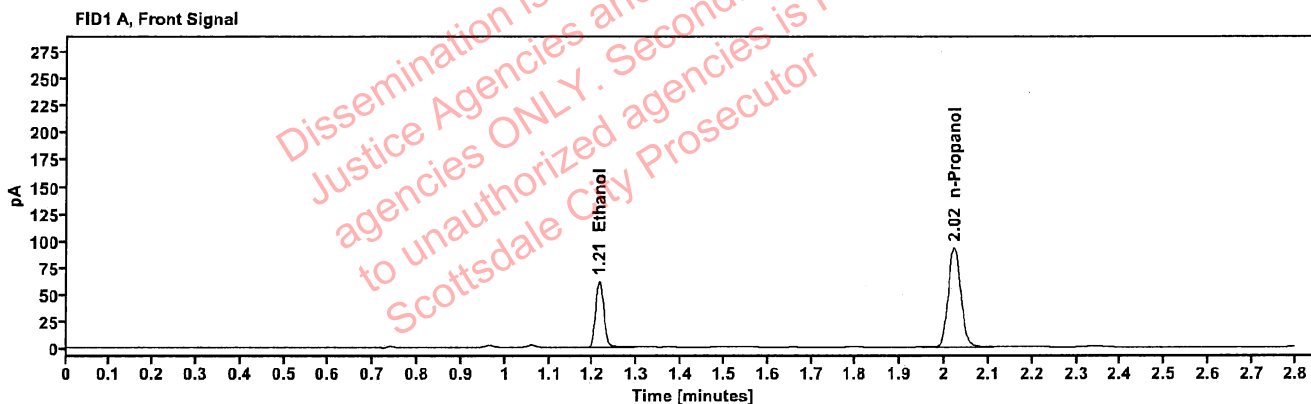


Table 1: FID 1 A (column DB-ALC1)

Compound	Amount (g/100mL)	Time (min)	Peak Area
>Ethanol	0.1216	1.214	78.759
n-Propanol	---	2.021	186.693

Table 2: FID 2 B (column DB-ALC2)

Compound	Time (min)	Peak Area
Ethanol	1.363	86.396
n-Propanol	2.444	200.938

Scottsdale Police Department Crime Lab Volatiles Analysis

Sample:	437-01R.P.	Vial:	23
Description:	██████████	LIMS ID:	██████████
Method:	ethanol quant.M	Sequence:	02Apr24
Instrument:	US14173023 CN14160045	Injection date:	4/2/2024 6:04:51 PM
Data file:	C:\Chem32\1\Data\02Apr24\23.D	Analyst:	Brooke

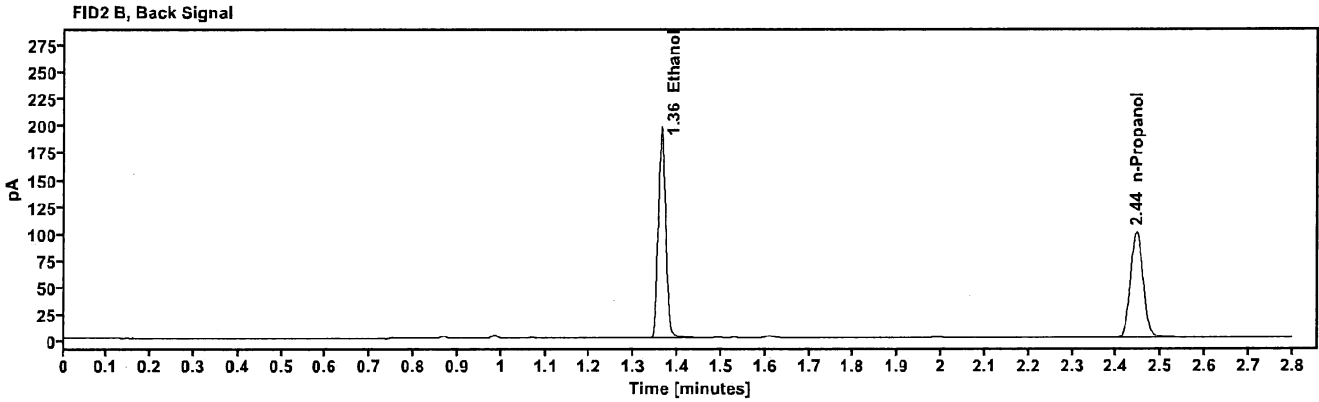
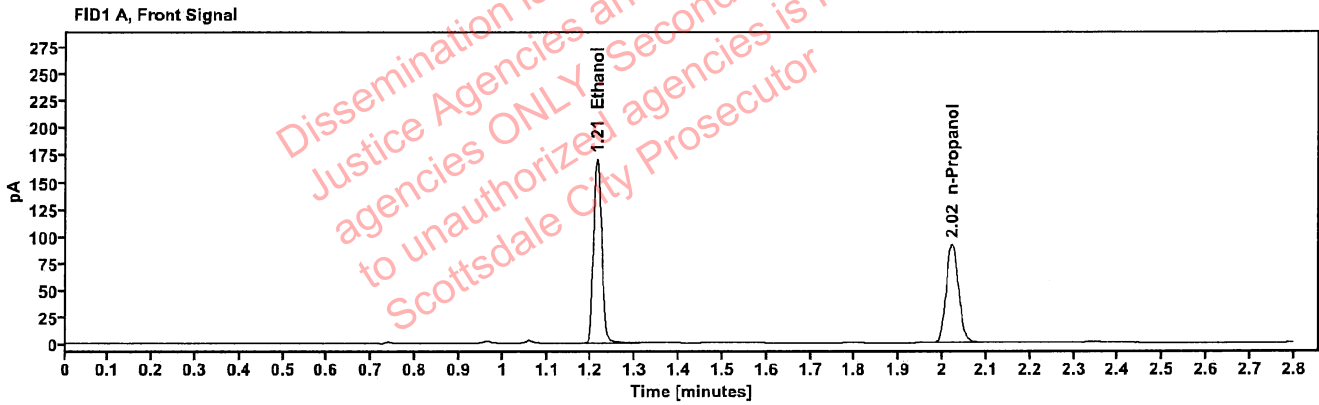


Table 1: FID 1 A (column DB-ALC1)

Compound	Amount (g/100mL)	Time (min)	Peak Area
>Ethanol	0.3393	1.213	217.088
n-Propanol	-----	2.022	183.678

Table 2: FID 2 B (column DB-ALC2)

Compound	Time (min)	Peak Area
Ethanol	1.362	239.795
n-Propanol	2.444	198.099

Scottsdale Police Department Crime Lab Volatiles Analysis

Sample:	437-01R.P.	Vial:	24
Description:	[REDACTED]	LIMS ID:	[REDACTED]
Method:	ethanol quant.M	Sequence:	02Apr24
Instrument:	US14173023 CN14160045	Injection date:	4/2/2024 6:08:51 PM
Data file:	C:\Chem32\1\Data\02Apr24\24.D	Analyst:	Brooke

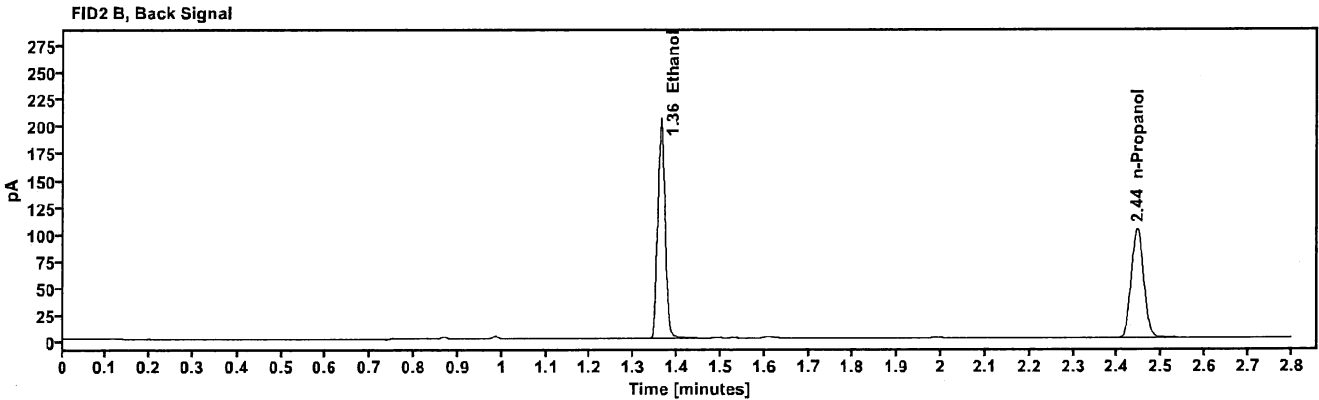
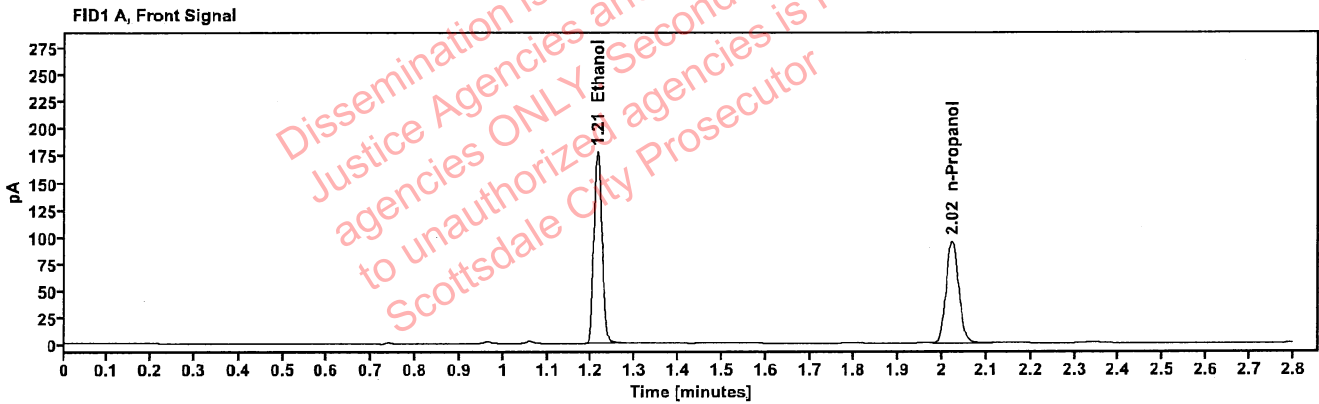


Table 1: FID 1 A (column DB-ALC1)

Compound	Amount (g/100mL)	Time (min)	Peak Area
>Ethanol	0.3429	1.213	226.556
n-Propanol	---	2.022	189.655

Table 2: FID 2 B (column DB-ALC2)

Compound	Time (min)	Peak Area
Ethanol	1.362	250.959
n-Propanol	2.445	204.340

Scottsdale Police Department Crime Lab Volatiles Analysis

Sample:	419-01V.M.	Vial:	25
Description:	[REDACTED]	LIMS ID:	[REDACTED]
Method:	ethanol quant.M	Sequence:	02Apr24
Instrument:	US14173023 CN14160045	Injection date:	4/2/2024 6:13:06 PM
Data file:	C:\Chem32\1\Data\02Apr24\25.D	Analyst:	Brooke

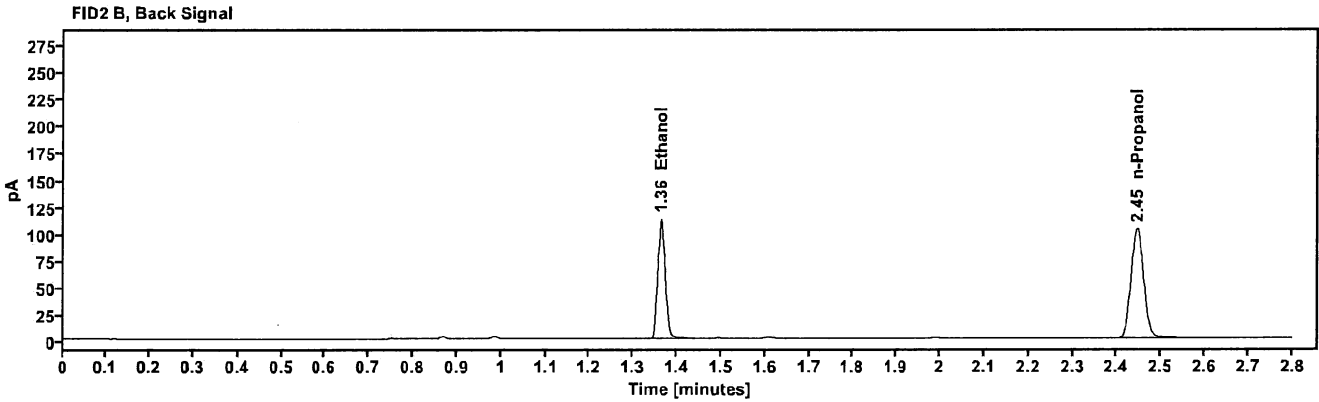
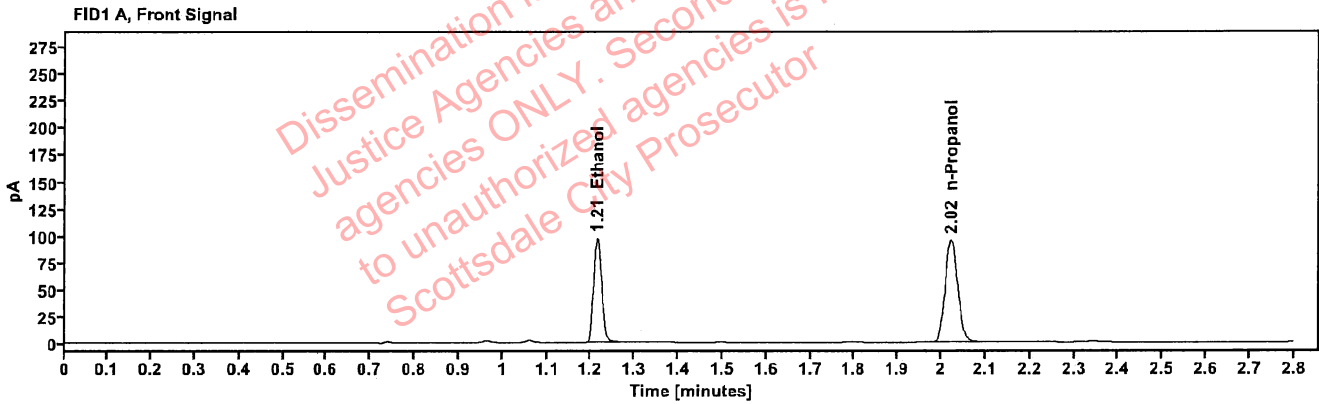


Table 1: FID 1 A (column DB-ALC1)

Compound	Amount (g/100mL)	Time (min)	Peak Area
>Ethanol	0.1887	1.214	124.171
n-Propanol	-----	2.022	189.285

Table 2: FID 2 B (column DB-ALC2)

Compound	Time (min)	Peak Area
Ethanol	1.363	136.271
n-Propanol	2.445	205.783

Scottsdale Police Department Crime Lab Volatiles Analysis

Sample:	419-01V.M.	Vial:	26
Description:	[REDACTED]	LIMS ID:	[REDACTED]
Method:	ethanol quant.M	Sequence:	02Apr24
Instrument:	US14173023 CN14160045	Injection date:	4/2/2024 6:17:06 PM
Data file:	C:\Chem32\1\Data\02Apr24\26.D	Analyst:	Brooke

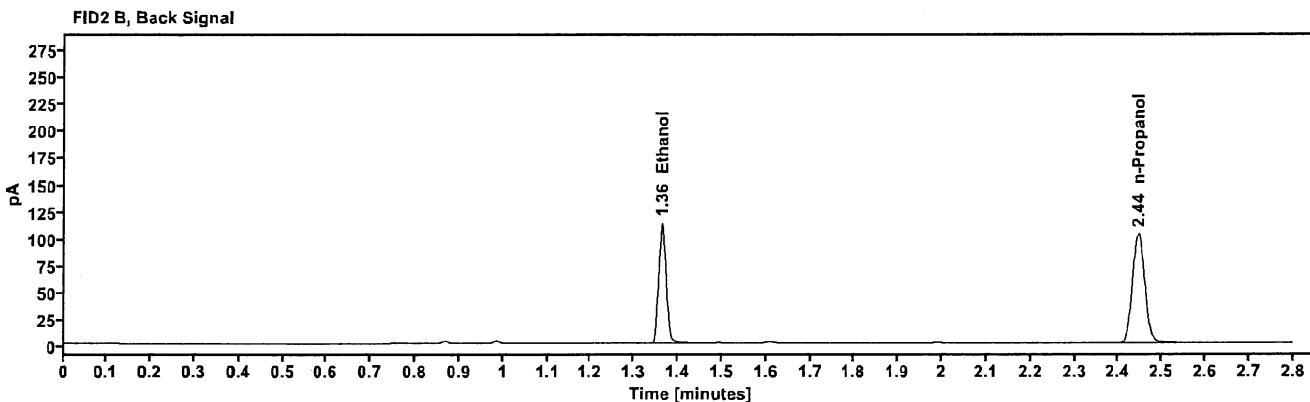
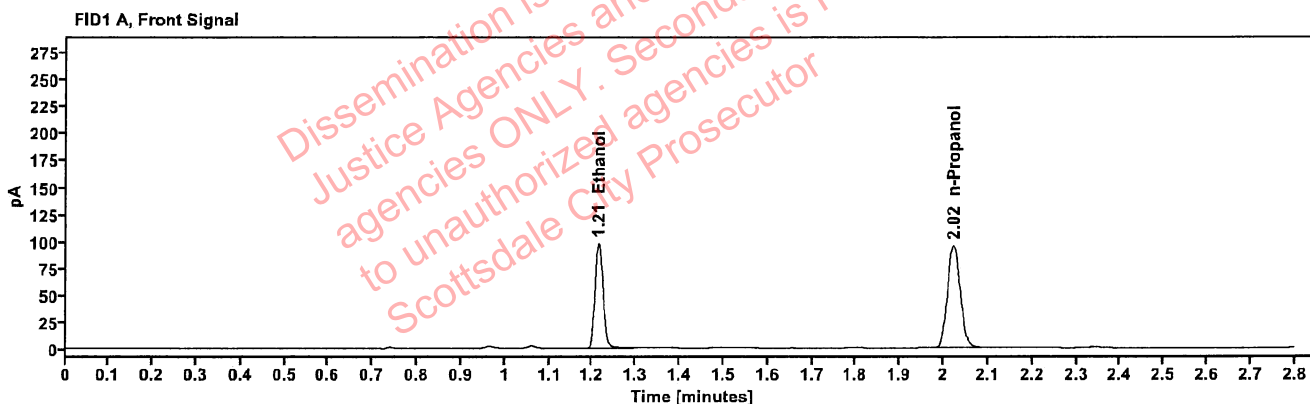


Table 1: FID 1 A (column DB-ALC1)

Compound	Amount (g/100mL)	Time (min)	Peak Area
>Ethanol	0.1878	1.214	124.561
n-Propanol	-----	2.022	190.753

Table 2: FID 2 B (column DB-ALC2)

Compound	Time (min)	Peak Area
Ethanol	1.363	136.836
n-Propanol	2.445	205.901

[REDACTED]: Brooke, Phillip - (03-Apr-2024)

Case: [REDACTED] User: pbrooke 4/3/2024

Scottsdale Police Department Crime Lab Volatiles Analysis

Sample:	334-01F.H.	Vial:	27
Description:	[REDACTED]	LIMS ID:	[REDACTED]
Method:	ethanol quant.M	Sequence:	02Apr24
Instrument:	US14173023 CN14160045	Injection date:	4/2/2024 6:21:05 PM
Data file:	C:\Chem32\1\Data\02Apr24\27.D	Analyst:	Brooke

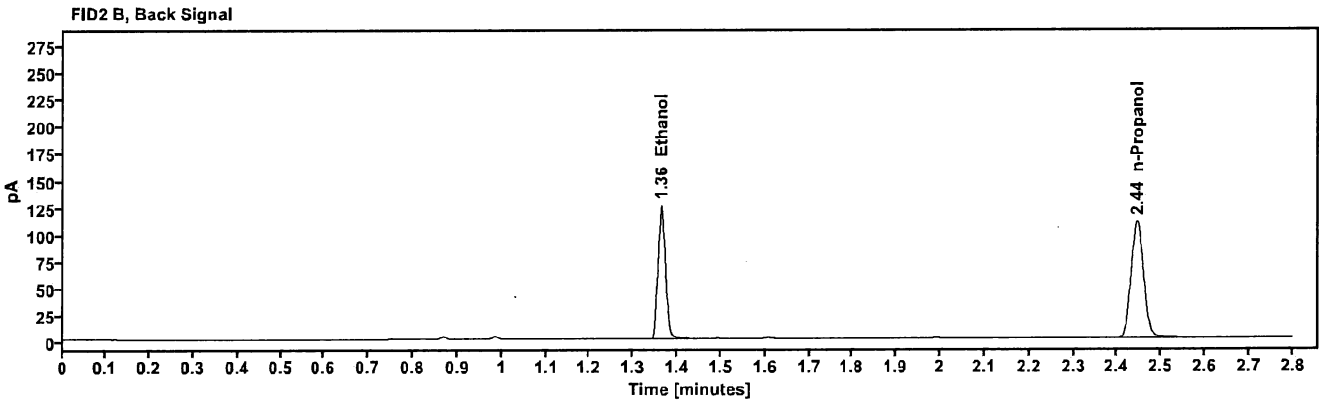
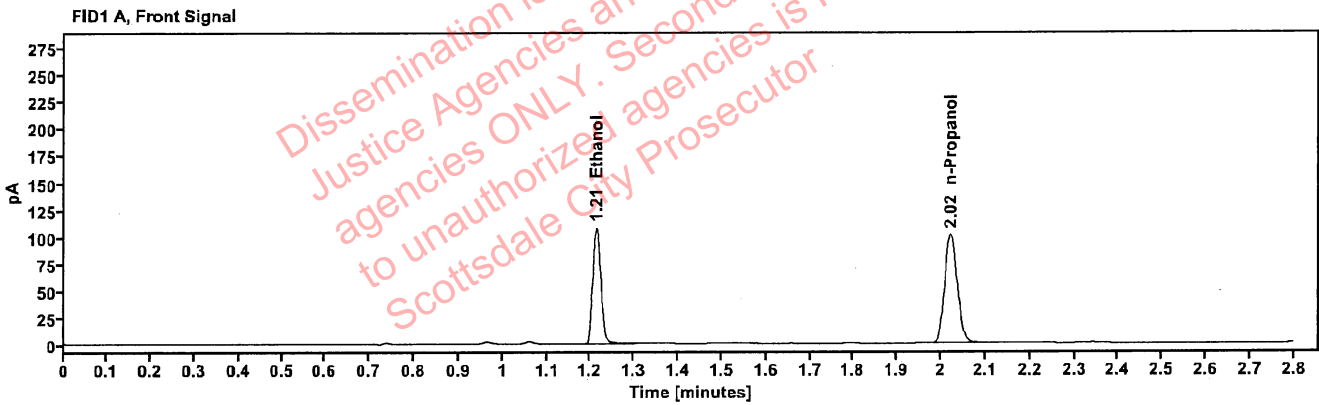


Table 1: FID 1 A (column DB-ALC1)

Compound	Amount (g/100mL)	Time (min)	Peak Area
>Ethanol	0.1974	1.214	137.709
n-Propanol	-----	2.022	200.590

Table 2: FID 2 B (column DB-ALC2)

Compound	Time (min)	Peak Area
Ethanol	1.363	151.239
n-Propanol	2.445	217.679

[REDACTED]: Brooke, Phillip - (03-Apr-2024)

Case: [REDACTED] User: pbrooke 4/3/2024

Scottsdale Police Department Crime Lab Volatiles Analysis

Sample:	334-01F.H.	Vial:	28
Description:	[REDACTED]	LIMS ID:	[REDACTED]
Method:	ethanol quant.M	Sequence:	02Apr24
Instrument:	US14173023 CN14160045	Injection date:	4/2/2024 6:25:06 PM
Data file:	C:\Chem32\1\Data\02Apr24\28.D	Analyst:	Brooke

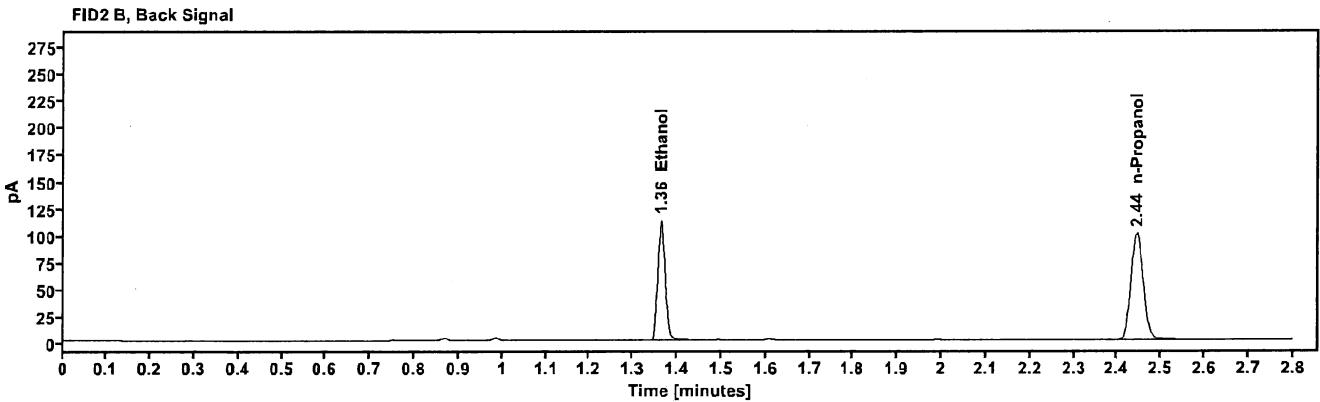
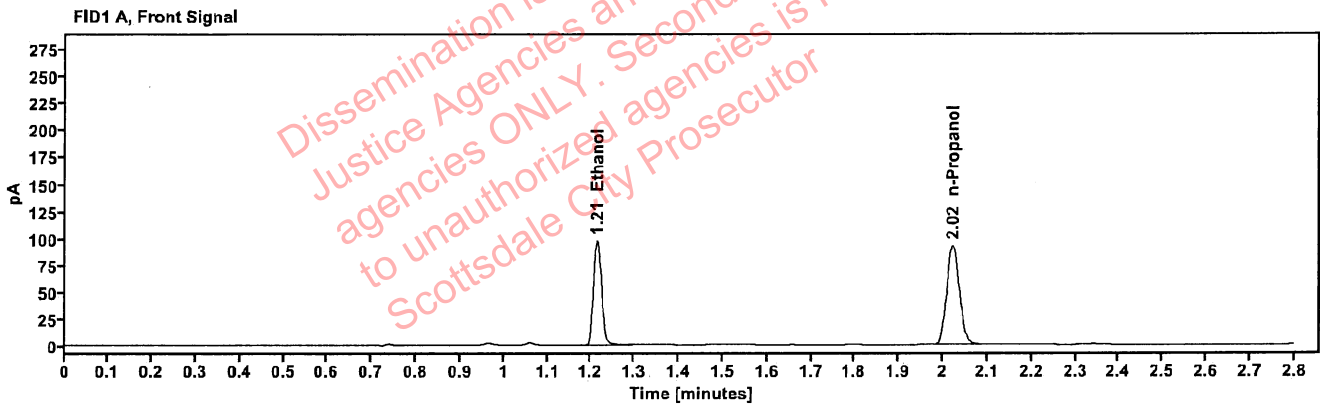


Table 1: FID 1 A (column DB-ALC1)

Compound	Amount (g/100mL)	Time (min)	Peak Area
>Ethanol	0.1940	1.214	124.025
n-Propanol	-----	2.022	183.813

Table 2: FID 2 B (column DB-ALC2)

Compound	Time (min)	Peak Area
Ethanol	1.363	136.052
n-Propanol	2.444	199.261

Scottsdale Police Department Crime Lab Volatiles Analysis

Sample:	409-01S.S.	Vial:	29
Description:	[REDACTED]	LIMS ID:	[REDACTED]
Method:	ethanol quant.M	Sequence:	02Apr24
Instrument:	US14173023 CN14160045	Injection date:	4/2/2024 6:29:06 PM
Data file:	C:\Chem32\1\Data\02Apr24\29.D	Analyst:	Brooke

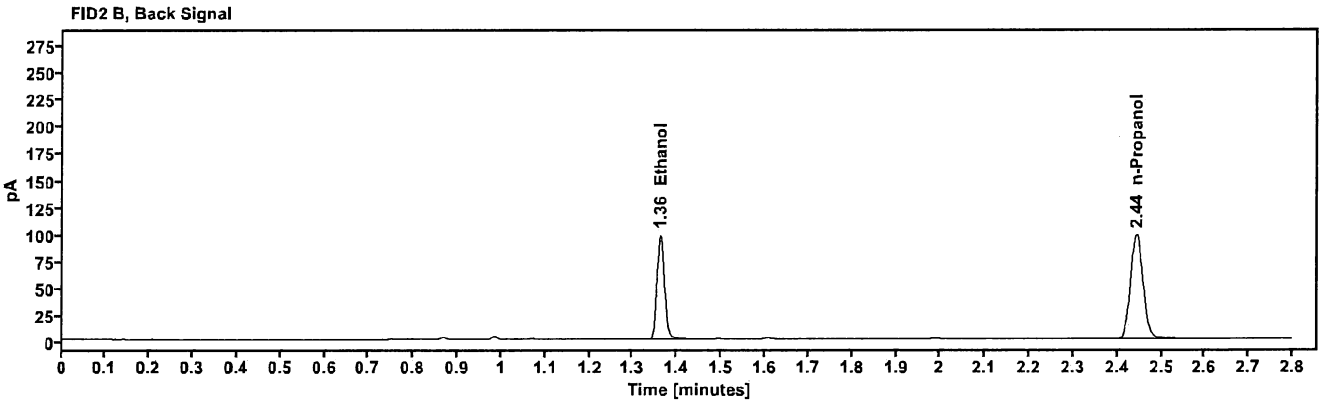
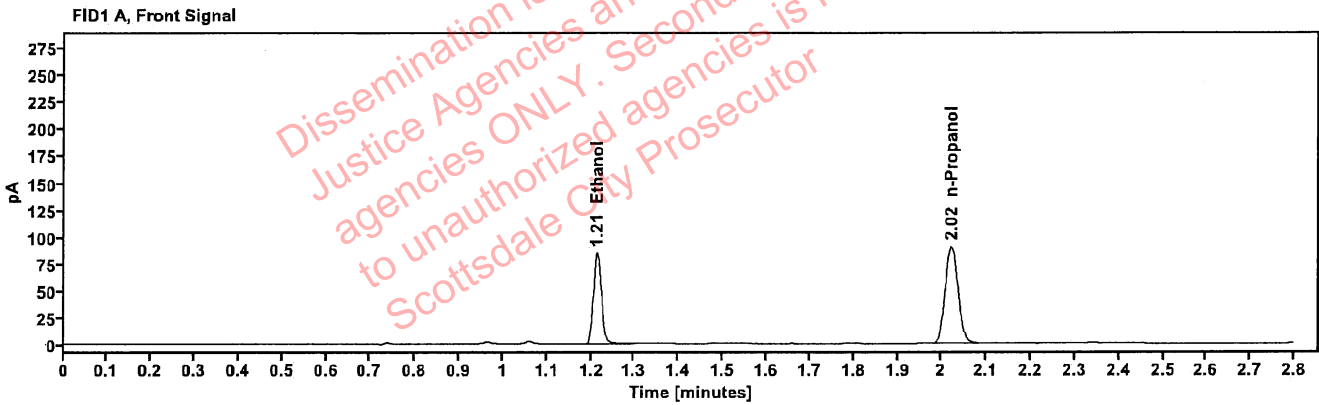


Table 1: FID 1 A (column DB-ALC1)

Compound	Amount (g/100mL)	Time (min)	Peak Area
>Ethanol	0.1718	1.213	107.518
n-Propanol	-----	2.021	180.073

Table 2: FID 2 B (column DB-ALC2)

Compound	Time (min)	Peak Area
Ethanol	1.362	117.997
n-Propanol	2.444	195.007

Scottsdale Police Department Crime Lab Volatiles Analysis

Sample:	409-01S.S.	Vial:	30
Description:	[REDACTED]	LIMS ID:	[REDACTED]
Method:	ethanol quant.M	Sequence:	02Apr24
Instrument:	US14173023 CN14160045	Injection date:	4/2/2024 6:33:06 PM
Data file:	C:\Chem32\1\Data\02Apr24\30.D	Analyst:	Brooke

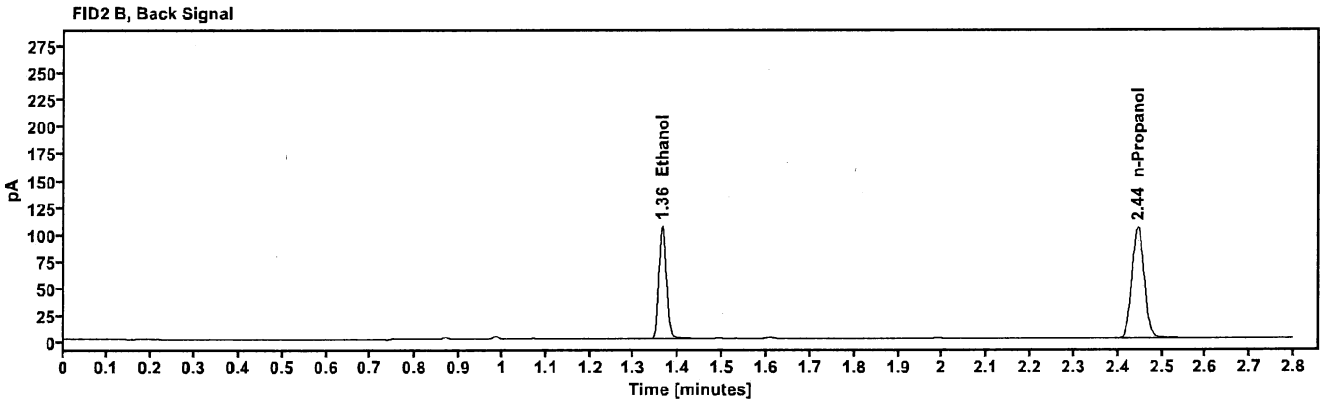
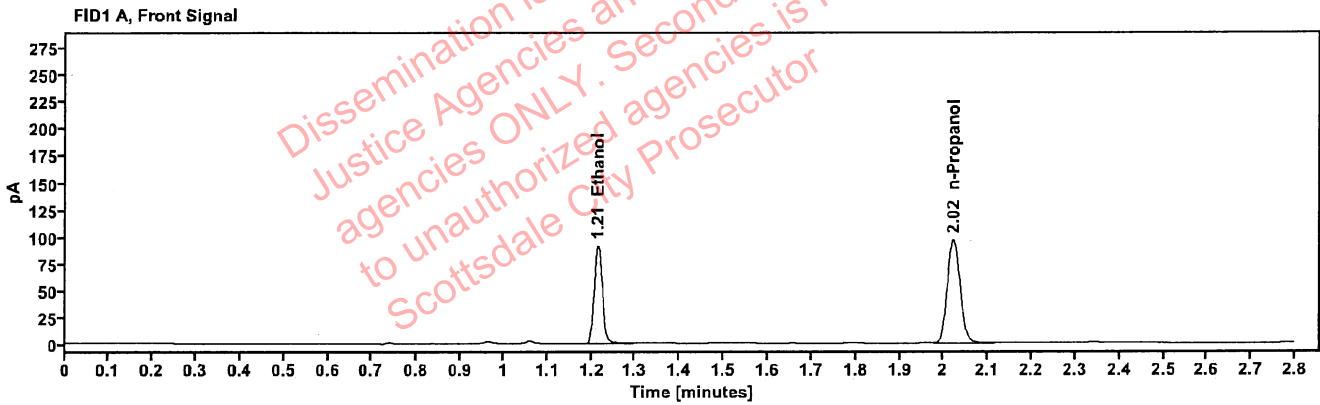


Table 1: FID 1 A (column DB-ALC1)

Compound	Amount (g/100mL)	Time (min)	Peak Area
>Ethanol	0.1739	1.214	116.737
n-Propanol	---	2.022	193.162

Table 2: FID 2 B (column DB-ALC2)

Compound	Time (min)	Peak Area
Ethanol	1.363	128.252
n-Propanol	2.445	208.069

Case: [REDACTED] : Brooke, Phillip - (03-Apr-2024)

User: pbrooke 4/3/2024

Scottsdale Police Department Crime Lab Volatiles Analysis

Sample:	423-01T.S.	Vial:	32
Description:	[REDACTED]	LIMS ID:	[REDACTED]
Method:	ethanol quant.M	Sequence:	02Apr24
Instrument:	US14173023 CN14160045	Injection date:	4/2/2024 6:41:21 PM
Data file:	C:\Chem32\1\Data\02Apr24\32.D	Analyst:	Brooke

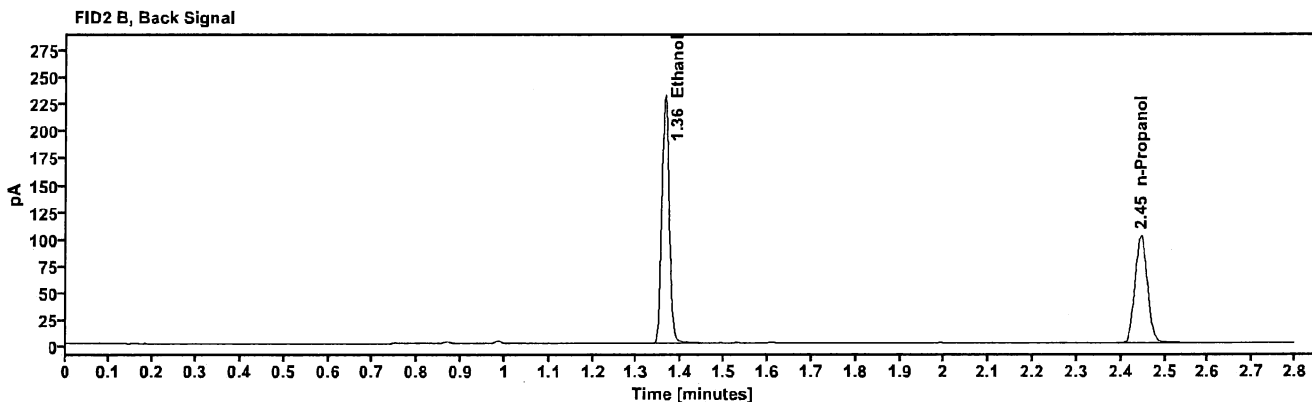
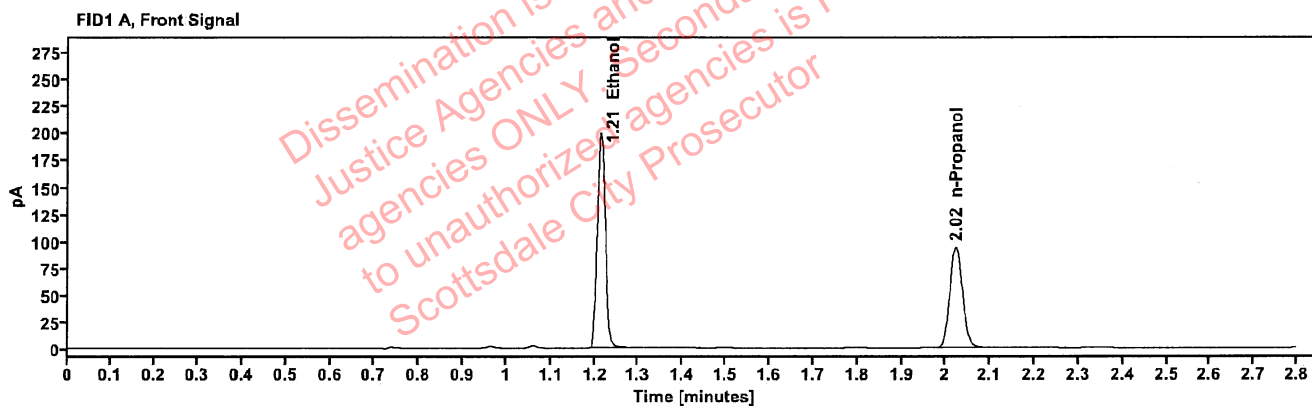


Table 1: FID 1 A (column DB-ALC1)

Compound	Amount (g/100mL)	Time (min)	Peak Area
>Ethanol	0.3920	1.214	254.930
n-Propanol	---	2.022	186.605

Table 2: FID 2 B (column DB-ALC2)

Compound	Time (min)	Peak Area
Ethanol	1.363	281.643
n-Propanol	2.445	202.057

Scottsdale Police Department Crime Lab Volatiles Analysis

Sample:	423-01T.S.	Vial:	33
Description:	[REDACTED]	LIMS ID:	[REDACTED]
Method:	ethanol quant.M	Sequence:	02Apr24
Instrument:	US14173023 CN14160045	Injection date:	4/2/2024 6:45:21 PM
Data file:	C:\Chem32\1\Data\02Apr24\33.D	Analyst:	Brooke

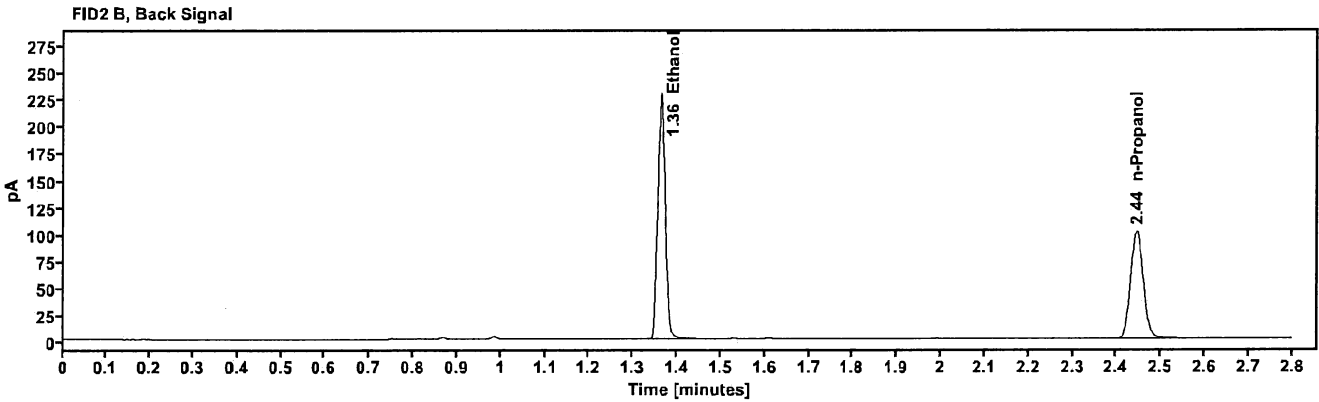
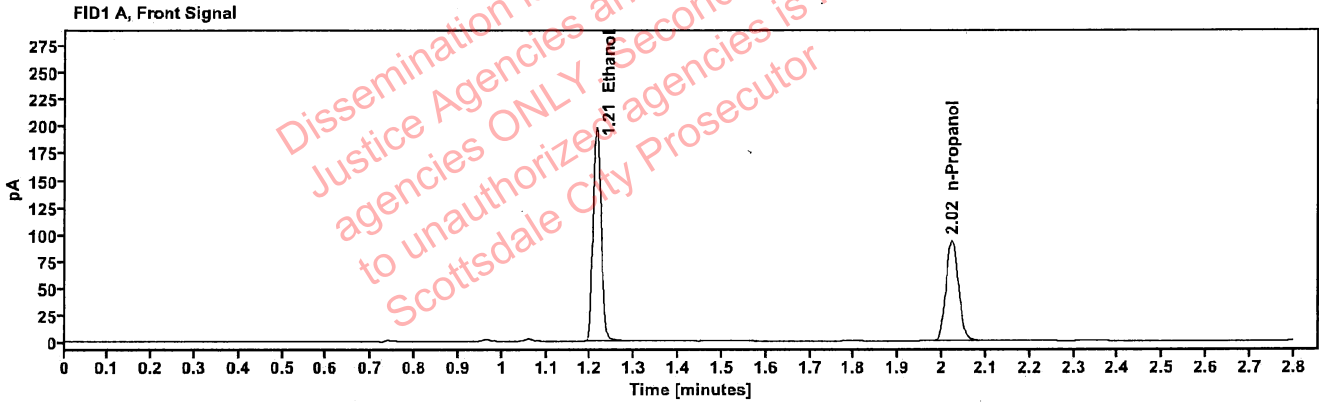


Table 1: FID 1 A (column DB-ALC1)

Compound	Amount (g/100mL)	Time (min)	Peak Area
>Ethanol	0.3905	1.213	252.652
n-Propanol	-----	2.022	185.644

Table 2: FID 2 B (column DB-ALC2)

Compound	Time (min)	Peak Area
Ethanol	1.363	279.324
n-Propanol	2.445	201.001

Scottsdale Police Department Crime Lab Volatiles Analysis

Sample:	2405824-2	Vial:	34
Description:	[REDACTED]	LIMS ID:	[REDACTED]
Method:	ethanol quant.M	Sequence:	02Apr24
Instrument:	US14173023 CN14160045	Injection date:	4/2/2024 6:49:20 PM
Data file:	C:\Chem32\1\Data\02Apr24\34.D	Analyst:	Brooke

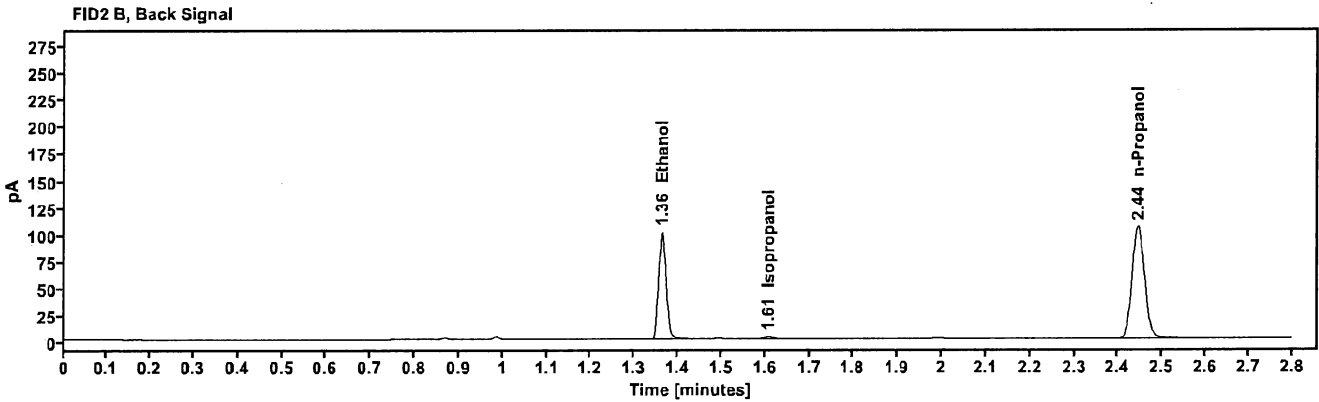
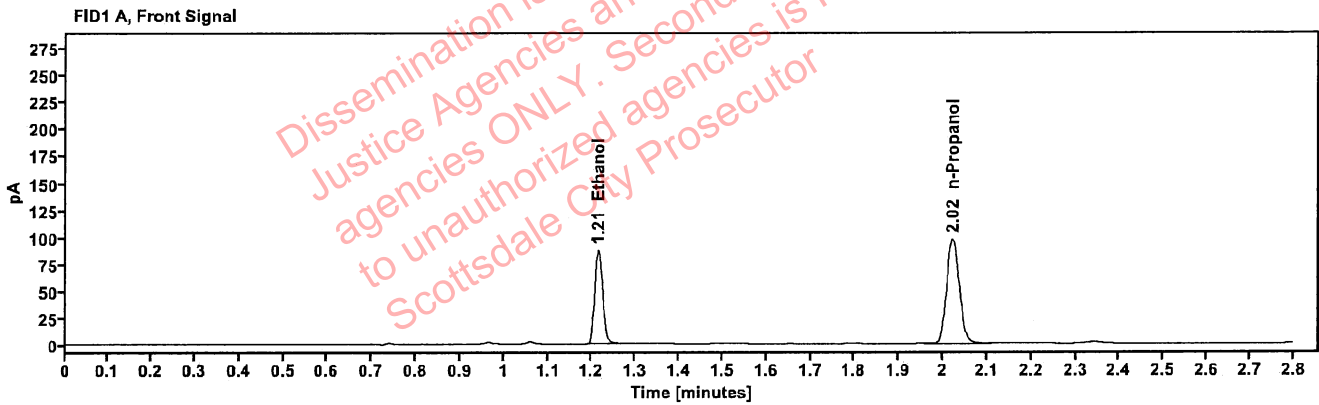


Table 1: FID 1 A (column DB-ALC1)

Compound	Amount (g/100mL)	Time (min)	Peak Area
>Ethanol	0.1639	1.214	111.078
n-Propanol	-----	2.022	195.039

Table 2: FID 2 B (column DB-ALC2)

Compound	Time (min)	Peak Area
Ethanol	1.363	121.975
Isopropanol	1.608	4.015
n-Propanol	2.445	210.113

Scottsdale Police Department Crime Lab Volatiles Analysis

Sample:	2405824-2	Vial:	35
Description:	[REDACTED]	LIMS ID:	[REDACTED]
Method:	ethanol quant.M	Sequence:	02Apr24
Instrument:	US14173023 CN14160045	Injection date:	4/2/2024 6:53:22 PM
Data file:	C:\Chem32\1\Data\02Apr24\35.D	Analyst:	Brooke

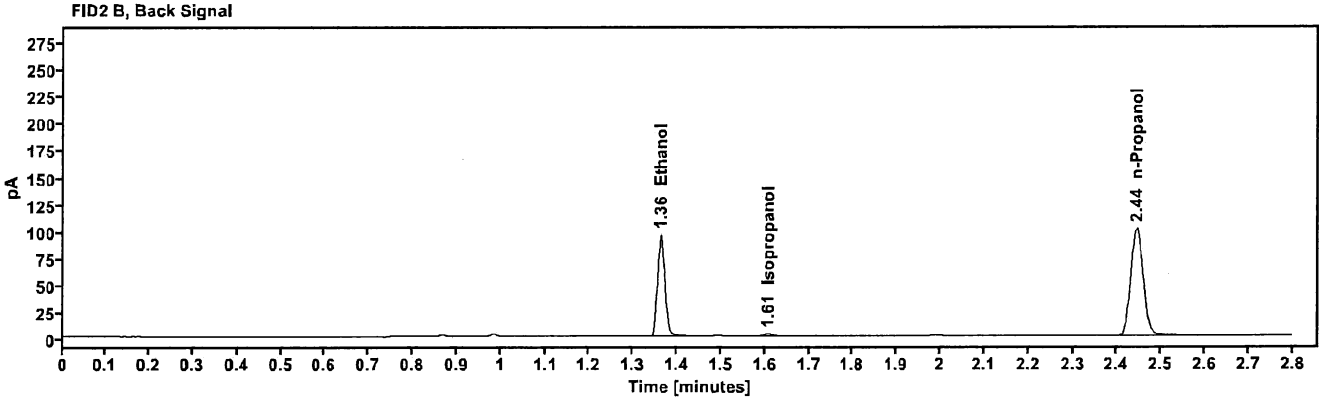
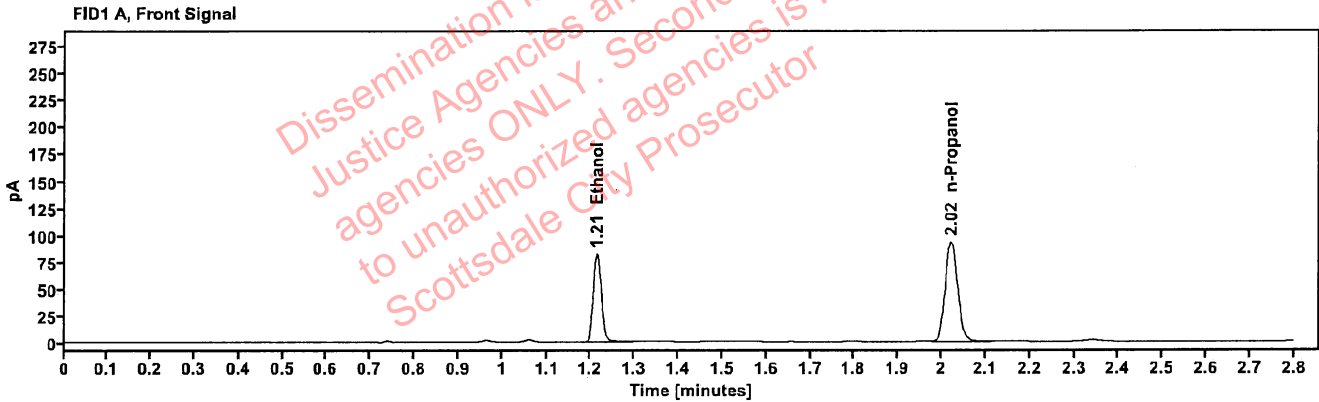


Table 1: FID 1 A (column DB-ALC1)

Compound	Amount (g/100mL)	Time (min)	Peak Area
>Ethanol	0.1618	1.214	104.631
n-Propanol	---	2.021	186.081

Table 2: FID 2 B (column DB-ALC2)

Compound	Time (min)	Peak Area
Ethanol	1.363	114.765
Isopropanol	1.607	4.001
n-Propanol	2.444	200.854

Scottsdale Police Department Crime Lab Volatiles Analysis

Sample:	2404907-2	Vial:	36
Description:	[REDACTED]	LIMS ID:	[REDACTED]
Method:	ethanol quant.M	Sequence:	02Apr24
Instrument:	US14173023 CN14160045	Injection date:	4/2/2024 6:57:21 PM
Data file:	C:\Chem32\1\Data\02Apr24\36.D	Analyst:	Brooke

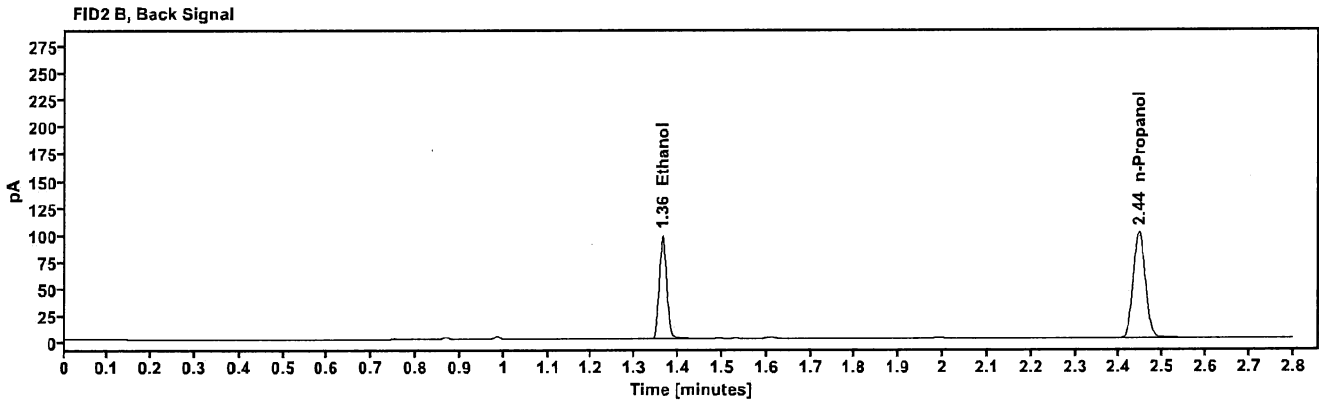
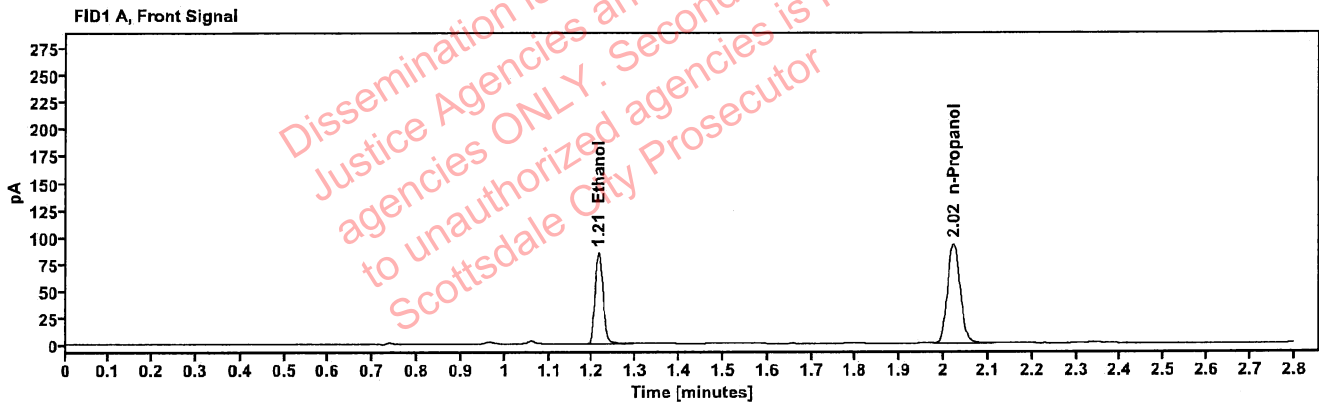


Table 1: FID 1 A (column DB-ALC1)

Compound	Amount (g/100mL)	Time (min)	Peak Area
>Ethanol	0.1679	1.214	107.913
n-Propanol	---	2.022	184.931

Table 2: FID 2 B (column DB-ALC2)

Compound	Time (min)	Peak Area
Ethanol	1.363	118.502
n-Propanol	2.445	199.439

Scottsdale Police Department Crime Lab Volatiles Analysis

Sample:	2404907-2	Vial:	37
Description:	[REDACTED]	LIMS ID:	[REDACTED]
Method:	ethanol quant.M	Sequence:	02Apr24
Instrument:	US14173023 CN14160045	Injection date:	4/2/2024 7:01:36 PM
Data file:	C:\Chem32\1\Data\02Apr24\37.D	Analyst:	Brooke

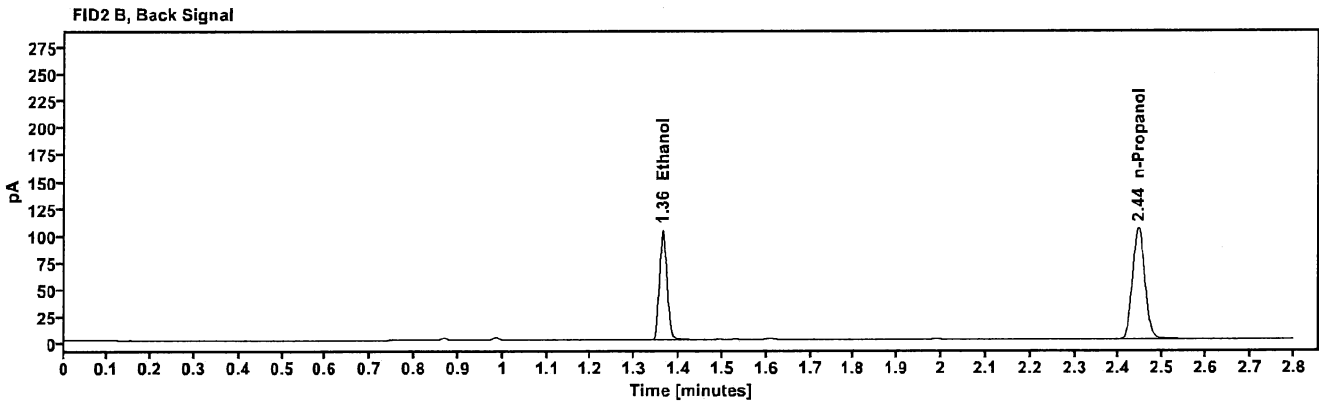
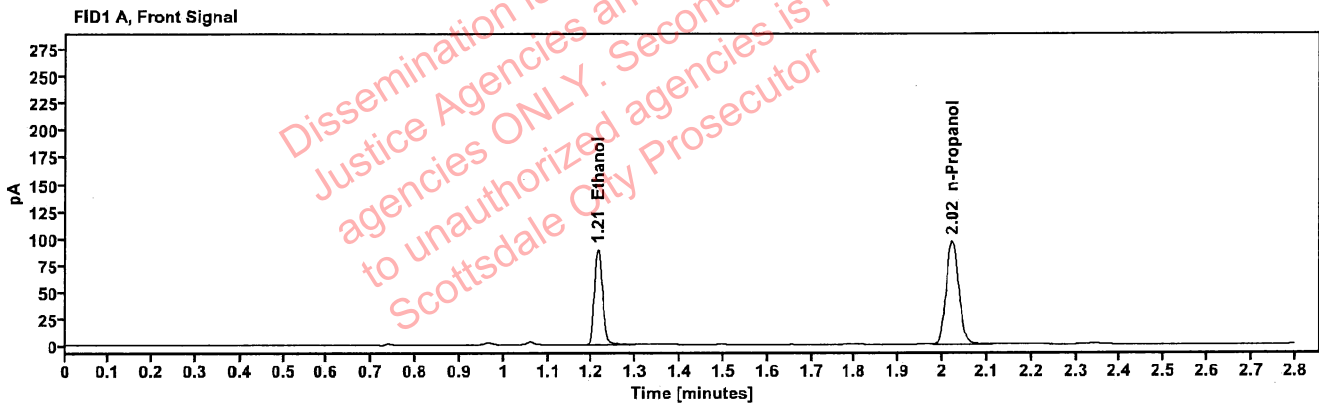


Table 1: FID 1 A (column DB-ALC1)

Compound	Amount (g/100mL)	Time (min)	Peak Area
>Ethanol	0.1700	1.214	113.949
n-Propanol	-----	2.022	192.841

Table 2: FID 2 B (column DB-ALC2)

Compound	Time (min)	Peak Area
Ethanol	1.363	124.876
n-Propanol	2.445	207.761

Scottsdale Police Department Crime Lab Volatiles Analysis

Sample:	2223248-2	Vial:	38
Description:	[REDACTED]	LIMS ID:	[REDACTED]
Method:	ethanol quant.M	Sequence:	02Apr24
Instrument:	US14173023 CN14160045	Injection date:	4/2/2024 7:05:37 PM
Data file:	C:\Chem32\1\Data\02Apr24\38.D	Analyst:	Brooke

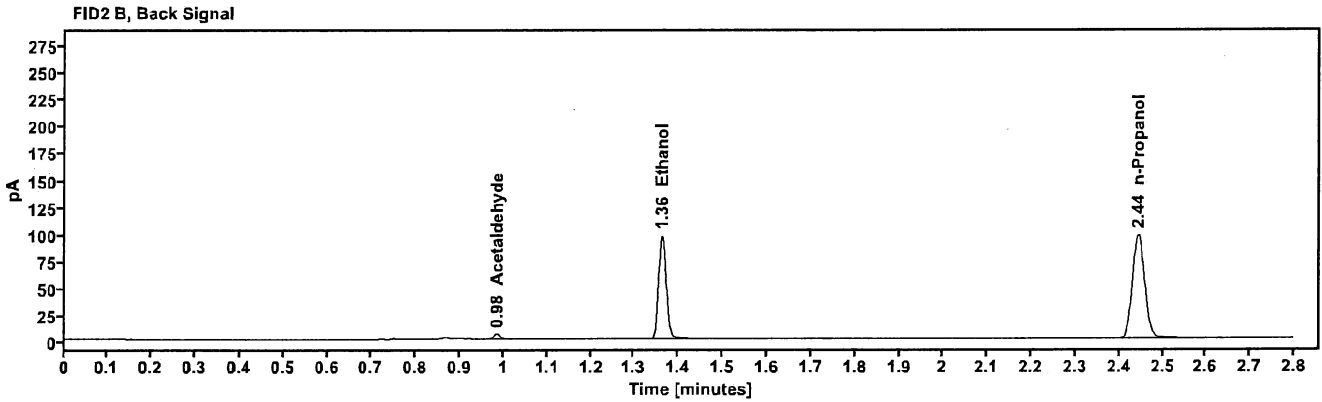
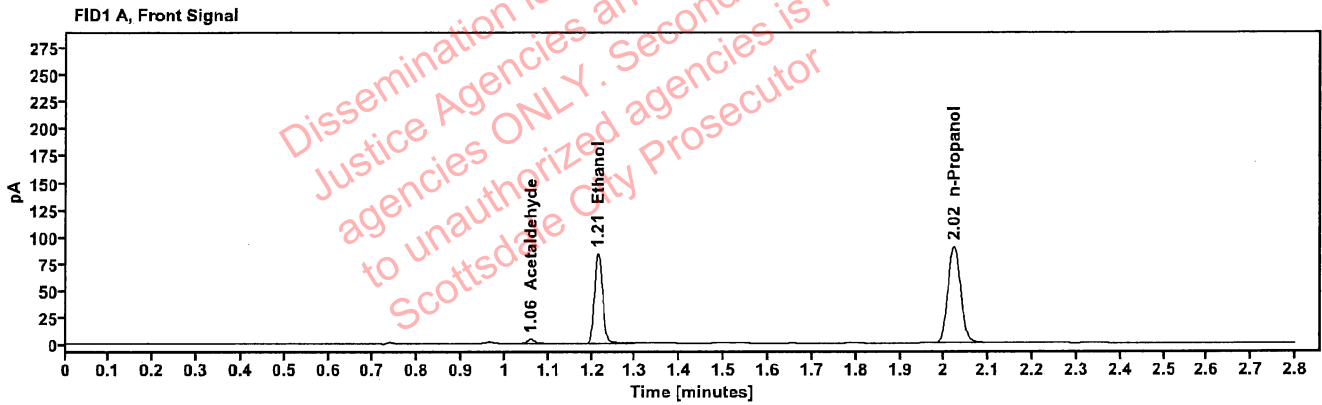


Table 1: FID 1 A (column DB-ALC1)

Compound	Amount (g/100mL)	Time (min)	Peak Area
Acetaldehyde	-----	1.059	4.423
>Ethanol	0.1710	1.214	106.956
n-Propanol	-----	2.021	179.923

Table 2: FID 2 B (column DB-ALC2)

Compound	Time (min)	Peak Area
Acetaldehyde	0.984	5.137
Ethanol	1.362	117.309
n-Propanol	2.444	195.012

Scottsdale Police Department Crime Lab Volatiles Analysis

Sample:	2223248-2	Vial:	39
Description:	[REDACTED]	LIMS ID:	[REDACTED]
Method:	ethanol quant.M	Sequence:	02Apr24
Instrument:	US14173023 CN14160045	Injection date:	4/2/2024 7:09:36 PM
Data file:	C:\Chem32\1\Data\02Apr24\39.D	Analyst:	Brooke

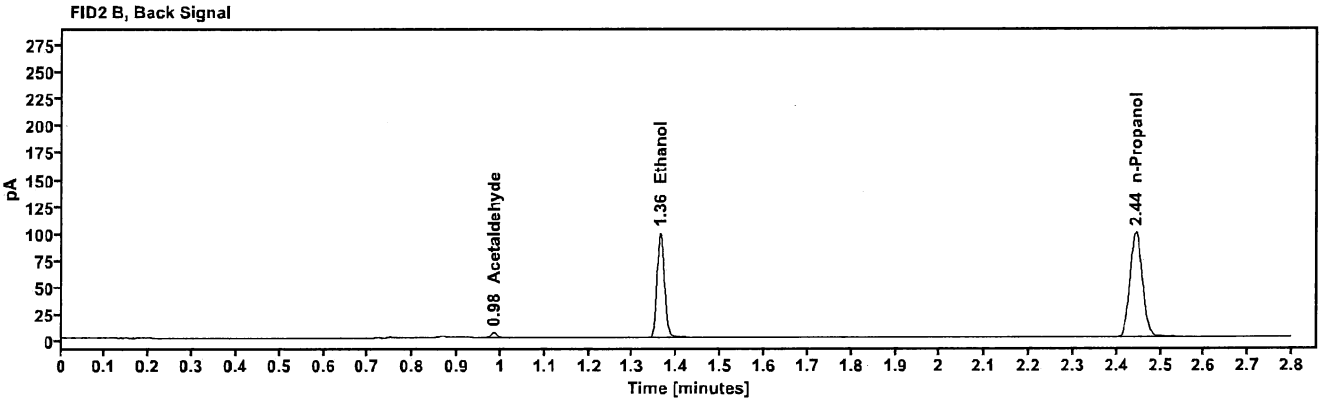
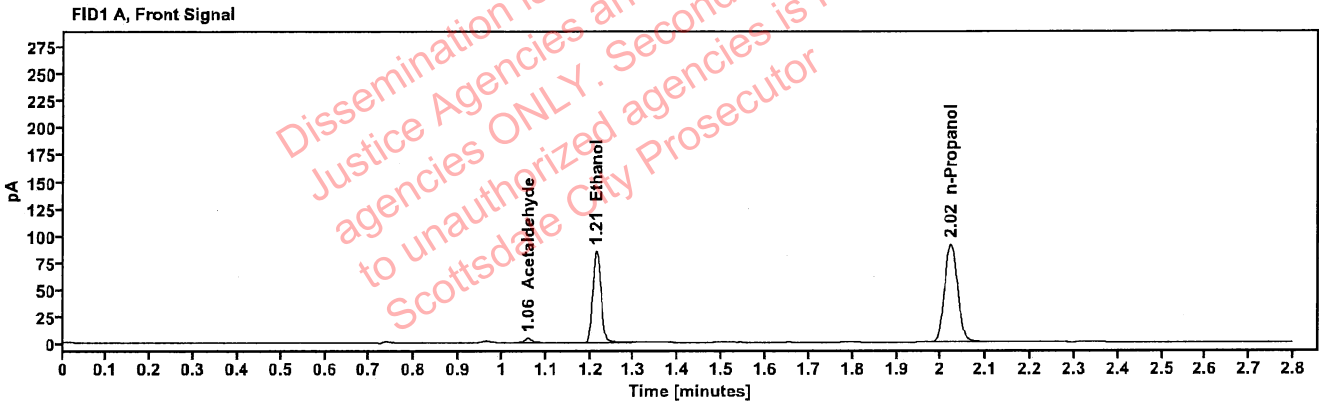


Table 1: FID 1 A (column DB-ALC1)

Compound	Amount (g/100mL)	Time (min)	Peak Area
Acetaldehyde	---	1.059	4.450
>Ethanol	0.1713	1.214	108.385
n-Propanol	---	2.021	182.046

Table 2: FID 2 B (column DB-ALC2)

Compound	Time (min)	Peak Area
Acetaldehyde	0.984	5.112
Ethanol	1.362	118.827
n-Propanol	2.444	197.311

: Brooke, Phillip - (03-Apr-2024)

Case: [REDACTED] User: pbrooke 4/3/2024

Scottsdale Police Department Crime Lab Volatiles Analysis

Sample:	2406021-2	Vial:	40
Description:	[REDACTED]	LIMS ID:	[REDACTED]
Method:	ethanol quant.M	Sequence:	02Apr24
Instrument:	US14173023 CN14160045	Injection date:	4/2/2024 7:13:36 PM
Data file:	C:\Chem32\1\Data\02Apr24\40.D	Analyst:	Brooke

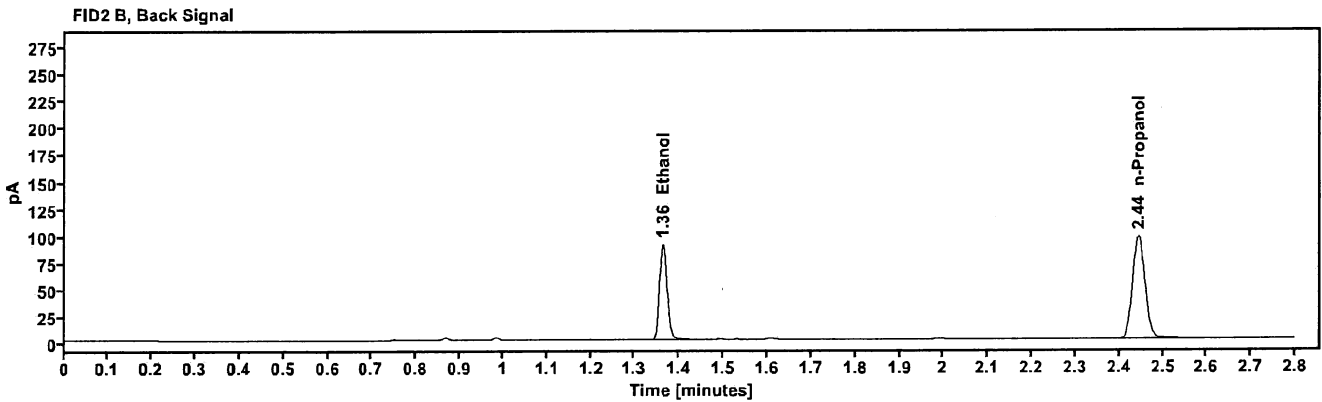
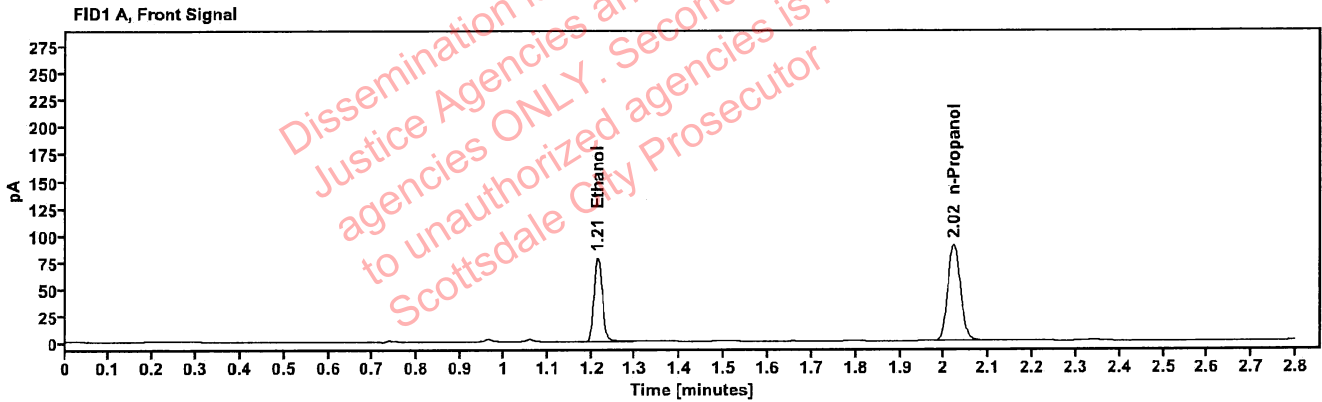


Table 1: FID 1 A (column DB-ALC1)

Compound	Amount (g/100mL)	Time (min)	Peak Area
>Ethanol	0.1594	1.214	99.643
n-Propanol	---	2.022	179.951

Table 2: FID 2 B (column DB-ALC2)

Compound	Time (min)	Peak Area
Ethanol	1.363	109.506
n-Propanol	2.444	193.986

Scottsdale Police Department Crime Lab Volatiles Analysis

Sample:	2406021-2	Vial:	41
Description:	[REDACTED]	LIMS ID:	[REDACTED]
Method:	ethanol quant.M	Sequence:	02Apr24
Instrument:	US14173023 CN14160045	Injection date:	4/2/2024 7:17:36 PM
Data file:	C:\Chem32\1\Data\02Apr24\41.D	Analyst:	Brooke

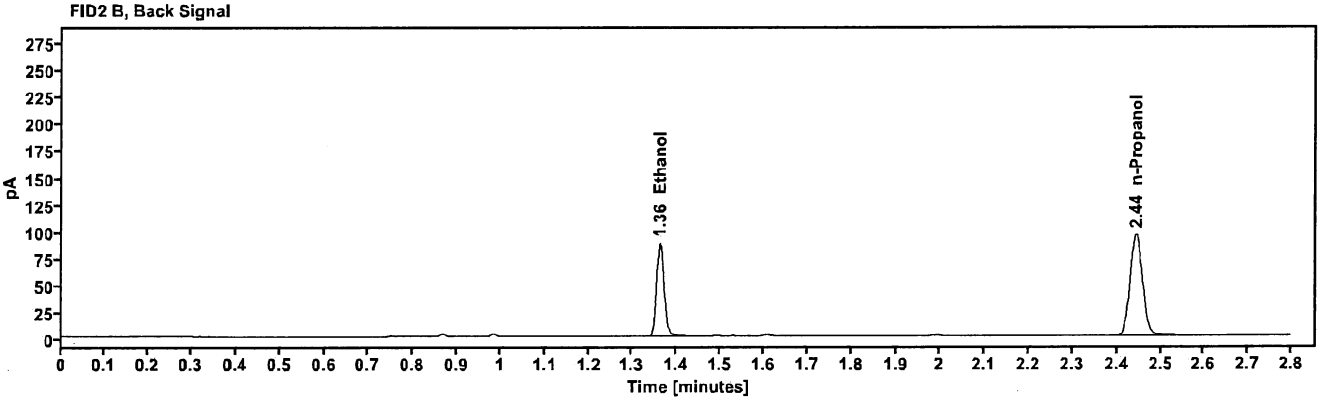
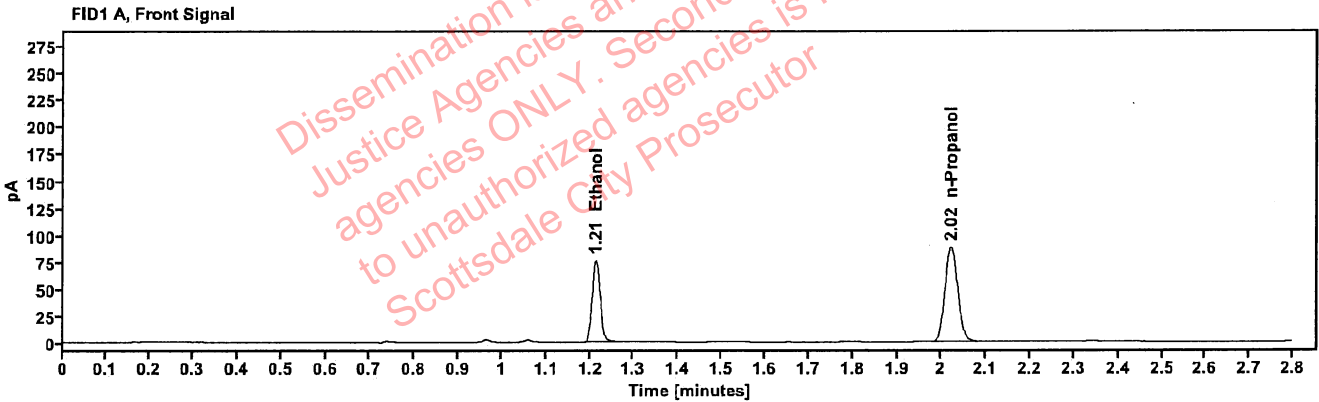


Table 1: FID 1 A (column DB-ALC1)

Compound	Amount (g/100mL)	Time (min)	Peak Area
>Ethanol	0.1577	1.213	96.623
n-Propanol	---	2.021	176.416

Table 2: FID 2 B (column DB-ALC2)

Compound	Time (min)	Peak Area
Ethanol	1.361	106.098
n-Propanol	2.443	190.643

Scottsdale Police Department Crime Lab Volatiles Analysis

Sample:	2406241-4	Vial:	43
Description:	[REDACTED]	LIMS ID:	[REDACTED]
Method:	ethanol quant.M	Sequence:	02Apr24
Instrument:	US14173023 CN14160045	Injection date:	4/2/2024 7:25:50 PM
Data file:	C:\Chem32\1\Data\02Apr24\43.D	Analyst:	Brooke

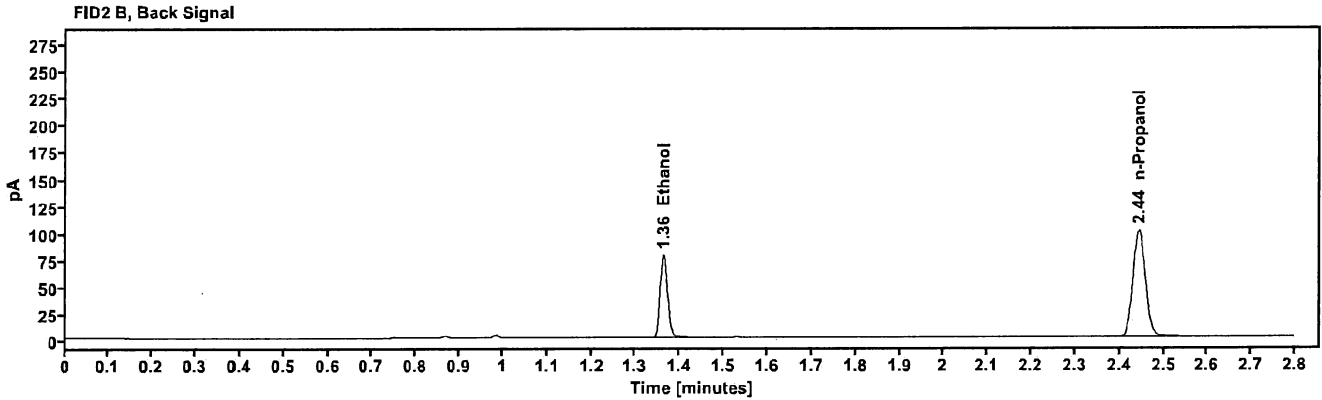
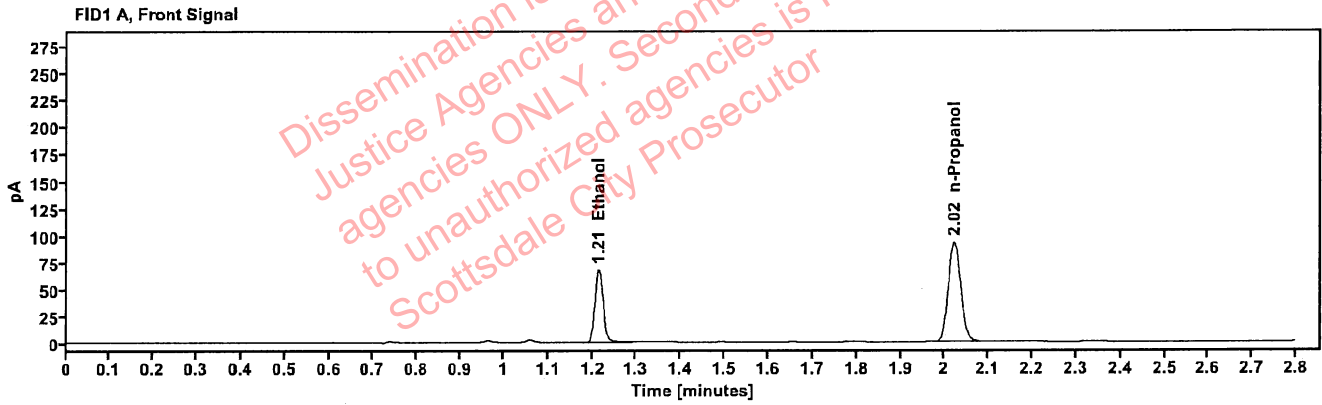


Table 1: FID 1 A (column DB-ALC1)

Compound	Amount (g/100mL)	Time (min)	Peak Area
>Ethanol	0.1340	1.214	86.075
n-Propanol	---	2.021	185.093

Table 2: FID 2 B (column DB-ALC2)

Compound	Time (min)	Peak Area
Ethanol	1.363	94.204
n-Propanol	2.444	200.945

Scottsdale Police Department Crime Lab Volatiles Analysis

Sample:	2406241-4	Vial:	44
Description:	[REDACTED]	LIMS ID:	[REDACTED]
Method:	ethanol quant.M	Sequence:	02Apr24
Instrument:	US14173023 CN14160045	Injection date:	4/2/2024 7:29:51 PM
Data file:	C:\Chem32\1\Data\02Apr24\44.D	Analyst:	Brooke

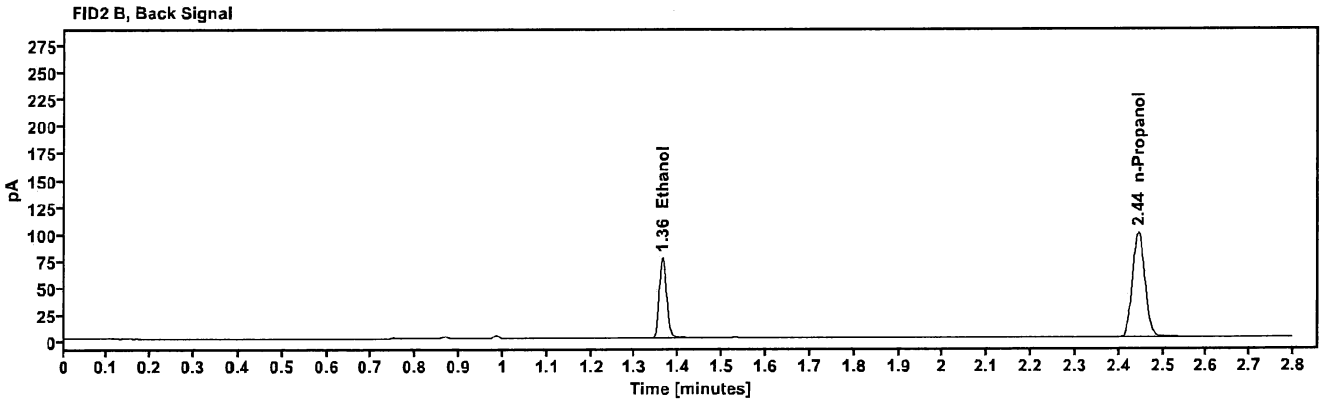
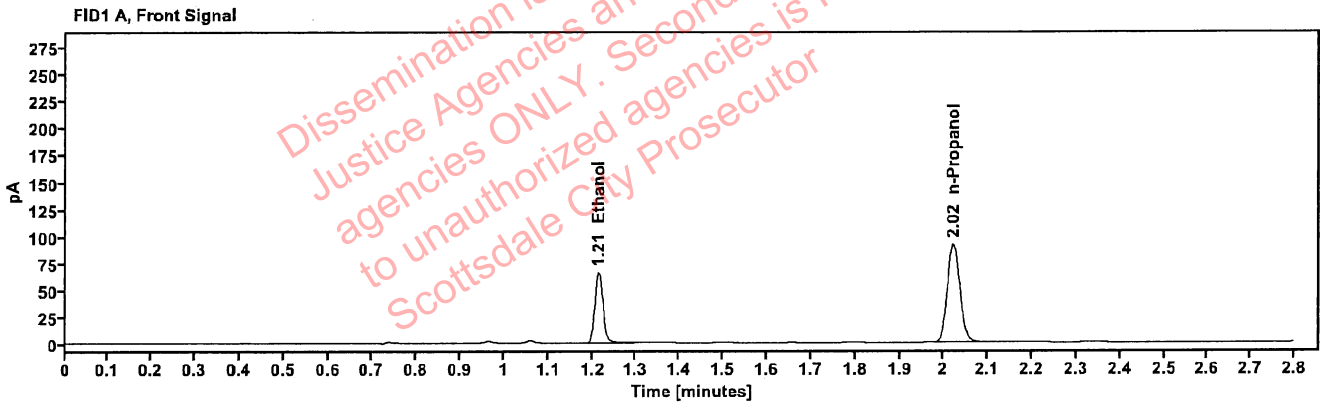


Table 1: FID 1 A (column DB-ALC1)

Compound	Amount (g/100mL)	Time (min)	Peak Area
>Ethanol	0.1324	1.214	83.759
n-Propanol	---	2.021	182.282

Table 2: FID 2 B (column DB-ALC2)

Compound	Time (min)	Peak Area
Ethanol	1.363	91.542
n-Propanol	2.444	197.650

[REDACTED]: Brooke, Phillip - (03-Apr-2024)

Case: [REDACTED] ser: pbrooke 4/3/2024

Scottsdale Police Department Crime Lab Volatiles Analysis

Sample:	2406510-6	Vial:	45
Description:	[REDACTED]	LIMS ID:	[REDACTED]
Method:	ethanol quant.M	Sequence:	02Apr24
Instrument:	US14173023 CN14160045	Injection date:	4/2/2024 7:33:51 PM
Data file:	C:\Chem32\1\Data\02Apr24\45.D	Analyst:	Brooke

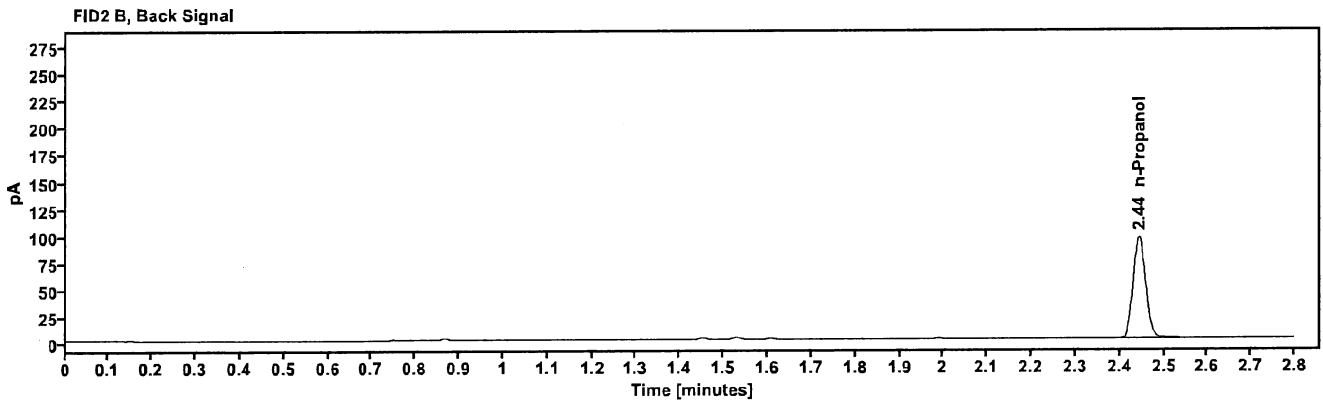
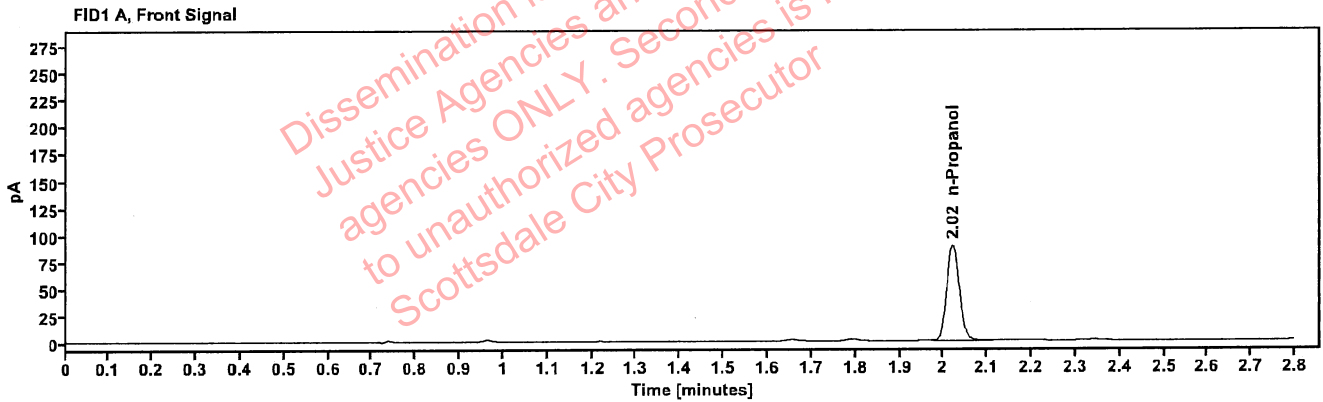


Table 1: FID 1 A (column DB-ALC1)

Compound	Amount (g/100mL)	Time (min)	Peak Area
n-Propanol	---	2.021	177.779

Table 2: FID 2 B (column DB-ALC2)

Compound	Time (min)	Peak Area
n-Propanol	2.444	192.035

Scottsdale Police Department Crime Lab Volatiles Analysis

Sample:	2406510-6	Vial:	46
Description:		LIMS ID:	
Method:	ethanol quant.M	Sequence:	02Apr24
Instrument:	US14173023 CN14160045	Injection date:	4/2/2024 7:37:52 PM
Data file:	C:\Chem32\1\Data\02Apr24\46.D	Analyst:	Brooke

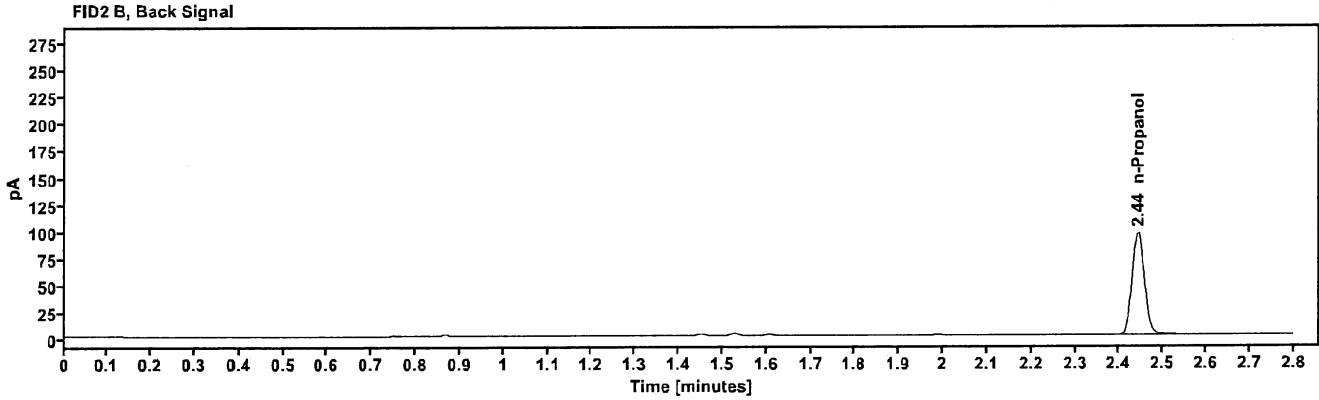
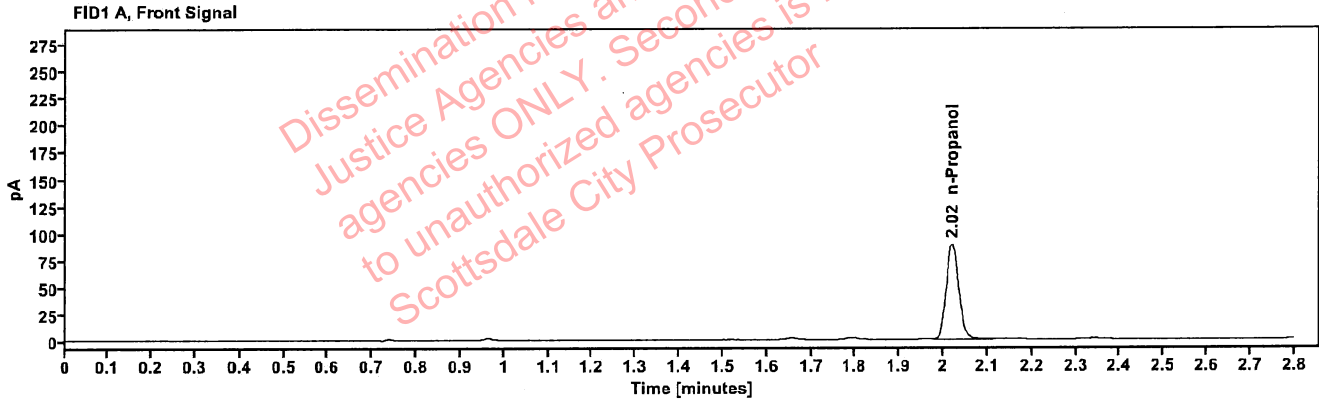


Table 1: FID 1 A (column DB-ALC1)

Compound	Amount (g/100mL)	Time (min)	Peak Area
n-Propanol	---	2.020	176.629

Table 2: FID 2 B (column DB-ALC2)

Compound	Time (min)	Peak Area
n-Propanol	2.442	191.140

[REDACTED]: Brooke, Phillip - (03-Apr-2024)

Case: [REDACTED] User: pbrooke 4/3/2024

Scottsdale Police Department Crime Lab Volatiles Analysis

Sample:	2406510-4	Vial:	47
Description:	[REDACTED]	LIMS ID:	[REDACTED]
Method:	ethanol quant.M	Sequence:	02Apr24
Instrument:	US14173023 CN14160045	Injection date:	4/2/2024 7:41:51 PM
Data file:	C:\Chem32\1\Data\02Apr24\47.D	Analyst:	Brooke

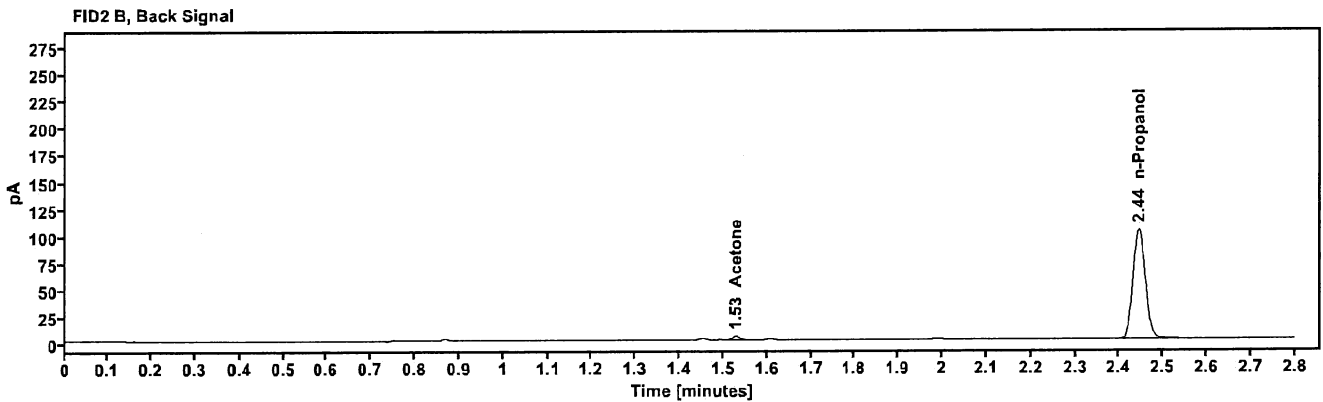
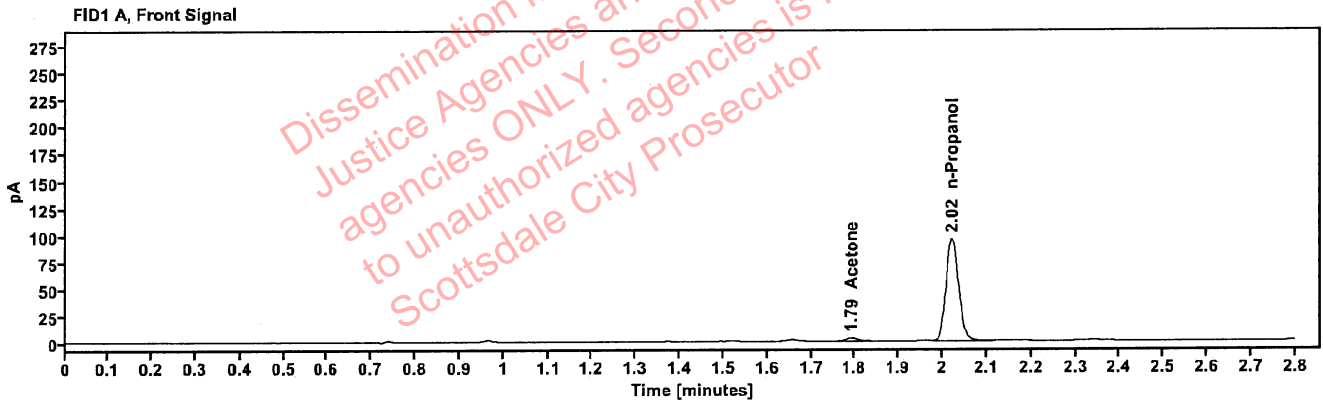


Table 1: FID 1 A (column DB-ALC1)

Compound	Amount (g/100mL)	Time (min)	Peak Area
Acetone	-----	1.792	5.180
n-Propanol	-----	2.021	190.321

Table 2: FID 2 B (column DB-ALC2)

Compound	Time (min)	Peak Area
Acetone	1.528	5.850
n-Propanol	2.444	205.956

Scottsdale Police Department Crime Lab Volatiles Analysis

Sample:	2406510-4	Vial:	48
Description:	[REDACTED]	LIMS ID:	[REDACTED]
Method:	ethanol quant.M	Sequence:	02Apr24
Instrument:	US14173023 CN14160045	Injection date:	4/2/2024 7:45:52 PM
Data file:	C:\Chem32\1\Data\02Apr24\48.D	Analyst:	Brooke

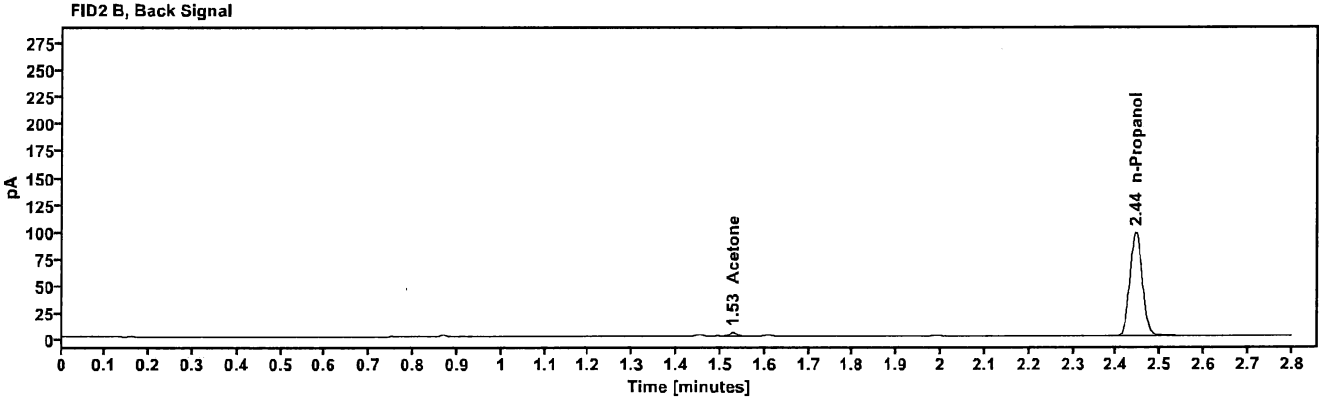
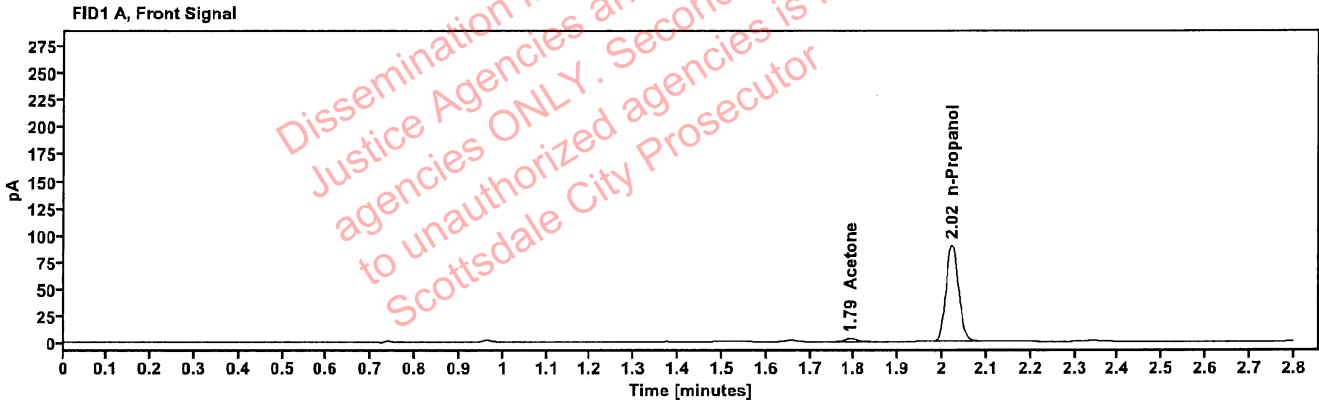


Table 1: FID 1 A (column DB-ALC1)

Compound	Amount (g/100mL)	Time (min)	Peak Area
Acetone	---	1.792	5.075
n-Propanol	---	2.021	180.182

Table 2: FID 2 B (column DB-ALC2)

Compound	Time (min)	Peak Area
Acetone	1.528	5.761
n-Propanol	2.444	194.763

Scottsdale Police Department Crime Lab Volatiles Analysis

Sample:	2404457-2	Vial:	49
Description:	[REDACTED]	LIMS ID:	[REDACTED]
Method:	ethanol quant.M	Sequence:	02Apr24
Instrument:	US14173023 CN14160045	Injection date:	4/2/2024 7:50:06 PM
Data file:	C:\Chem32\1\Data\02Apr24\49.D	Analyst:	Brooke

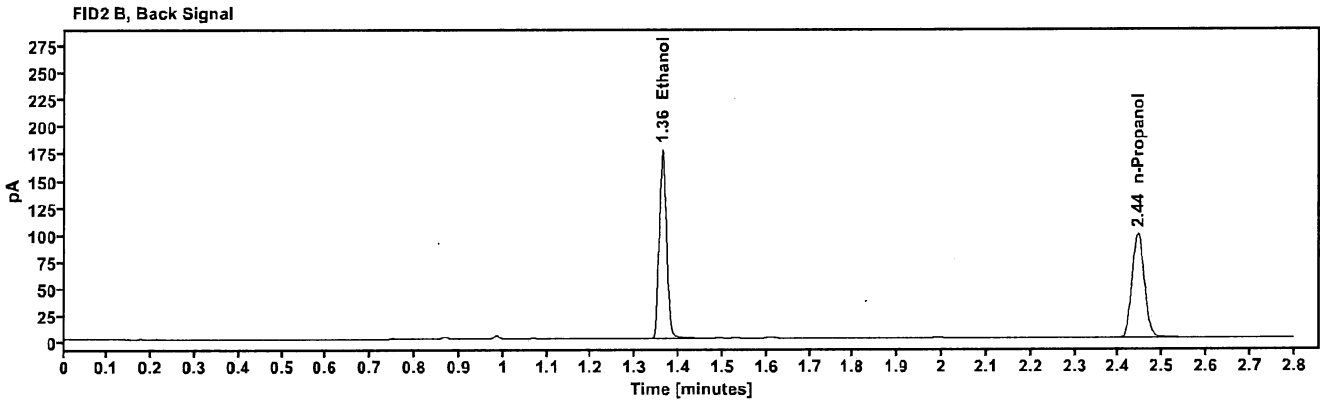
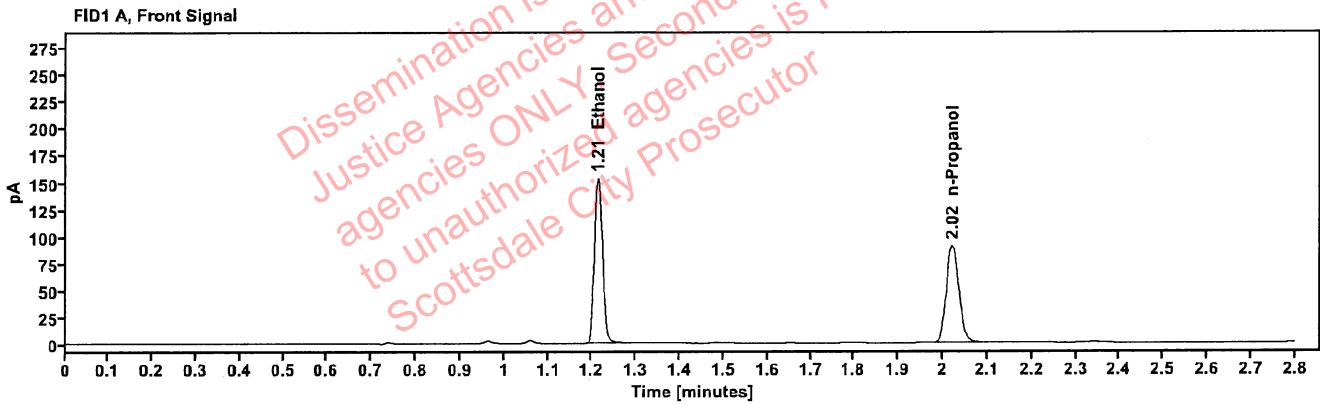


Table 1: FID 1 A (column DB-ALC1)

Compound	Amount (g/100mL)	Time (min)	Peak Area
>Ethanol	0.3100	1.213	194.777
n-Propanol	---	2.021	180.391

Table 2: FID 2 B (column DB-ALC2)

Compound	Time (min)	Peak Area
Ethanol	1.362	215.387
n-Propanol	2.444	195.554

Scottsdale Police Department Crime Lab Volatiles Analysis

Sample:	2404457-2	Vial:	50
Description:		LIMS ID:	
Method:	ethanol quant.M	Sequence:	02Apr24
Instrument:	US14173023 CN14160045	Injection date:	4/2/2024 7:54:06 PM
Data file:	C:\Chem32\1\Data\02Apr24\50.D	Analyst:	Brooke

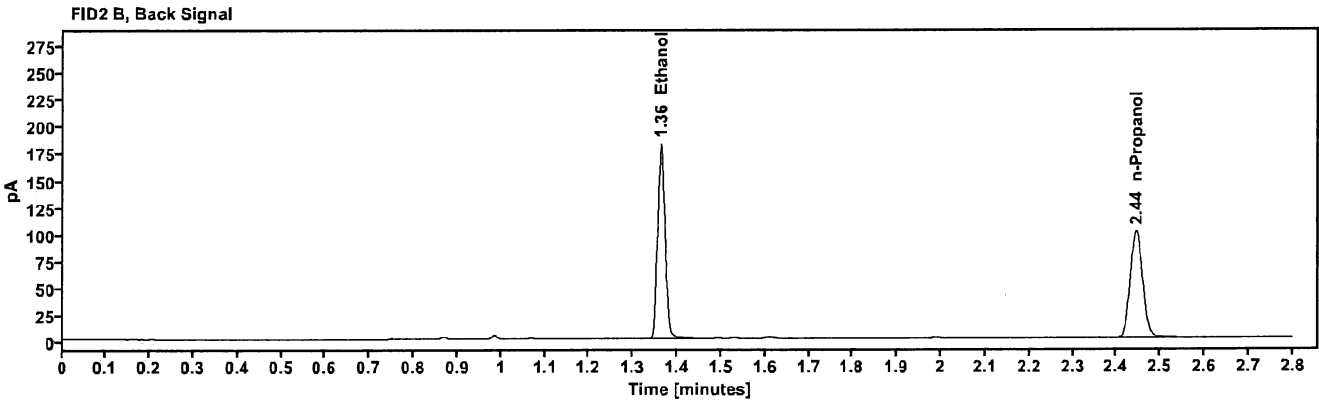
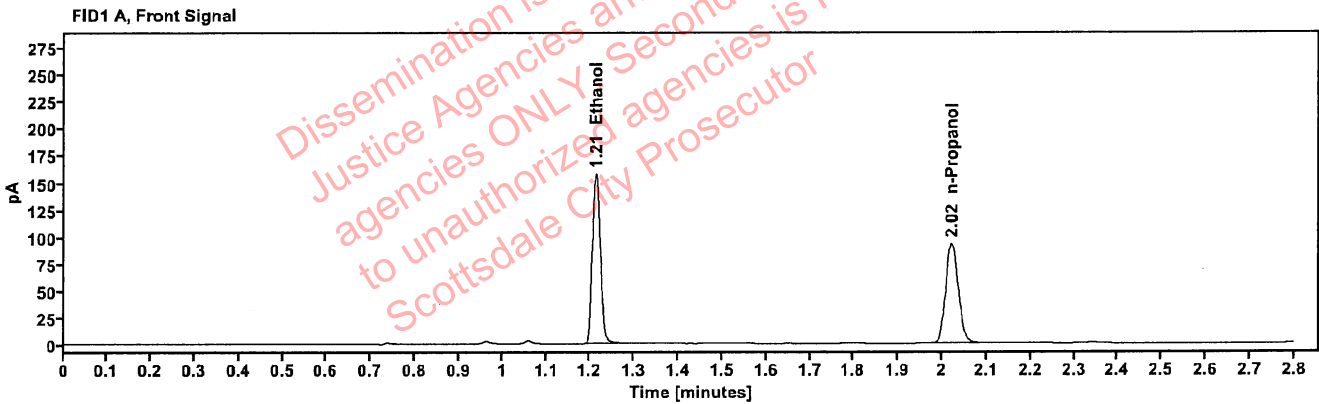


Table 1: FID 1 A (column DB-ALC1)

Compound	Amount (g/100mL)	Time (min)	Peak Area
>Ethanol	0.3096	1.213	200.333
n-Propanol	---	2.022	185.760

Table 2: FID 2 B (column DB-ALC2)

Compound	Time (min)	Peak Area
Ethanol	1.362	221.591
n-Propanol	2.444	200.126

Scottsdale Police Department Crime Lab Volatiles Analysis

Sample:	2405380-2	Vial:	51
Description:	[REDACTED]	LIMS ID:	[REDACTED]
Method:	ethanol quant.M	Sequence:	02Apr24
Instrument:	US14173023 CN14160045	Injection date:	4/2/2024 7:58:05 PM
Data file:	C:\Chem32\1\Data\02Apr24\51.D	Analyst:	Brooke

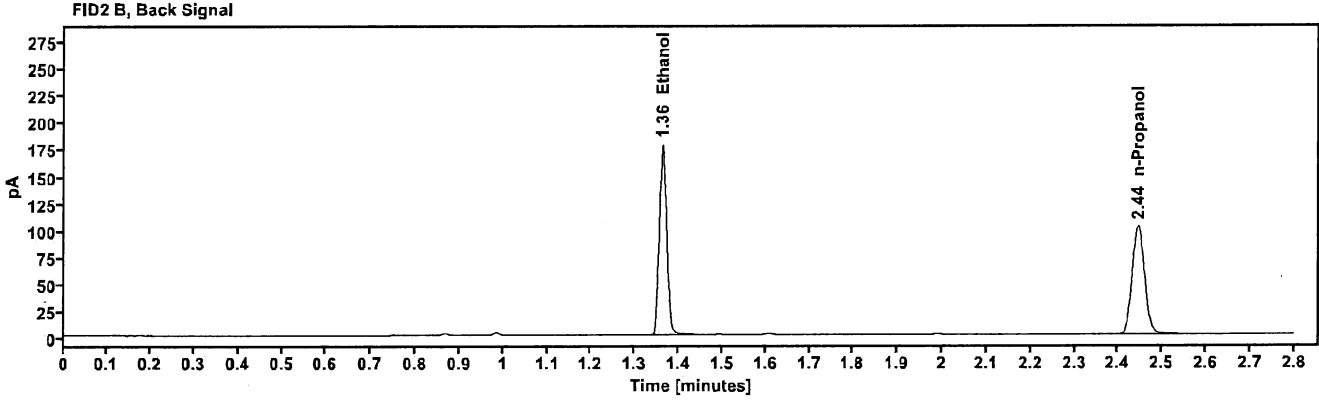
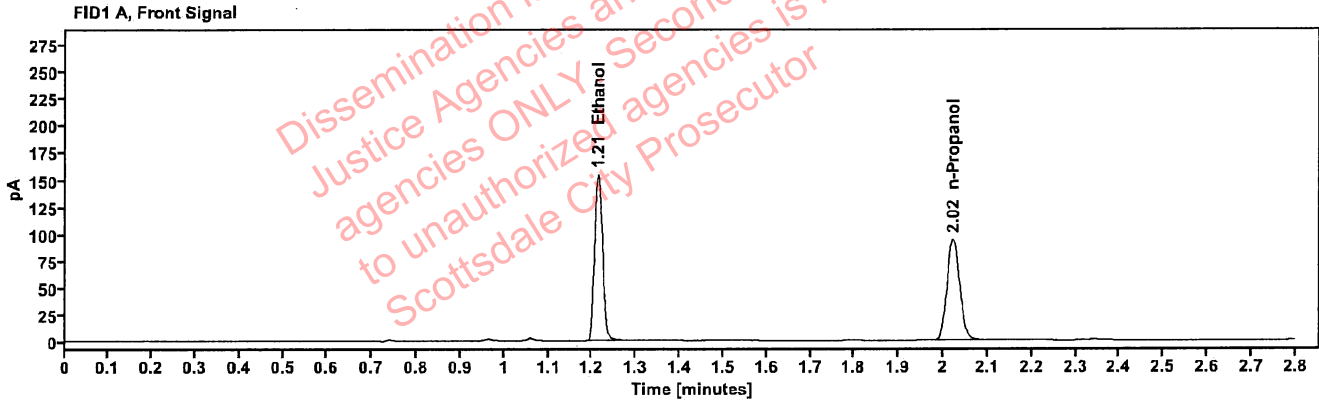


Table 1: FID 1 A (column DB-ALC1)

Compound	Amount (g/100mL)	Time (min)	Peak Area
>Ethanol	0.3007	1.214	196.384
n-Propanol	-----	2.022	187.527

Table 2: FID 2 B (column DB-ALC2)

Compound	Time (min)	Peak Area
Ethanol	1.363	217.132
n-Propanol	2.445	203.290

Scottsdale Police Department Crime Lab Volatiles Analysis

Sample:	2405380-2	Vial:	52
Description:		LIMS ID:	
Method:	ethanol quant.M	Sequence:	02Apr24
Instrument:	US14173023 CN14160045	Injection date:	4/2/2024 8:02:06 PM
Data file:	C:\Chem32\1\Data\02Apr24\52.D	Analyst:	Brooke

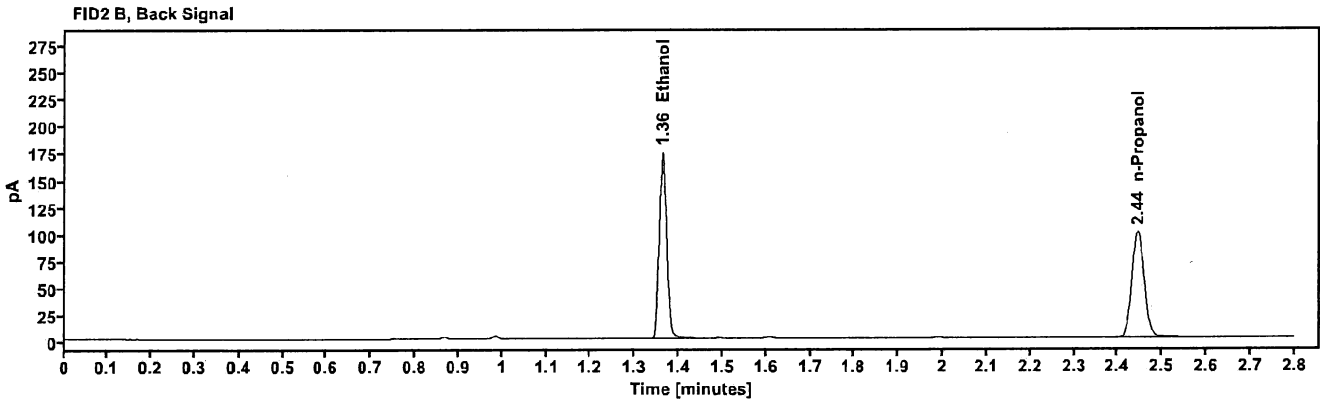
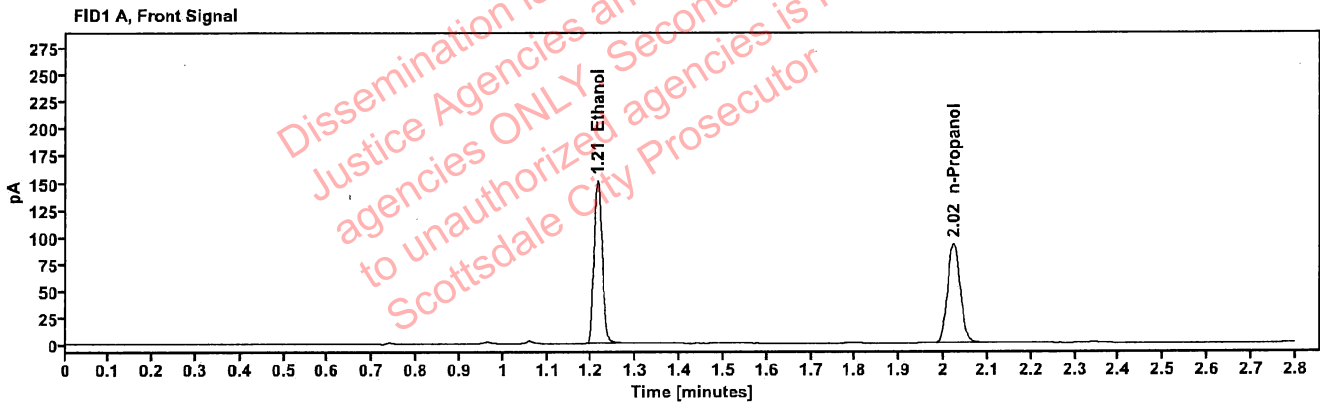


Table 1: FID 1 A (column DB-ALC1)

Compound	Amount (g/100mL)	Time (min)	Peak Area
>Ethanol	0.2998	1.213	192.224
n-Propanol	-----	2.022	184.126

Table 2: FID 2 B (column DB-ALC2)

Compound	Time (min)	Peak Area
Ethanol	1.363	212.537
n-Propanol	2.444	199.492