

# SCOTTSDALE POLICE DEPARTMENT CRIME LABORATORY BLOOD ALCOHOL FACE SHEET

ANALYSIS DATE 05/30/2024 SEQUENCE NAME 30May24

**EQUIPMENT**

Pipettor  Hamilton ML600EH7497  Hamilton ML600EA20851  
 Gas Chromatograph  Agilent US14173023

**INSTRUMENT CALIBRATION**

Vial 1 0.02 calibrator Lot FN03122113 Coefficient of determination (r<sup>2</sup>)  
 Vial 2 0.10 calibrator Lot FN03072301 0.99995  
 Vial 3 0.20 calibrator Lot FN03132302  
 Vial 4 0.40 calibrator Lot FN03052102

**CALIBRATION VERIFICATION AND RESOLUTION TEST**

Vial	Sample	Expected result	Measured result	Manufacturer/lot
5	Blank	Not detected	Not detected	SPD lab 011823WB
6	Volatiles mixture	6 compounds	6 compounds	SPD lab 050721MIX
7	Aqueous control	0.400 g/dL	0.399 g/dL	Lipomed 30012020-A
8	Aqueous control	0.040 g/dL	0.041 g/dL	Lipomed 14082019-B
9	Blood control	0.199 g/dL	0.204 g/dL	ACQ 4110320133/11
20	Aqueous control	0.100 g/dL	0.101 g/dL	Lipomed 25052023-A
31	Blood control	0.199 g/dL	0.206 g/dL	ACQ 4110320133/11
42	Aqueous control	0.100 g/dL	0.102 g/dL	Lipomed 25052023-A
53	Blood control	0.199 g/dL	0.204 g/dL	ACQ 4110320133/11
62	Aqueous control	0.400 g/dL	0.408 g/dL	Lipomed 30012020-A
63	Aqueous control	0.040 g/dL	0.042 g/dL	Lipomed 14082019-B
64	Blood control	0.199 g/dL	0.206 g/dL	ACQ 4110320133/11
65	Blank	Not detected	Not detected	SPD lab 032824AQ

**SUBJECT SAMPLES**

Subjects in the sequence 20 Subjects requiring reanalysis 0

**ADDITIONAL NOTES:** All testing proceeded as expected. This batch also includes four proficiency test samples

---



---

Run valid  [Signature] Run valid  [Signature]  
 Run invalid  Analyst Run invalid  Technical Reviewer

# Scottsdale Police Department Crime Laboratory Sequence Quality Assurance Summary

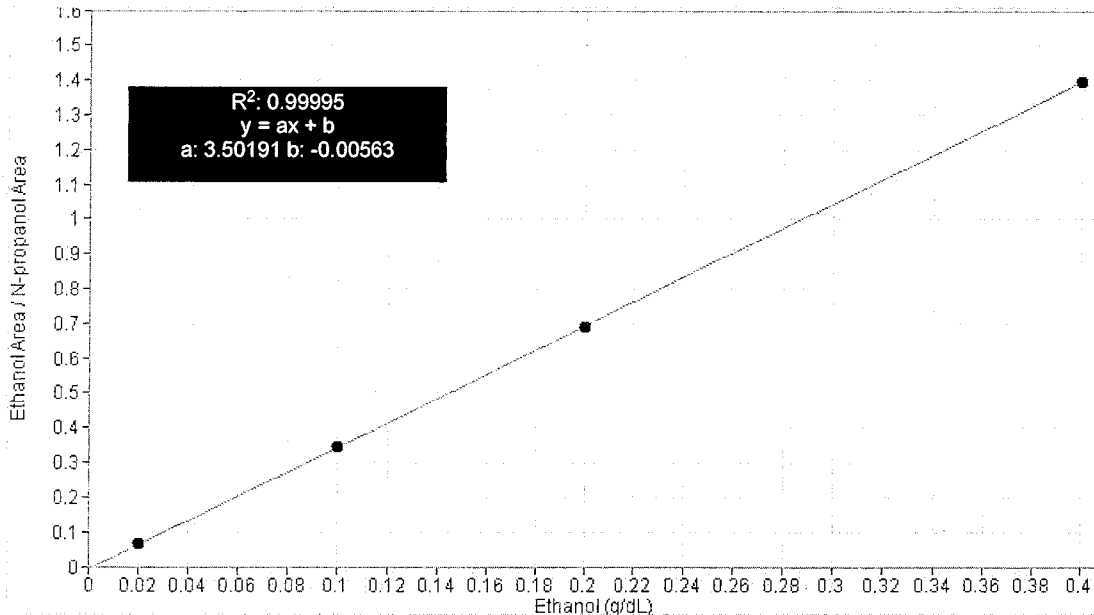
SEQUENCE NAME: 30May24

ANALYST: Abbott *Abbott*

Sample Name	Vial	Measured Value (g/dL)	Expected Value (g/dL)	Percent Difference	Absolute Difference (g/dL)
blank 011823WB	5	negative	negative	-	-
0.400 30012020-A	7	0.399	0.400	0.25	-0.001
0.040 14082019-B	8	0.041	0.040	2.50	0.001
0.199 4110320133/11	9	0.204	0.199	2.51	0.005
0.100 25052023-A	20	0.101	0.100	1.00	0.001
0.199 4110320133/11	31	0.206	0.199	3.52	0.007
0.100 25052023-A	42	0.102	0.100	2.00	0.002
0.199 4110320133/11	53	0.204	0.199	2.51	0.005
0.400 30012020-A	62	0.408	0.400	2.00	0.008
0.040 14082019-B	63	0.042	0.040	5.00	0.002
0.199 4110320133/11	64	0.206	0.199	3.52	0.007
blank 032824AQ	65	negative	negative	-	-

Calibrator	Ethanol Area	N-propanol Area	Ratio
0.020	11.771	174.200	0.068
0.100	59.635	173.262	0.344
0.200	118.006	171.196	0.689
0.400	242.104	173.204	1.398

**Calibration Line**



# Scottsdale Police Department Crime Lab Volatiles Analysis

<b>Sample:</b> FN03122113	<b>Vial:</b> 1
<b>Description:</b> 0.020 calibrator	<b>Sequence:</b> 30May24
<b>Method:</b> ethanol quant.M	<b>Injection date:</b> 5/30/2024 12:55:51 PM
<b>Instrument:</b> US14173023 CN14160045	<b>Analyst:</b> Abbott <i>Abbott</i>
<b>Data file:</b> C:\Chem32\1\Data\30May24\1.D	

Dissemination is restricted to Criminal Justice Agencies and authorized agencies ONLY. Secondary dissemination to unauthorized agencies is PROHIBITED. Scottsdale City Prosecutor

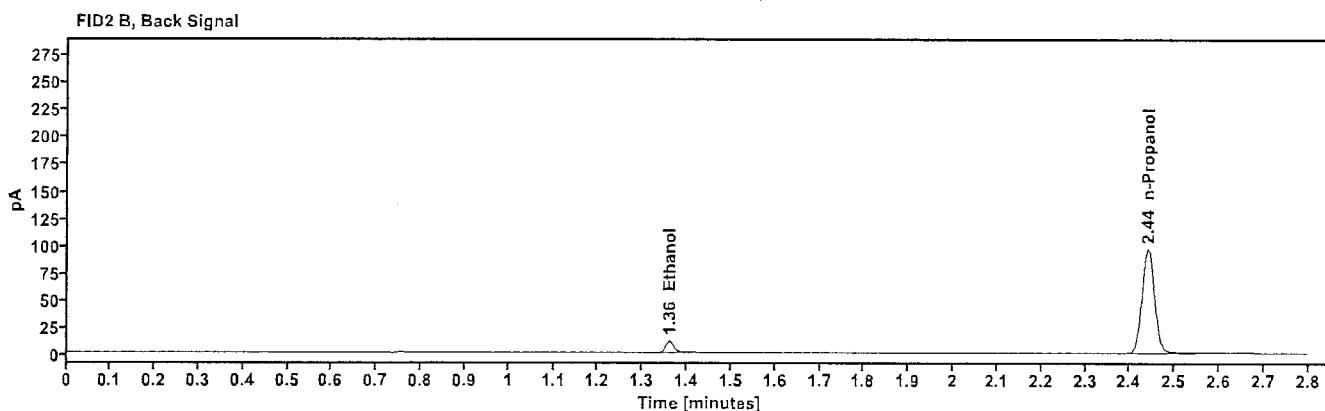
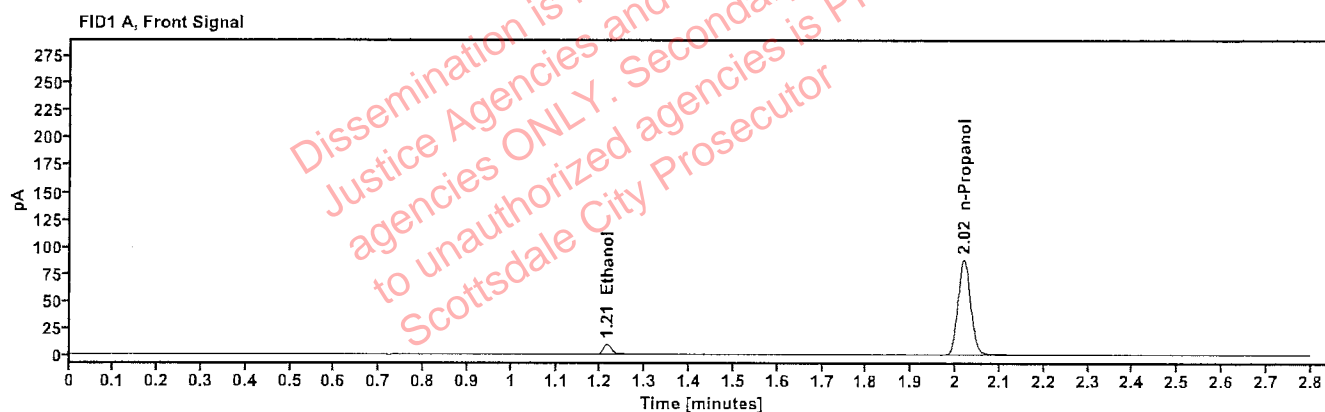


Table 1: FID 1 A (column DB-ALC1)

Compound	Time (min)	Peak Area
Ethanol	1.214	11.771
n-Propanol	2.019	174.200

Table 2: FID 2 B (column DB-ALC2)

Compound	Time (min)	Peak Area
Ethanol	1.360	12.864
n-Propanol	2.440	189.710

# Scottsdale Police Department Crime Lab Volatiles Analysis

<b>Sample:</b> FN03072301	<b>Vial:</b> 2
<b>Description:</b> 0.100 calibrator	<b>Sequence:</b> 30May24
<b>Method:</b> ethanol quant.M	<b>Injection date:</b> 5/30/2024 12:59:51 PM
<b>Instrument:</b> US14173023 CN14160045	<b>Analyst:</b> Abbott <i>JA</i>
<b>Data file:</b> C:\Chem32\1\Data\30May24\2.D	

Dissemination is restricted to Criminal Justice Agencies and authorized agencies ONLY. Secondary dissemination to unauthorized agencies is PROHIBITED. Scottsdale City Prosecutor

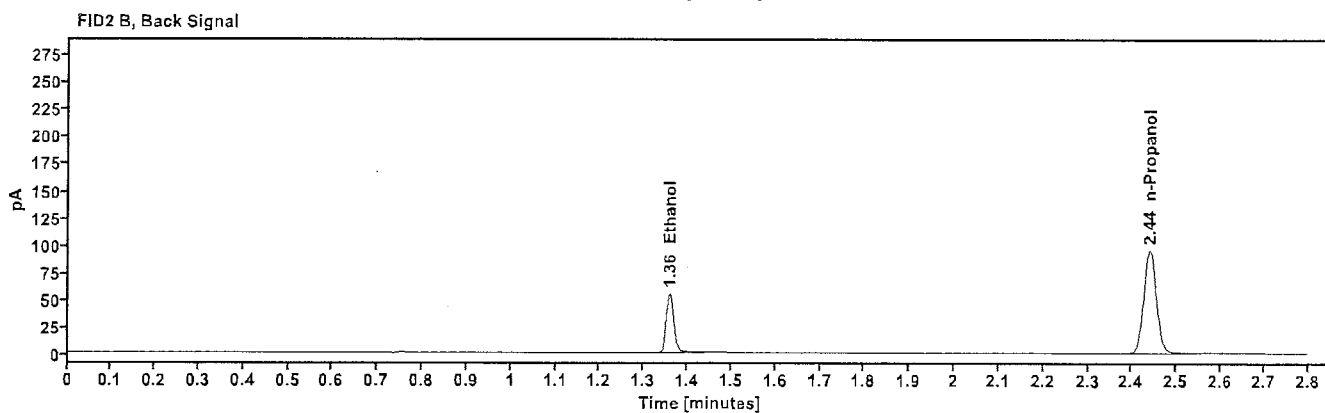
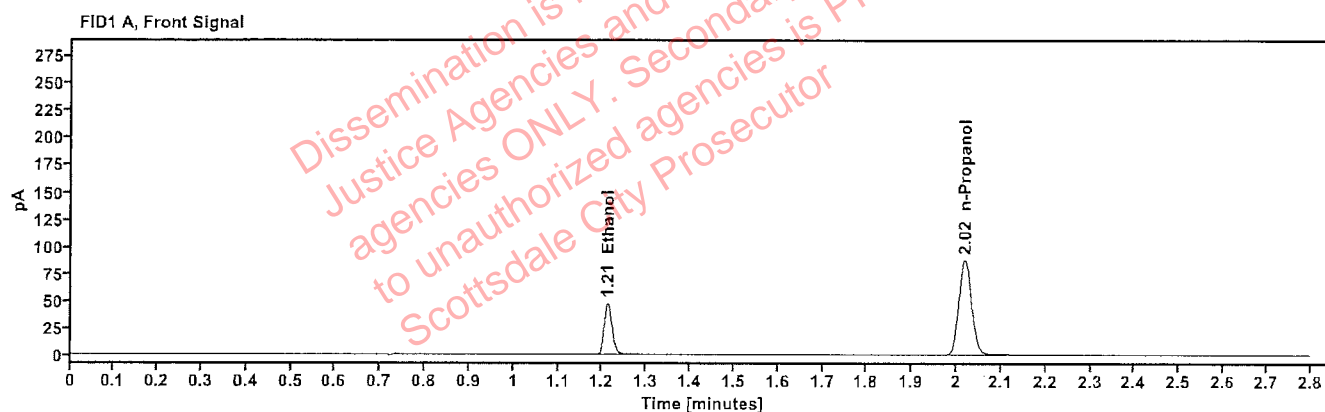


Table 1: FID 1 A (column DB-ALC1)

Compound	Time (min)	Peak Area
Ethanol	1.212	59.635
n-Propanol	2.019	173.262

Table 2: FID 2 B (column DB-ALC2)

Compound	Time (min)	Peak Area
Ethanol	1.359	65.617
n-Propanol	2.440	188.452

# Scottsdale Police Department Crime Lab Volatiles Analysis

<b>Sample:</b> FN03132302	<b>Vial:</b> 3
<b>Description:</b> 0.200 calibrator	<b>Sequence:</b> 30May24
<b>Method:</b> ethanol quant.M	<b>Injection date:</b> 5/30/2024 1:03:52 PM
<b>Instrument:</b> US14173023 CN14160045	<b>Analyst:</b> Abbott <i>JA</i>
<b>Data file:</b> C:\Chem32\1\Data\30May24\3.D	

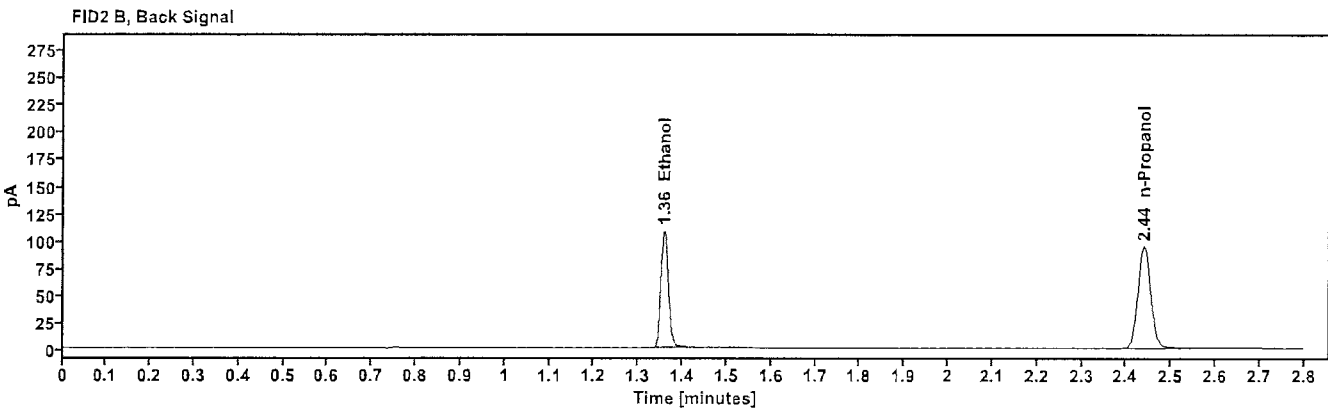
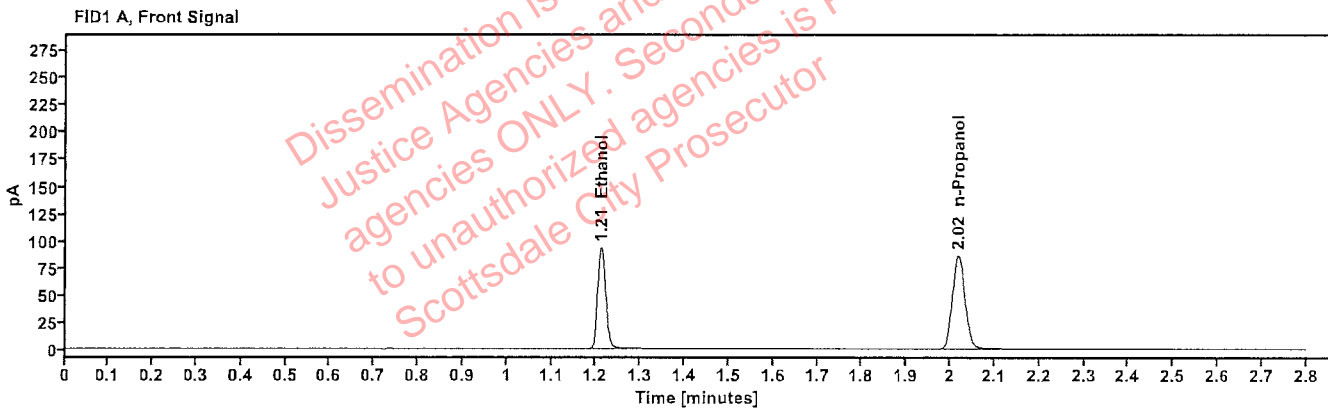


Table 1: FID 1 A (column DB-ALC1)

Compound	Time (min)	Peak Area
Ethanol	1.211	118.006
n-Propanol	2.018	171.196

Table 2: FID 2 B (column DB-ALC2)

Compound	Time (min)	Peak Area
Ethanol	1.358	129.528
n-Propanol	2.439	185.968

# Scottsdale Police Department Crime Lab Volatiles Analysis

<b>Sample:</b> FN03052102	<b>Vial:</b> 4
<b>Description:</b> 0.400 calibrator	<b>Sequence:</b> 30May24
<b>Method:</b> ethanol quant.M	<b>Injection date:</b> 5/30/2024 1:07:52 PM
<b>Instrument:</b> US14173023 CN14160045	<b>Analyst:</b> Abbott
<b>Data file:</b> C:\Chem32\1\Data\30May24\4.D	

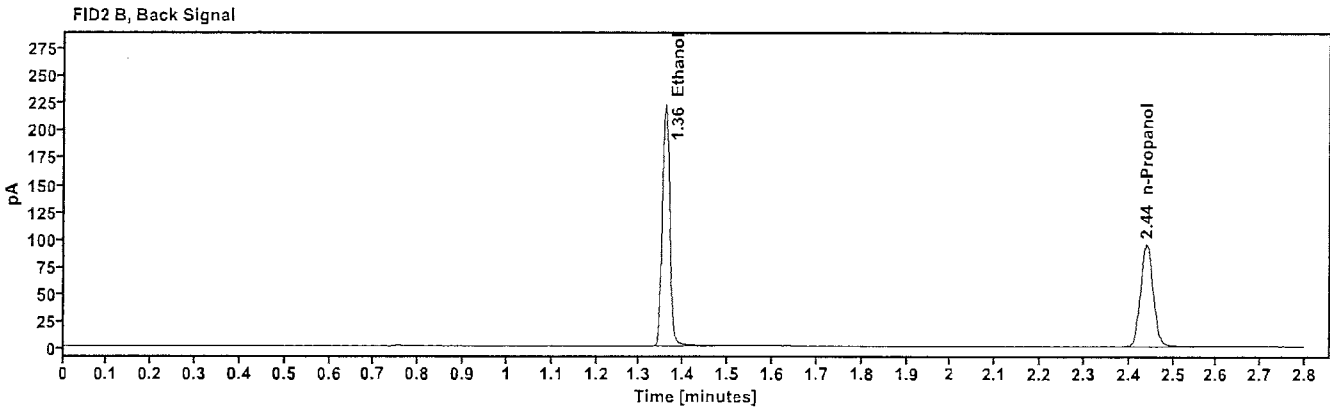
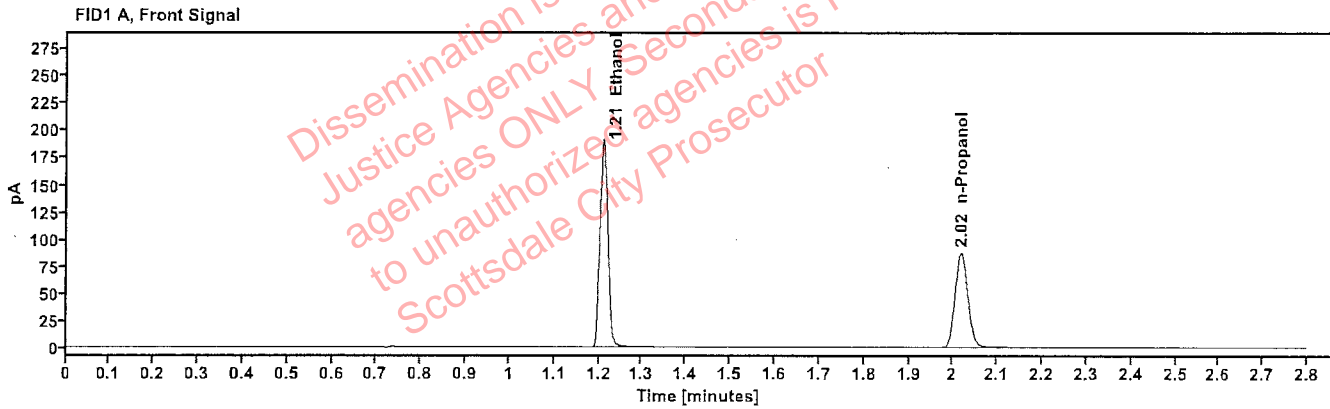


Table 1: FID 1 A (column DB-ALC1)

Compound	Time (min)	Peak Area
Ethanol	1.210	242.104
n-Propanol	2.018	173.204

Table 2: FID 2 B (column DB-ALC2)

Compound	Time (min)	Peak Area
Ethanol	1.358	266.913
n-Propanol	2.440	188.120

# Scottsdale Police Department Crime Lab Volatiles Analysis

<b>Sample:</b> 011823WB	<b>Vial:</b> 5
<b>Description:</b> Negative	<b>LIMS ID:</b>
<b>Method:</b> ethanol quant.M	<b>Sequence:</b> 30May24
<b>Instrument:</b> US14173023 CN14160045	<b>Injection date:</b> 5/30/2024 1:11:51 PM
<b>Data file:</b> C:\Chem32\1\Data\30May24\5.D	<b>Analyst:</b> Abbott <span style="float: right;">AK</span>

Dissemination is restricted to Criminal Justice Agencies and authorized agencies ONLY. Secondary dissemination to unauthorized agencies is PROHIBITED. Scottsdale City Prosecutor

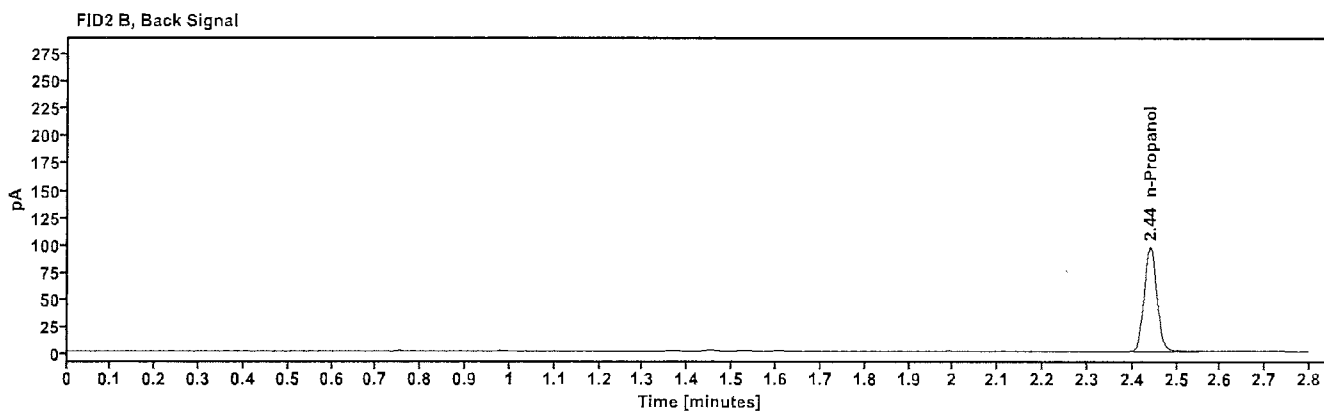
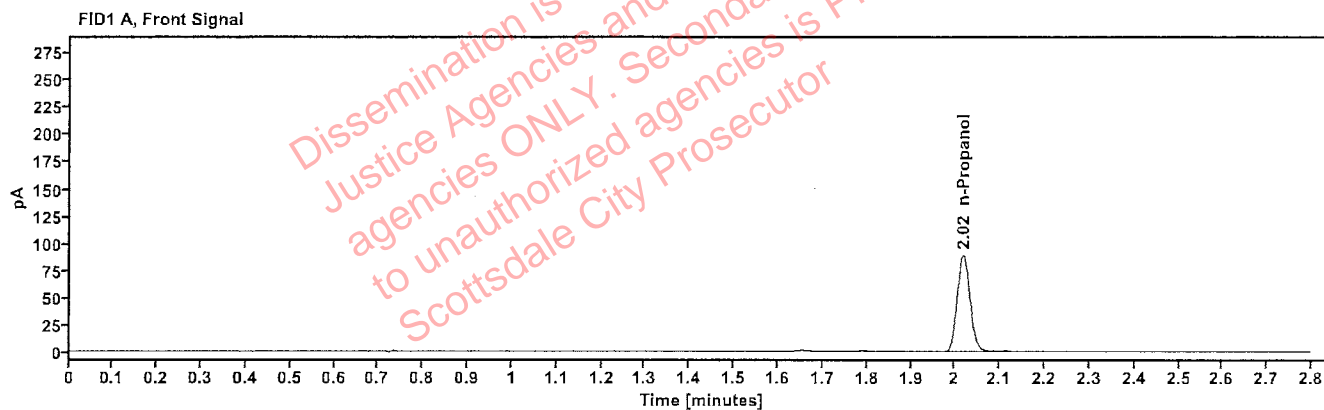


Table 1: FID 1 A (column DB-ALC1)

Compound	Amount (g/100mL)	Time (min)	Peak Area
n-Propanol	-----	2.018	176.909

Table 2: FID 2 B (column DB-ALC2)

Compound	Time (min)	Peak Area
n-Propanol	2.440	192.358

# Scottsdale Police Department Crime Lab Volatiles Analysis

<b>Sample:</b> 050721MIX	<b>Vial:</b> 6
<b>Description:</b> Volatiles mix	<b>LIMS ID:</b>
<b>Method:</b> ethanol quant.M	<b>Sequence:</b> 30May24
<b>Instrument:</b> US14173023 CN14160045	<b>Injection date:</b> 5/30/2024 1:15:51 PM
<b>Data file:</b> C:\Chem32\1\Data\30May24\6.D	<b>Analyst:</b> Abbott <span style="float: right;"><i>Abbott</i></span>

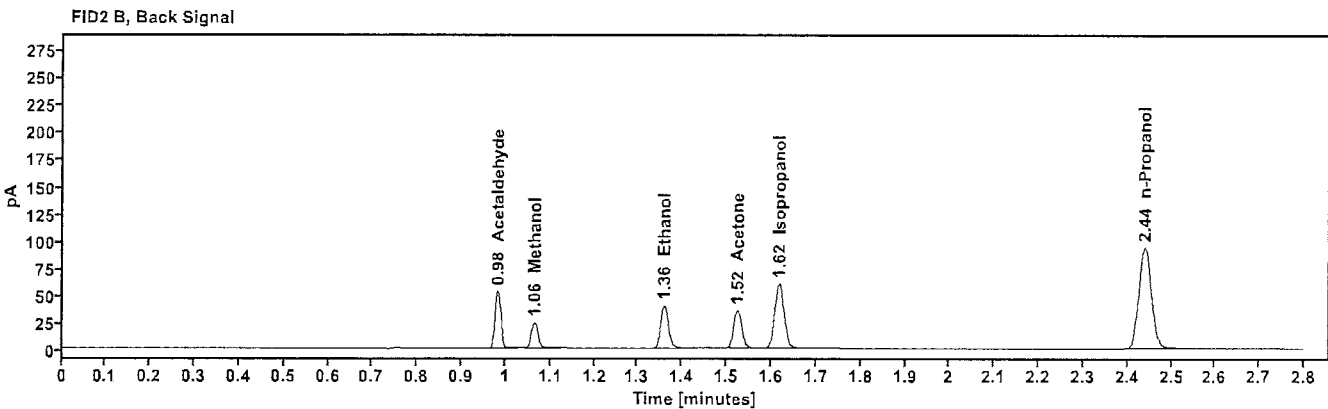
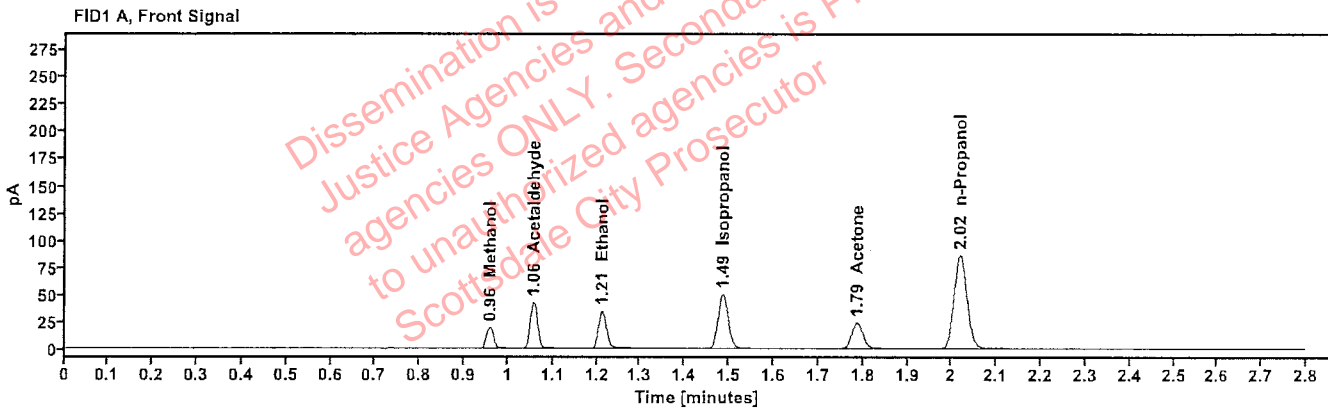


Table 1: FID 1 A (column DB-ALC1)

Compound	Amount (g/100mL)	Time (min)	Peak Area
Methanol	-----	0.958	22.325
Acetaldehyde	-----	1.056	46.748
>Ethanol	0.0742	1.212	43.588
Isopropanol	-----	1.485	79.865
Acetone	-----	1.787	41.330
n-Propanol	-----	2.018	171.419

Table 2: FID 2 B (column DB-ALC2)

Compound	Time (min)	Peak Area
Acetaldehyde	0.982	52.166
Methanol	1.063	24.760
Ethanol	1.359	47.689
Acetone	1.524	45.583
Isopropanol	1.618	88.257
n-Propanol	2.440	186.032



# Scottsdale Police Department Crime Lab Volatiles Analysis

<b>Sample:</b> 30012020-A	<b>Vial:</b> 7
<b>Description:</b> 0.400	<b>LIMS ID:</b>
<b>Method:</b> ethanol quant.M	<b>Sequence:</b> 30May24
<b>Instrument:</b> US14173023 CN14160045	<b>Injection date:</b> 5/30/2024 1:20:07 PM
<b>Data file:</b> C:\Chem32\1\Data\30May24\7.D	<b>Analyst:</b> Abbott <span style="float: right;">GR</span>

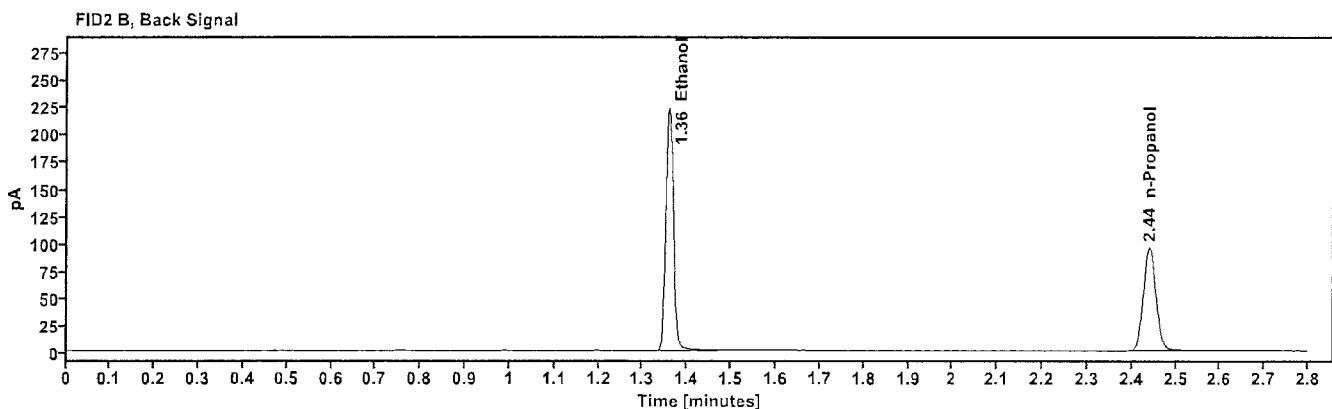
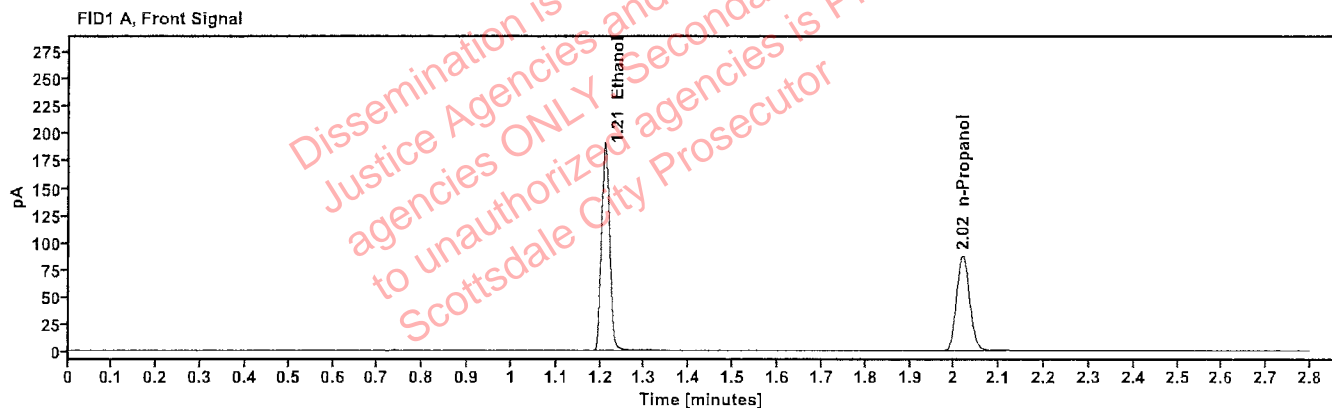


Table 1: FID 1 A (column DB-ALC1)

Compound	Amount (g/100mL)	Time (min)	Peak Area
>Ethanol	0.3997	1.210	242.702
n-Propanol	-----	2.019	174.113

Table 2: FID 2 B (column DB-ALC2)

Compound	Time (min)	Peak Area
Ethanol	1.358	267.458
n-Propanol	2.440	189.048

# Scottsdale Police Department Crime Lab Volatiles Analysis

Sample: 14082019-B	Vial: 8
Description: 0.040	LIMS ID:
Method: ethanol quant.M	Sequence: 30May24
Instrument: US14173023 CN14160045	Injection date: 5/30/2024 1:24:07 PM
Data file: C:\Chem32\1\Data\30May24\8.D	Analyst: Abbott

*JA*

Dissemination is restricted to Criminal Justice Agencies and authorized agencies ONLY. Secondary dissemination to unauthorized agencies is PROHIBITED. Scottsdale City Prosecutor

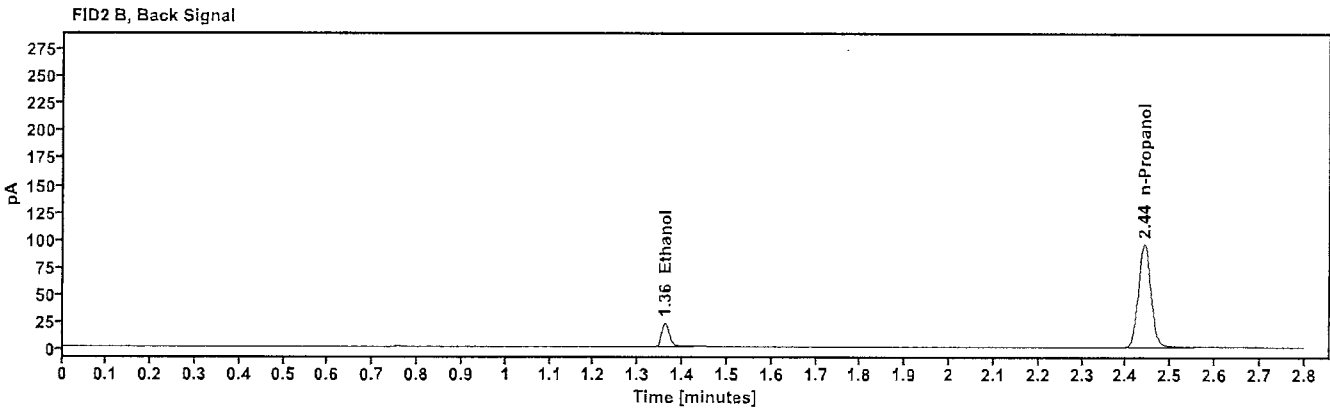
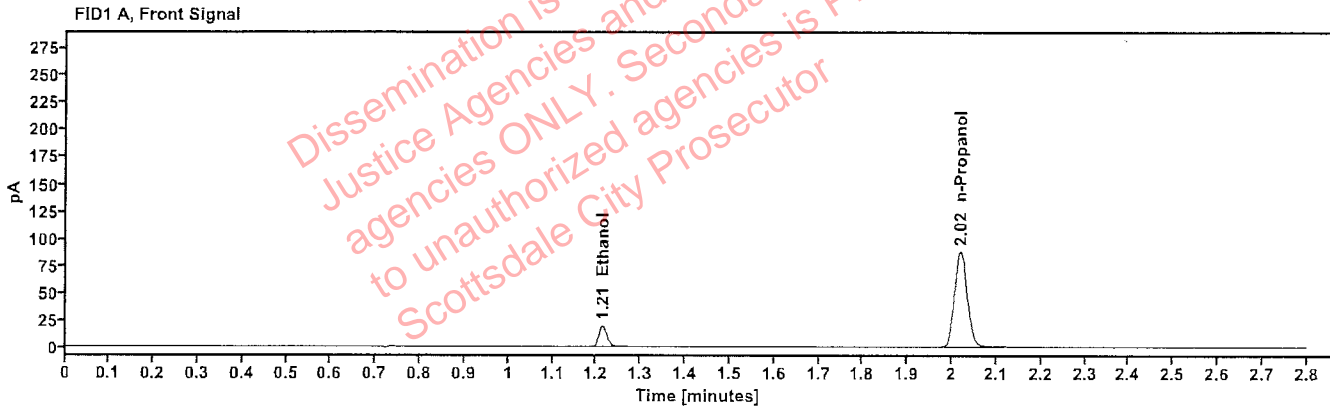


Table 1: FID 1 A (column DB-ALC1)

Compound	Amount (g/100mL)	Time (min)	Peak Area
>Ethanol	0.0413	1.213	24.312
n-Propanol	-----	2.019	174.839

Table 2: FID 2 B (column DB-ALC2)

Compound	Time (min)	Peak Area
Ethanol	1.360	26.602
n-Propanol	2.441	189.947

# Scottsdale Police Department Crime Lab Volatiles Analysis

<b>Sample:</b> 4110320133/11	<b>Vial:</b> 9
<b>Description:</b> 0.199	<b>LIMS ID:</b>
<b>Method:</b> ethanol quant.M	<b>Sequence:</b> 30May24
<b>Instrument:</b> US14173023 CN14160045	<b>Injection date:</b> 5/30/2024 1:28:06 PM
<b>Data file:</b> C:\Chem32\1\Data\30May24\9.D	<b>Analyst:</b> Abbott

*Abbott*

Dissemination is restricted to Criminal Justice Agencies and authorized agencies ONLY. Secondary dissemination to unauthorized agencies is PROHIBITED. Scottsdale City Prosecutor

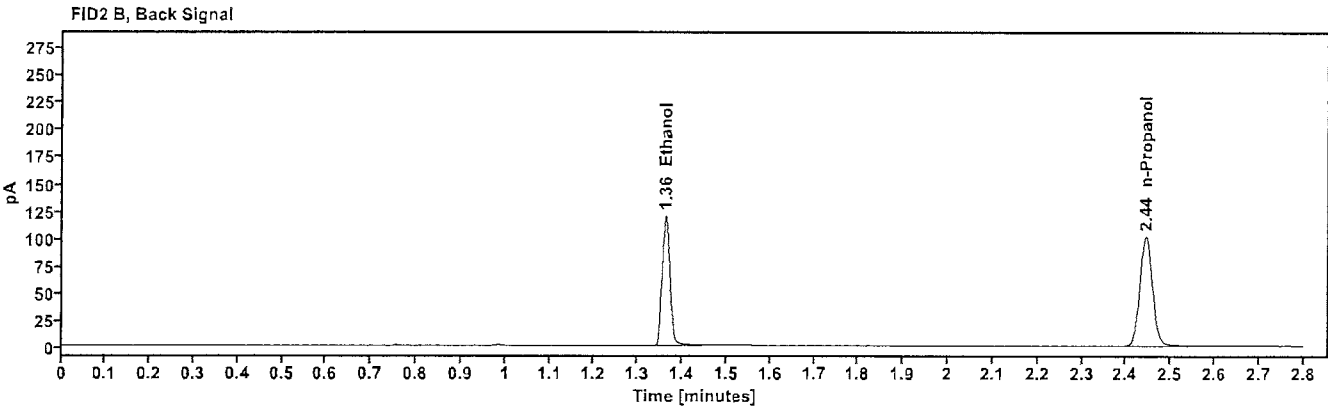
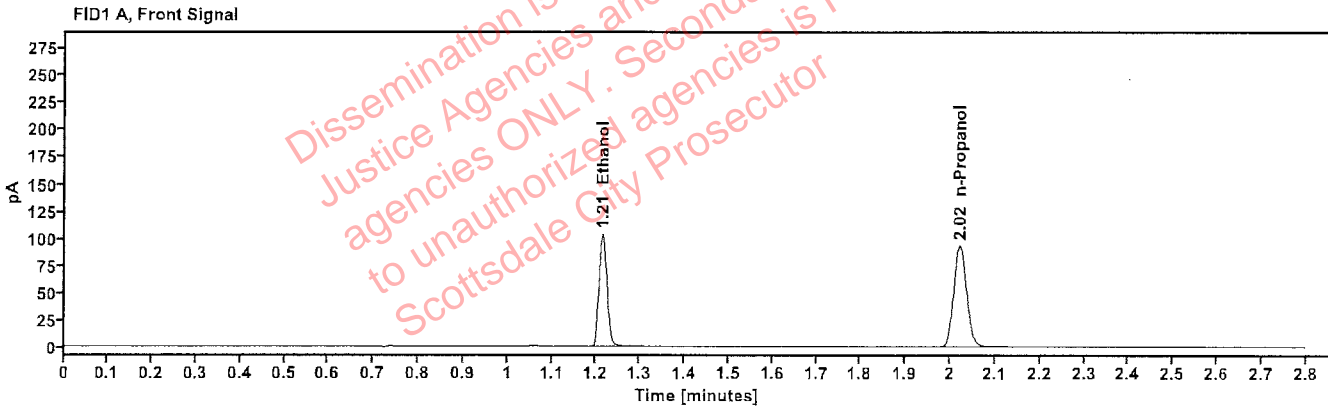


Table 1: FID 1 A (column DB-ALC1)

Compound	Amount (g/100mL)	Time (min)	Peak Area
>Ethanol	0.2046	1.213	131.397
n-Propanol	-----	2.021	184.856

Table 2: FID 2 B (column DB-ALC2)

Compound	Time (min)	Peak Area
Ethanol	1.362	144.250
n-Propanol	2.444	200.455

# Scottsdale Police Department Crime Lab Volatiles Analysis

<b>Sample:</b>	25052023-A	<b>Vial:</b>	20
<b>Description:</b>	0.100	<b>LIMS ID:</b>	
<b>Method:</b>	ethanol quant.M	<b>Sequence:</b>	30May24
<b>Instrument:</b>	US14173023 CN14160045	<b>Injection date:</b>	5/30/2024 2:12:37 PM
<b>Data file:</b>	C:\Chem32\1\Data\30May24\20.D	<b>Analyst:</b>	Abbott <span style="float: right;">JL</span>

Dissemination is restricted to Criminal Justice Agencies and authorized agencies ONLY. Secondary dissemination to unauthorized agencies is PROHIBITED. Scottsdale City Prosecutor

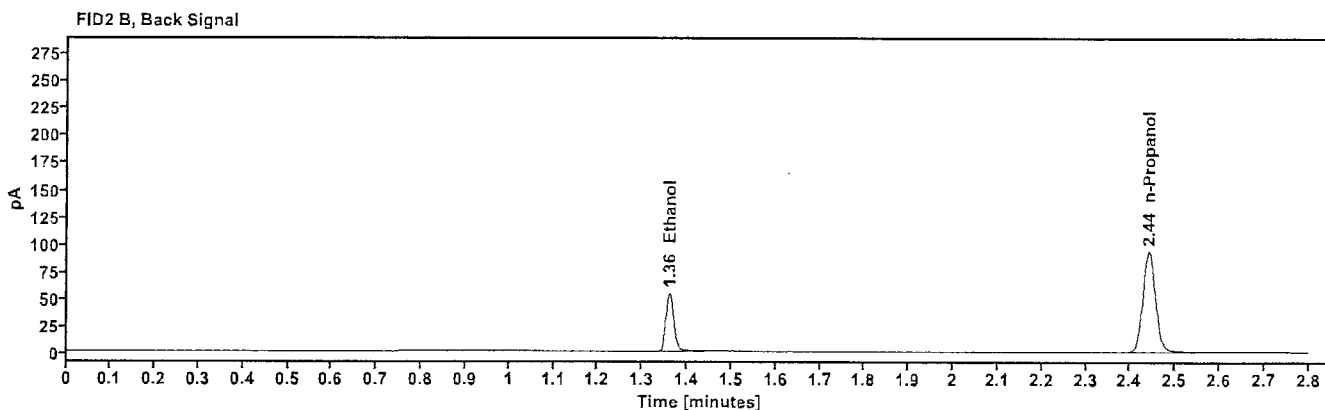
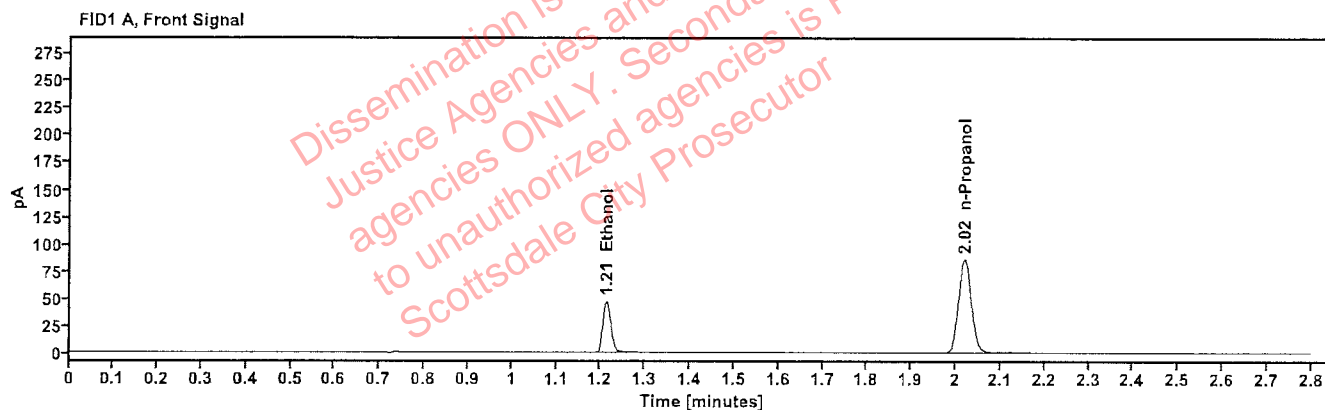


Table 1: FID 1 A (column DB-ALC1)

Compound	Amount (g/100mL)	Time (min)	Peak Area
>Ethanol	0.1012	1.213	59.526
n-Propanol	-----	2.019	170.660

Table 2: FID 2 B (column DB-ALC2)

Compound	Time (min)	Peak Area
Ethanol	1.360	65.227
n-Propanol	2.441	184.766

# Scottsdale Police Department Crime Lab Volatiles Analysis

Sample:	4110320133/11	Vial:	31
Description:	0.199	LIMS ID:	
Method:	ethanol quant.M	Sequence:	30May24
Instrument:	US14173023 CN14160045	Injection date:	5/30/2024 2:57:06 PM
Data file:	C:\Chem32\1\Data\30May24\31.D	Analyst:	Abbott

*Abbott*

Dissemination is restricted to Criminal Justice Agencies and authorized agencies ONLY. Secondary dissemination to unauthorized agencies is PROHIBITED. Scottsdale City Prosecutor

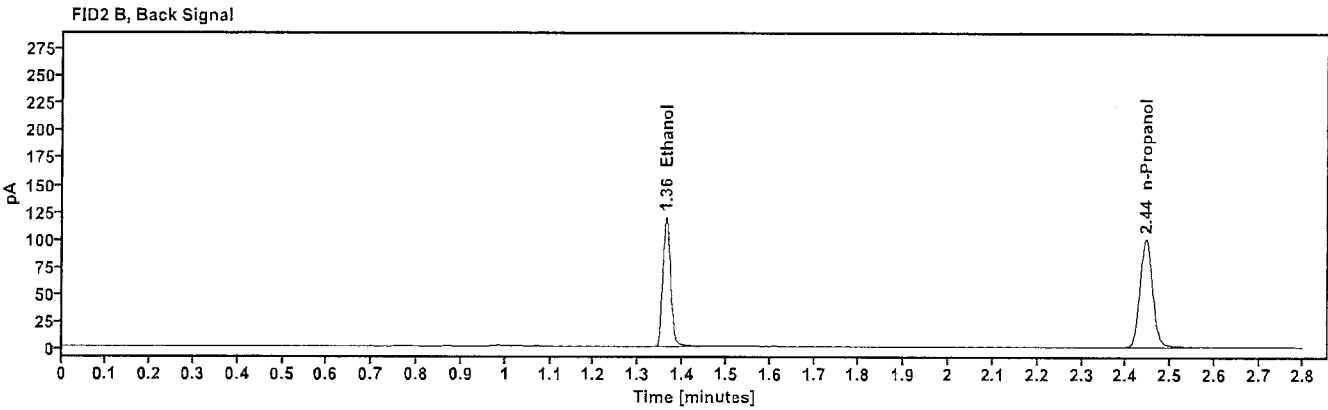
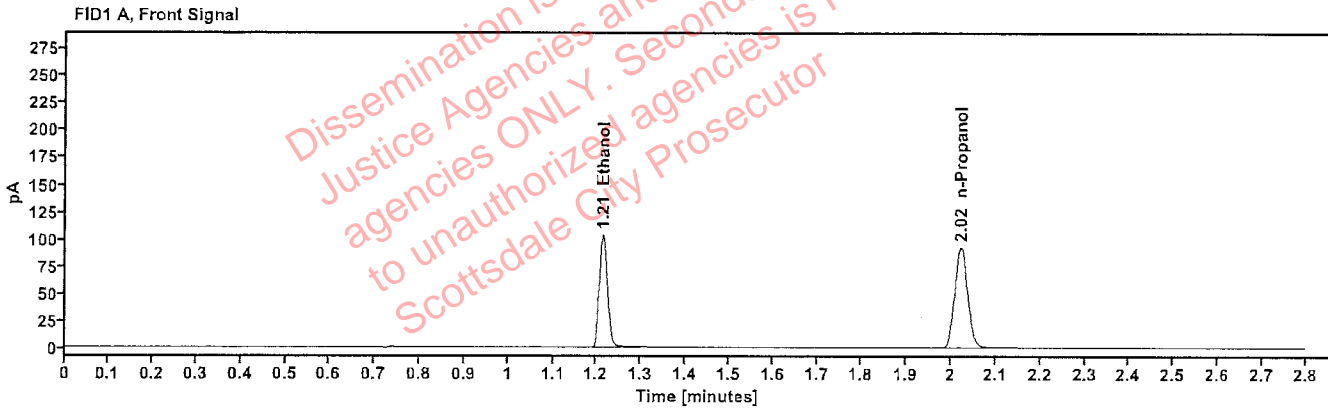


Table 1: FID 1 A (column DB-ALC1)

Compound	Amount (g/100mL)	Time (min)	Peak Area
>Ethanol	0.2063	1.214	131.780
n-Propanol	-----	2.021	183.861

Table 2: FID 2 B (column DB-ALC2)

Compound	Time (min)	Peak Area
Ethanol	1.363	144.456
n-Propanol	2.444	199.283

# Scottsdale Police Department Crime Lab Volatiles Analysis

<b>Sample:</b>	25052023-A	<b>Vial:</b>	42
<b>Description:</b>	0.100	<b>LIMS ID:</b>	
<b>Method:</b>	ethanol quant.M	<b>Sequence:</b>	30May24
<b>Instrument:</b>	US14173023 CN14160045	<b>Injection date:</b>	5/30/2024 3:41:22 PM
<b>Data file:</b>	C:\Chem32\1\Data\30May24\42.D	<b>Analyst:</b>	Abbott

*DA*

Dissemination is restricted to Criminal Justice Agencies and authorized agencies ONLY. Secondary dissemination to unauthorized agencies is PROHIBITED. Scottsdale City Prosecutor

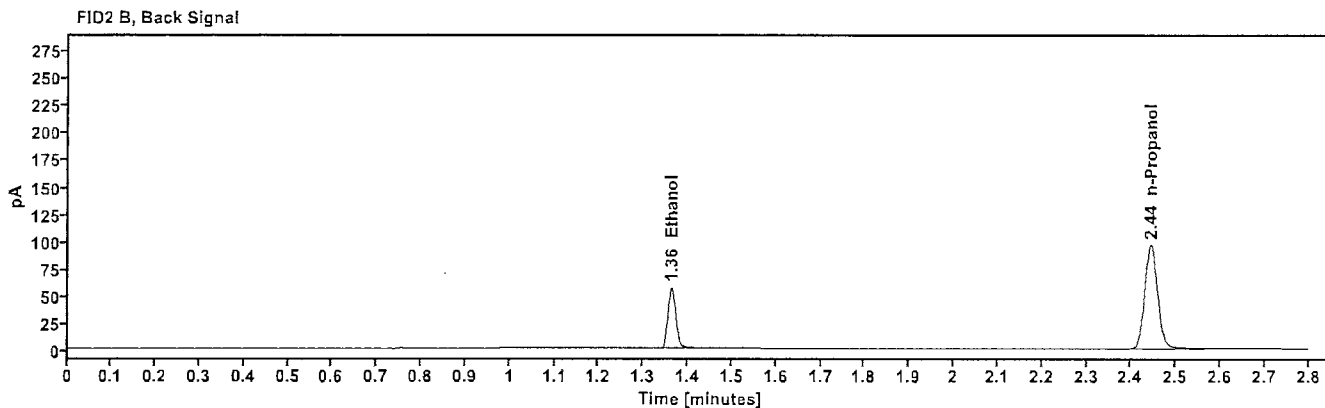
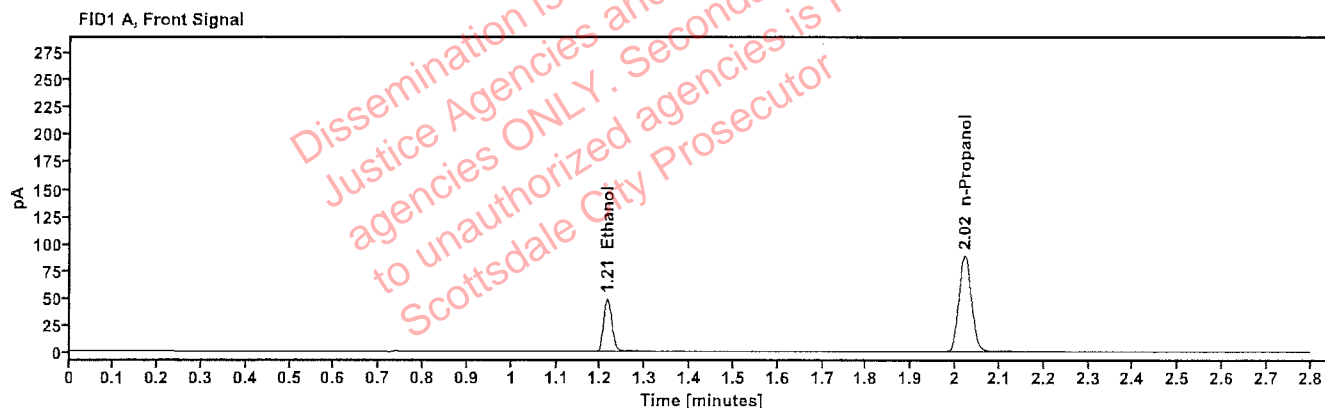


Table 1: FID 1 A (column DB-ALC1)

Compound	Amount (g/100mL)	Time (min)	Peak Area
>Ethanol	0.1020	1.214	62.329
n-Propanol	-----	2.021	177.342

Table 2: FID 2 B (column DB-ALC2)

Compound	Time (min)	Peak Area
Ethanol	1.363	68.218
n-Propanol	2.444	191.999

# Scottsdale Police Department Crime Lab Volatiles Analysis

Sample:	4110320133/11	Vial:	53
Description:	0.199	LIMS ID:	
Method:	ethanol quant.M	Sequence:	30May24
Instrument:	US14173023 CN14160045	Injection date:	5/30/2024 4:25:53 PM
Data file:	C:\Chem32\1\Data\30May24\53.D	Analyst:	Abbott <span style="float: right;">AB</span>

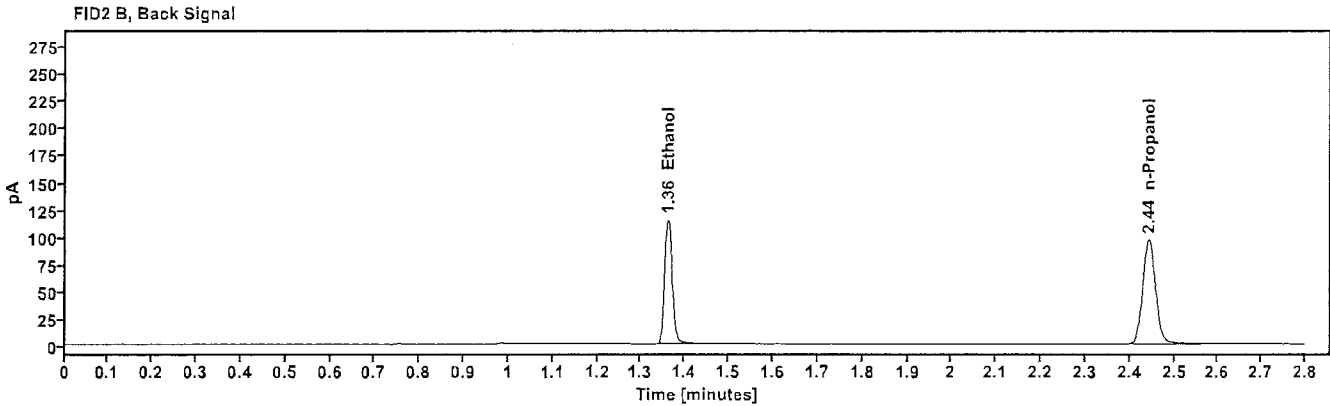
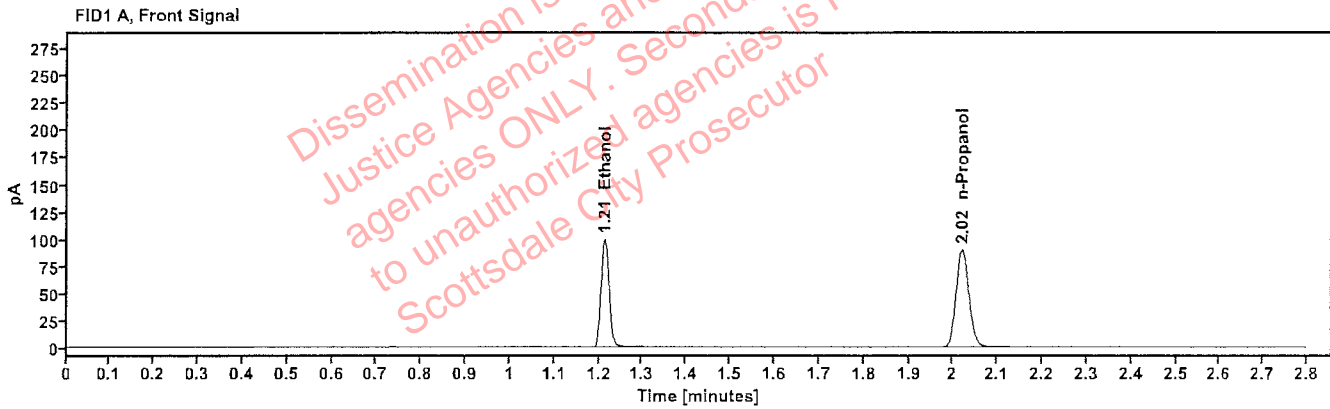


Table 1: FID 1 A (column DB-ALC1)

Compound	Amount (g/100mL)	Time (min)	Peak Area
>Ethanol	0.2041	1.213	126.580
n-Propanol	-----	2.021	178.514

Table 2: FID 2 B (column DB-ALC2)

Compound	Time (min)	Peak Area
Ethanol	1.362	138.737
n-Propanol	2.443	193.523

# Scottsdale Police Department Crime Lab Volatiles Analysis

<b>Sample:</b> 30012020-A	<b>Vial:</b> 62
<b>Description:</b> 0.400	<b>LIMS ID:</b>
<b>Method:</b> ethanol quant.M	<b>Sequence:</b> 30May24
<b>Instrument:</b> US14173023 CN14160045	<b>Injection date:</b> 5/30/2024 5:02:22 PM
<b>Data file:</b> C:\Chem32\1\Data\30May24\62.D	<b>Analyst:</b> Abbott

*Abbott*

Dissemination is restricted to Criminal Justice Agencies and authorized agencies ONLY. Secondary dissemination to unauthorized agencies is PROHIBITED. Scottsdale City Prosecutor

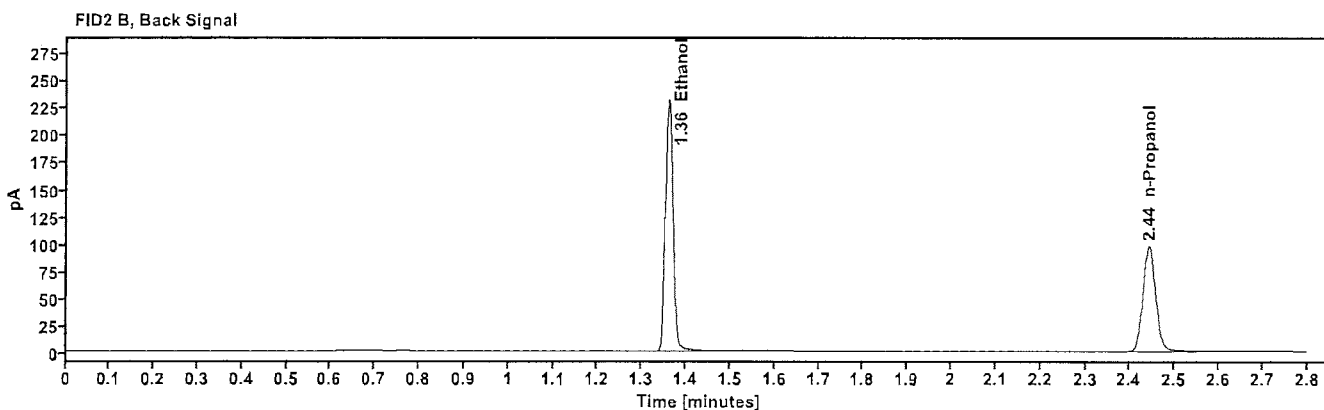
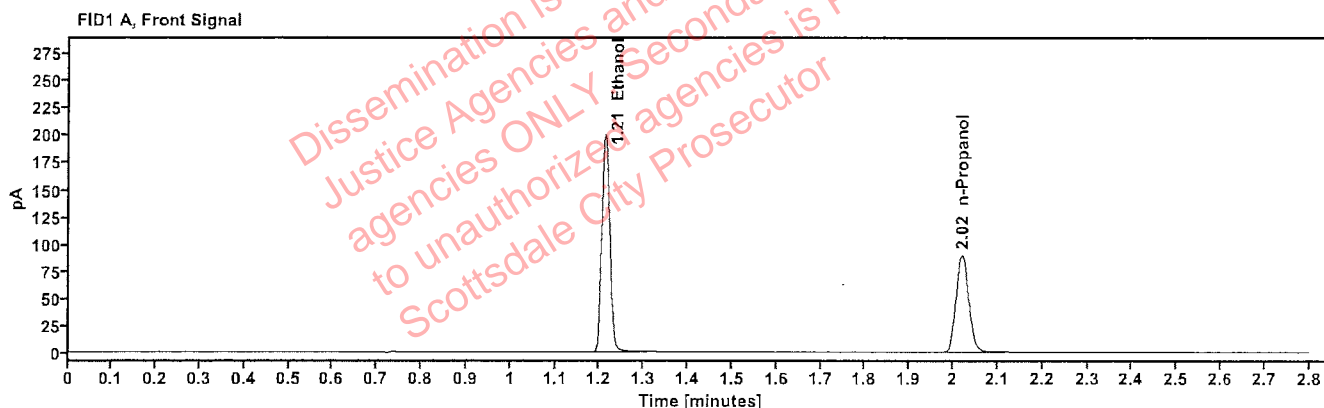


Table 1: FID 1 A (column DB-ALC1)

Compound	Amount (g/100mL)	Time (min)	Peak Area
>Ethanol	0.4086	1.212	254.428
n-Propanol	-----	2.020	178.502

Table 2: FID 2 B (column DB-ALC2)

Compound	Time (min)	Peak Area
Ethanol	1.361	280.063
n-Propanol	2.442	193.418



# Scottsdale Police Department Crime Lab Volatiles Analysis

Sample:	14082019-B	Vial:	63
Description:	0.040	LIMS ID:	
Method:	ethanol quant.M	Sequence:	30May24
Instrument:	US14173023 CN14160045	Injection date:	5/30/2024 5:06:22 PM
Data file:	C:\Chem32\1\Data\30May24\63.D	Analyst:	Abbott

*MA*

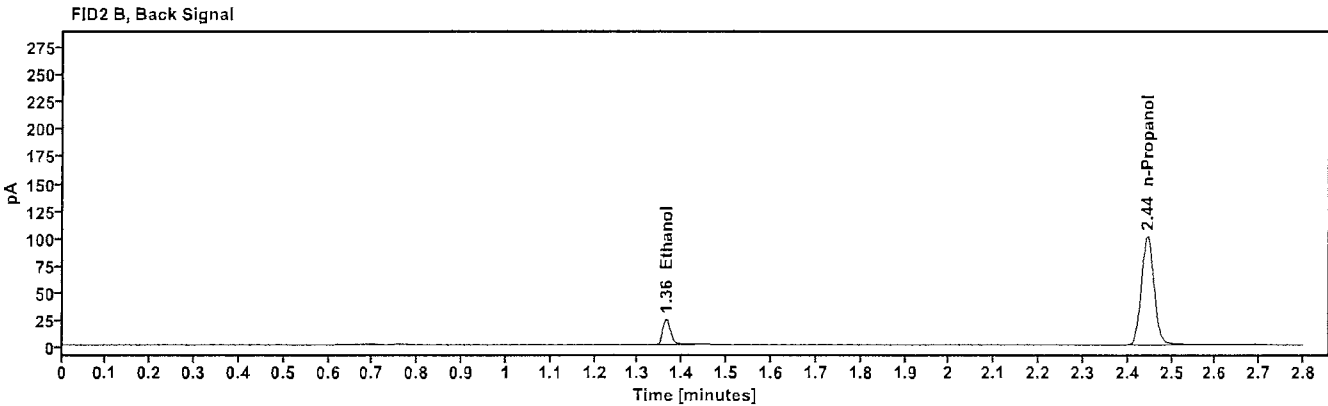
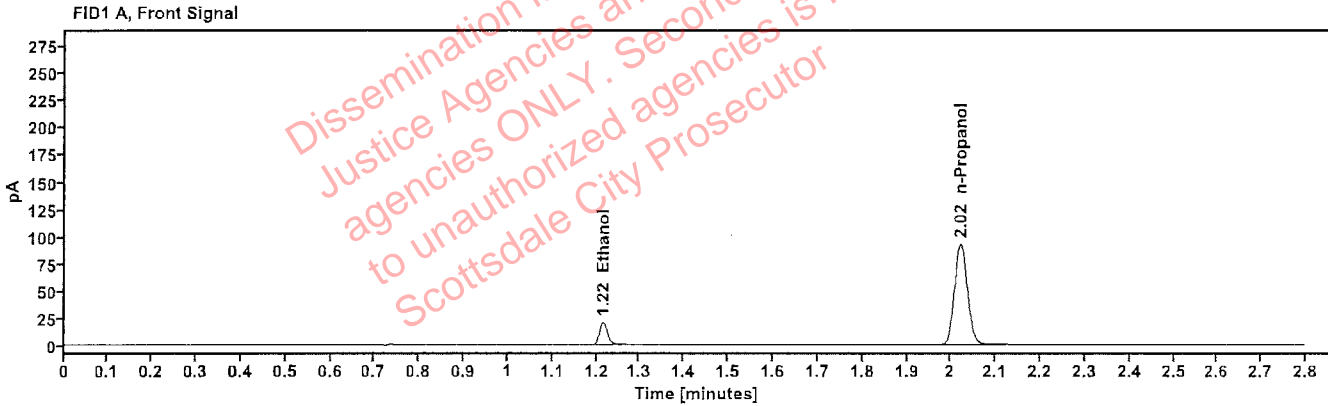


Table 1: FID 1 A (column DB-ALC1)

Compound	Amount (g/100mL)	Time (min)	Peak Area
>Ethanol	0.0426	1.215	26.605
n-Propanol	-----	2.021	185.513

Table 2: FID 2 B (column DB-ALC2)

Compound	Time (min)	Peak Area
Ethanol	1.364	29.007
n-Propanol	2.444	200.966

# Scottsdale Police Department Crime Lab Volatiles Analysis

Sample:	4110320133/11	Vial:	64
Description:	0.199	LIMS ID:	
Method:	ethanol quant.M	Sequence:	30May24
Instrument:	US14173023 CN14160045	Injection date:	5/30/2024 5:10:22 PM
Data file:	C:\Chem32\1\Data\30May24\64.D	Analyst:	Abbott <i>JA</i>

Dissemination is restricted to Criminal Justice Agencies and authorized agencies ONLY. Secondary dissemination to unauthorized agencies is PROHIBITED. Scottsdale City Prosecutor

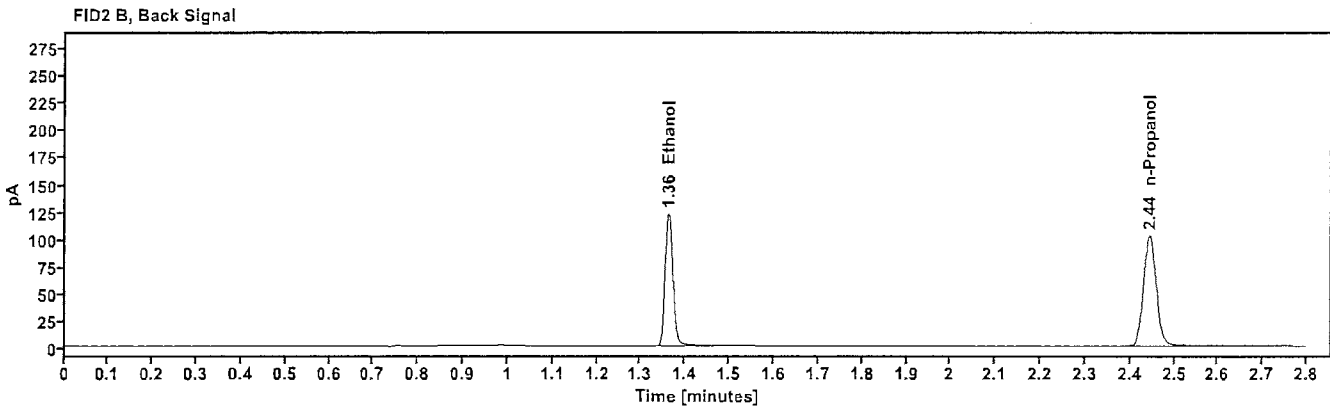
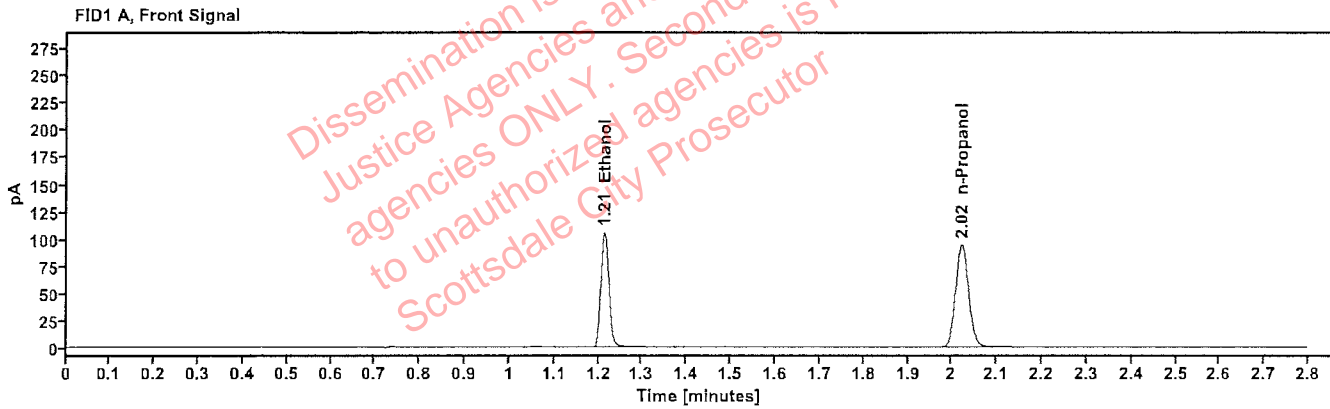


Table 1: FID 1 A (column DB-ALC1)

Compound	Amount (g/100mL)	Time (min)	Peak Area
>Ethanol	0.2063	1.214	135.054
n-Propanol	-----	2.021	188.405

Table 2: FID 2 B (column DB-ALC2)

Compound	Time (min)	Peak Area
Ethanol	1.363	148.609
n-Propanol	2.444	204.240

# Scottsdale Police Department Crime Lab Volatiles Analysis

<b>Sample:</b> 032824AQ	<b>Vial:</b> 65
<b>Description:</b> Negative	<b>LIMS ID:</b>
<b>Method:</b> ethanol quant.M	<b>Sequence:</b> 30May24
<b>Instrument:</b> US14173023 CN14160045	<b>Injection date:</b> 5/30/2024 5:14:23 PM
<b>Data file:</b> C:\Chem32\1\Data\30May24\65.D	<b>Analyst:</b> Abbott <span style="float: right;">Jh</span>

Dissemination is restricted to Criminal Justice Agencies and authorized agencies ONLY. Secondary dissemination to unauthorized agencies is PROHIBITED. Scottsdale City Prosecutor

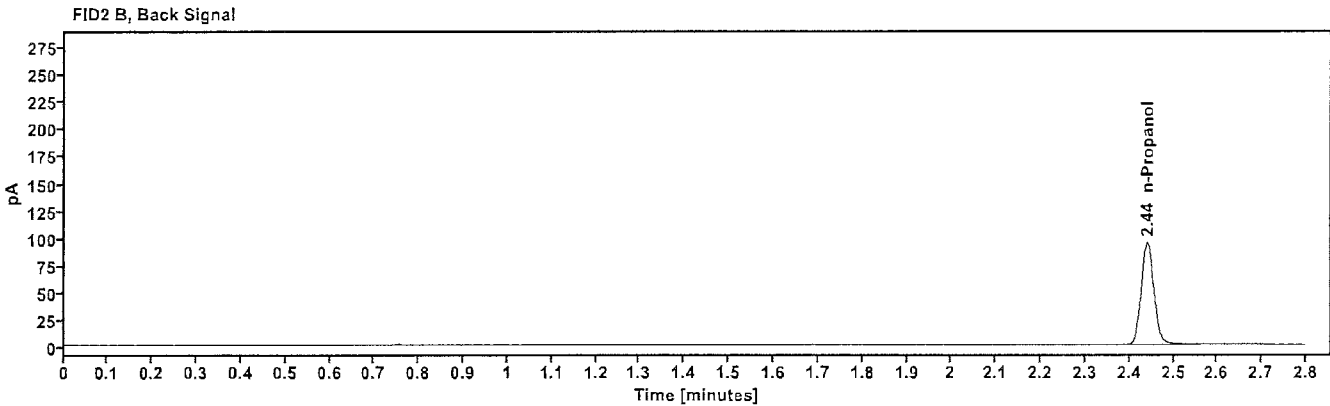
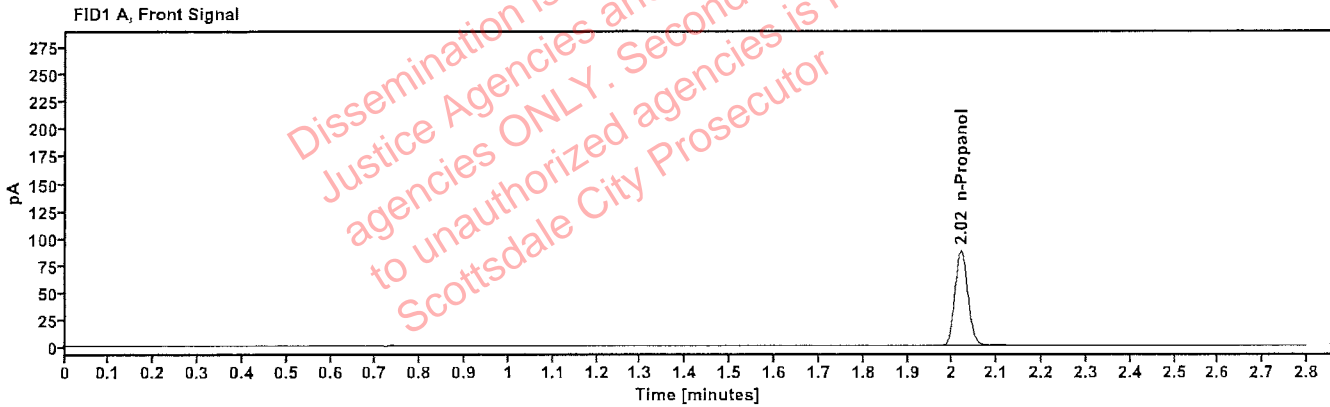


Table 1: FID 1 A (column DB-ALC1)

Compound	Amount (g/100mL)	Time (min)	Peak Area
n-Propanol	-----	2.019	174.117

Table 2: FID 2 B (column DB-ALC2)

Compound	Time (min)	Peak Area
n-Propanol	2.441	188.654

# Sequence Summary

Sequence name: 30May24      Instrument: US14173023 CN14160045      Analyst: Abbott *JA*

Vial	Sample	Description	Type	LIMS ID	Method
1	FN03122113	0.020 calibrator	Calibration		ethanol quant.M
2	FN03072301	0.100 calibrator	Calibration		ethanol quant.M
3	FN03132302	0.200 calibrator	Calibration		ethanol quant.M
4	FN03052102	0.400 calibrator	Calibration		ethanol quant.M
5	011823WB	Negative	Control		ethanol quant.M
6	050721MIX	Volatiles mix	Control		ethanol quant.M
7	30012020-A	0.400	Control		ethanol quant.M
8	14082019-B	0.040	Control		ethanol quant.M
9	4110320133/11	0.199	Control		ethanol quant.M
10	2410190-1		Sample		ethanol quant.M
11	2410190-1		Sample		ethanol quant.M
12	2410115-1		Sample		ethanol quant.M
13	2410115-1		Sample		ethanol quant.M
14	2410248-2		Sample		ethanol quant.M
15	2410248-2		Sample		ethanol quant.M
16	2410253-2		Sample		ethanol quant.M
17	2410253-2		Sample		ethanol quant.M
18	409-01B.N.		Sample		ethanol quant.M
19	409-01B.N.		Sample		ethanol quant.M
20	25052023-A	0.100	Control		ethanol quant.M
21	342-01J.V.		Sample		ethanol quant.M
22	342-01J.V.		Sample		ethanol quant.M
23	404-01A.G.		Sample		ethanol quant.M
24	404-01A.G.		Sample		ethanol quant.M
25	347-01M.K.		Sample		ethanol quant.M
26	347-01M.K.		Sample		ethanol quant.M
27	404-01M.F.		Sample		ethanol quant.M
28	404-01M.F.		Sample		ethanol quant.M
29	436-01J.M.		Sample		ethanol quant.M
30	436-01J.M.		Sample		ethanol quant.M
31	4110320133/11	0.199	Control		ethanol quant.M
32	427-01M.A.		Sample		ethanol quant.M
33	427-01M.A.		Sample		ethanol quant.M
34	437-01S.L.		Sample		ethanol quant.M
35	437-01S.L.		Sample		ethanol quant.M
36	2324385-2		Sample		ethanol quant.M
37	2324385-2		Sample		ethanol quant.M
38	2407185-1		Sample		ethanol quant.M
39	2407185-1		Sample		ethanol quant.M
40	2410582-1		Sample		ethanol quant.M
41	2410582-1		Sample		ethanol quant.M
42	25052023-A	0.100	Control		ethanol quant.M
43	2409726-2		Sample		ethanol quant.M
44	2409726-2		Sample		ethanol quant.M
45	2410746-1		Sample		ethanol quant.M
46	2410746-1		Sample		ethanol quant.M
47	2410787-2		Sample		ethanol quant.M

Dissemination is restricted to Criminal Justice Agencies and authorized agencies ONLY. Secondary dissemination to unauthorized agencies is PROHIBITED. Scottsdale City Prosecutor

# Sequence Summary

48	2410787-2		Sample		ethanol quant.M
49	2410647-2		Sample		ethanol quant.M
50	2410647-2		Sample		ethanol quant.M
51	2400338-2		Sample		ethanol quant.M
52	2400338-2		Sample		ethanol quant.M
53	4110320133/11	0.199	Control		ethanol quant.M
54	VIAL000220		Sample		ethanol quant.M
55	VIAL000220		Sample		ethanol quant.M
56	VIAL000175		Sample		ethanol quant.M
57	VIAL000175		Sample		ethanol quant.M
58	VIAL000118		Sample		ethanol quant.M
59	VIAL000118		Sample		ethanol quant.M
60	VIAL000253		Sample		ethanol quant.M
61	VIAL000253		Sample		ethanol quant.M
62	30012020-A	0.400	Control		ethanol quant.M
63	14082019-B	0.040	Control		ethanol quant.M
64	4110320133/11	0.199	Control		ethanol quant.M
65	032824AQ	Negative	Control		ethanol quant.M

Dissemination is restricted to Criminal Justice Agencies and authorized agencies ONLY. Secondary dissemination to unauthorized agencies is PROHIBITED.  
 Scottsdale City Prosecutor

# Scottsdale Police Department Crime Laboratory Summary of Cases

SEQUENCE NAME: 30May24

ANALYST: Abbott *Abbott*

Vials	Test 1 (g/dL)	Test 2 (g/dL)	Mean (g/dL)	Percent Difference*	Absolute Difference (g/dL)*
10 11	0.2041	0.2039	0.20400	0.05	0.00010
12 13	0.1709	0.1702	0.17055	0.21	0.00035
14 15	0.2017	0.2019	0.20180	0.05	0.00010
16 17	0.0933	0.0937	0.09350	0.21	0.00020
18 19	0.0845	0.0845	0.08450	0.00	0.00000
21 22	0.1572	0.1573	0.15725	0.03	0.00005
23 24	0.1810	0.1813	0.18115	0.08	0.00015
25 26	0.0591	0.0591	0.05910	0.00	0.00000
27 28	0.0241	0.0243	0.02420	0.41	0.00010
29 30	0.1251	0.1267	0.12590	0.64	0.00080
32 33	0.2062	0.2046	0.20540	0.39	0.00080
34 35	0.1798	0.1816	0.18070	0.50	0.00090
36 37	0.1134	0.1144	0.11390	0.44	0.00050
38 39	0.2092	0.2132	0.21120	0.95	0.00200
40 41	0.0653	0.0658	0.06555	0.38	0.00025
43 44	0.1350	0.1368	0.13590	0.66	0.00090
45 46	0.0814	0.0812	0.08130	0.12	0.00010
47 48	0.3031	0.3049	0.30400	0.30	0.00090
49 50	0.2085	0.2068	0.20765	0.41	0.00085
51 52	0.1015	0.1016	0.10155	0.05	0.00005
54 55	0.1546	0.1551	0.15485	0.16	0.00025
56 57	0.0851	0.0847	0.08490	0.24	0.00020
58 59	0.0000	0.0000	0.00000	0.00	0.00000
60 61	0.2006	0.2016	0.20110	0.25	0.00050

\*Calculated differences are differences from the mean of the two results.

# Scottsdale Forensic Lab

## Blood Alcohol Pipetting Log

ANALYST: Abbott 

SEQUENCE: 30May24

Instrument Position	Headspace Vial 1	Headspace Vial 2	Blood Tube	Barcode Match
Vials 10 and 11	2410190-1	2410190-1	2410190-1	Yes
Vials 12 and 13	2410115-1	2410115-1	2410115-1	Yes
Vials 14 and 15	2410248-2	2410248-2	2410248-2	Yes
Vials 16 and 17	2410253-2	2410253-2	2410253-2	Yes
Vials 18 and 19	409-01B.N.	409-01B.N.	409-01B.N.	Yes
Vials 21 and 22	342-01J.V.	342-01J.V.	342-01J.V.	Yes
Vials 23 and 24	404-01A.G.	404-01A.G.	404-01A.G.	Yes
Vials 25 and 26	347-01M.K.	347-01M.K.	347-01M.K.	Yes
Vials 27 and 28	404-01M.F.	404-01M.F.	404-01M.F.	Yes
Vials 29 and 30	436-01J.M.	436-01J.M.	436-01J.M.	Yes
Vials 32 and 33	427-01M.A.	427-01M.A.	427-01M.A.	Yes
Vials 34 and 35	437-01S.L.	437-01S.L.	437-01S.L.	Yes
Vials 36 and 37	2324385-2	2324385-2	2324385-2	Yes
Vials 38 and 39	2407185-1	2407185-1	2407185-1	Yes
Vials 40 and 41	2410582-1	2410582-1	2410582-1	Yes
Vials 43 and 44	2409726-2	2409726-2	2409726-2	Yes
Vials 45 and 46	2410746-1	2410746-1	2410746-1	Yes
Vials 47 and 48	2410787-2	2410787-2	2410787-2	Yes
Vials 49 and 50	2410647-2	2410647-2	2410647-2	Yes
Vials 51 and 52	2400338-2	2400338-2	2400338-2	Yes
Vials 54 and 55	VIAL000220	VIAL000220	VIAL000220	Yes
Vials 56 and 57	VIAL000175	VIAL000175	VIAL000175	Yes
Vials 58 and 59	VIAL000118	VIAL000118	VIAL000118	Yes
Vials 60 and 61	VIAL000253	VIAL000253	VIAL000253	Yes

### Scottsdale Police Department Crime Lab Volatiles Analysis

Sample:	2410190-1	Vial:	10
Description:	[REDACTED]	LIMS ID:	[REDACTED]
Method:	ethanol quant.M	Sequence:	30May24
Instrument:	US14173023 CN14160045	Injection date:	5/30/2024 1:32:07 PM
Data file:	C:\Chem32\1\Data\30May24\10.D	Analyst:	Abbott

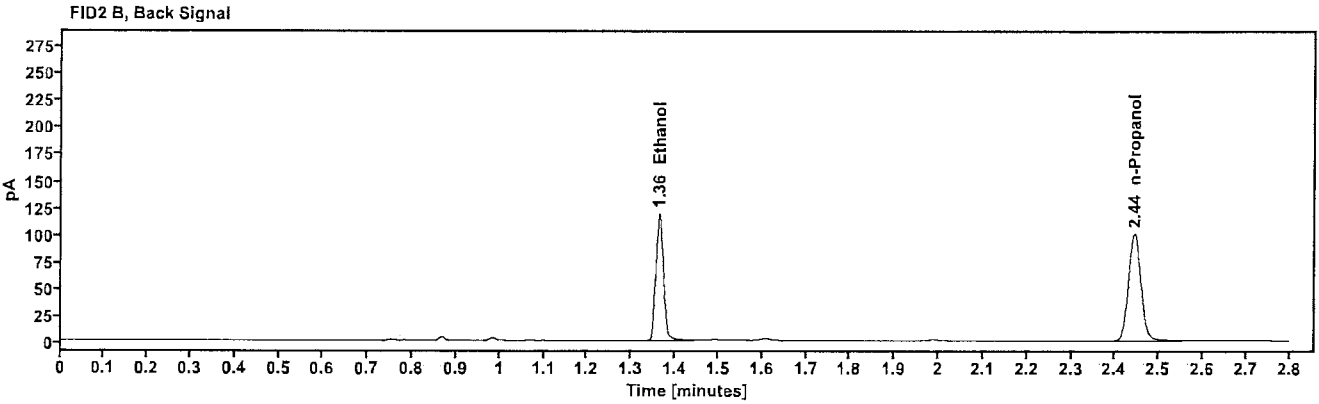
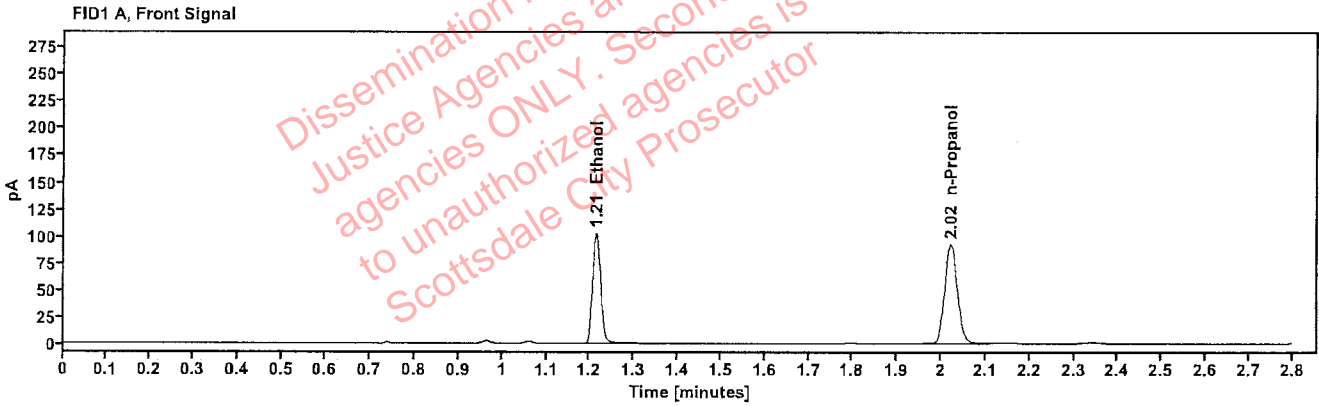


Table 1: FID 1 A (column DB-ALC1)

Compound	Amount (g/100mL)	Time (min)	Peak Area
>Ethanol	0.2041	1.214	130.948
n-Propanol	---	2.021	184.701

Table 2: FID 2 B (column DB-ALC2)

Compound	Time (min)	Peak Area
Ethanol	1.363	143.993
n-Propanol	2.444	199.113



### Scottsdale Police Department Crime Lab Volatiles Analysis

Sample:	2410190-1	Vial:	11
Description:	[REDACTED]	LIMS ID:	[REDACTED]
Method:	ethanol quant.M	Sequence:	30May24
Instrument:	US14173023 CN14160045	Injection date:	5/30/2024 1:36:07 PM
Data file:	C:\Chem32\1\Data\30May24\11.D	Analyst:	Abbott

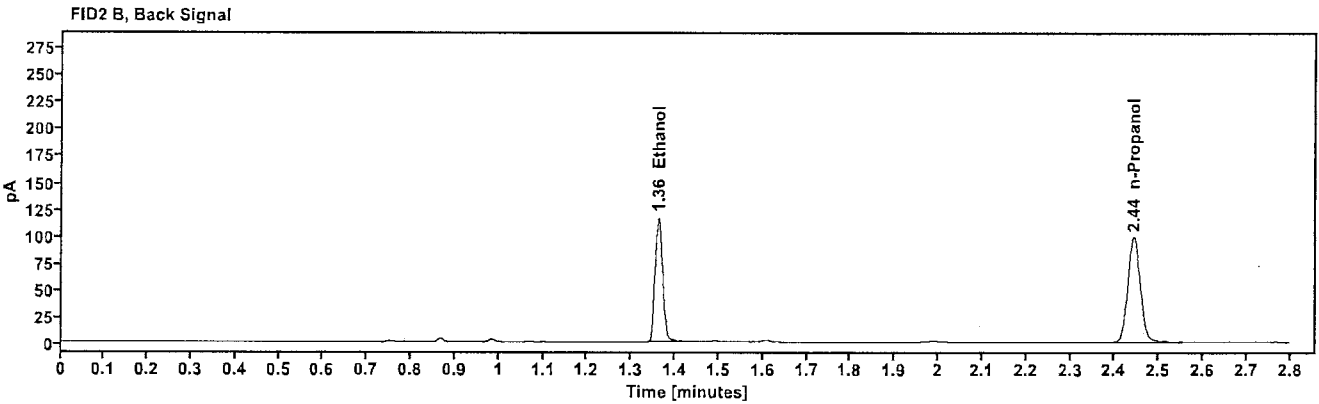
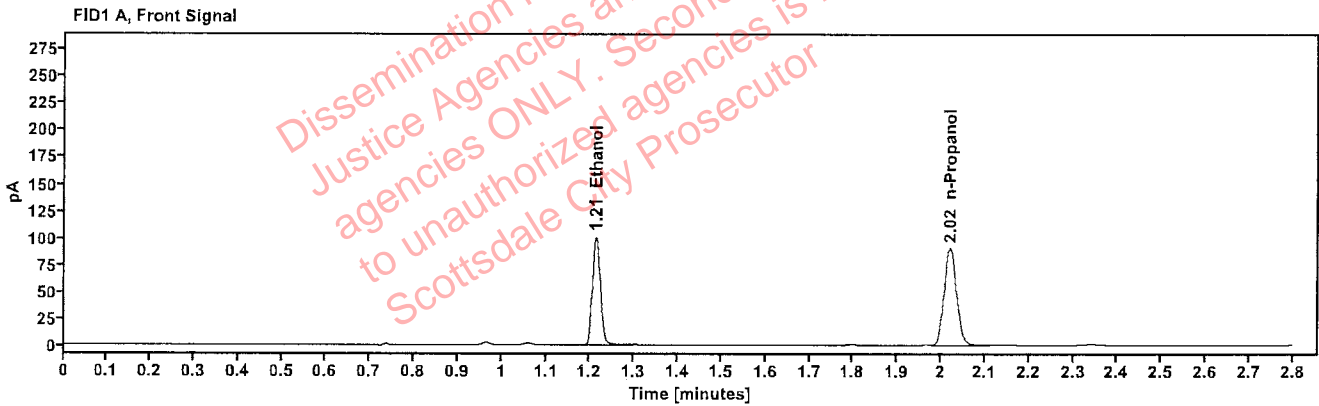


Table 1: FID 1 A (column DB-ALC1)

Compound	Amount (g/100mL)	Time (min)	Peak Area
>Ethanol	0.2039	1.213	128.014
n-Propanol	---	2.020	180.685

Table 2: FID 2 B (column DB-ALC2)

Compound	Time (min)	Peak Area
Ethanol	1.361	140.749
n-Propanol	2.443	195.141

[REDACTED]: Abbott, Lori - (31-May-2024)

Case: [REDACTED] User: LAbbott 5/31/2024

### Scottsdale Police Department Crime Lab Volatiles Analysis

Sample:	2410115-1	Vial:	12
Description:	[REDACTED]	LIMS ID:	[REDACTED]
Method:	ethanol quant.M	Sequence:	30May24
Instrument:	US14173023 CN14160045	Injection date:	5/30/2024 1:40:08 PM
Data file:	C:\Chem32\1\Data\30May24\12.D	Analyst:	Abbott

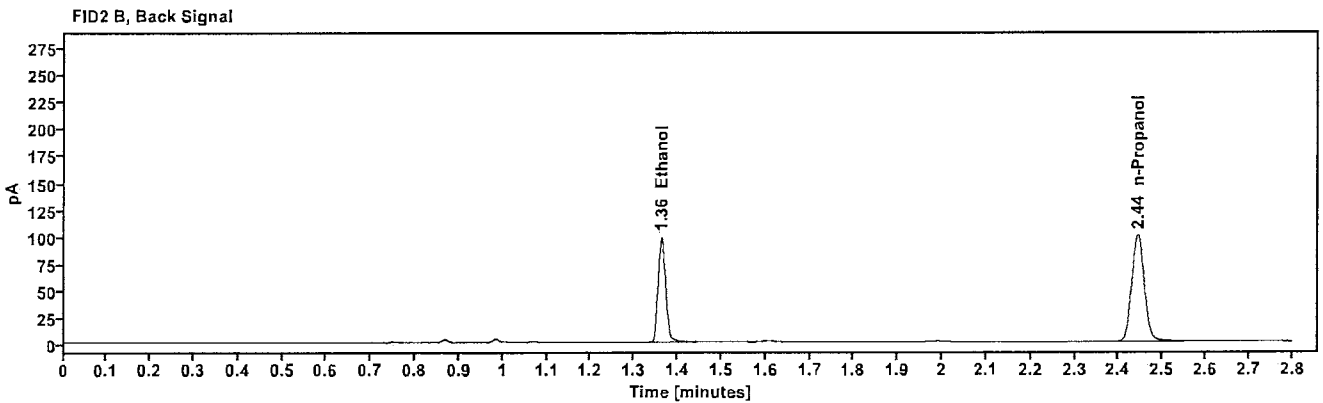
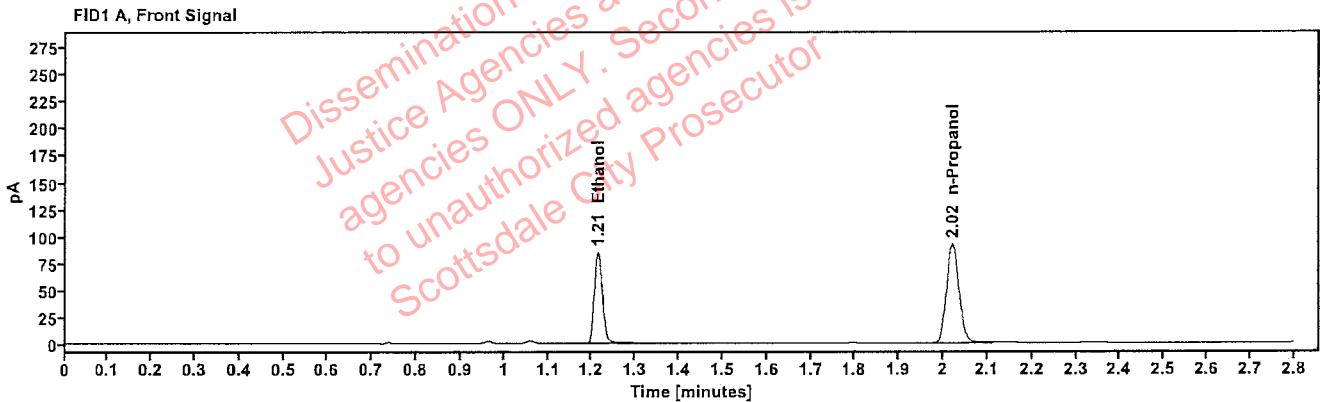


Table 1: FID 1 A (column DB-ALC1)

Compound	Amount (g/100mL)	Time (min)	Peak Area
>Ethanol	0.1709	1.213	108.390
n-Propanol	-----	2.021	182.865

Table 2: FID 2 B (column DB-ALC2)

Compound	Time (min)	Peak Area
Ethanol	1.362	118.969
n-Propanol	2.443	198.493

[REDACTED]: Abbott, Lori - (31-May-2024)

Case: [REDACTED] User: LAbbott 5/31/2024

### Scottsdale Police Department Crime Lab Volatiles Analysis

Sample:	2410115-1	Vial:	13
Description:	[REDACTED]	LIMS ID:	[REDACTED]
Method:	ethanol quant.M	Sequence:	30May24
Instrument:	US14173023 CN14160045	Injection date:	5/30/2024 1:44:22 PM
Data file:	C:\Chem32\1\Data\30May24\13.D	Analyst:	Abbott

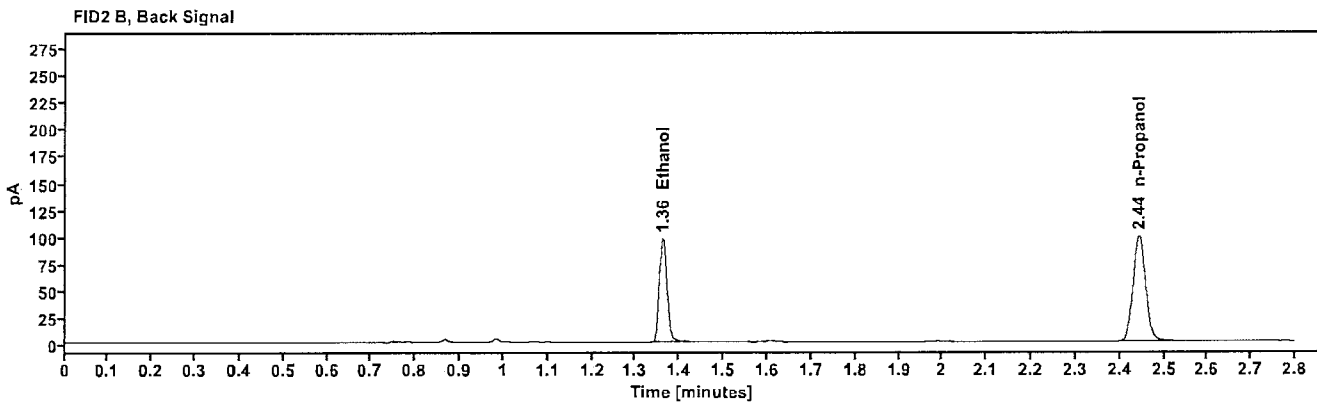
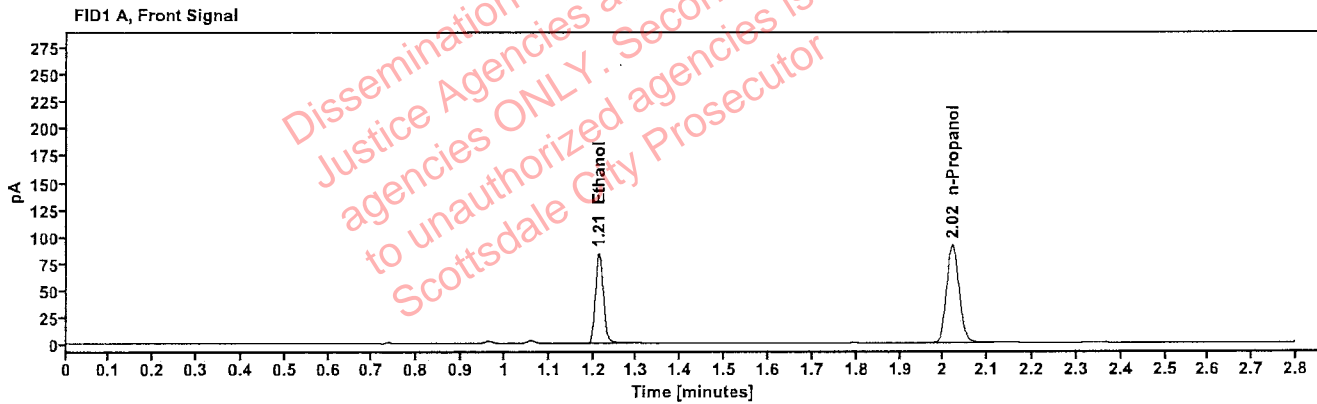


Table 1: FID 1 A (column DB-ALC1)

Compound	Amount (g/100mL)	Time (min)	Peak Area
>Ethanol	0.1702	1.213	106.942
n-Propanol	-----	2.021	181.091

Table 2: FID 2 B (column DB-ALC2)

Compound	Time (min)	Peak Area
Ethanol	1.362	117.502
n-Propanol	2.443	196.617

[REDACTED]: Abbott, Lori - (31-May-2024)

Case: [REDACTED] User: LAbbott 5/31/2024

### Scottsdale Police Department Crime Lab Volatiles Analysis

Sample:	2410248-2	Vial:	14
Description:	[REDACTED]	LIMS ID:	[REDACTED]
Method:	ethanol quant.M	Sequence:	30May24
Instrument:	US14173023 CN14160045	Injection date:	5/30/2024 1:48:22 PM
Data file:	C:\Chem32\1\Data\30May24\14.D	Analyst:	Abbott

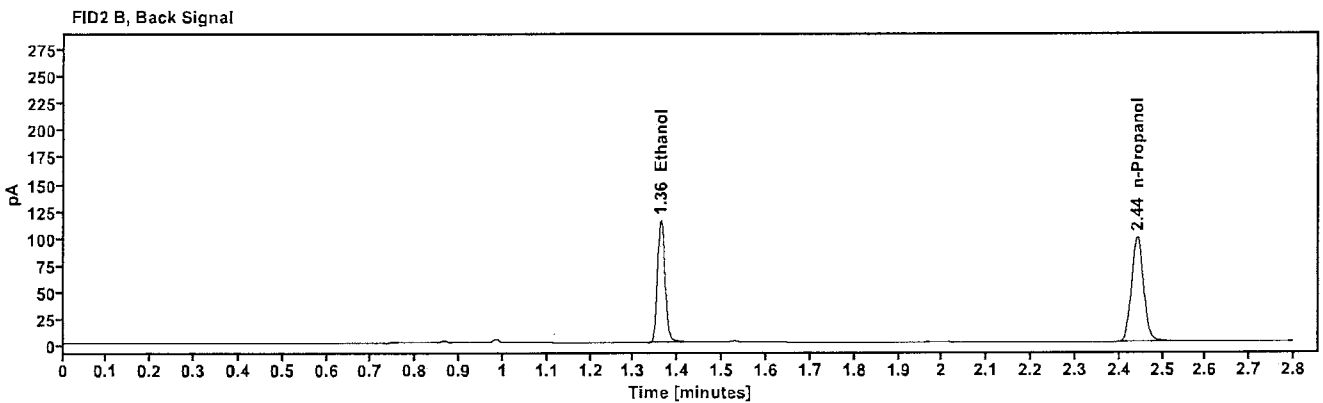
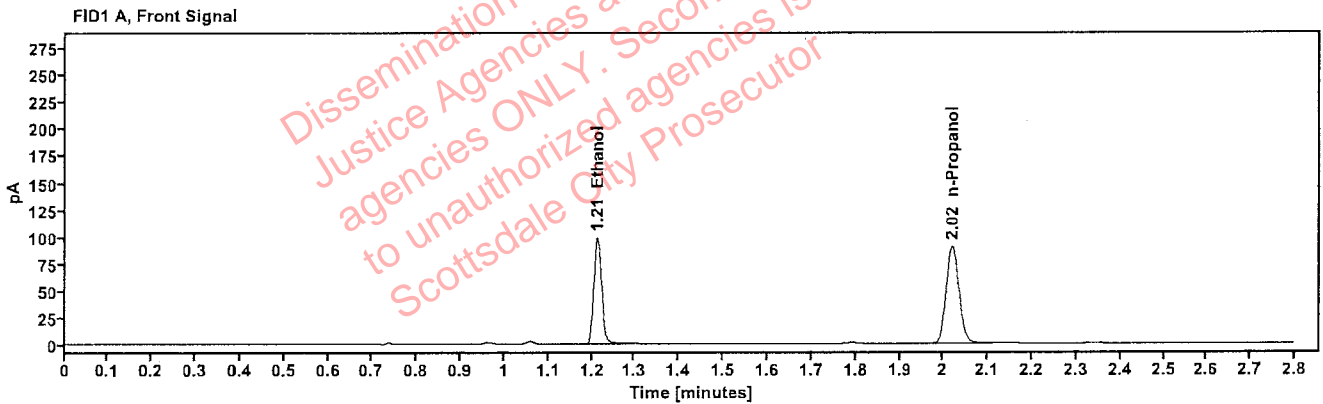


Table 1: FID 1 A (column DB-ALC1)

Compound	Amount (g/100mL)	Time (min)	Peak Area
>Ethanol	0.2017	1.213	125.992
n-Propanol	-----	2.020	179.780

Table 2: FID 2 B (column DB-ALC2)

Compound	Time (min)	Peak Area
Ethanol	1.361	138.055
n-Propanol	2.442	194.819

[REDACTED]: Abbott, Lori - (31-May-2024)

Case: [REDACTED] User: LAbbott 5/31/2024

### Scottsdale Police Department Crime Lab Volatiles Analysis

Sample:	2410248-2	Vial:	15
Description:	[REDACTED]	LIMS ID:	[REDACTED]
Method:	ethanol quant.M	Sequence:	30May24
Instrument:	US14173023 CN14160045	Injection date:	5/30/2024 1:52:21 PM
Data file:	C:\Chem32\1\Data\30May24\15.D	Analyst:	Abbott

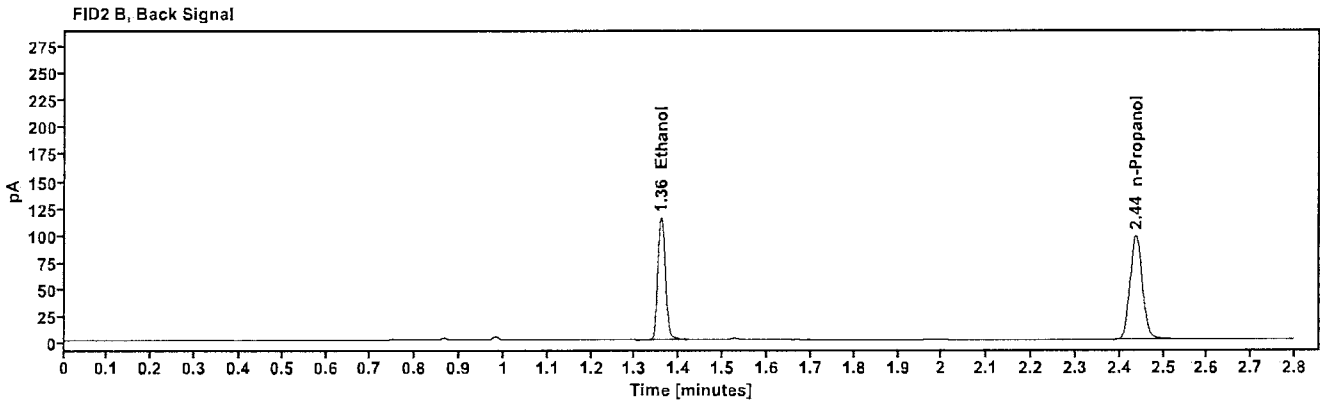
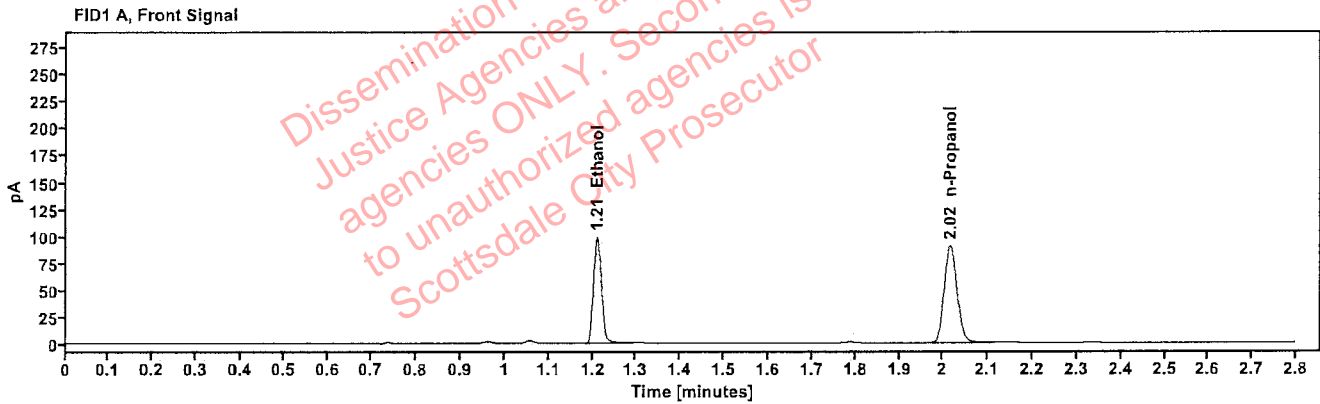


Table 1: FID 1 A (column DB-ALC1)

Compound	Amount (g/100mL)	Time (min)	Peak Area
>Ethanol	0.2019	1.210	125.766
n-Propanol	-----	2.016	179.297

Table 2: FID 2 B (column DB-ALC2)

Compound	Time (min)	Peak Area
Ethanol	1.359	137.723
n-Propanol	2.437	194.385

### Scottsdale Police Department Crime Lab Volatiles Analysis

Sample:	2410253-2	Vial:	16
Description:		LIMS ID:	
Method:	ethanol quant.M	Sequence:	30May24
Instrument:	US14173023 CN14160045	Injection date:	5/30/2024 1:56:22 PM
Data file:	C:\Chem32\1\Data\30May24\16.D	Analyst:	Abbott

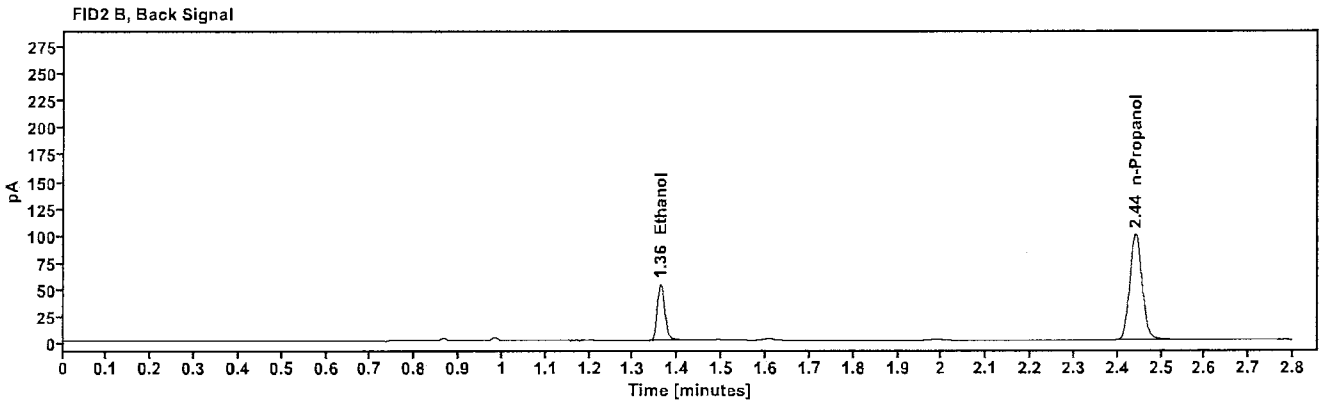
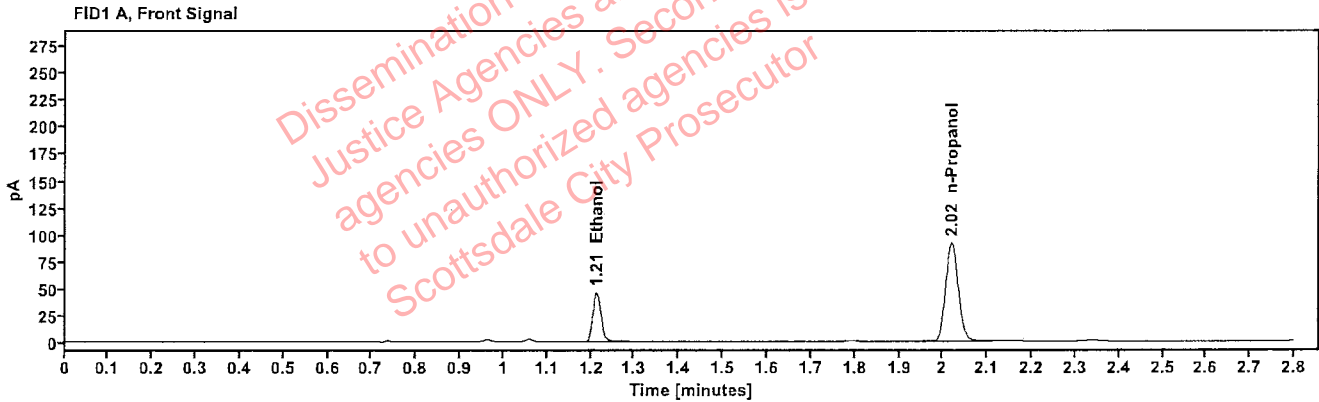


Table 1: FID 1 A (column DB-ALC1)

Compound	Amount (g/100mL)	Time (min)	Peak Area
>Ethanol	0.0933	1.213	59.060
n-Propanol	---	2.019	184.012

Table 2: FID 2 B (column DB-ALC2)

Compound	Time (min)	Peak Area
Ethanol	1.361	64.800
n-Propanol	2.441	198.184

## Scottsdale Police Department Crime Lab Volatiles Analysis

Sample:	2410253-2	Vial:	17
Description:	[REDACTED]	LIMS ID:	[REDACTED]
Method:	ethanol quant.M	Sequence:	30May24
Instrument:	US14173023 CN14160045	Injection date:	5/30/2024 2:00:22 PM
Data file:	C:\Chem32\1\Data\30May24\17.D	Analyst:	Abbott

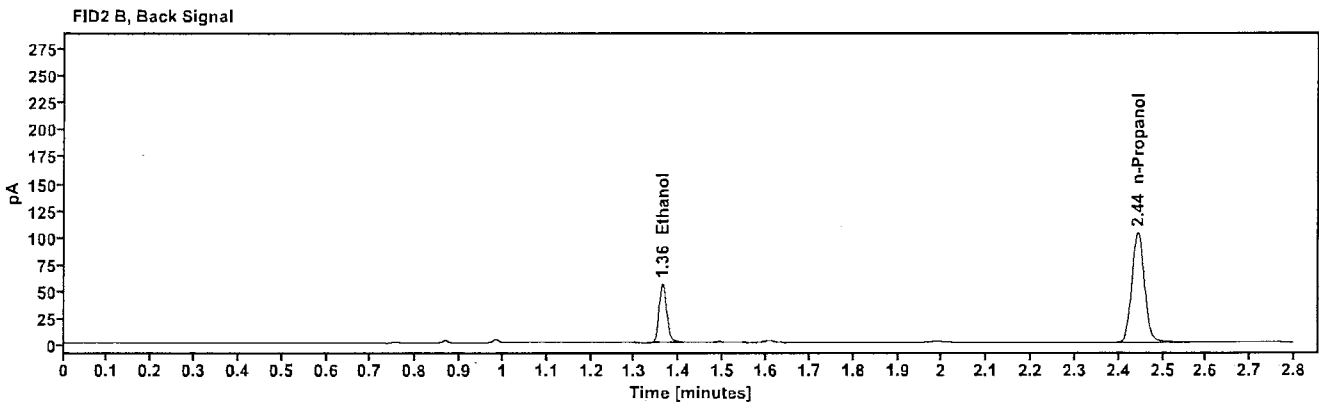
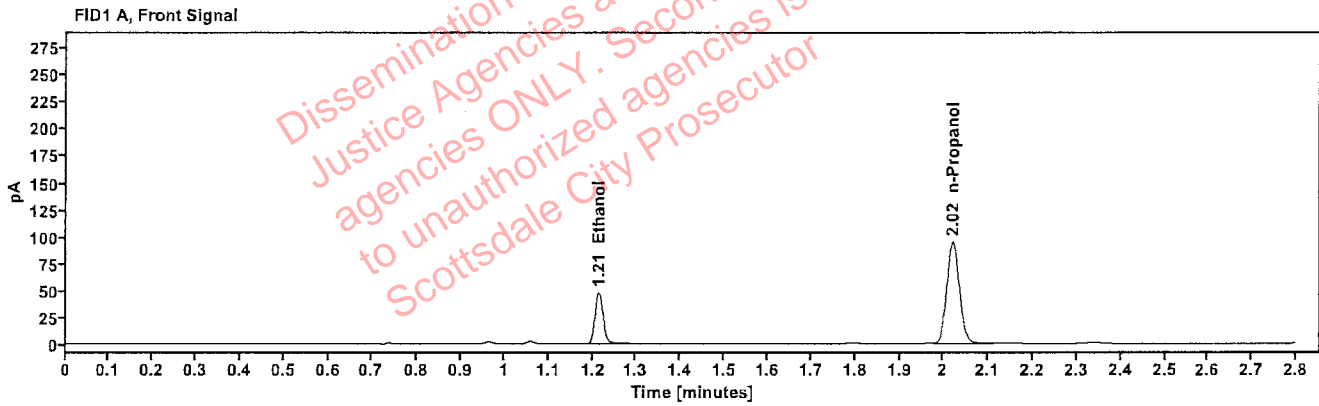


Table 1: FID 1 A (column DB-ALC1)

Compound	Amount (g/100mL)	Time (min)	Peak Area
>Ethanol	0.0937	1.214	61.053
n-Propanol	-----	2.020	189.260

Table 2: FID 2 B (column DB-ALC2)

Compound	Time (min)	Peak Area
Ethanol	1.362	66.880
n-Propanol	2.443	204.843

### Scottsdale Police Department Crime Lab Volatiles Analysis

Sample:	409-01B.N.	Vial:	18
Description:	[REDACTED]	LIMS ID:	[REDACTED]
Method:	ethanol quant.M	Sequence:	30May24
Instrument:	US14173023 CN14160045	Injection date:	5/30/2024 2:04:22 PM
Data file:	C:\Chem32\1\Data\30May24\18.D	Analyst:	Abbott

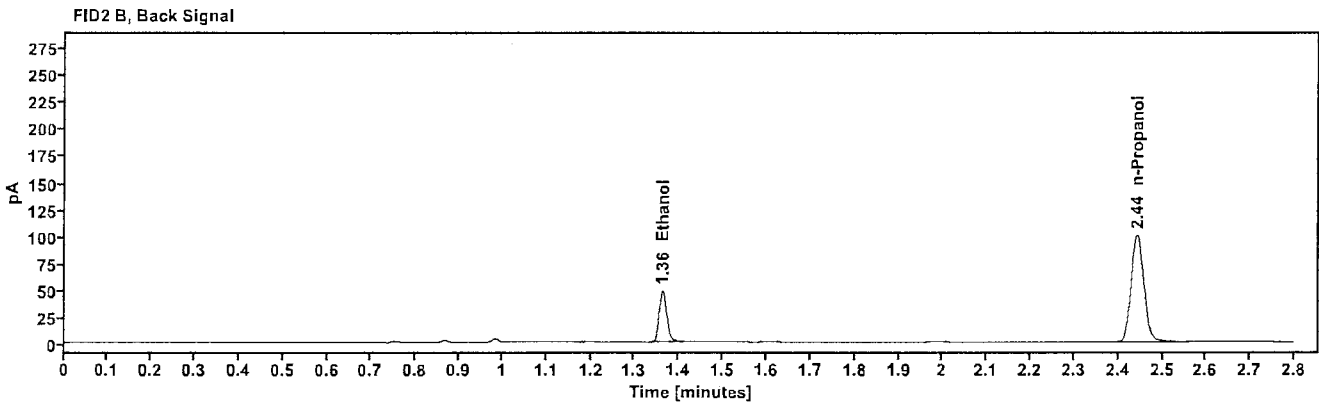
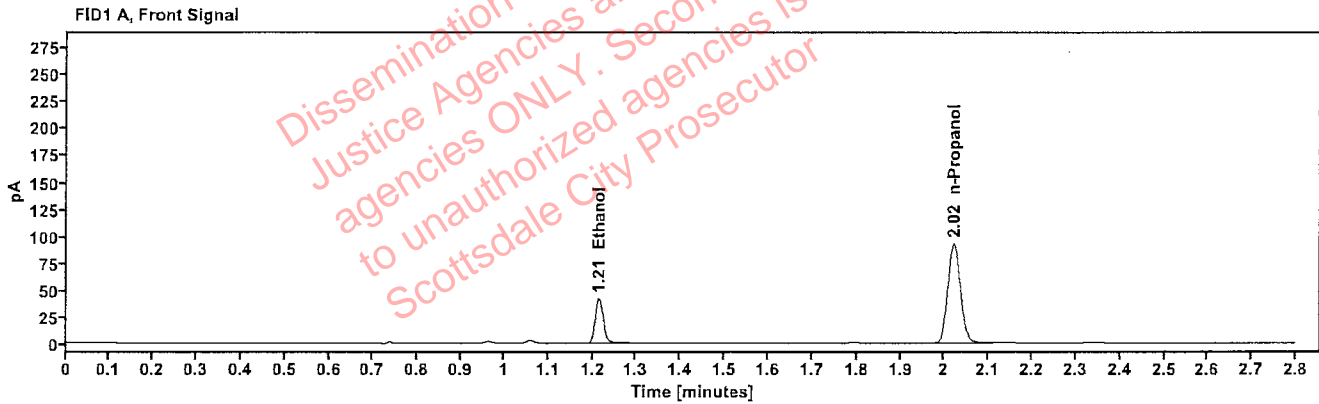


Table 1: FID 1 A (column DB-ALC1)

Compound	Amount (g/100mL)	Time (min)	Peak Area
>Ethanol	0.0845	1.214	53.386
n-Propanol	----	2.021	183.997

Table 2: FID 2 B (column DB-ALC2)

Compound	Time (min)	Peak Area
Ethanol	1.363	58.477
n-Propanol	2.444	199.743



### Scottsdale Police Department Crime Lab Volatiles Analysis

Sample:	409-01B.N.	Vial:	19
Description:	[REDACTED]	LIMS ID:	[REDACTED]
Method:	ethanol quant.M	Sequence:	30May24
Instrument:	US14173023 CN14160045	Injection date:	5/30/2024 2:08:37 PM
Data file:	C:\Chem32\1\Data\30May24\19.D	Analyst:	Abbott

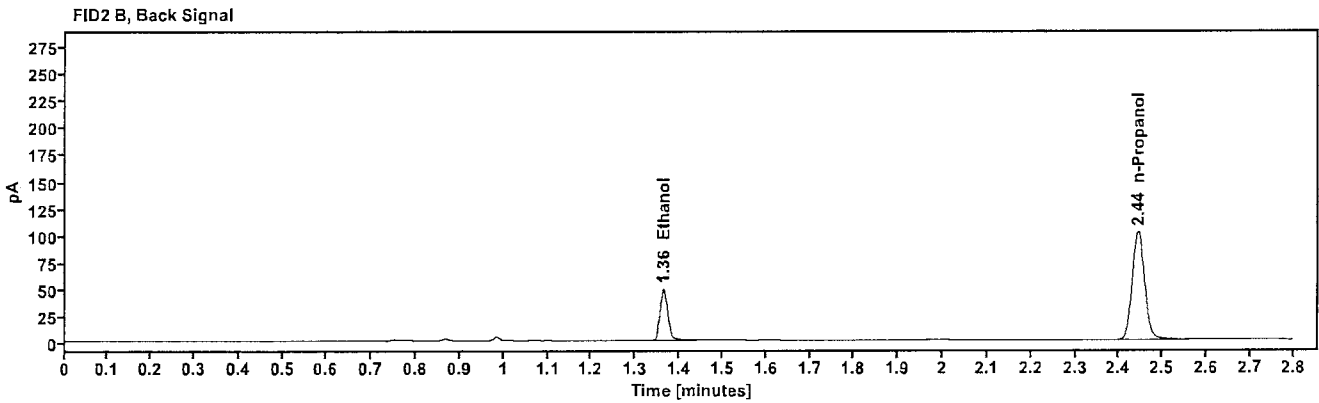
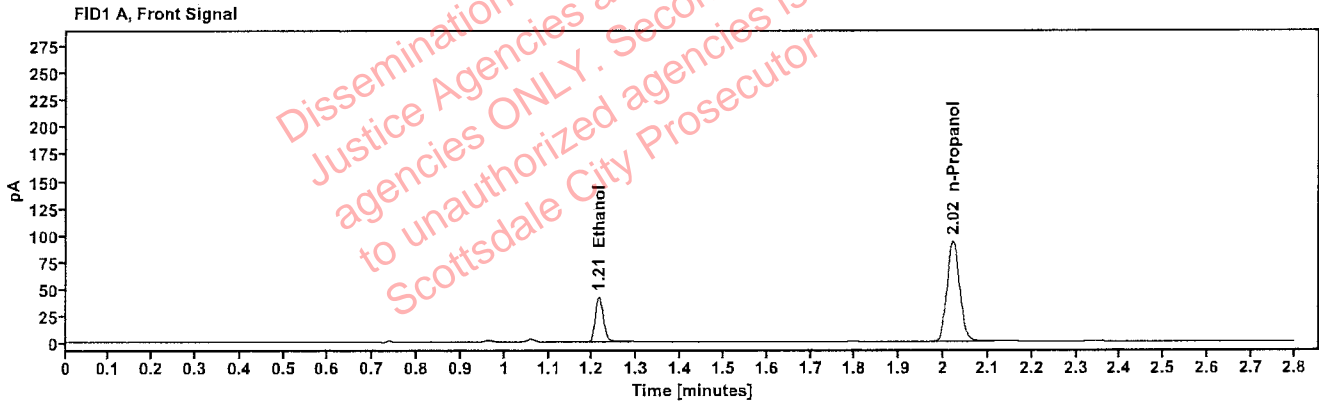


Table 1: FID 1 A (column DB-ALC1)

Compound	Amount (g/100mL)	Time (min)	Peak Area
>Ethanol	0.0845	1.214	53.865
n-Propanol	---	2.021	185.669

Table 2: FID 2 B (column DB-ALC2)

Compound	Time (min)	Peak Area
Ethanol	1.363	58.879
n-Propanol	2.444	201.520

### Scottsdale Police Department Crime Lab Volatiles Analysis

Sample:	342-01J.V.	Vial:	21
Description:	[REDACTED]	LIMS ID:	[REDACTED]
Method:	ethanol quant.M	Sequence:	30May24
Instrument:	US14173023 CN14160045	Injection date:	5/30/2024 2:16:37 PM
Data file:	C:\Chem32\1\Data\30May24\21.D	Analyst:	Abbott

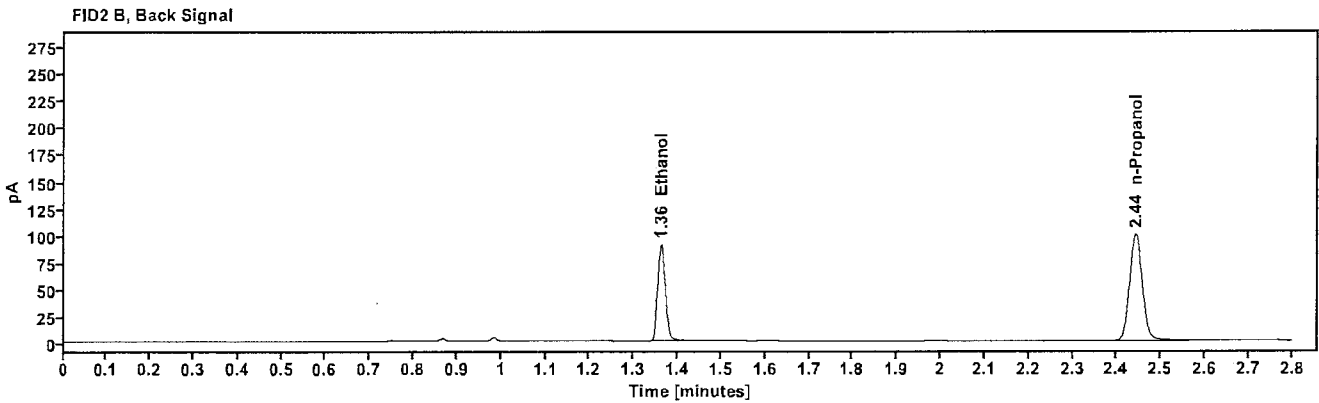
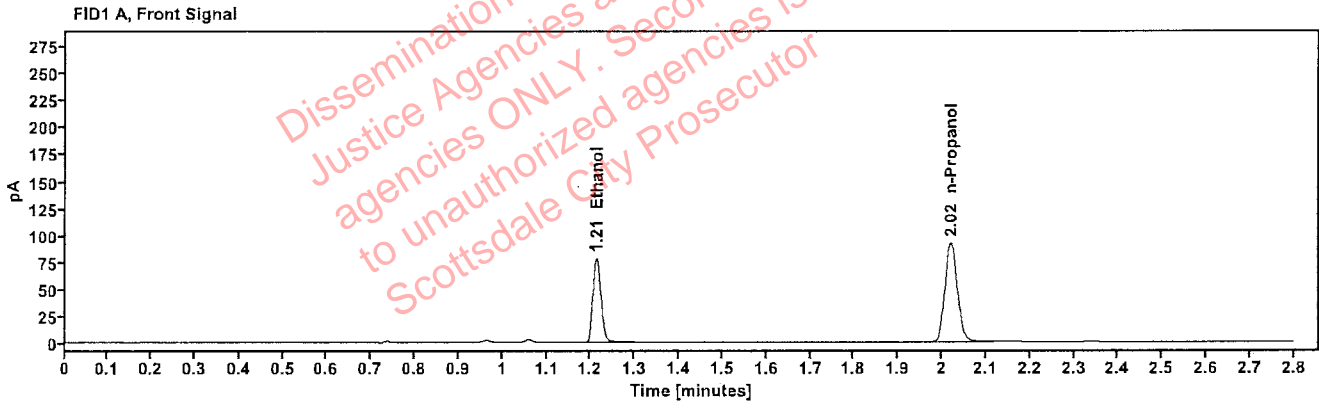


Table 1: FID 1 A (column DB-ALC1)

Compound	Amount (g/100mL)	Time (min)	Peak Area
>Ethanol	0.1572	1.213	99.914
n-Propanol	-----	2.020	183.419

Table 2: FID 2 B (column DB-ALC2)

Compound	Time (min)	Peak Area
Ethanol	1.361	109.239
n-Propanol	2.443	199.204

### Scottsdale Police Department Crime Lab Volatiles Analysis

Sample:	342-01J.V.	Vial:	22
Description:	[REDACTED]	LIMS ID:	[REDACTED]
Method:	ethanol quant.M	Sequence:	30May24
Instrument:	US14173023 CN14160045	Injection date:	5/30/2024 2:20:37 PM
Data file:	C:\Chem32\1\Data\30May24\22.D	Analyst:	Abbott

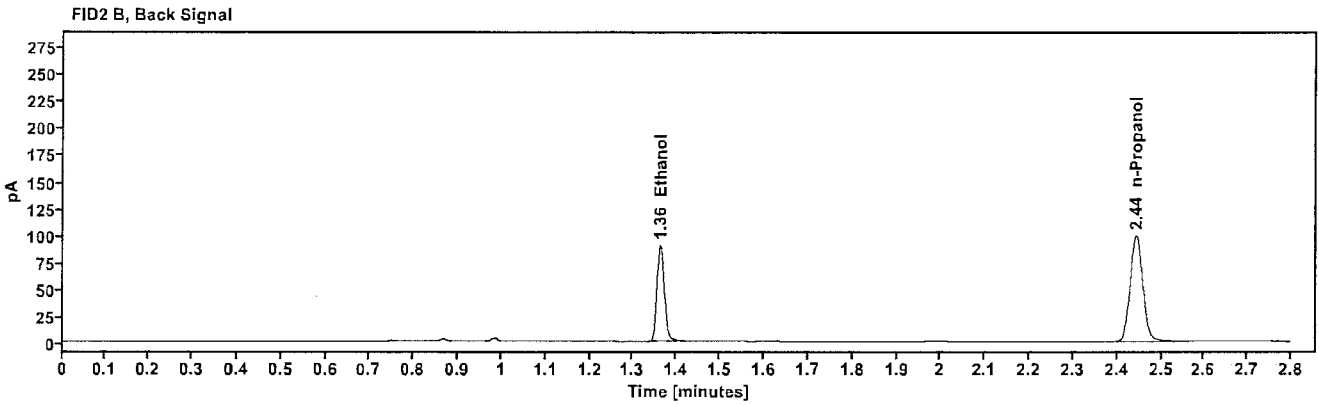
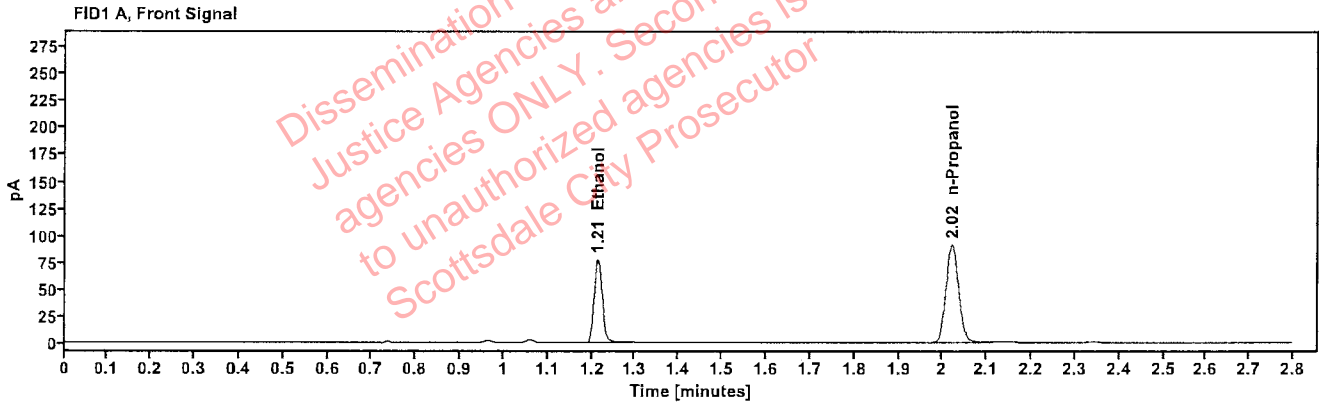


Table 1: FID 1 A (column DB-ALC1)

Compound	Amount (g/100mL)	Time (min)	Peak Area
>Ethanol	0.1573	1.213	99.024
n-Propanol	----	2.021	181.629

Table 2: FID 2 B (column DB-ALC2)

Compound	Time (min)	Peak Area
Ethanol	1.362	108.576
n-Propanol	2.443	197.360

### Scottsdale Police Department Crime Lab Volatiles Analysis

Sample:	404-01A.G.	Vial:	23
Description:	[REDACTED]	LIMS ID:	[REDACTED]
Method:	ethanol quant.M	Sequence:	30May24
Instrument:	US14173023 CN14160045	Injection date:	5/30/2024 2:24:37 PM
Data file:	C:\Chem32\1\Data\30May24\23.D	Analyst:	Abbott

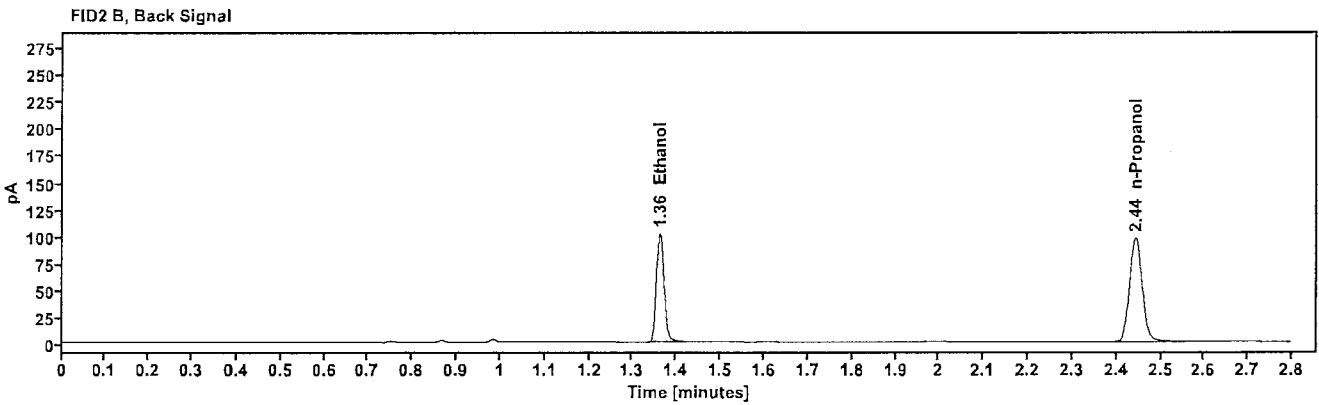
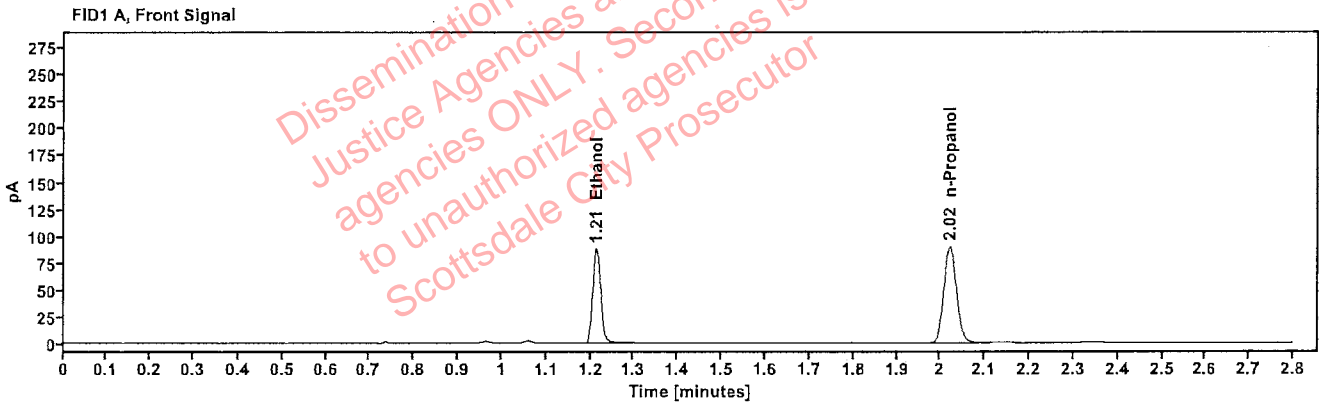


Table 1: FID 1 A (column DB-ALC1)

Compound	Amount (g/100mL)	Time (min)	Peak Area
>Ethanol	0.1810	1.213	111.950
n-Propanol	---	2.021	178.233

Table 2: FID 2 B (column DB-ALC2)

Compound	Time (min)	Peak Area
Ethanol	1.362	122.684
n-Propanol	2.443	193.327

### Scottsdale Police Department Crime Lab Volatiles Analysis

Sample:	404-01A.G.	Vial:	24
Description:	[REDACTED]	LIMS ID:	[REDACTED]
Method:	ethanol quant.M	Sequence:	30May24
Instrument:	US14173023 CN14160045	Injection date:	5/30/2024 2:28:37 PM
Data file:	C:\Chem32\1\Data\30May24\24.D	Analyst:	Abbott

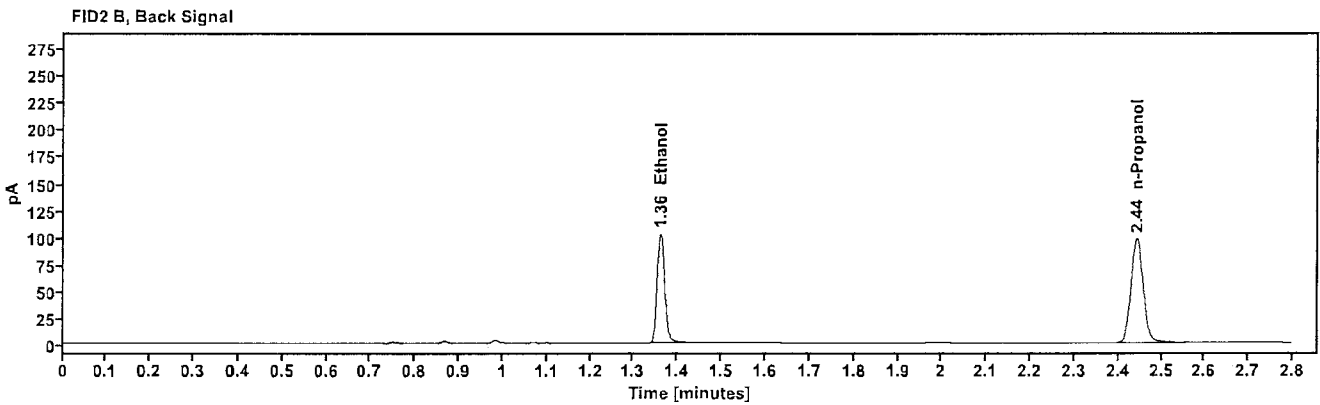
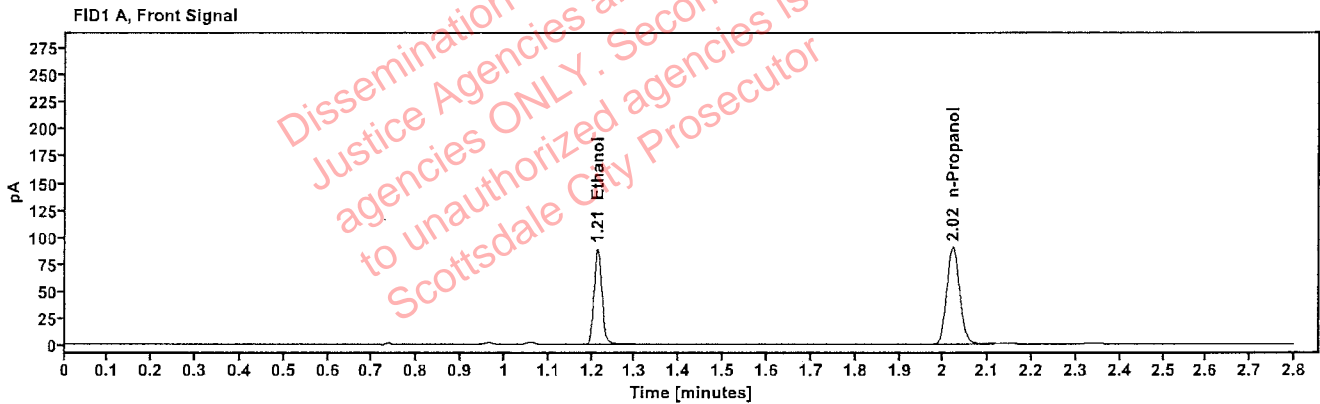


Table 1: FID 1 A (column DB-ALC1)

Compound	Amount (g/100mL)	Time (min)	Peak Area
>Ethanol	0.1813	1.213	112.656
n-Propanol	-----	2.021	178.985

Table 2: FID 2 B (column DB-ALC2)

Compound	Time (min)	Peak Area
Ethanol	1.361	123.555
n-Propanol	2.443	194.158

### Scottsdale Police Department Crime Lab Volatiles Analysis

Sample:	347-01M.K.	Vial:	25
Description:	[REDACTED]	LIMS ID:	[REDACTED]
Method:	ethanol quant.M	Sequence:	30May24
Instrument:	US14173023 CN14160045	Injection date:	5/30/2024 2:32:52 PM
Data file:	C:\Chem32\1\Data\30May24\25.D	Analyst:	Abbott

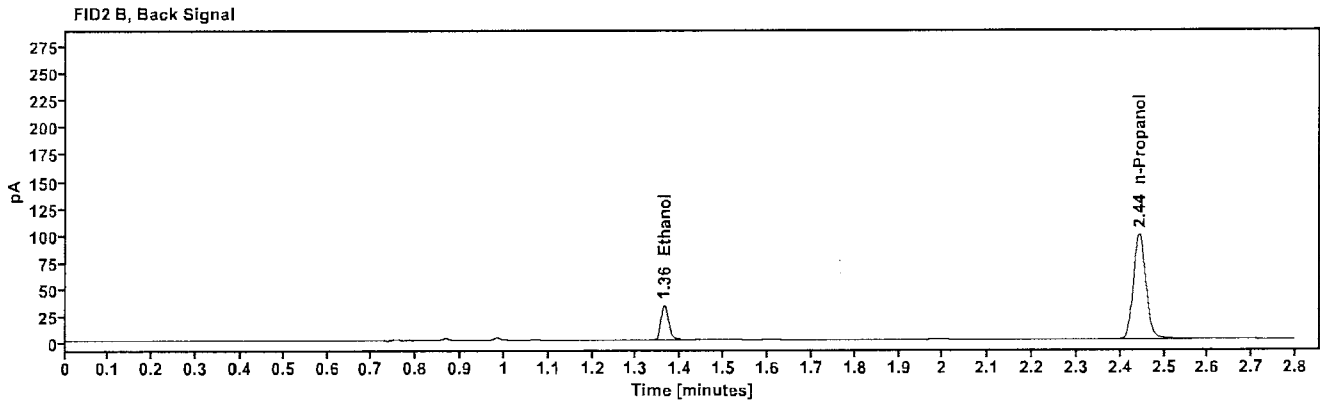
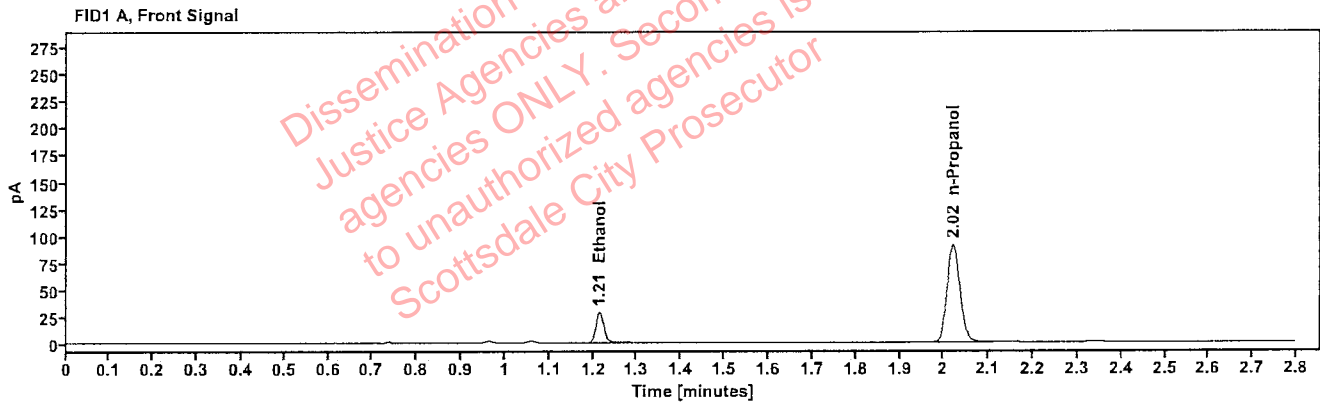


Table 1: FID 1 A (column DB-ALC1)

Compound	Amount (g/100mL)	Time (min)	Peak Area
>Ethanol	0.0591	1.215	36.435
n-Propanol	-----	2.021	180.979

Table 2: FID 2 B (column DB-ALC2)

Compound	Time (min)	Peak Area
Ethanol	1.363	39.816
n-Propanol	2.444	196.679

### Scottsdale Police Department Crime Lab Volatiles Analysis

Sample:	347-01M.K.	Vial:	26
Description:	[REDACTED]	LIMS ID:	[REDACTED]
Method:	ethanol quant.M	Sequence:	30May24
Instrument:	US14173023 CN14160045	Injection date:	5/30/2024 2:36:51 PM
Data file:	C:\Chem32\1\Data\30May24\26.D	Analyst:	Abbott

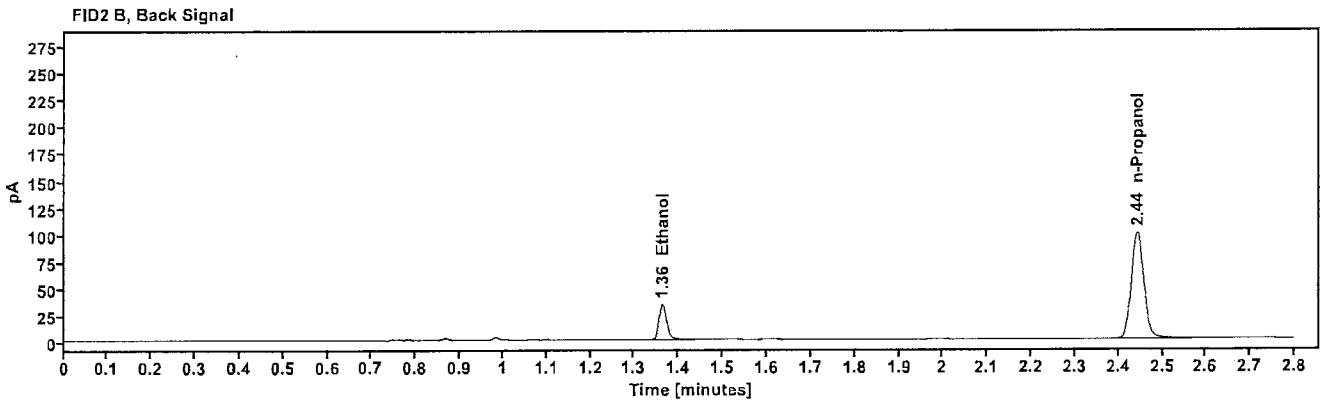
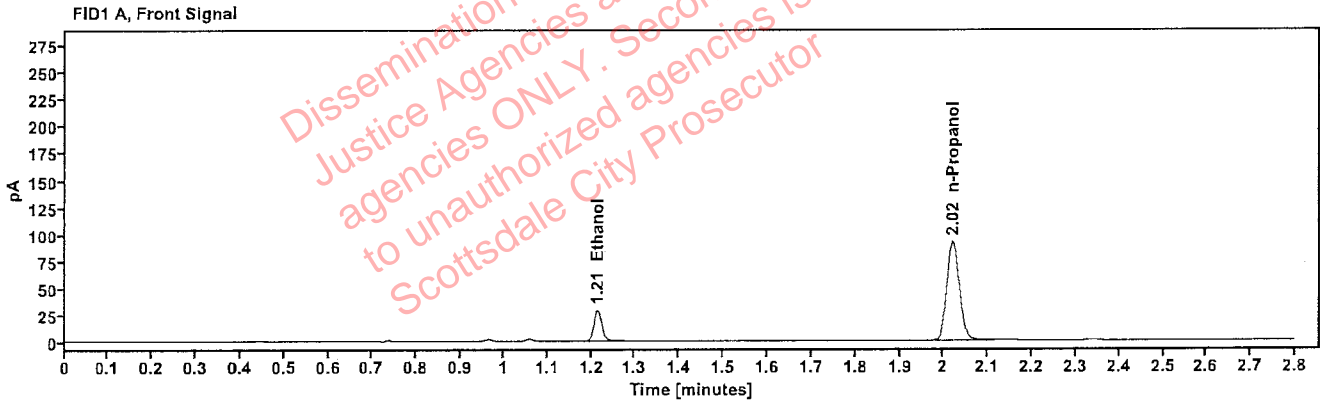


Table 1: FID 1 A (column DB-ALC1)

Compound	Amount (g/100mL)	Time (min)	Peak Area
>Ethanol	0.0591	1.214	36.797
n-Propanol	-----	2.021	182.916

Table 2: FID 2 B (column DB-ALC2)

Compound	Time (min)	Peak Area
Ethanol	1.363	40.212
n-Propanol	2.443	198.794

### Scottsdale Police Department Crime Lab Volatiles Analysis

Sample:	404-01M.F.	Vial:	27
Description:	[REDACTED]	LIMS ID:	[REDACTED]
Method:	ethanol quant.M	Sequence:	30May24
Instrument:	US14173023 CN14160045	Injection date:	5/30/2024 2:40:52 PM
Data file:	C:\Chem32\1\Data\30May24\27.D	Analyst:	Abbott

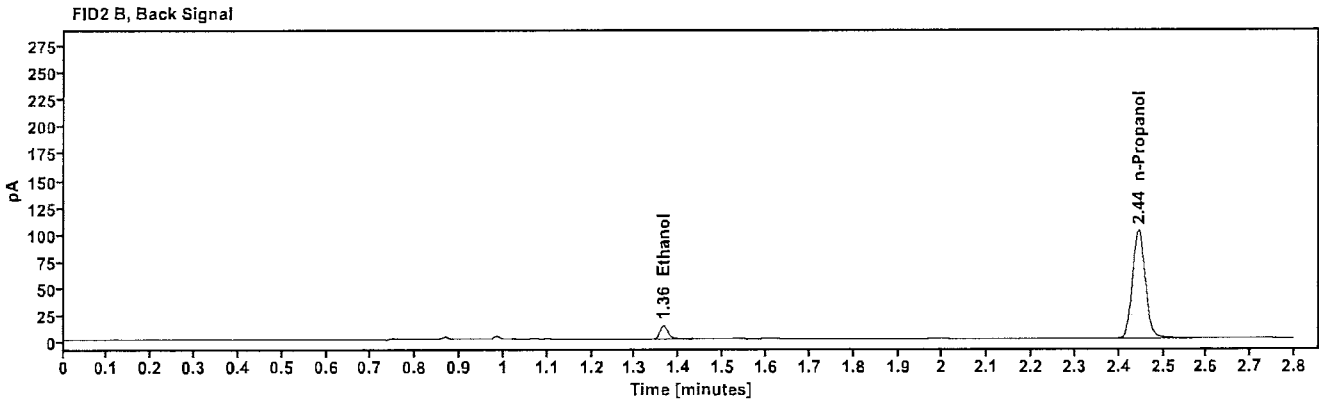
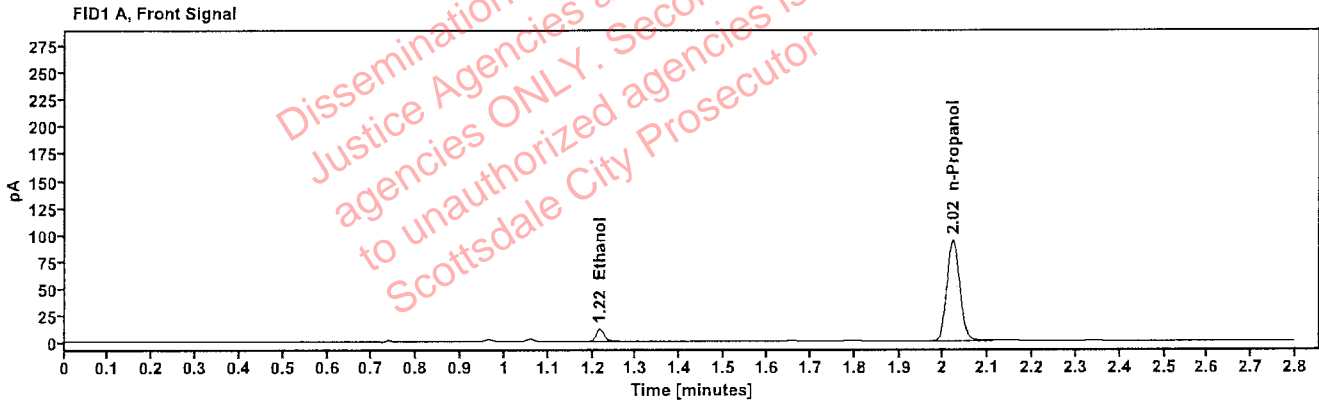


Table 1: FID 1 A (column DB-ALC1)

Compound	Amount (g/100mL)	Time (min)	Peak Area
>Ethanol	0.0241	1.216	14.660
n-Propanol	-----	2.021	186.110

Table 2: FID 2 B (column DB-ALC2)

Compound	Time (min)	Peak Area
Ethanol	1.365	16.359
n-Propanol	2.444	202.305



Abbott, Lori - (31-May-2024)

Case: User: LAbbott 5/31/2024

### Scottsdale Police Department Crime Lab Volatiles Analysis

Sample:	404-01M.F.	Vial:	28
Description:		LIMS ID:	
Method:	ethanol quant.M	Sequence:	30May24
Instrument:	US14173023 CN14160045	Injection date:	5/30/2024 2:44:52 PM
Data file:	C:\Chem32\1\Data\30May24\28.D	Analyst:	Abbott

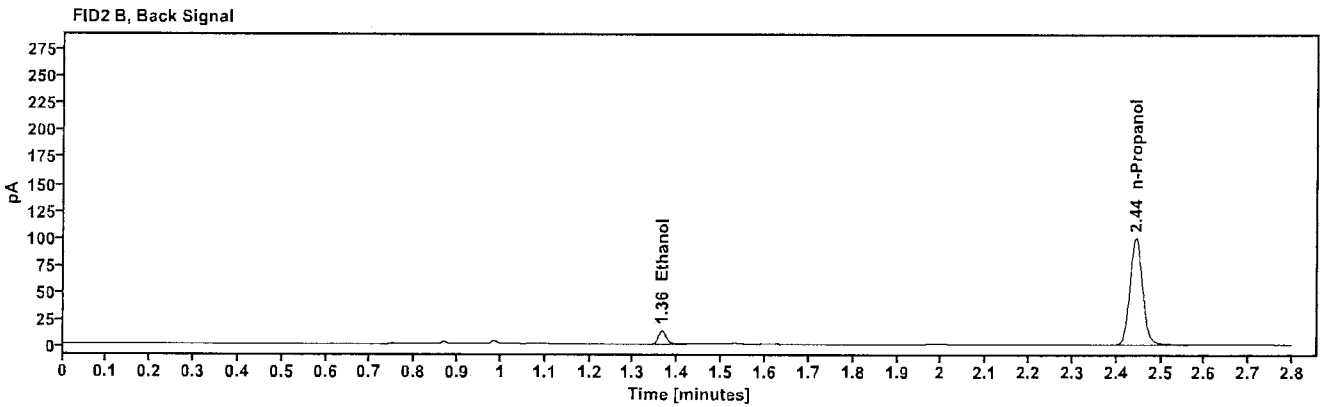
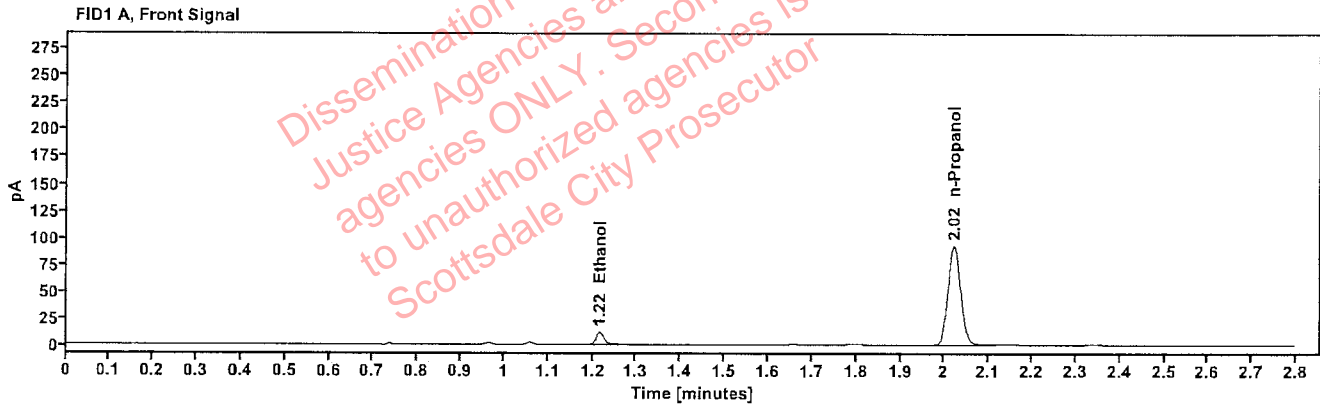


Table 1: FID 1 A (column DB-ALC1)

Compound	Amount (g/100mL)	Time (min)	Peak Area
>Ethanol	0.0243	1.216	14.589
n-Propanol	-----	2.021	183.851

Table 2: FID 2 B (column DB-ALC2)

Compound	Time (min)	Peak Area
Ethanol	1.364	16.263
n-Propanol	2.444	199.705

## Scottsdale Police Department Crime Lab Volatiles Analysis

Sample:	436-01J.M.	Vial:	29
Description:	[REDACTED]	LIMS ID:	[REDACTED]
Method:	ethanol quant.M	Sequence:	30May24
Instrument:	US14173023 CN14160045	Injection date:	5/30/2024 2:48:52 PM
Data file:	C:\Chem32\1\Data\30May24\29.D	Analyst:	Abbott

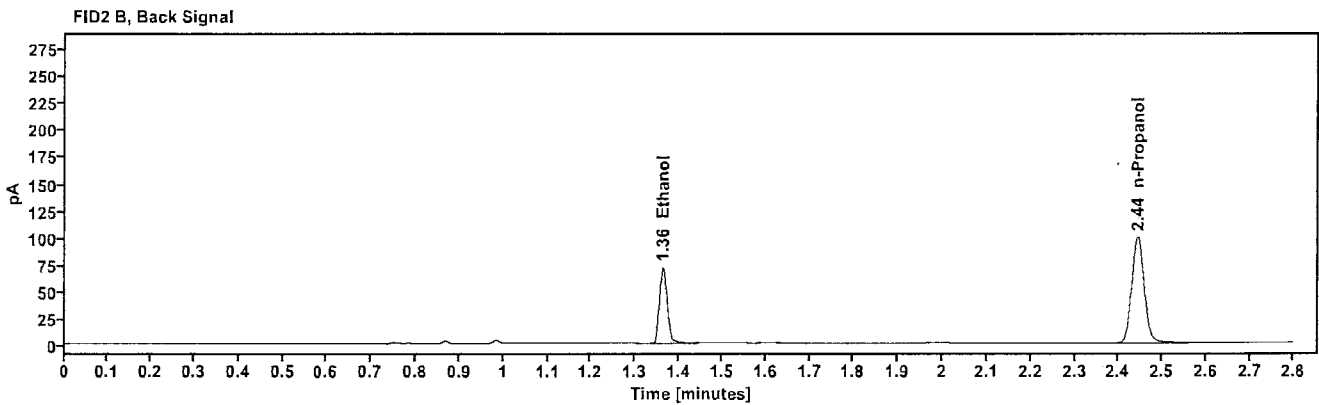
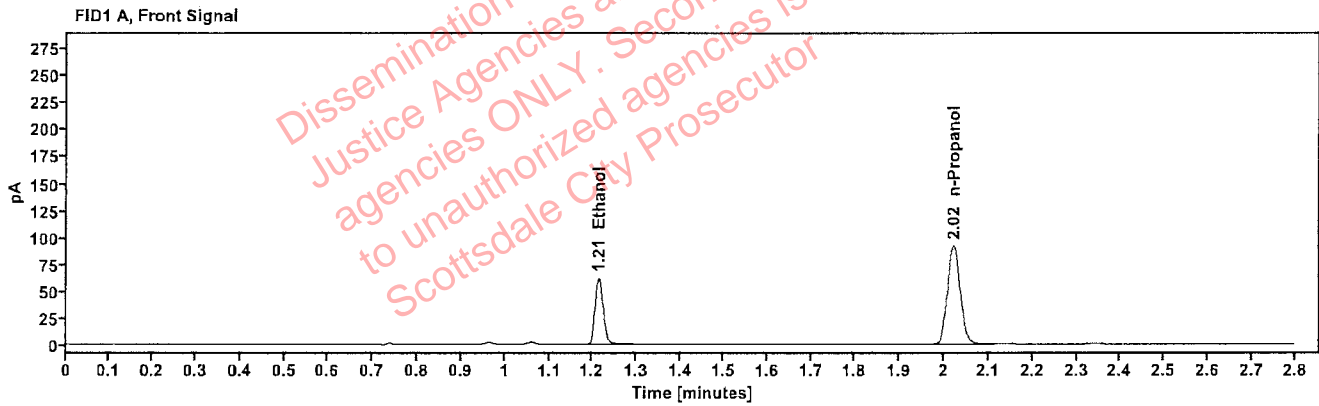


Table 1: FID 1 A (column DB-ALC1)

Compound	Amount (g/100mL)	Time (min)	Peak Area
>Ethanol	0.1251	1.214	79.014
n-Propanol	----	2.021	182.715

Table 2: FID 2 B (column DB-ALC2)

Compound	Time (min)	Peak Area
Ethanol	1.362	86.456
n-Propanol	2.443	198.168

### Scottsdale Police Department Crime Lab Volatiles Analysis

Sample:	436-01J.M.	Vial:	30
Description:	[REDACTED]	LIMS ID:	[REDACTED]
Method:	ethanol quant.M	Sequence:	30May24
Instrument:	US14173023 CN14160045	Injection date:	5/30/2024 2:52:53 PM
Data file:	C:\Chem32\1\Data\30May24\30.D	Analyst:	Abbott

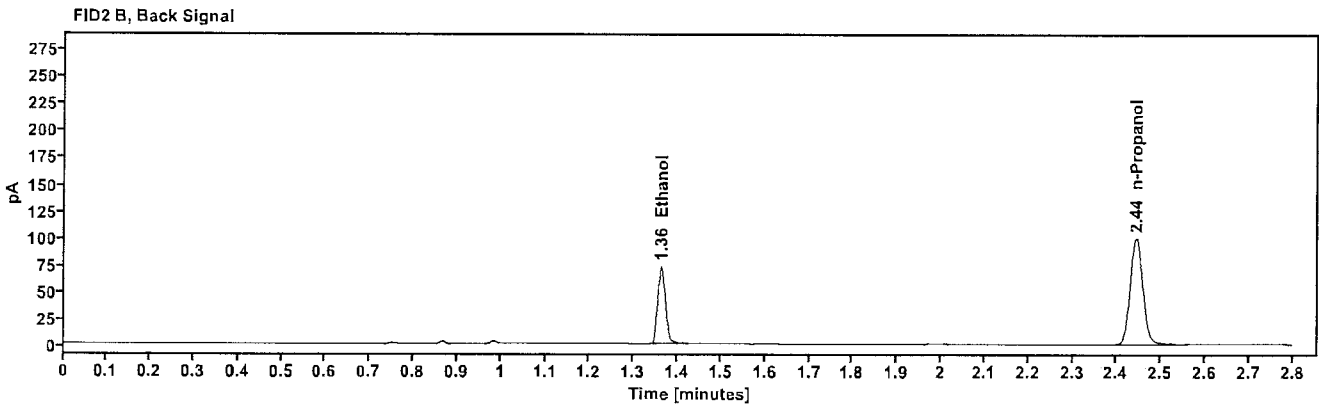
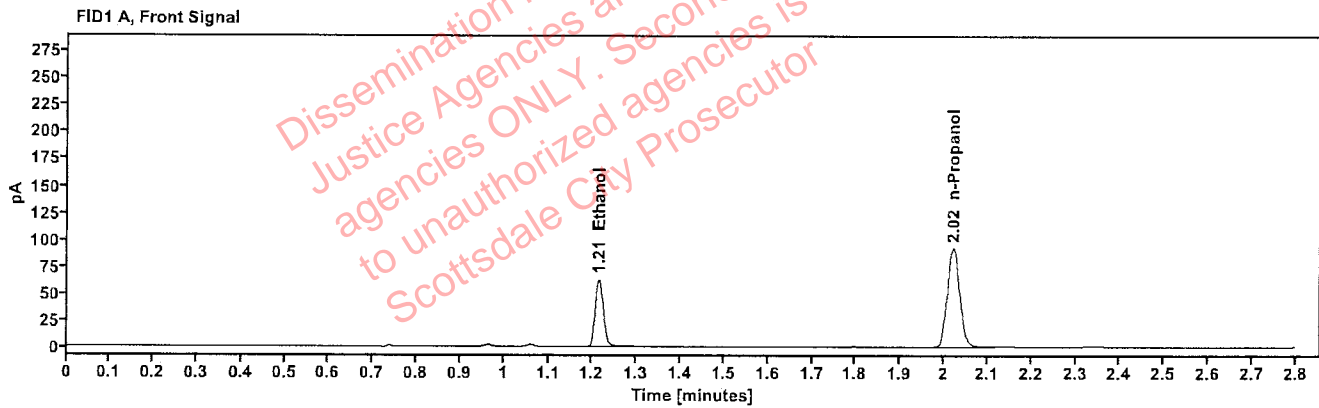


Table 1: FID 1 A (column DB-ALC1)

Compound	Amount (g/100mL)	Time (min)	Peak Area
>Ethanol	0.1267	1.214	80.338
n-Propanol	---	2.021	183.352

Table 2: FID 2 B (column DB-ALC2)

Compound	Time (min)	Peak Area
Ethanol	1.363	88.110
n-Propanol	2.444	198.822

### Scottsdale Police Department Crime Lab Volatiles Analysis

Sample:	427-01M.A.	Vial:	32
Description:	[REDACTED]	LIMS ID:	[REDACTED]
Method:	ethanol quant.M	Sequence:	30May24
Instrument:	US14173023 CN14160045	Injection date:	5/30/2024 3:01:07 PM
Data file:	C:\Chem32\1\Data\30May24\32.D	Analyst:	Abbott

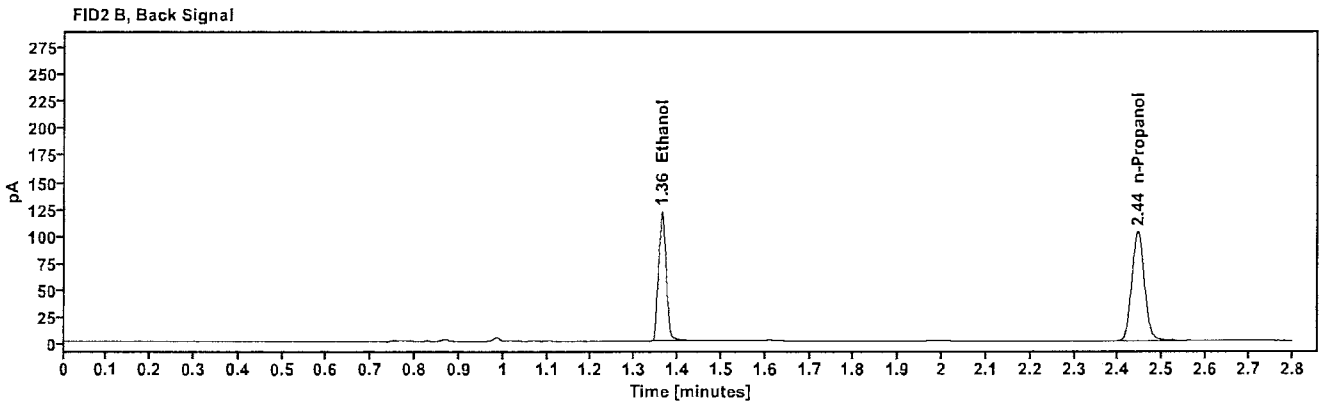
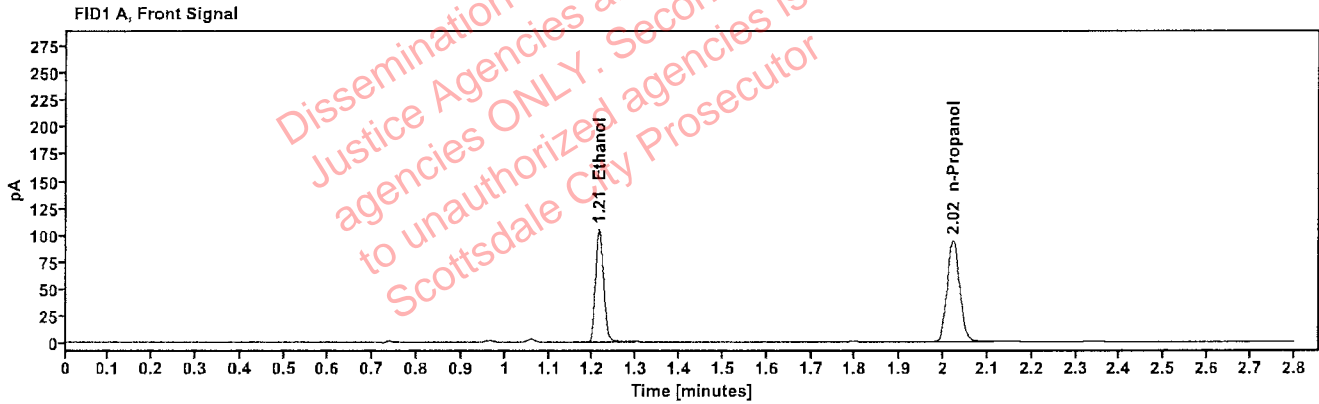


Table 1: FID 1 A (column DB-ALC1)

Compound	Amount (g/100mL)	Time (min)	Peak Area
>Ethanol	0.2062	1.214	134.059
n-Propanol	-----	2.022	187.119

Table 2: FID 2 B (column DB-ALC2)

Compound	Time (min)	Peak Area
Ethanol	1.363	147.000
n-Propanol	2.444	202.826

### Scottsdale Police Department Crime Lab Volatiles Analysis

Sample:	427-01M.A.	Vial:	33
Description:	[REDACTED]	LIMS ID:	[REDACTED]
Method:	ethanol quant.M	Sequence:	30May24
Instrument:	US14173023 CN14160045	Injection date:	5/30/2024 3:05:07 PM
Data file:	C:\Chem32\1\Data\30May24\33.D	Analyst:	Abbott

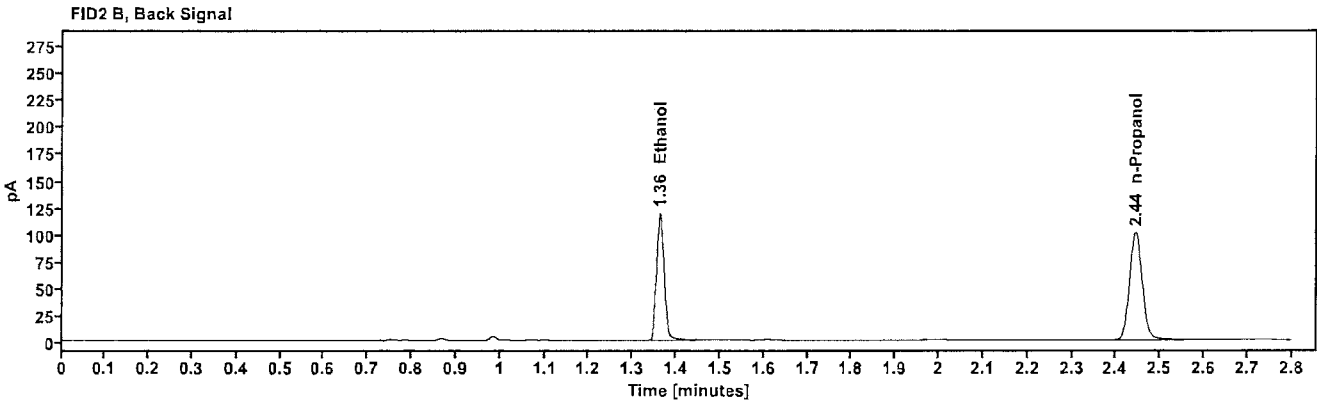
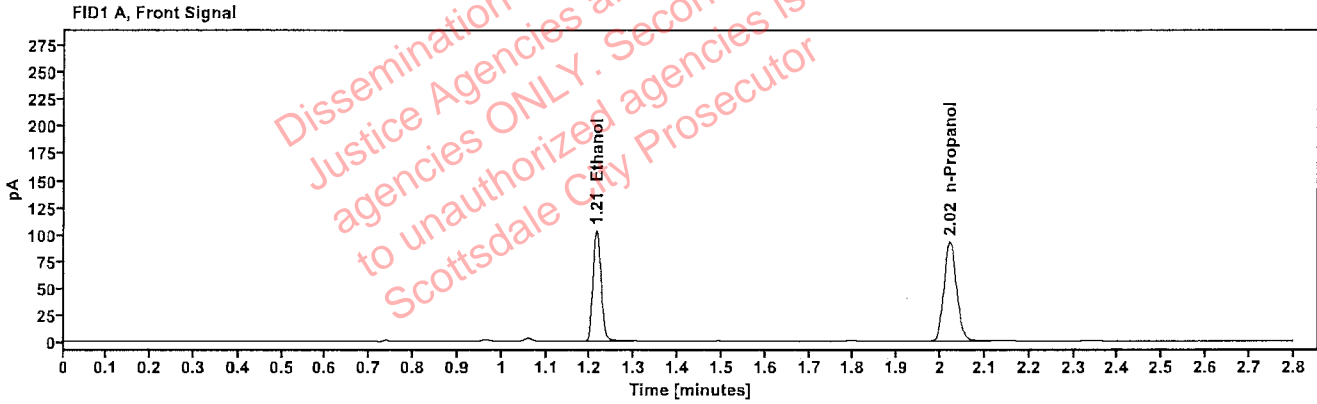


Table 1: FID 1 A (column DB-ALC1)

Compound	Amount (g/100mL)	Time (min)	Peak Area
>Ethanol	0.2046	1.214	131.470
n-Propanol	---	2.021	184.942

Table 2: FID 2 B (column DB-ALC2)

Compound	Time (min)	Peak Area
Ethanol	1.362	144.261
n-Propanol	2.444	200.541

### Scottsdale Police Department Crime Lab Volatiles Analysis

Sample:	437-01S.L.	Vial:	34
Description:	[REDACTED]	LIMS ID:	[REDACTED]
Method:	ethanol quant.M	Sequence:	30May24
Instrument:	US14173023 CN14160045	Injection date:	5/30/2024 3:09:06 PM
Data file:	C:\Chem32\1\Data\30May24\34.D	Analyst:	Abbott

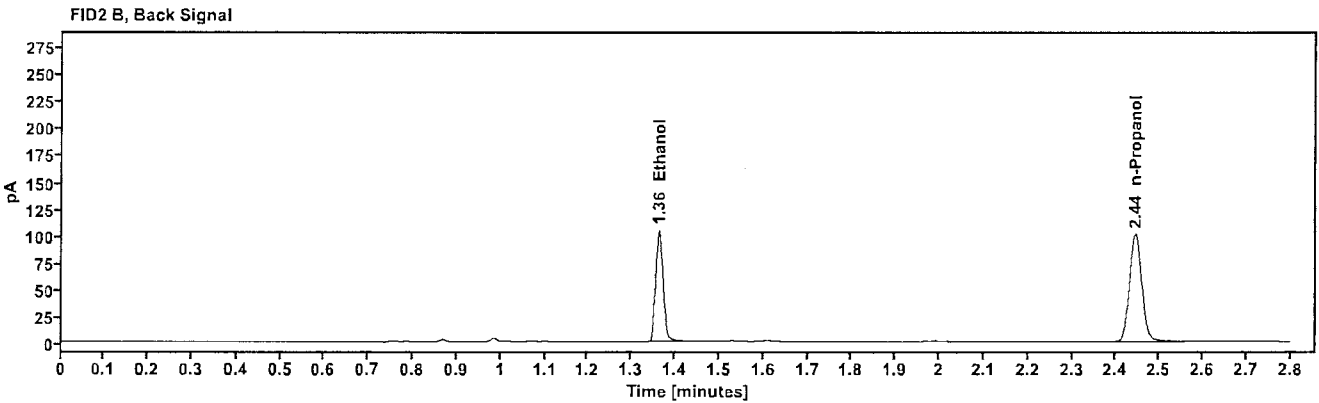
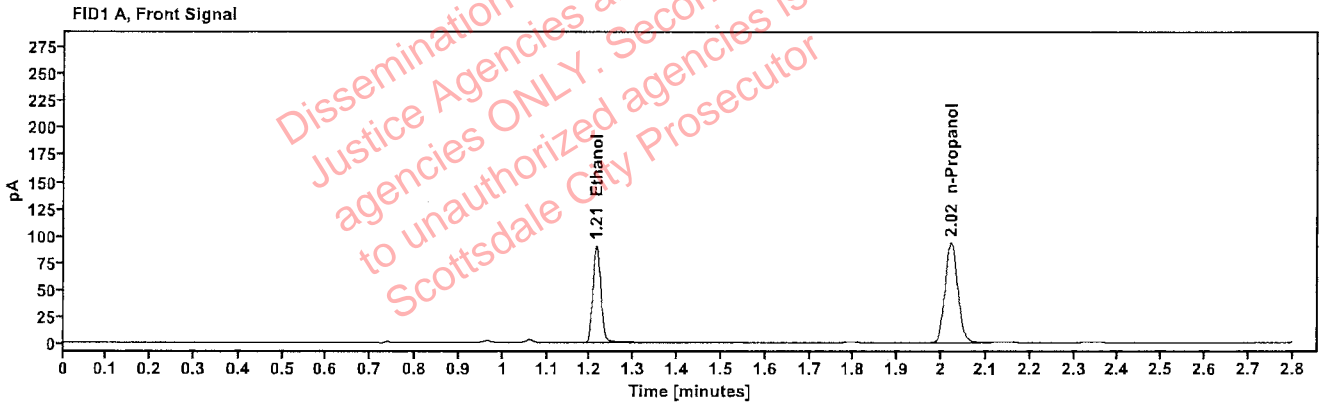


Table 1: FID 1 A (column DB-ALC1)

Compound	Amount (g/100mL)	Time (min)	Peak Area
>Ethanol	0.1798	1.214	115.542
n-Propanol	---	2.021	185.192

Table 2: FID 2 B (column DB-ALC2)

Compound	Time (min)	Peak Area
Ethanol	1.363	126.602
n-Propanol	2.444	201.138

### Scottsdale Police Department Crime Lab Volatiles Analysis

Sample:	437-01S.L.	Vial:	35
Description:	[REDACTED]	LIMS ID:	[REDACTED]
Method:	ethanol quant.M	Sequence:	30May24
Instrument:	US14173023 CN14160045	Injection date:	5/30/2024 3:13:06 PM
Data file:	C:\Chem32\1\Data\30May24\35.D	Analyst:	Abbott

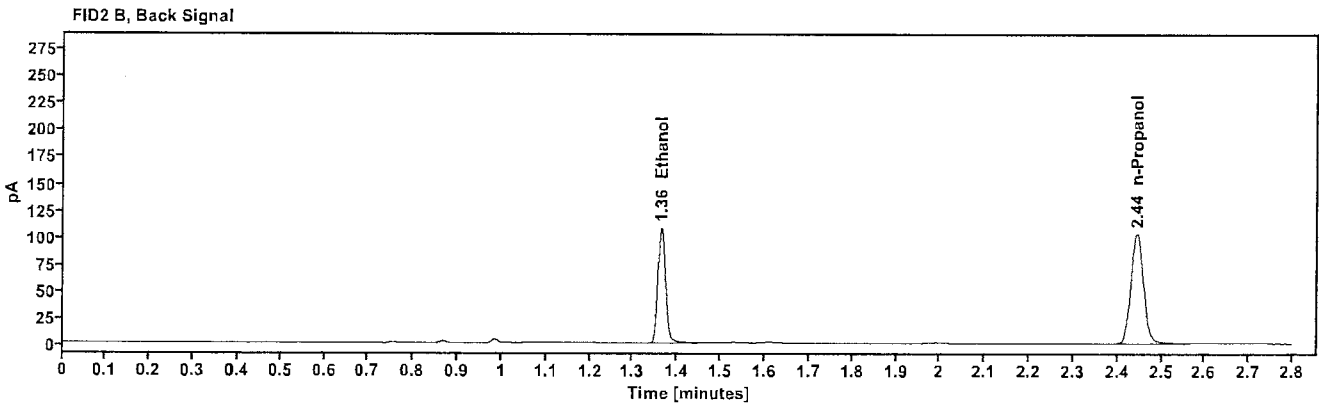
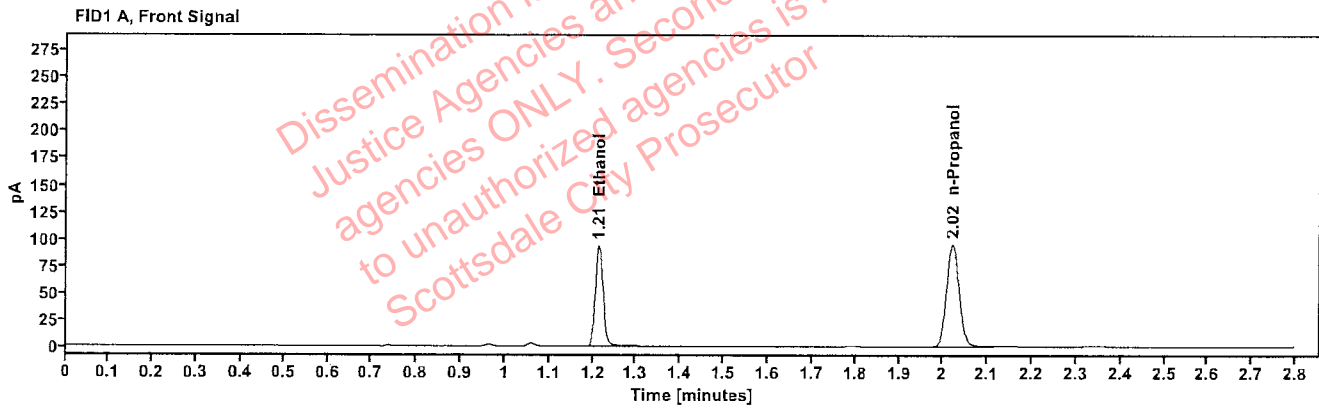


Table 1: FID 1 A (column DB-ALC1)

Compound	Amount (g/100mL)	Time (min)	Peak Area
>Ethanol	0.1816	1.214	119.372
n-Propanol	---	2.021	189.357

Table 2: FID 2 B (column DB-ALC2)

Compound	Time (min)	Peak Area
Ethanol	1.362	130.965
n-Propanol	2.444	205.533

### Scottsdale Police Department Crime Lab Volatiles Analysis

Sample:	2324385-2	Vial:	36
Description:	[REDACTED]	LIMS ID:	[REDACTED]
Method:	ethanol quant.M	Sequence:	30May24
Instrument:	US14173023 CN14160045	Injection date:	5/30/2024 3:17:08 PM
Data file:	C:\Chem32\1\Data\30May24\36.D	Analyst:	Abbott

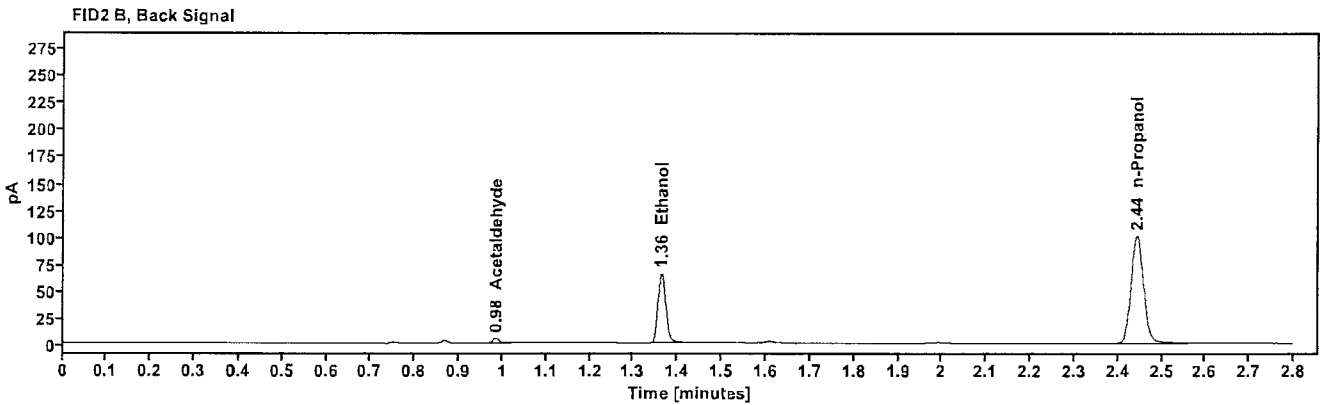
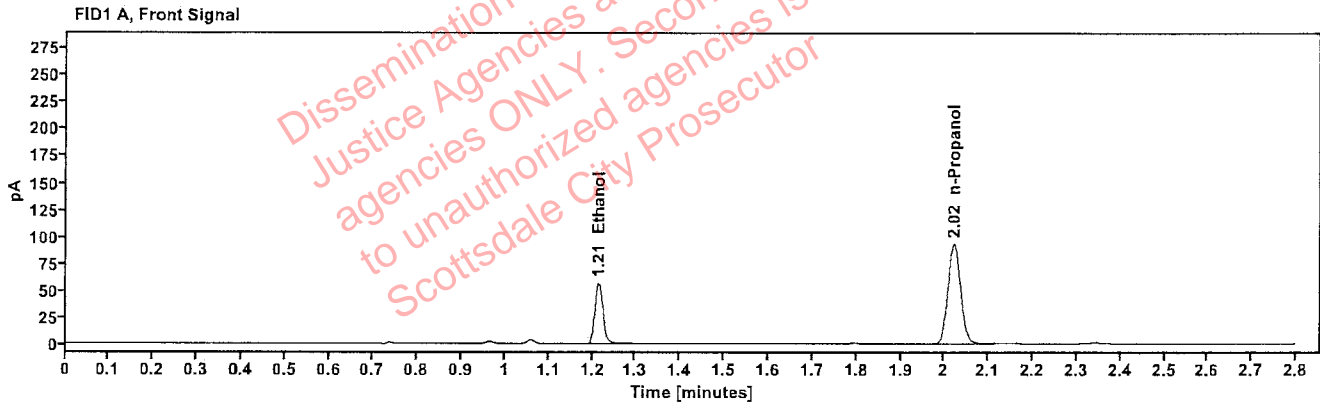


Table 1: FID 1 A (column DB-ALC1)

Compound	Amount (g/100mL)	Time (min)	Peak Area
>Ethanol	0.1134	1.214	72.461
n-Propanol	-----	2.021	185.078

Table 2: FID 2 B (column DB-ALC2)

Compound	Time (min)	Peak Area
Acetaldehyde	0.984	4.112
Ethanol	1.363	79.348
n-Propanol	2.444	201.162



### Scottsdale Police Department Crime Lab Volatiles Analysis

Sample:	2324385-2	Vial:	37
Description:	[REDACTED]	LIMS ID:	[REDACTED]
Method:	ethanol quant.M	Sequence:	30May24
Instrument:	US14173023 CN14160045	Injection date:	5/30/2024 3:21:22 PM
Data file:	C:\Chem32\1\Data\30May24\37.D	Analyst:	Abbott

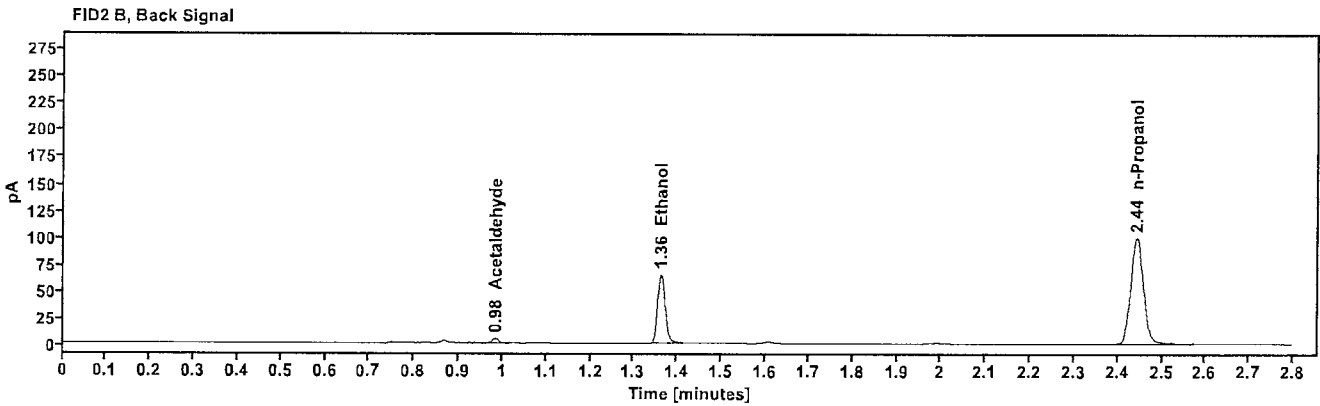
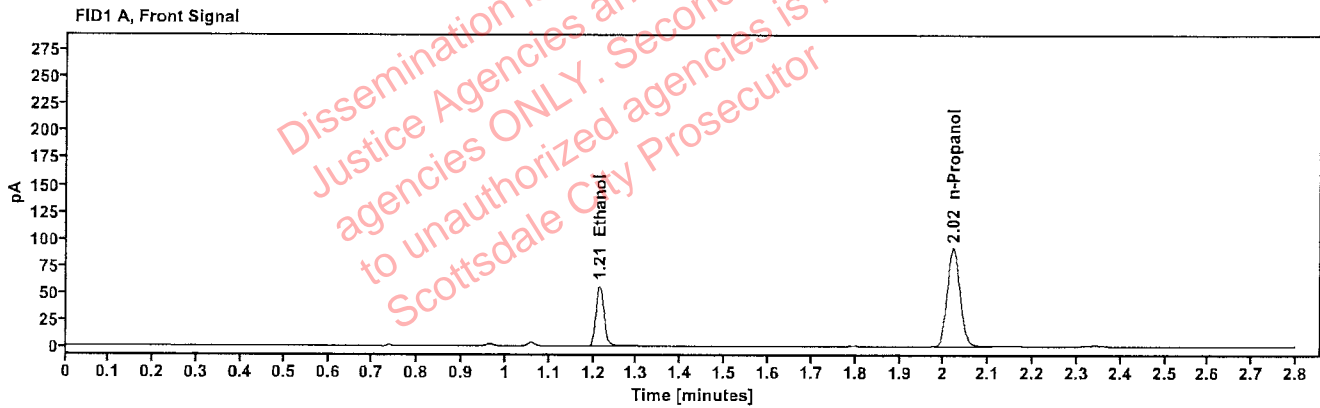


Table 1: FID 1 A (column DB-ALC1)

Compound	Amount (g/100mL)	Time (min)	Peak Area
>Ethanol	0.1144	1.214	71.863
n-Propanol	-----	2.021	181.972

Table 2: FID 2 B (column DB-ALC2)

Compound	Time (min)	Peak Area
Acetaldehyde	0.984	4.062
Ethanol	1.362	78.412
n-Propanol	2.443	197.907

### Scottsdale Police Department Crime Lab Volatiles Analysis

Sample:	2407185-1	Vial:	38
Description:	[REDACTED]	LIMS ID:	[REDACTED]
Method:	ethanol quant.M	Sequence:	30May24
Instrument:	US14173023 CN14160045	Injection date:	5/30/2024 3:25:22 PM
Data file:	C:\Chem32\1\Data\30May24\38.D	Analyst:	Abbott

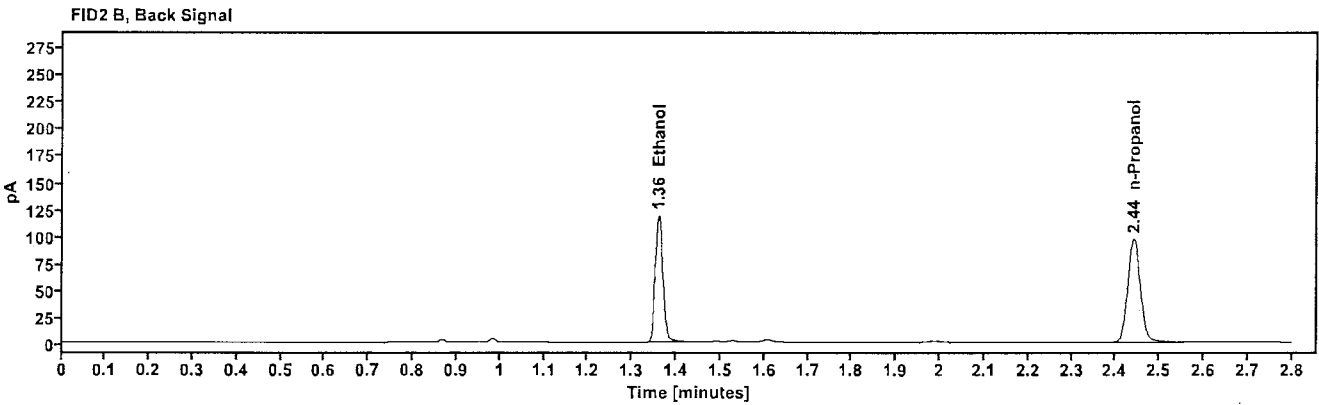
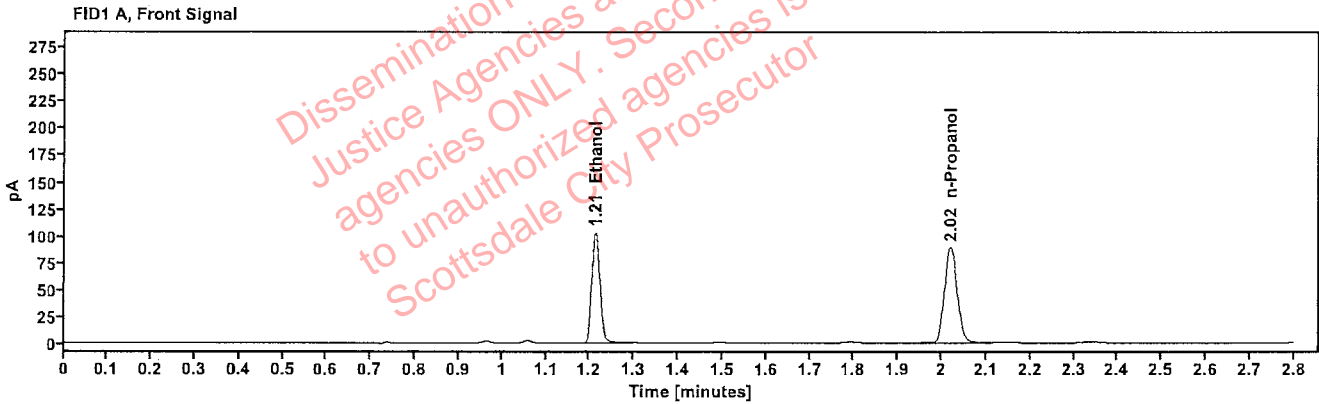


Table 1: FID 1 A (column DB-ALC1)

Compound	Amount (g/100mL)	Time (min)	Peak Area
>Ethanol	0.2092	1.212	130.432
n-Propanol	---	2.019	179.454

Table 2: FID 2 B (column DB-ALC2)

Compound	Time (min)	Peak Area
Ethanol	1.359	143.187
n-Propanol	2.441	193.099

### Scottsdale Police Department Crime Lab Volatiles Analysis

Sample:	2407185-1	Vial:	39
Description:	[REDACTED]	LIMS ID:	[REDACTED]
Method:	ethanol quant.M	Sequence:	30May24
Instrument:	US14173023 CN14160045	Injection date:	5/30/2024 3:29:22 PM
Data file:	C:\Chem32\1\Data\30May24\39.D	Analyst:	Abbott

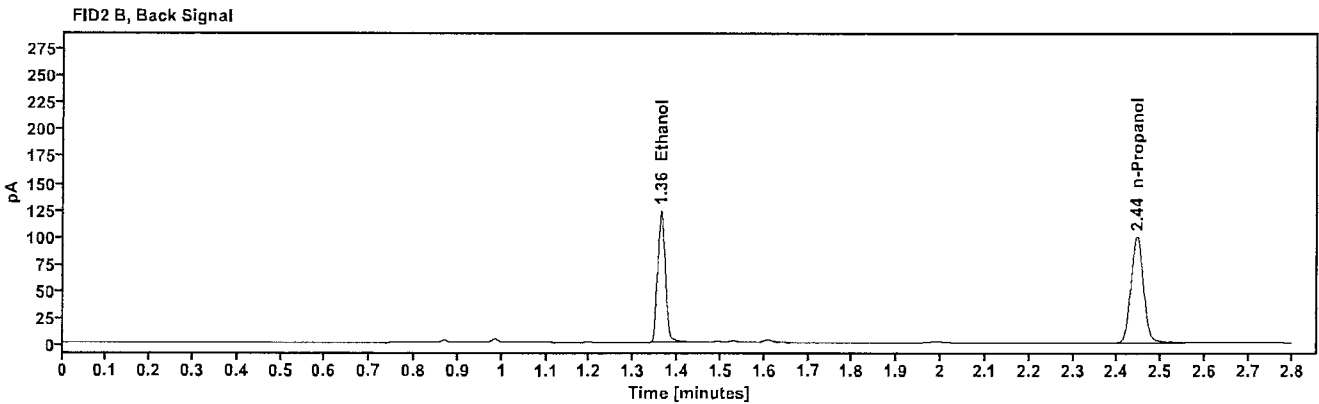
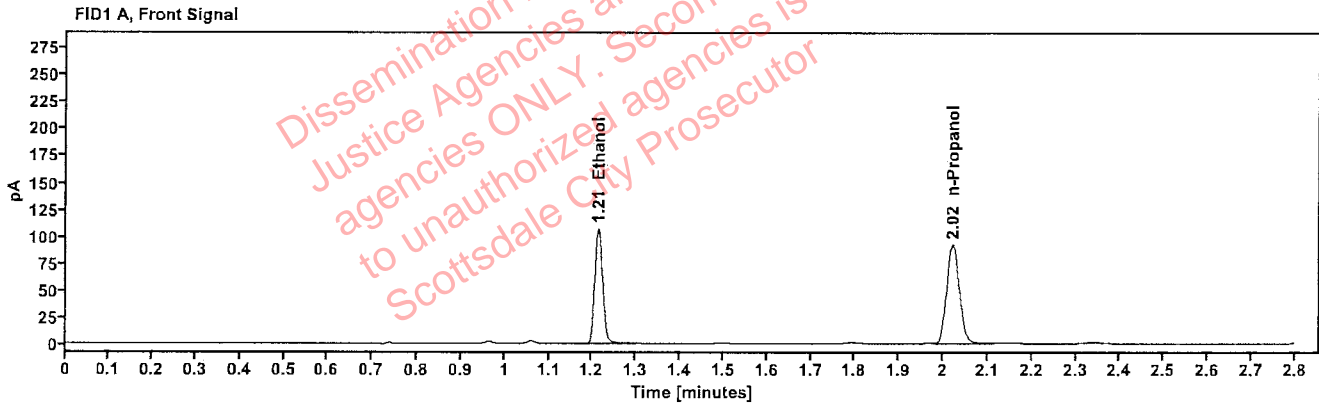


Table 1: FID 1 A (column DB-ALC1)

Compound	Amount (g/100mL)	Time (min)	Peak Area
>Ethanol	0.2132	1.213	136.286
n-Propanol	---	2.021	183.964

Table 2: FID 2 B (column DB-ALC2)

Compound	Time (min)	Peak Area
Ethanol	1.362	149.696
n-Propanol	2.444	198.147

### Scottsdale Police Department Crime Lab Volatiles Analysis

Sample:	2410582-1	Vial:	40
Description:	[REDACTED]	LIMS ID:	[REDACTED]
Method:	ethanol quant.M	Sequence:	30May24
Instrument:	US14173023 CN14160045	Injection date:	5/30/2024 3:33:22 PM
Data file:	C:\Chem32\1\Data\30May24\40.D	Analyst:	Abbott

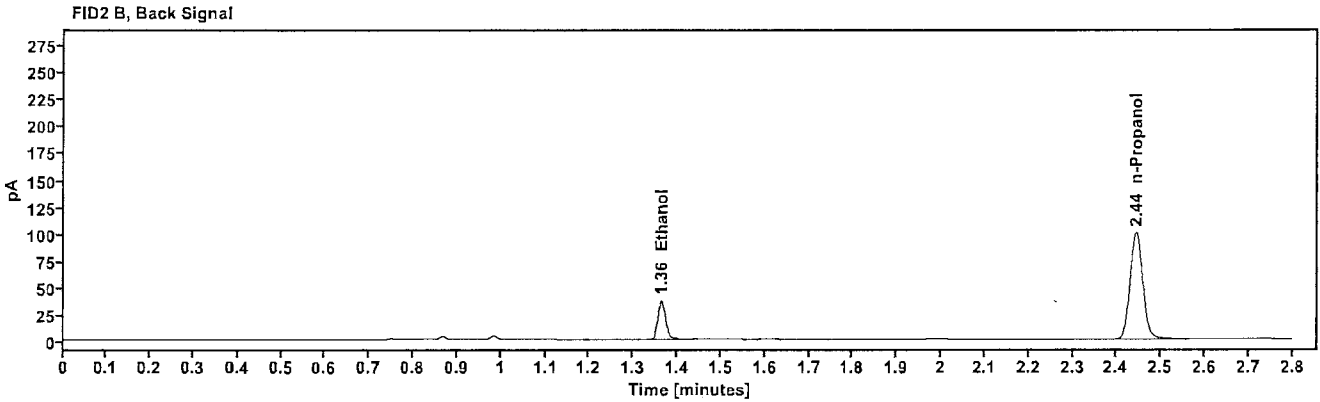
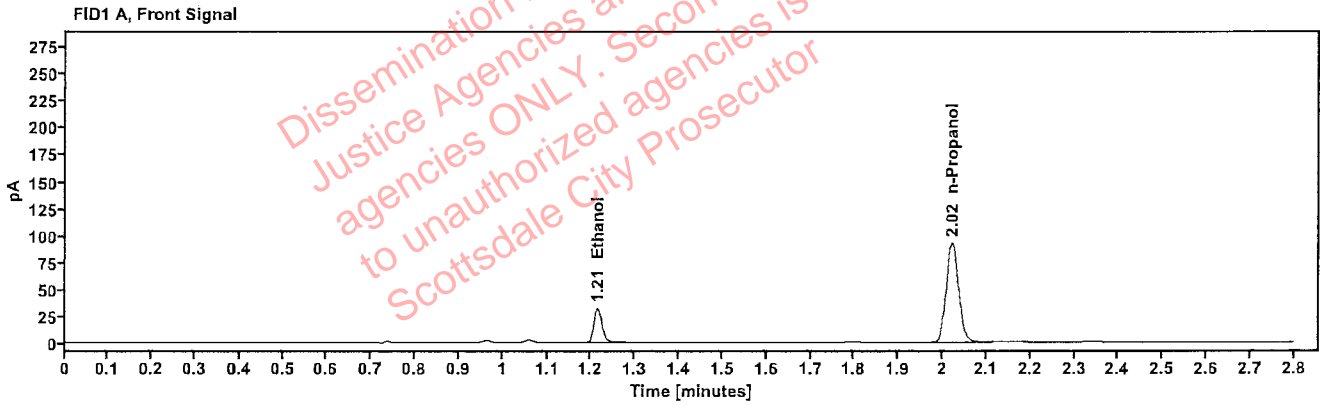


Table 1: FID 1 A (column DB-ALC1)

Compound	Amount (g/100mL)	Time (min)	Peak Area
>Ethanol	0.0653	1.215	41.023
n-Propanol	----	2.021	183.982

Table 2: FID 2 B (column DB-ALC2)

Compound	Time (min)	Peak Area
Ethanol	1.363	45.364
n-Propanol	2.444	199.662

### Scottsdale Police Department Crime Lab Volatiles Analysis

Sample:	2410582-1	Vial:	41
Description:	[REDACTED]	LIMS ID:	[REDACTED]
Method:	ethanol quant.M	Sequence:	30May24
Instrument:	US14173023 CN14160045	Injection date:	5/30/2024 3:37:21 PM
Data file:	C:\Chem32\1\Data\30May24\41.D	Analyst:	Abbott

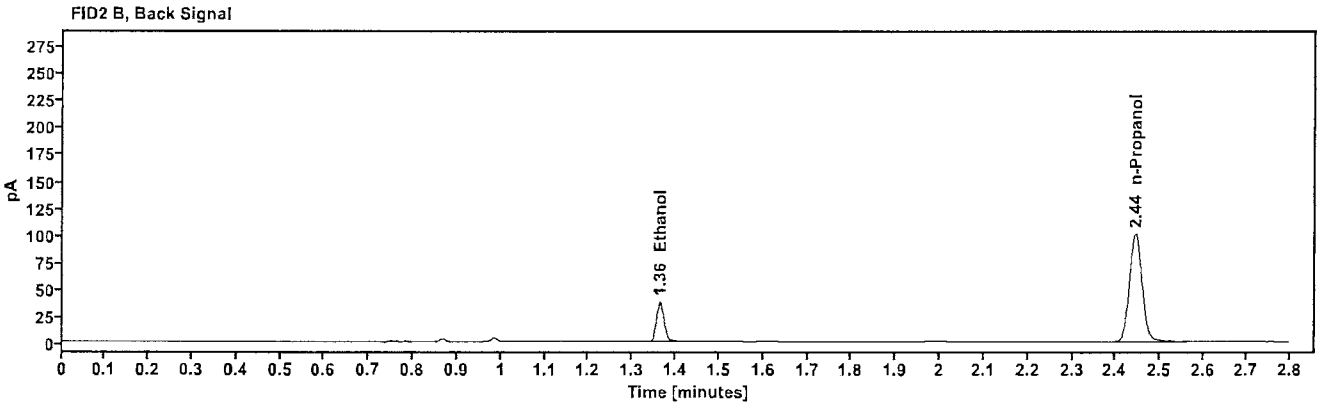
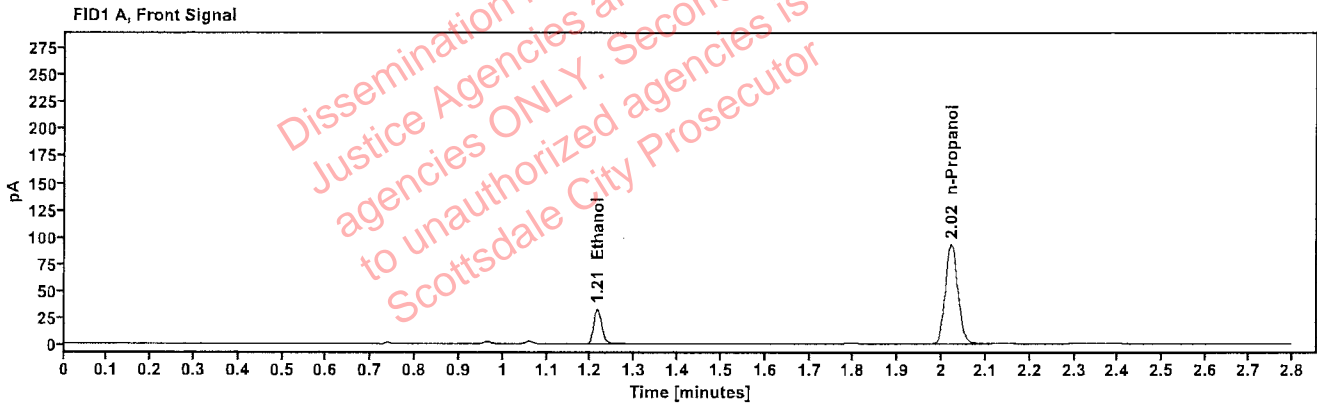


Table 1: FID 1 A (column DB-ALC1)

Compound	Amount (g/100mL)	Time (min)	Peak Area
>Ethanol	0.0658	1.215	41.508
n-Propanol	---	2.021	184.599

Table 2: FID 2 B (column DB-ALC2)

Compound	Time (min)	Peak Area
Ethanol	1.363	45.685
n-Propanol	2.444	200.472

### Scottsdale Police Department Crime Lab Volatiles Analysis

Sample:	2409726-2	Vial:	43
Description:	[REDACTED]	LIMS ID:	[REDACTED]
Method:	ethanol quant.M	Sequence:	30May24
Instrument:	US14173023 CN14160045	Injection date:	5/30/2024 3:45:37 PM
Data file:	C:\Chem32\1\Data\30May24\43.D	Analyst:	Abbott

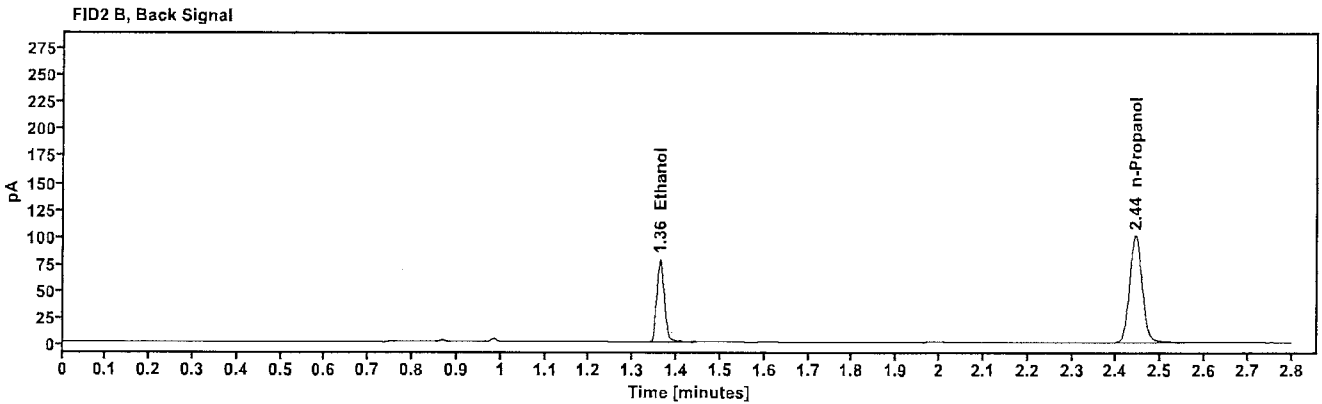
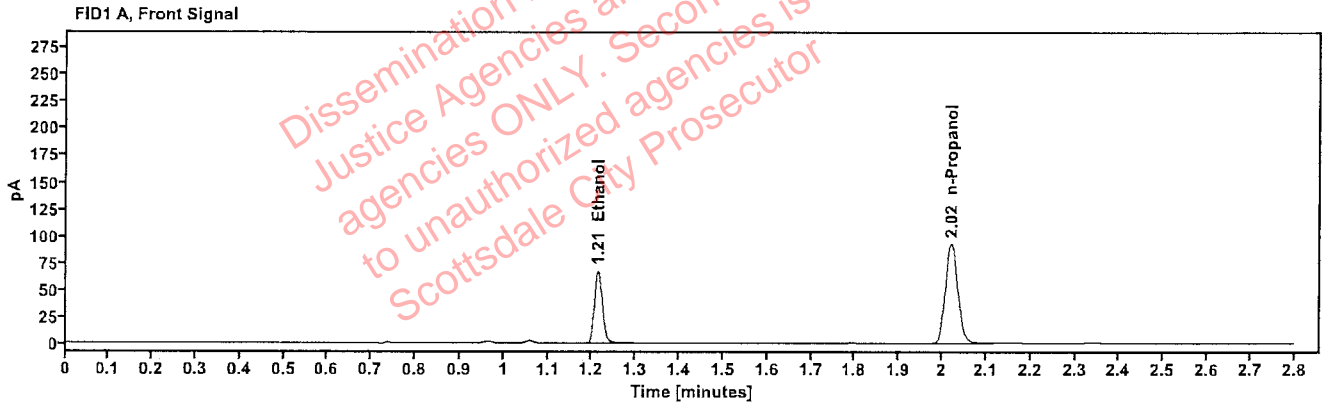


Table 1: FID 1 A (column DB-ALC1)

Compound	Amount (g/100mL)	Time (min)	Peak Area
>Ethanol	0.1350	1.213	86.018
n-Propanol	----	2.020	184.168

Table 2: FID 2 B (column DB-ALC2)

Compound	Time (min)	Peak Area
Ethanol	1.362	94.106
n-Propanol	2.443	199.588

## Scottsdale Police Department Crime Lab Volatiles Analysis

Sample:	2409726-2	Vial:	44
Description:	[REDACTED]	LIMS ID:	[REDACTED]
Method:	ethanol quant.M	Sequence:	30May24
Instrument:	US14173023 CN14160045	Injection date:	5/30/2024 3:49:37 PM
Data file:	C:\Chem32\1\Data\30May24\44.D	Analyst:	Abbott

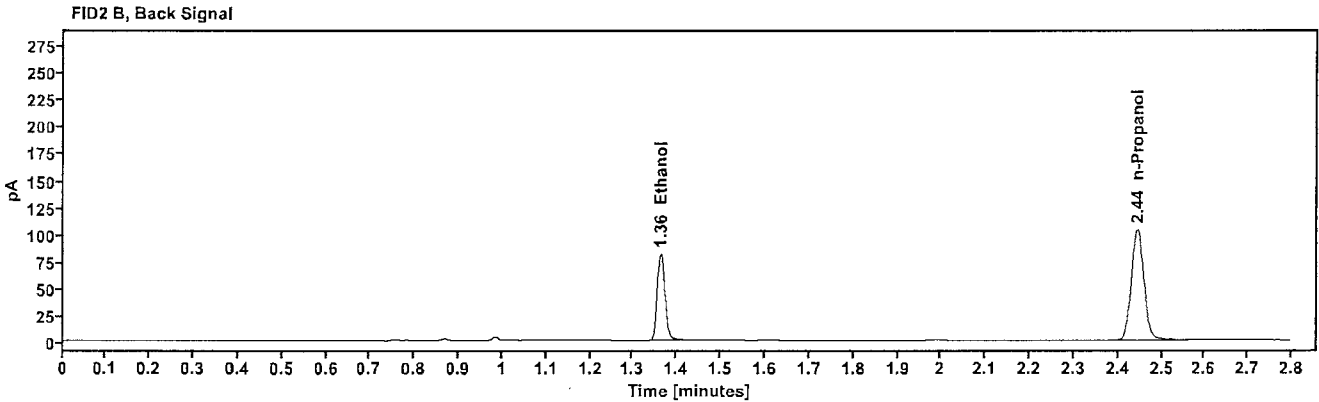
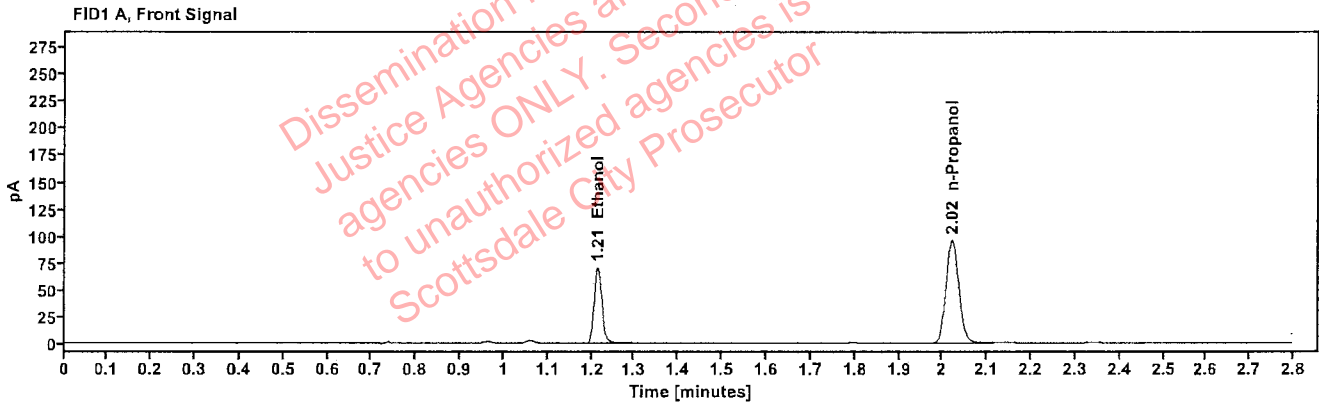


Table 1: FID 1 A (column DB-ALC1)

Compound	Amount (g/100mL)	Time (min)	Peak Area
>Ethanol	0.1368	1.214	90.374
n-Propanol	----	2.021	190.937

Table 2: FID 2 B (column DB-ALC2)

Compound	Time (min)	Peak Area
Ethanol	1.363	98.593
n-Propanol	2.444	207.200

### Scottsdale Police Department Crime Lab Volatiles Analysis

Sample:	2410746-1	Vial:	45
Description:	[REDACTED]	LIMS ID:	[REDACTED]
Method:	ethanol quant.M	Sequence:	30May24
Instrument:	US14173023 CN14160045	Injection date:	5/30/2024 3:53:38 PM
Data file:	C:\Chem32\1\Data\30May24\45.D	Analyst:	Abbott

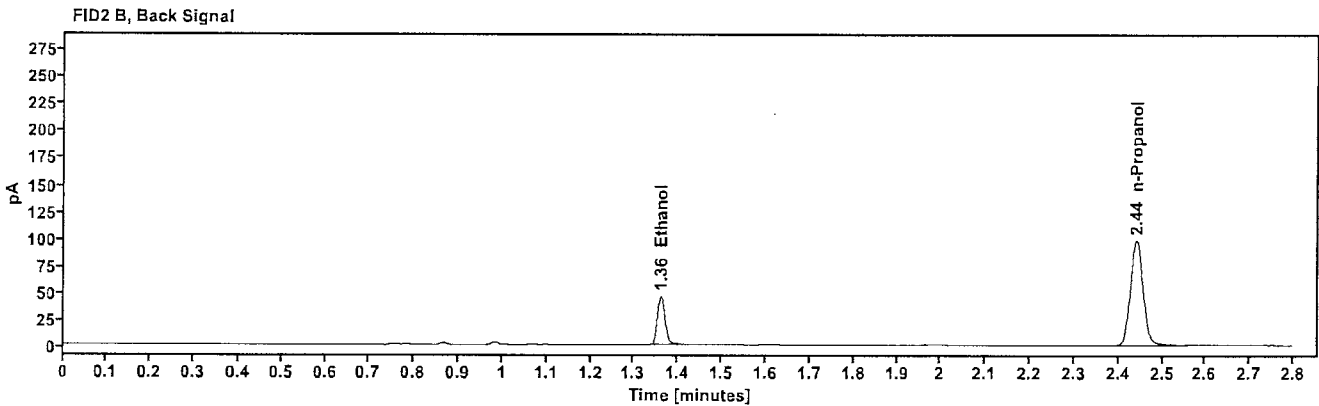
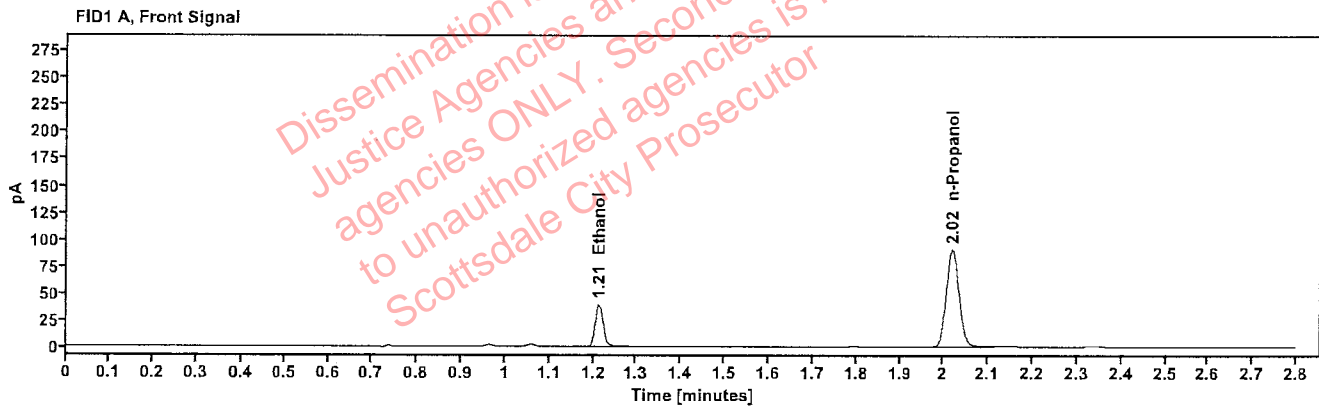


Table 1: FID 1 A (column DB-ALC1)

Compound	Amount (g/100mL)	Time (min)	Peak Area
>Ethanol	0.0814	1.213	50.394
n-Propanol	-----	2.019	180.294

Table 2: FID 2 B (column DB-ALC2)

Compound	Time (min)	Peak Area
Ethanol	1.360	55.043
n-Propanol	2.441	195.954



### Scottsdale Police Department Crime Lab Volatiles Analysis

Sample:	2410746-1	Vial:	46
Description:	[REDACTED]	LIMS ID:	[REDACTED]
Method:	ethanol quant.M	Sequence:	30May24
Instrument:	US14173023 CN14160045	Injection date:	5/30/2024 3:57:37 PM
Data file:	C:\Chem32\1\Data\30May24\46.D	Analyst:	Abbott

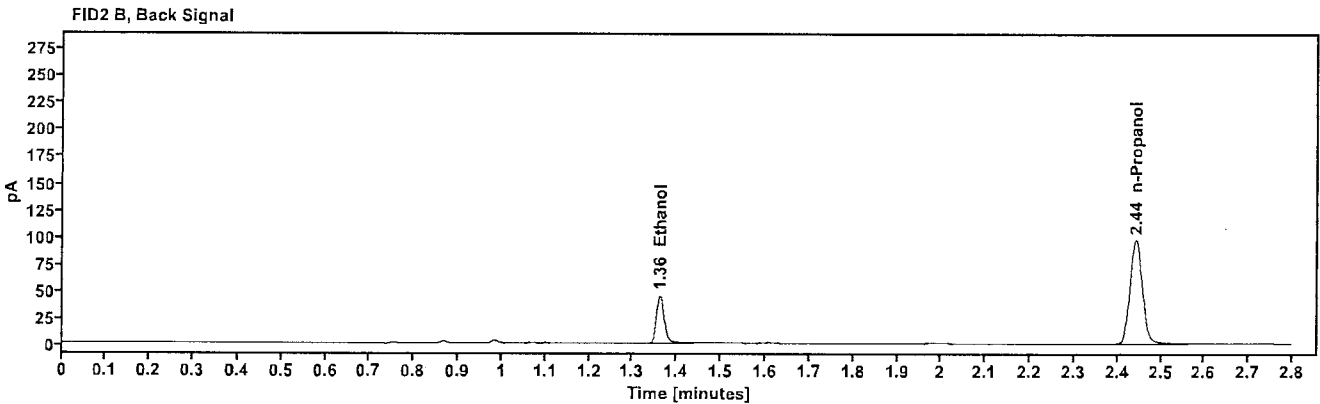
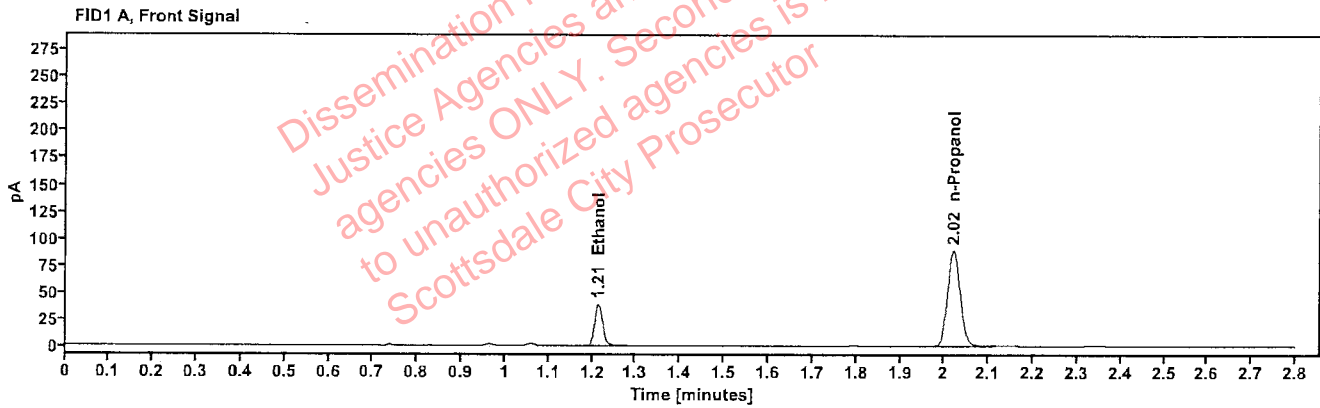


Table 1: FID 1 A (column DB-ALC1)

Compound	Amount (g/100mL)	Time (min)	Peak Area
>Ethanol	0.0812	1.214	49.479
n-Propanol	----	2.020	177.538

Table 2: FID 2 B (column DB-ALC2)

Compound	Time (min)	Peak Area
Ethanol	1.362	54.129
n-Propanol	2.442	193.073

### Scottsdale Police Department Crime Lab Volatiles Analysis

Sample:	2410787-2	Vial:	47
Description:	[REDACTED]	LIMS ID:	[REDACTED]
Method:	ethanol quant.M	Sequence:	30May24
Instrument:	US14173023 CN14160045	Injection date:	5/30/2024 4:01:37 PM
Data file:	C:\Chem32\1\Data\30May24\47.D	Analyst:	Abbott

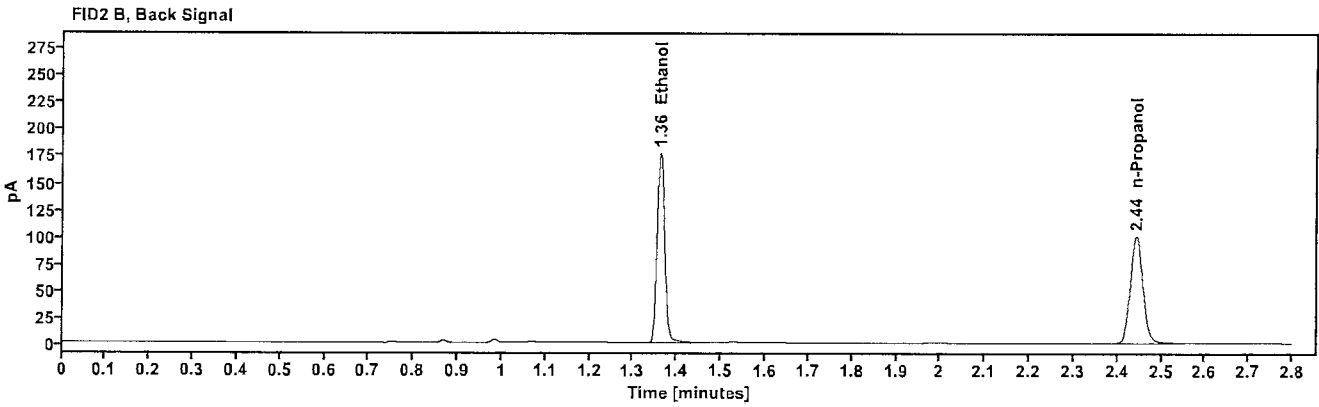
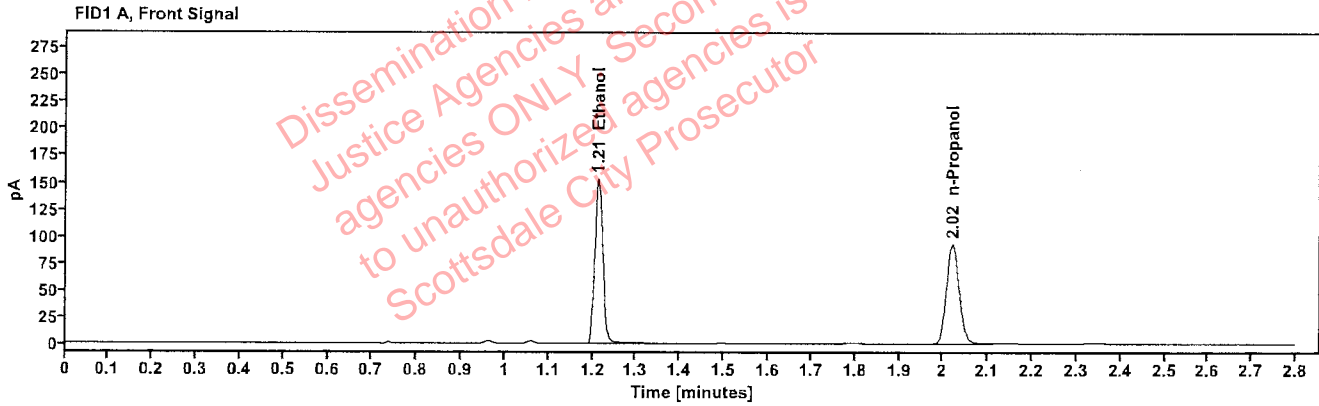


Table 1: FID 1 A (column DB-ALC1)

Compound	Amount (g/100mL)	Time (min)	Peak Area
>Ethanol	0.3031	1.213	194.857
n-Propanol	----	2.021	184.548

Table 2: FID 2 B (column DB-ALC2)

Compound	Time (min)	Peak Area
Ethanol	1.362	215.174
n-Propanol	2.443	199.835

### Scottsdale Police Department Crime Lab Volatiles Analysis

Sample:	2410787-2	Vial:	48
Description:	[REDACTED]	LIMS ID:	[REDACTED]
Method:	ethanol quant.M	Sequence:	30May24
Instrument:	US14173023 CN14160045	Injection date:	5/30/2024 4:05:37 PM
Data file:	C:\Chem32\1\Data\30May24\48.D	Analyst:	Abbott

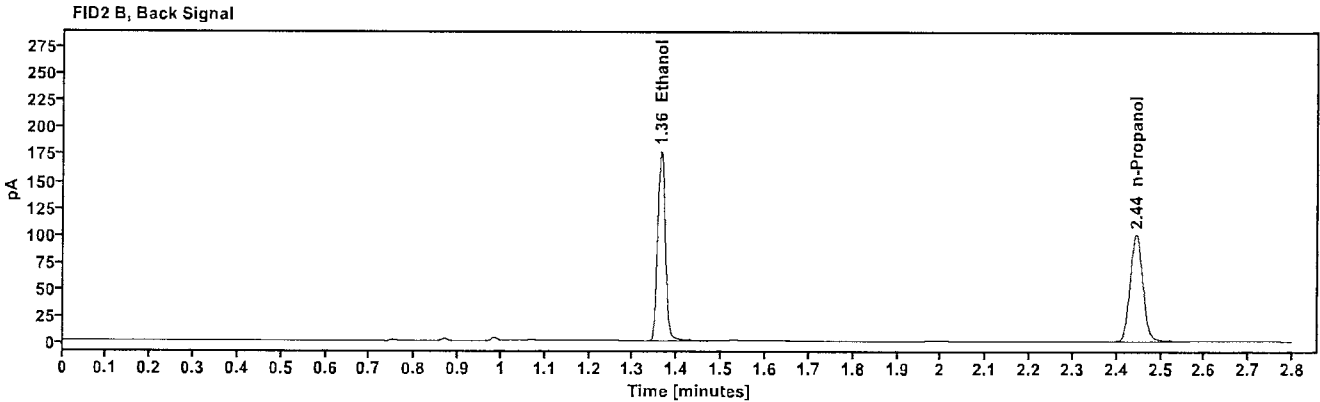
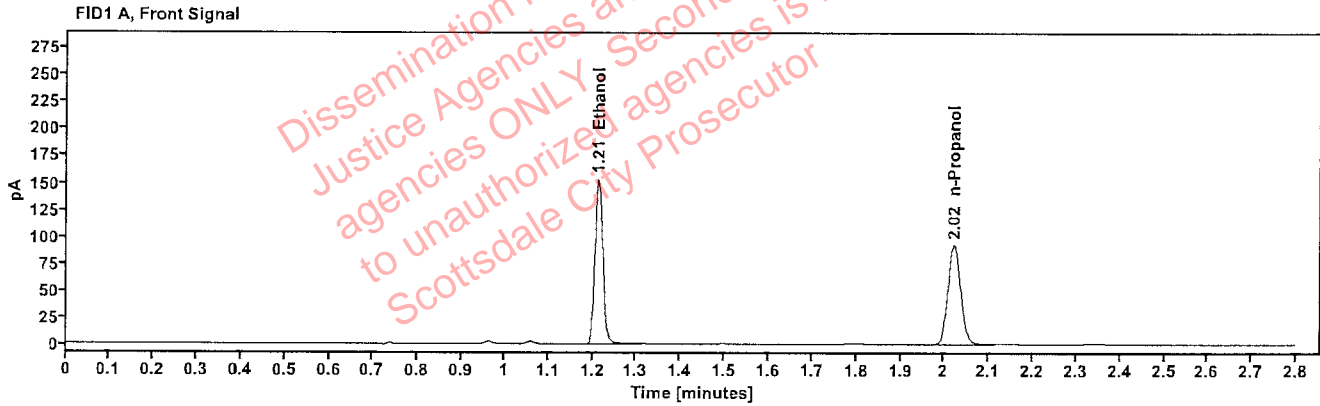


Table 1: FID 1 A (column DB-ALC1)

Compound	Amount (g/100mL)	Time (min)	Peak Area
>Ethanol	0.3049	1.213	195.436
n-Propanol	---	2.021	184.014

Table 2: FID 2 B (column DB-ALC2)

Compound	Time (min)	Peak Area
Ethanol	1.362	216.100
n-Propanol	2.444	199.333

### Scottsdale Police Department Crime Lab Volatiles Analysis

Sample:	2410647-2	Vial:	49
Description:	[REDACTED]	LIMS ID:	[REDACTED]
Method:	ethanol quant.M	Sequence:	30May24
Instrument:	US14173023 CN14160045	Injection date:	5/30/2024 4:09:52 PM
Data file:	C:\Chem32\11\Data\30May24\49.D	Analyst:	Abbott

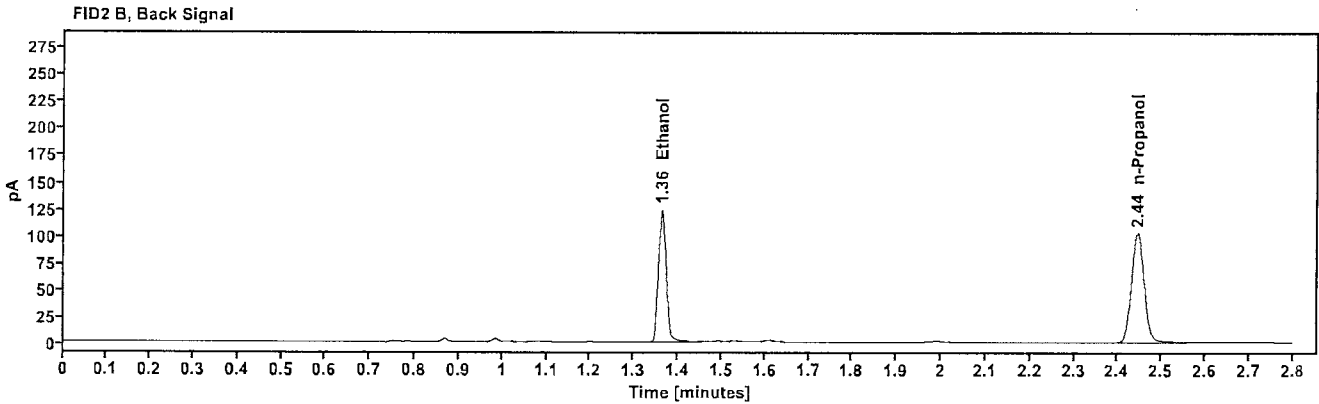
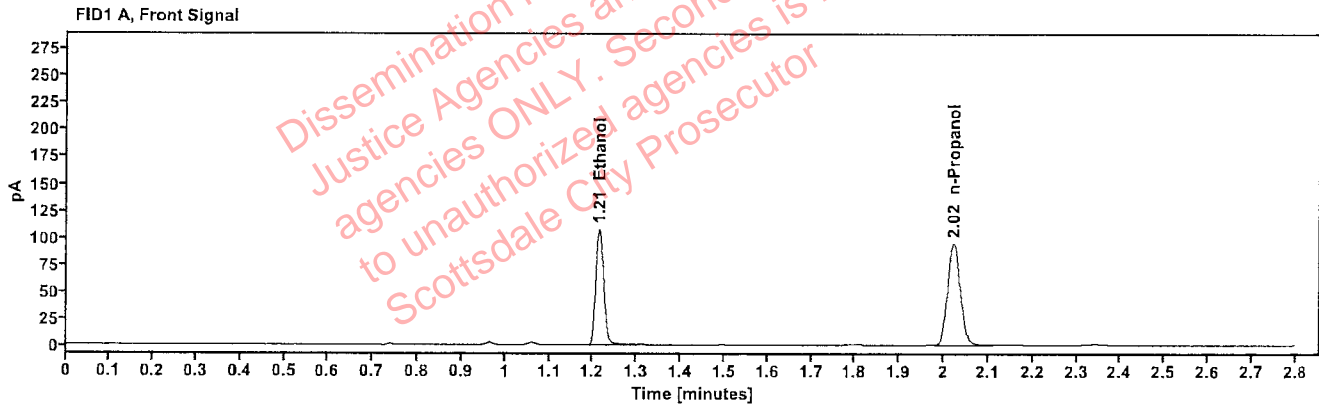


Table 1: FID 1 A (column DB-ALC1)

Compound	Amount (g/100mL)	Time (min)	Peak Area
>Ethanol	0.2085	1.214	137.327
n-Propanol	----	2.022	189.555

Table 2: FID 2 B (column DB-ALC2)

Compound	Time (min)	Peak Area
Ethanol	1.363	151.807
n-Propanol	2.444	204.378

### Scottsdale Police Department Crime Lab Volatiles Analysis

Sample:	2410647-2	Vial:	50
Description:	[REDACTED]	LIMS ID:	[REDACTED]
Method:	ethanol quant.M	Sequence:	30May24
Instrument:	US14173023 CN14160045	Injection date:	5/30/2024 4:13:52 PM
Data file:	C:\Chem32\1\Data\30May24\50.D	Analyst:	Abbott

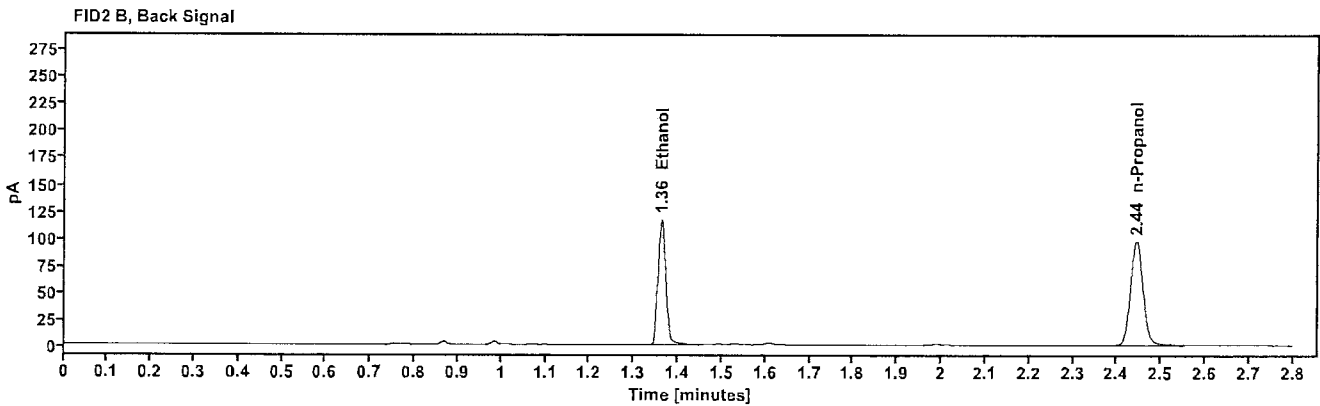
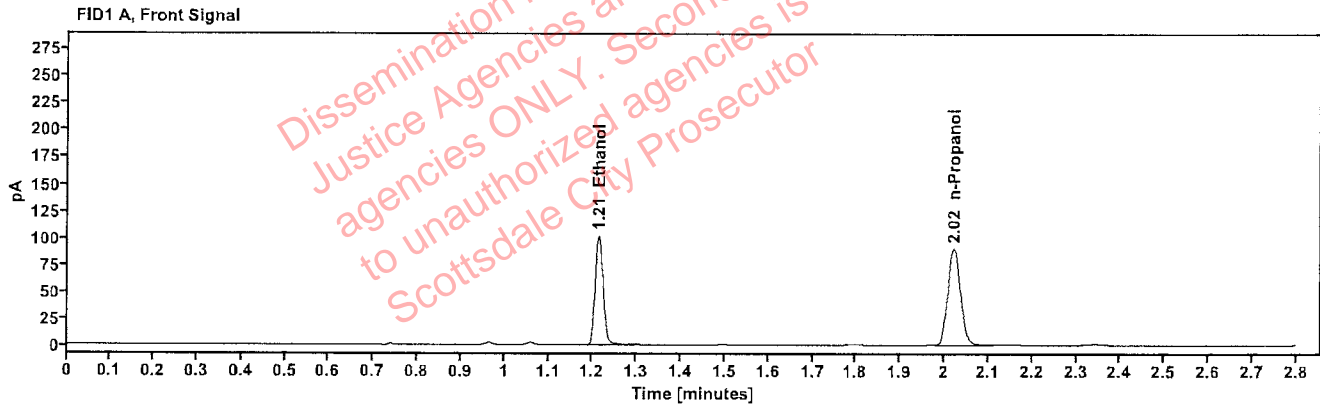


Table 1: FID 1 A (column DB-ALC1)

Compound	Amount (g/100mL)	Time (min)	Peak Area
>Ethanol	0.2068	1.213	129.505
n-Propanol	-----	2.021	180.230

Table 2: FID 2 B (column DB-ALC2)

Compound	Time (min)	Peak Area
Ethanol	1.362	142.272
n-Propanol	2.443	194.009

### Scottsdale Police Department Crime Lab Volatiles Analysis

Sample:	2400338-2	Vial:	51
Description:	[REDACTED]	LIMS ID:	[REDACTED]
Method:	ethanol quant.M	Sequence:	30May24
Instrument:	US14173023 CN14160045	Injection date:	5/30/2024 4:17:52 PM
Data file:	C:\Chem32\1\Data\30May24\51.D	Analyst:	Abbott

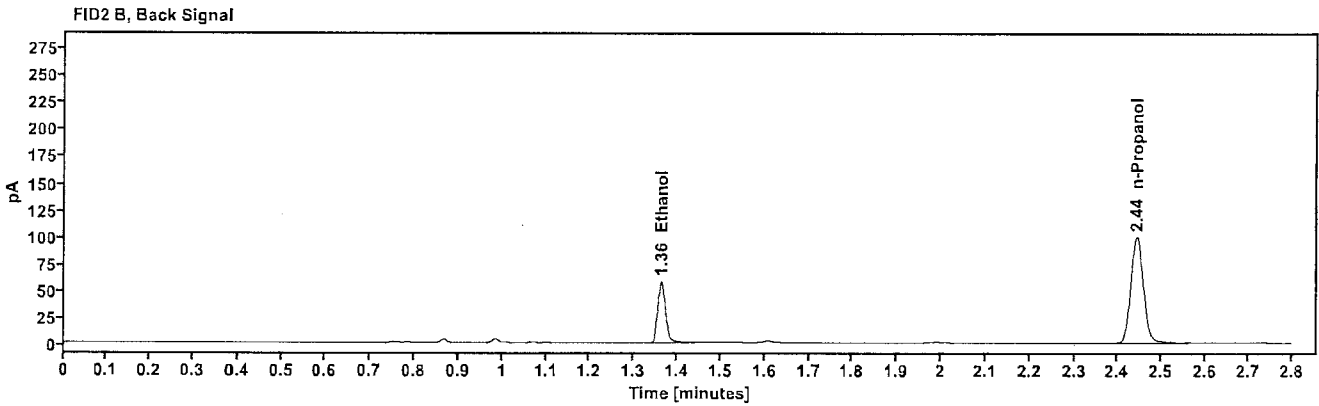
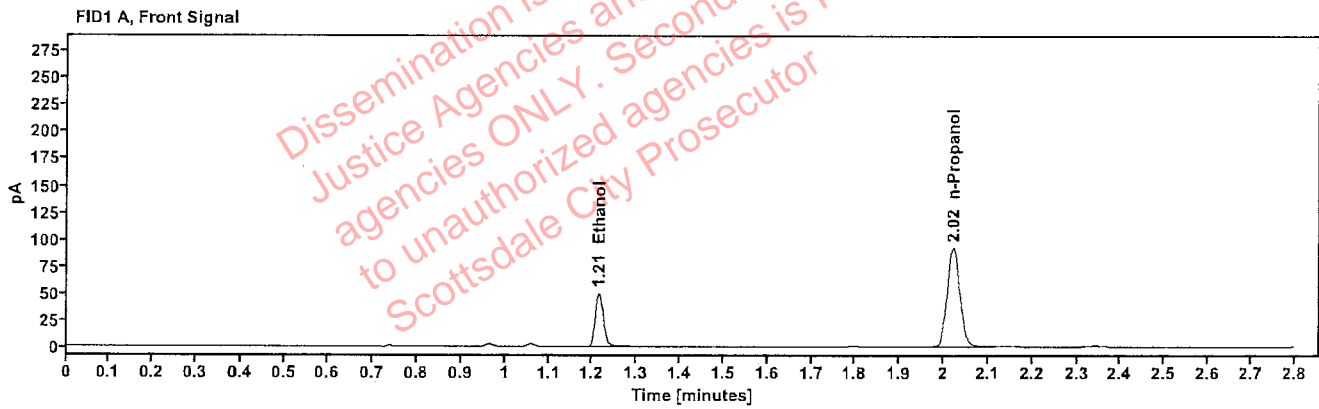


Table 1: FID 1 A (column DB-ALC1)

Compound	Amount (g/100mL)	Time (min)	Peak Area
>Ethanol	0.1015	1.214	63.954
n-Propanol	---	2.021	182.865

Table 2: FID 2 B (column DB-ALC2)

Compound	Time (min)	Peak Area
Ethanol	1.363	70.000
n-Propanol	2.444	198.774

### Scottsdale Police Department Crime Lab Volatiles Analysis

Sample:	2400338-2	Vial:	52
Description:	[REDACTED]	LIMS ID:	[REDACTED]
Method:	ethanol quant.M	Sequence:	30May24
Instrument:	US14173023 CN14160045	Injection date:	5/30/2024 4:21:52 PM
Data file:	C:\Chem32\1\Data\30May24\52.D	Analyst:	Abbott

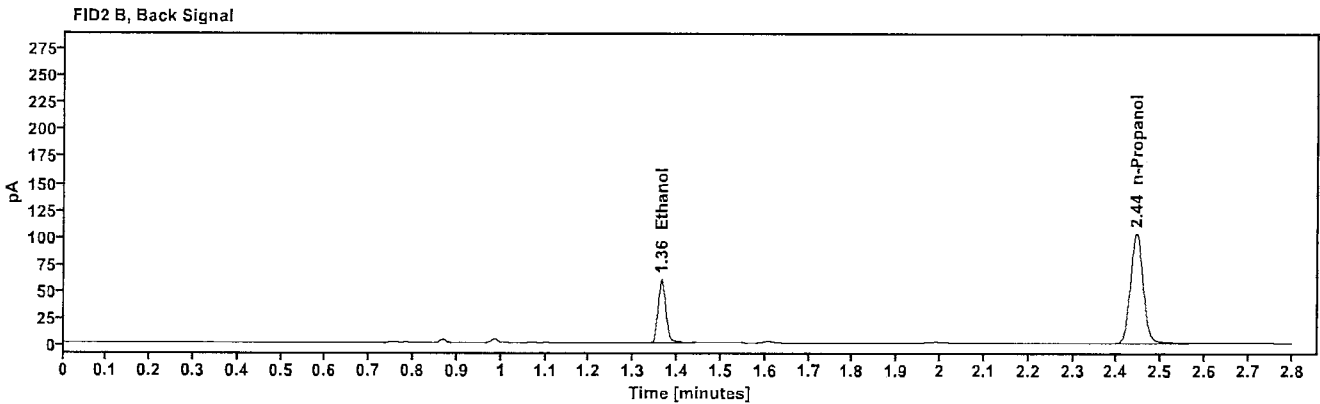
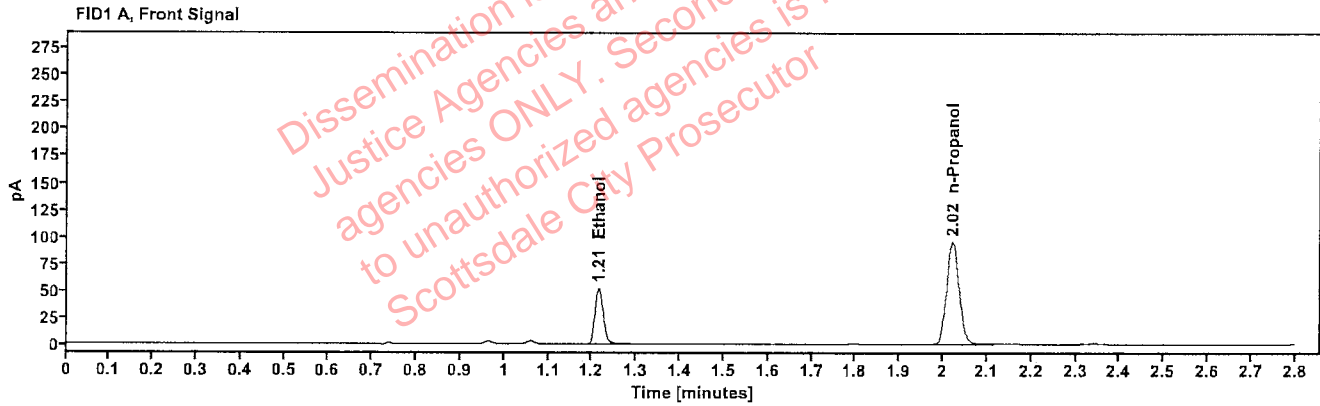


Table 1: FID 1 A (column DB-ALC1)

Compound	Amount (g/100mL)	Time (min)	Peak Area
>Ethanol	0.1016	1.214	66.646
n-Propanol	-----	2.021	190.278

Table 2: FID 2 B (column DB-ALC2)

Compound	Time (min)	Peak Area
Ethanol	1.363	73.024
n-Propanol	2.444	205.627

### Scottsdale Police Department Crime Lab Volatiles Analysis

Sample:	VIAL000220	Vial:	54
Description:	[REDACTED]	LIMS ID:	[REDACTED]
Method:	ethanol quant.M	Sequence:	30May24
Instrument:	US14173023 CN14160045	Injection date:	5/30/2024 4:29:52 PM
Data file:	C:\Chem32\1\Data\30May24\54.D	Analyst:	Abbott

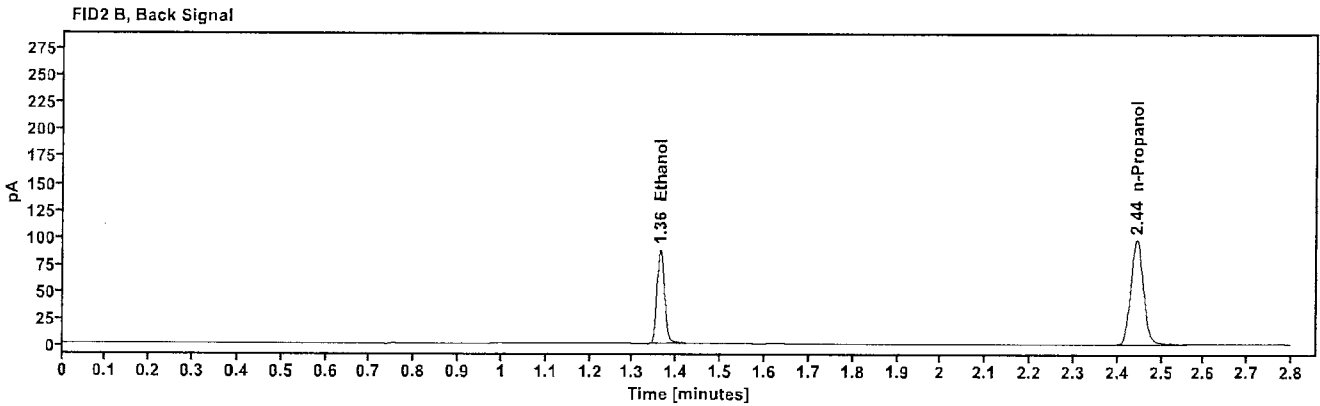
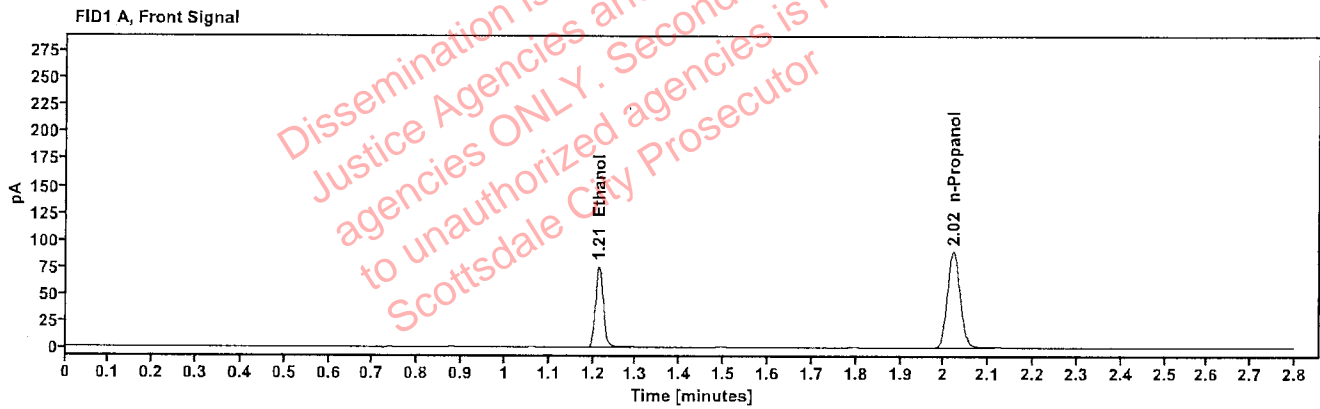


Table 1: FID 1 A (column DB-ALC1)

Compound	Amount (g/100mL)	Time (min)	Peak Area
>Ethanol	0.1546	1.214	96.380
n-Propanol	-----	2.021	179.927

Table 2: FID 2 B (column DB-ALC2)

Compound	Time (min)	Peak Area
Ethanol	1.362	105.390
n-Propanol	2.443	194.846



### Scottsdale Police Department Crime Lab Volatiles Analysis

Sample:	VIAL000220	Vial:	55
Description:	[REDACTED]	LIMS ID:	[REDACTED]
Method:	ethanol quant.M	Sequence:	30May24
Instrument:	US14173023 CN14160045	Injection date:	5/30/2024 4:34:07 PM
Data file:	C:\Chem32\1\Data\30May24\55.D	Analyst:	Abbott

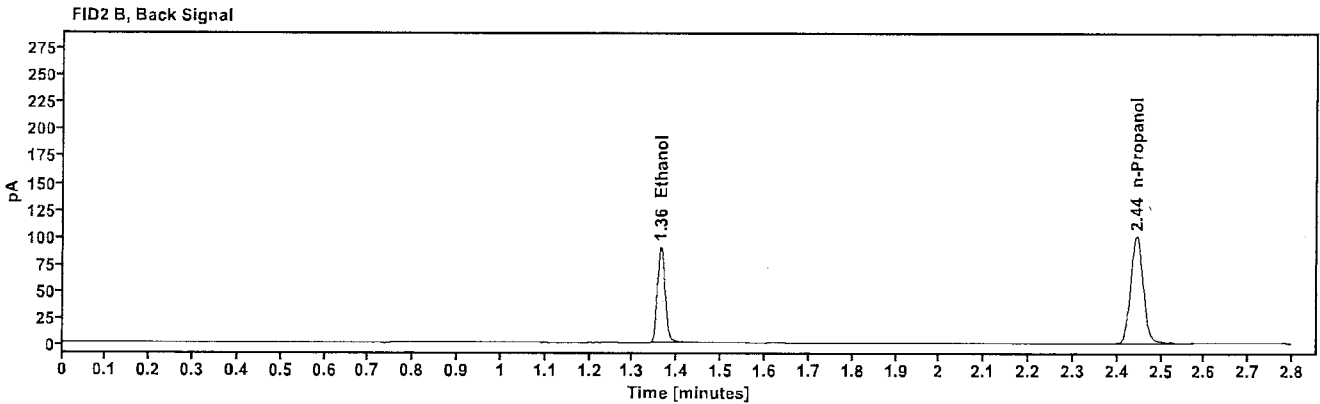
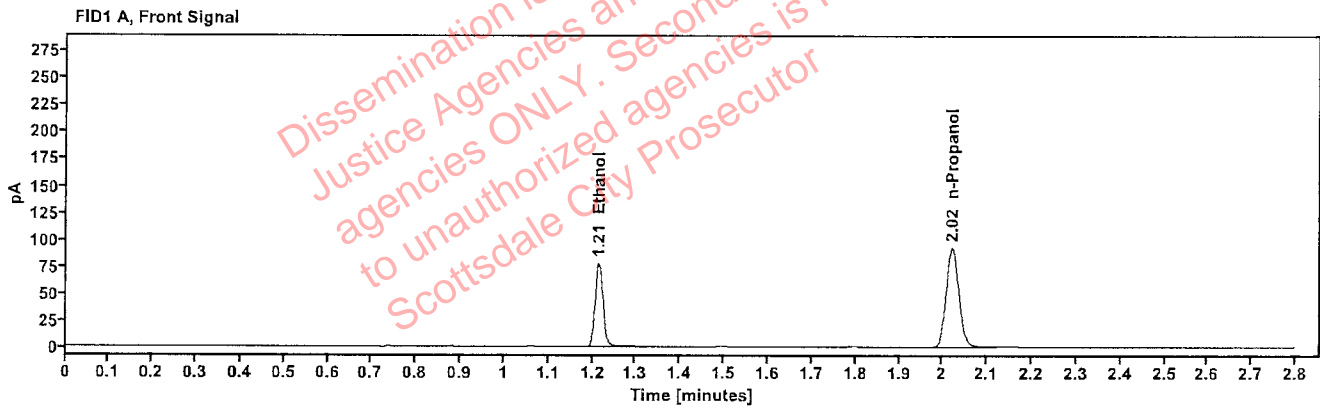


Table 1: FID 1 A (column DB-ALC1)

Compound	Amount (g/100mL)	Time (min)	Peak Area
>Ethanol	0.1551	1.214	99.544
n-Propanol	----	2.021	185.132

Table 2: FID 2 B (column DB-ALC2)

Compound	Time (min)	Peak Area
Ethanol	1.363	108.471
n-Propanol	2.444	200.735

### Scottsdale Police Department Crime Lab Volatiles Analysis

Sample:	VIAL000175	Vial:	56
Description:		LIMS ID:	
Method:	ethanol quant.M	Sequence:	30May24
Instrument:	US14173023 CN14160045	Injection date:	5/30/2024 4:38:07 PM
Data file:	C:\Chem32\1\Data\30May24\56.D	Analyst:	Abbott

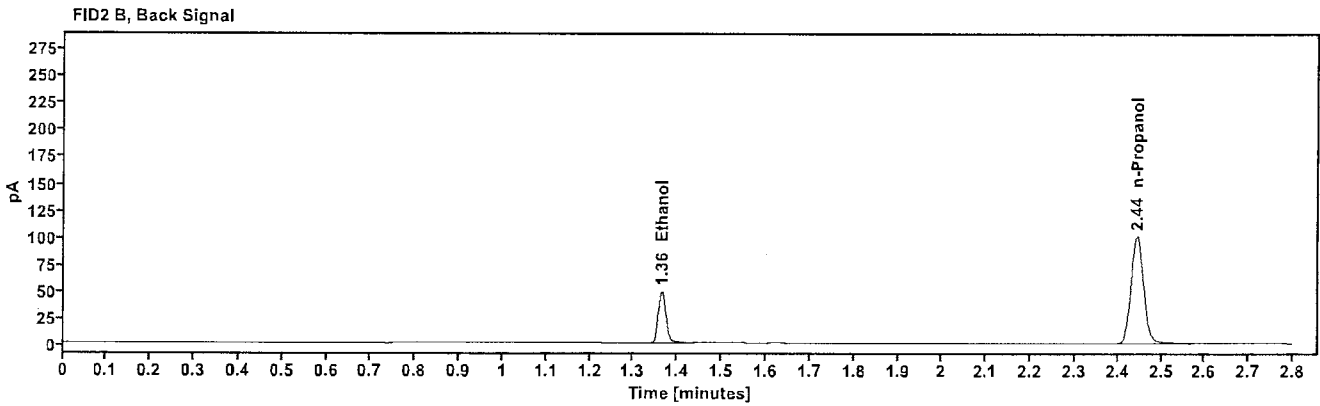
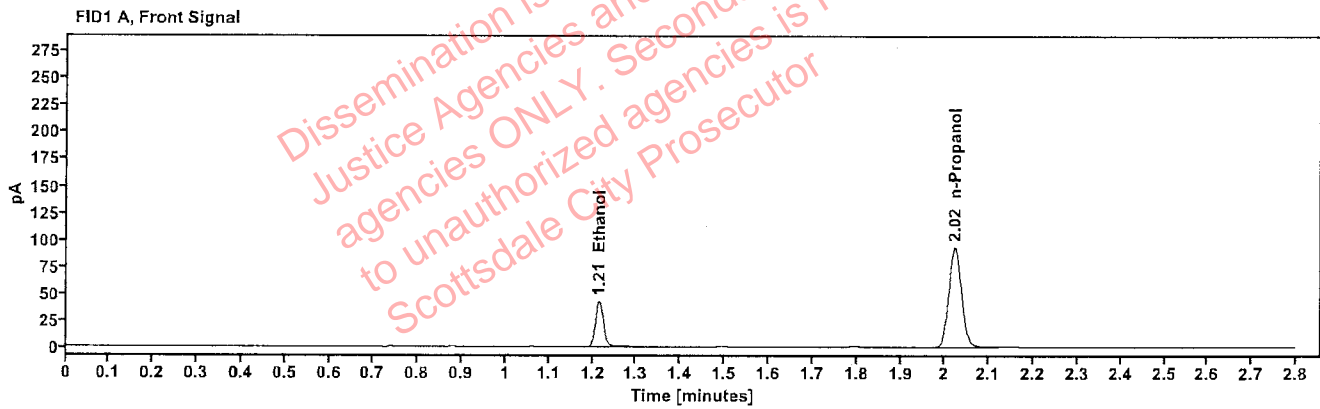


Table 1: FID 1 A (column DB-ALC1)

Compound	Amount (g/100mL)	Time (min)	Peak Area
>Ethanol	0.0851	1.215	54.401
n-Propanol	-----	2.022	186.055

Table 2: FID 2 B (column DB-ALC2)

Compound	Time (min)	Peak Area
Ethanol	1.364	59.289
n-Propanol	2.444	201.379

### Scottsdale Police Department Crime Lab Volatiles Analysis

Sample:	VIAL000175	Vial:	57
Description:		LIMS ID:	
Method:	ethanol quant.M	Sequence:	30May24
Instrument:	US14173023 CN14160045	Injection date:	5/30/2024 4:42:06 PM
Data file:	C:\Chem32\1\Data\30May24\57.D	Analyst:	Abbott

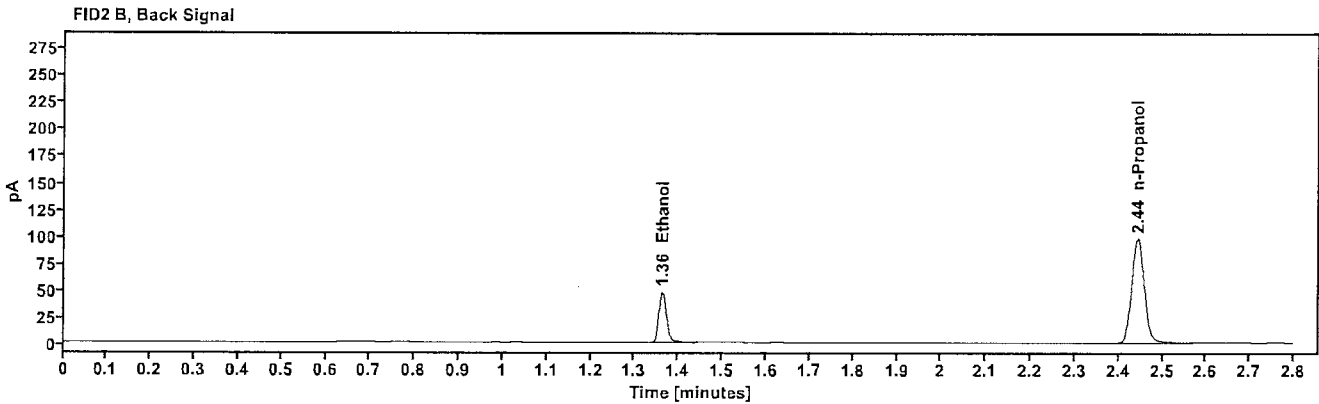
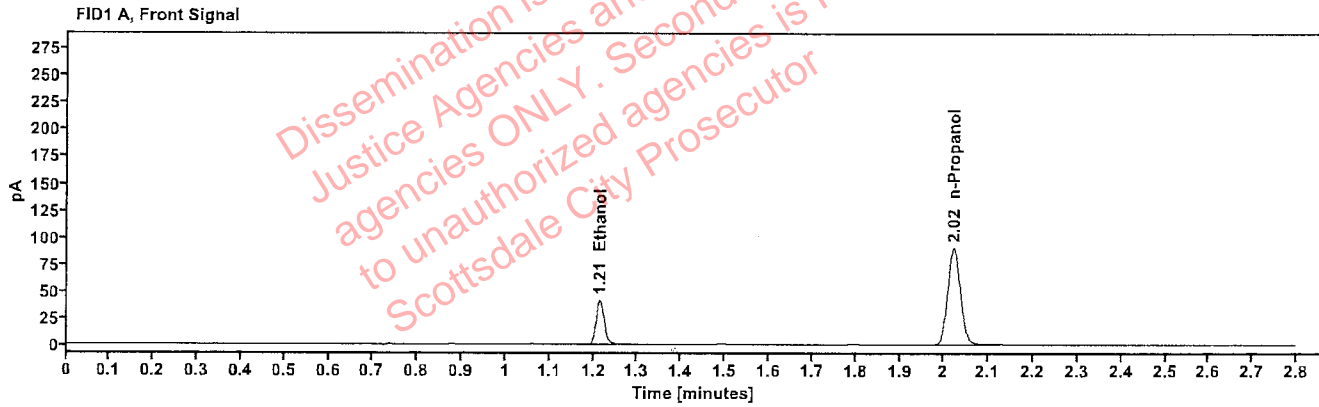


Table 1: FID 1 A (column DB-ALC1)

Compound	Amount (g/100mL)	Time (min)	Peak Area
>Ethanol	0.0847	1.214	52.415
n-Propanol	---	2.021	180.101

Table 2: FID 2 B (column DB-ALC2)

Compound	Time (min)	Peak Area
Ethanol	1.363	57.095
n-Propanol	2.444	194.994

### Scottsdale Police Department Crime Lab Volatiles Analysis

Sample:	VIAL000118	Vial:	58
Description:	[REDACTED]	LIMS ID:	[REDACTED]
Method:	ethanol quant.M	Sequence:	30May24
Instrument:	US14173023 CN14160045	Injection date:	5/30/2024 4:46:07 PM
Data file:	C:\Chem32\1\Data\30May24\58.D	Analyst:	Abbott

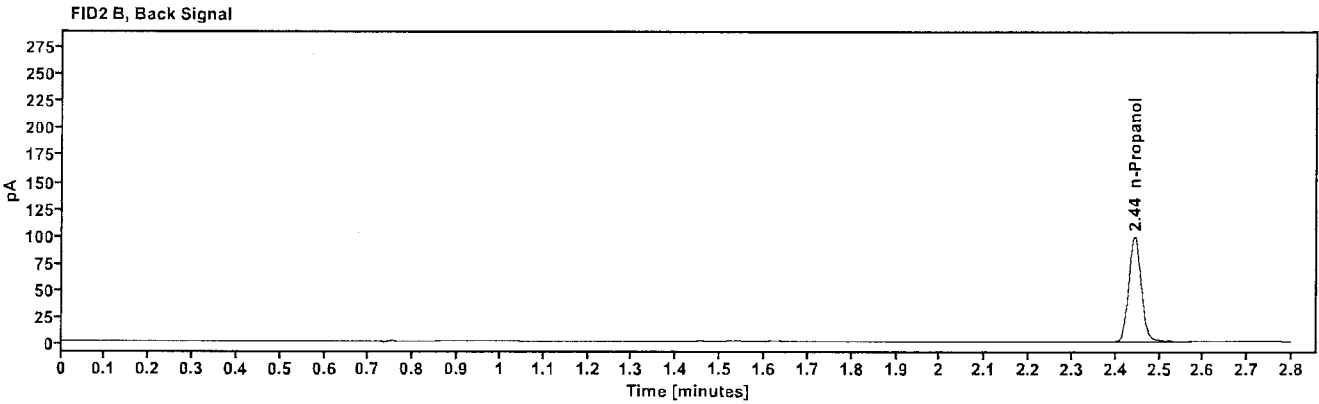
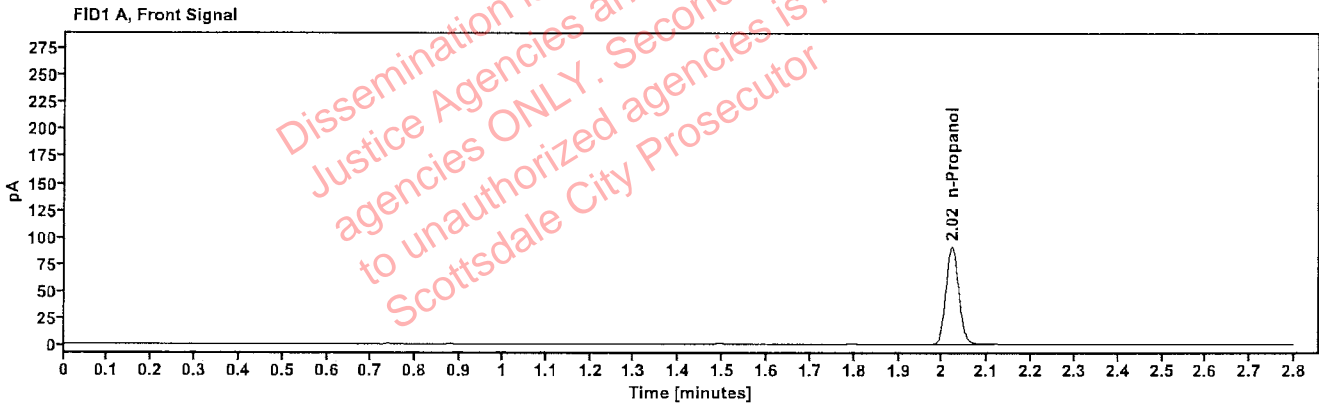


Table 1: FID 1 A (column DB-ALC1)

Compound	Amount (g/100mL)	Time (min)	Peak Area
n-Propanol	-----	2.021	181.635

Table 2: FID 2 B (column DB-ALC2)

Compound	Time (min)	Peak Area
n-Propanol	2.444	196.924

### Scottsdale Police Department Crime Lab Volatiles Analysis

Sample:	VIAL000118	Vial:	59
Description:	[REDACTED]	LIMS ID:	[REDACTED]
Method:	ethanol quant.M	Sequence:	30May24
Instrument:	US14173023 CN14160045	Injection date:	5/30/2024 4:50:06 PM
Data file:	C:\Chem32\1\Data\30May24\59.D	Analyst:	Abbott

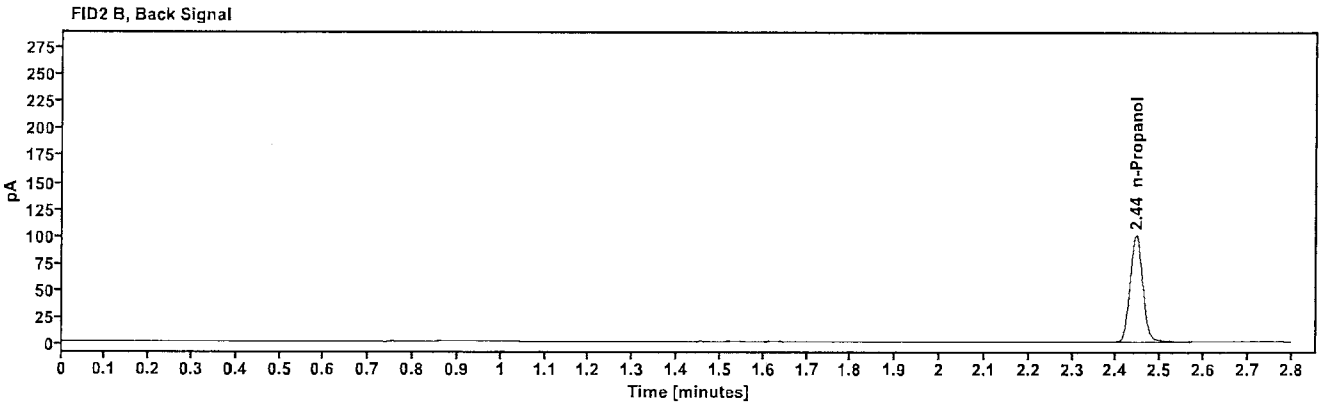
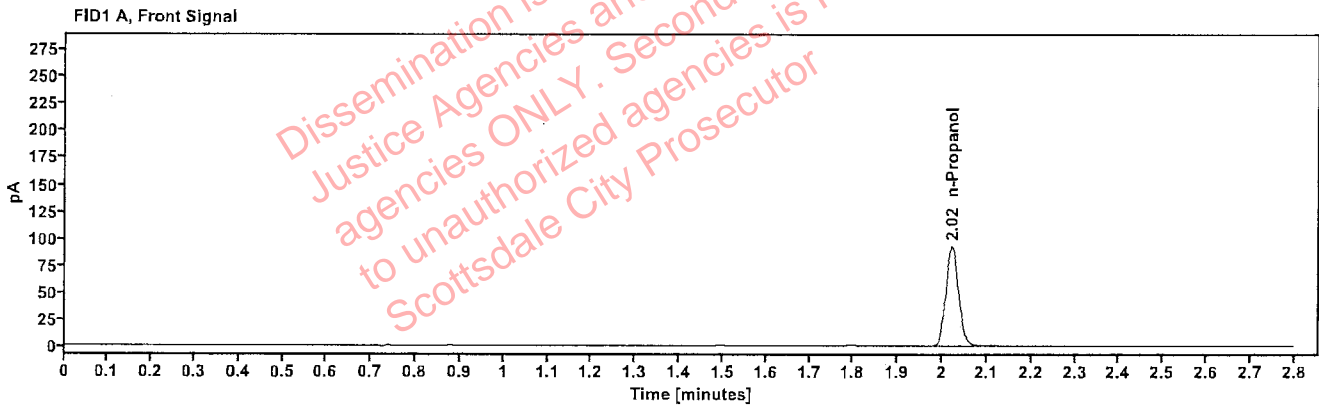


Table 1: FID 1 A (column DB-ALC1)

Compound	Amount (g/100mL)	Time (min)	Peak Area
n-Propanol	-----	2.021	184.327

Table 2: FID 2 B (column DB-ALC2)

Compound	Time (min)	Peak Area
n-Propanol	2.444	199.863

### Scottsdale Police Department Crime Lab Volatiles Analysis

Sample:	VIAL000253	Vial:	60
Description:	[REDACTED]	LIMS ID:	[REDACTED]
Method:	ethanol quant.M	Sequence:	30May24
Instrument:	US14173023 CN14160045	Injection date:	5/30/2024 4:54:07 PM
Data file:	C:\Chem32\1\Data\30May24\60.D	Analyst:	Abbott

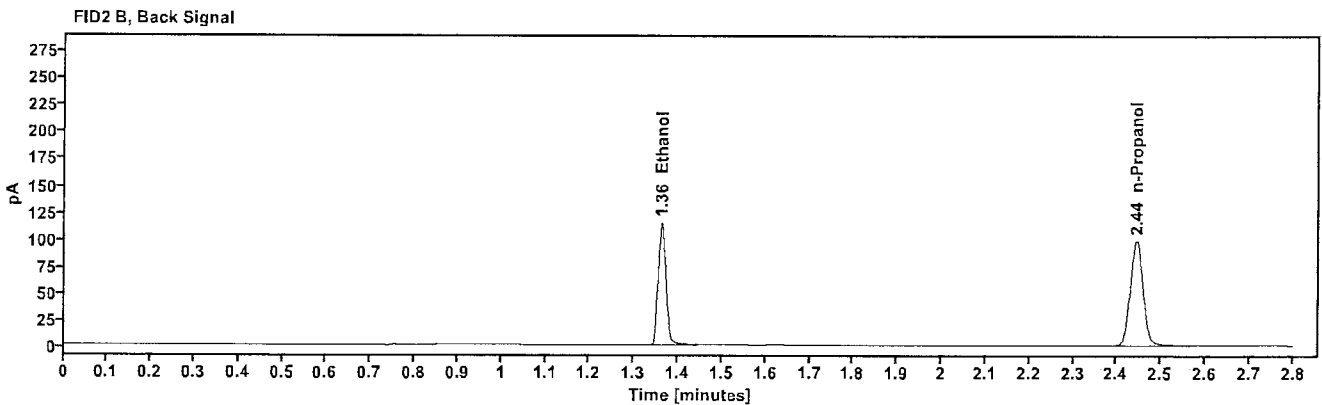
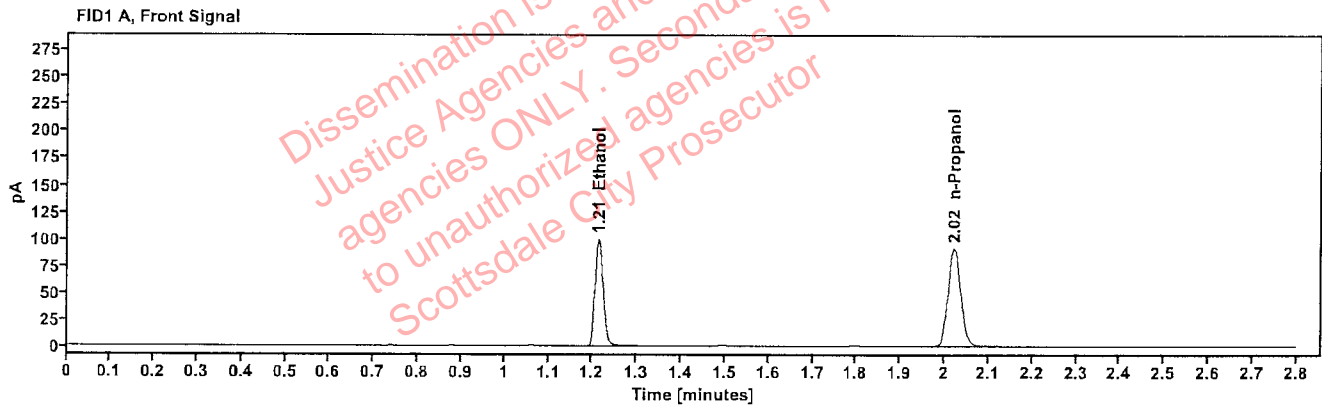


Table 1: FID 1 A (column DB-ALC1)

Compound	Amount (g/100mL)	Time (min)	Peak Area
>Ethanol	0.2006	1.214	127.016
n-Propanol	-----	2.021	182.285

Table 2: FID 2 B (column DB-ALC2)

Compound	Time (min)	Peak Area
Ethanol	1.362	138.643
n-Propanol	2.444	197.428

### Scottsdale Police Department Crime Lab Volatiles Analysis

Sample:	VIAL000253	Vial:	61
Description:	[REDACTED]	LIMS ID:	[REDACTED]
Method:	ethanol quant.M	Sequence:	30May24
Instrument:	US14173023 CN14160045	Injection date:	5/30/2024 4:58:22 PM
Data file:	C:\Chem32\1\Data\30May24\61.D	Analyst:	Abbott

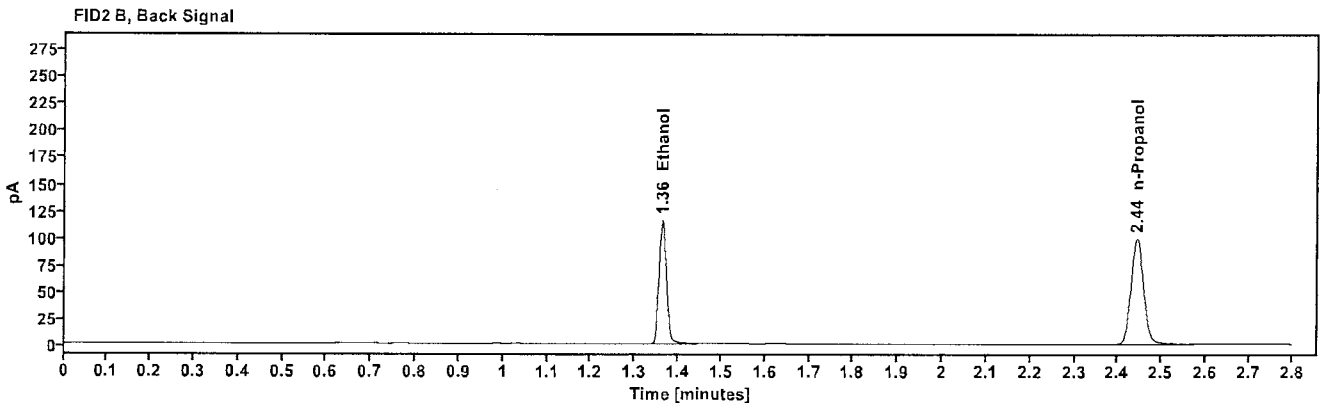
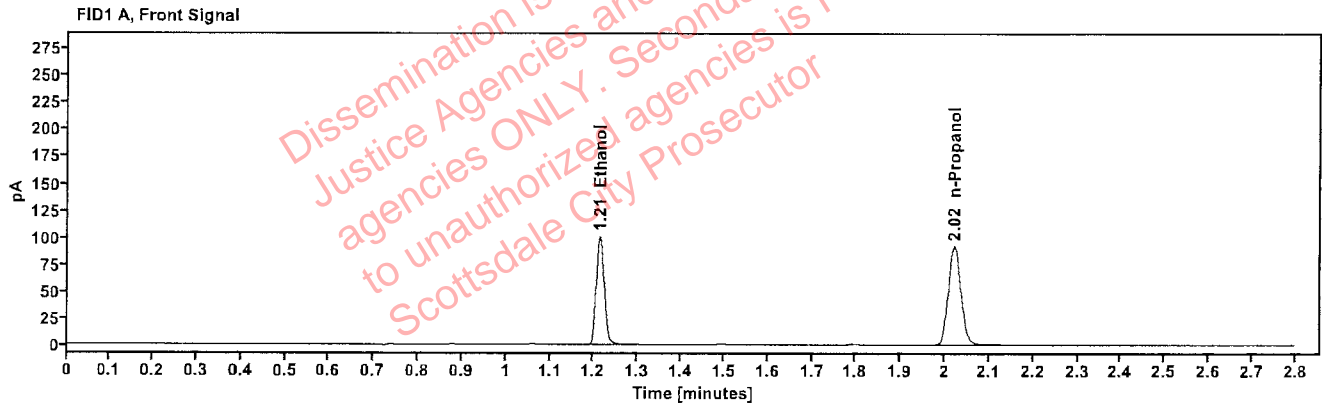


Table 1: FID 1 A (column DB-ALC1)

Compound	Amount (g/100mL)	Time (min)	Peak Area
>Ethanol	0.2016	1.213	127.883
n-Propanol	----	2.021	182.555

Table 2: FID 2 B (column DB-ALC2)

Compound	Time (min)	Peak Area
Ethanol	1.362	139.741
n-Propanol	2.443	197.894