

# SCOTTSDALE POLICE DEPARTMENT CRIME LABORATORY BLOOD ALCOHOL FACE SHEET

ANALYSIS DATE 06/06/2024

SEQUENCE NAME 06Jun24

**EQUIPMENT**

Pipettor  Hamilton ML600EH7497  Hamilton ML600EA20851  
 Gas Chromatograph  Agilent US14173023

**INSTRUMENT CALIBRATION**

Vial 1 0.02 calibrator Lot FN03122113 Coefficient of determination (r<sup>2</sup>)  
 Vial 2 0.10 calibrator Lot FN03072301 0.99978  
 Vial 3 0.20 calibrator Lot FN03132302  
 Vial 4 0.40 calibrator Lot FN03052102

**CALIBRATION VERIFICATION AND RESOLUTION TEST**

Vial	Sample	Expected result	Measured result	Manufacturer/lot
5	Blank	Not detected	Not detected	SPD lab 050624WB
6	Volatiles mixture	6 compounds	6 compounds	SPD lab 050721MIX
7	Aqueous control	0.400 g/dL	0.405 g/dL	Lipomed 30012020-A
8	Aqueous control	0.040 g/dL	0.040 g/dL	Lipomed 14082019-B
9	Blood control	0.199 g/dL	0.199 g/dL	ACQ 4110320133/11
20	Aqueous control	0.100 g/dL	0.099 g/dL	Lipomed 25052023-A
31	Blood control	0.199 g/dL	0.203 g/dL	ACQ 4110320133/11
42	Aqueous control	0.100 g/dL	0.101 g/dL	Lipomed 25052023-A
53	Aqueous control	0.100 g/dL	0.101 g/dL	Lipomed 25052023-A
64	Aqueous control	0.400 g/dL	0.398 g/dL	Lipomed 30012020-A
65	Aqueous control	0.040 g/dL	0.041 g/dL	Lipomed 14082019-B
66	Blood control	0.199 g/dL	0.203 g/dL	ACQ 4110320133/11
67	Blank	Not detected	Not detected	SPD lab 032824AQ

**SUBJECT SAMPLES**

Subjects in the sequence 21 Subjects requiring reanalysis 0

**ADDITIONAL NOTES:** All testing proceeded as expected. This run includes four proficiency samples.

---



---

Run valid  Run invalid  Erika Comonico Analyst  
 Run valid  Run invalid  John Abbott Technical Reviewer

# Scottsdale Police Department Crime Laboratory Sequence Quality Assurance Summary

SEQUENCE NAME: 06Jun24

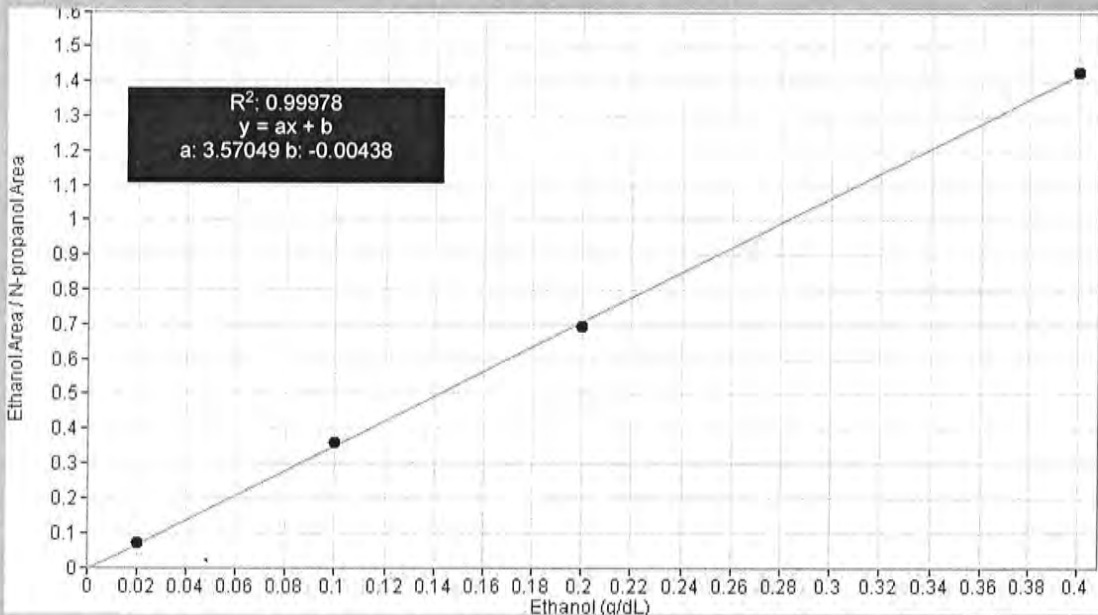
ANALYST: Canonico

82

Sample Name	Vial	Measured Value (g/dL)	Expected Value (g/dL)	Percent Difference	Absolute Difference (g/dL)
blank 050624WB	5	negative	negative	-	-
0.400 30012020-A	7	0.405	0.400	1.25	0.005
0.040 14082019-B	8	0.040	0.040	0.00	0.000
0.199 4110320133/11	9	0.199	0.199	0.00	0.000
0.100 25052023-A	20	0.099	0.100	1.00	-0.001
0.199 4110320133/11	31	0.203	0.199	2.01	0.004
0.100 25052023-A	42	0.101	0.100	1.00	0.001
0.100 25052023-A	53	0.101	0.100	1.00	0.001
0.400 30012020-A	64	0.398	0.400	0.50	-0.002
0.040 14082019-B	65	0.041	0.040	2.50	0.001
0.199 4110320133/11	66	0.203	0.199	2.01	0.004
blank 032824AQ	67	negative	negative	-	-

Calibrator	Ethanol Area	N-propanol Area	Ratio
0.020	12.787	182.775	0.070
0.100	65.002	181.739	0.358
0.200	121.391	174.249	0.697
0.400	249.743	174.774	1.429

**Calibration Line**



# Scottsdale Police Department Crime Lab Volatiles Analysis

Sample:	FN03122113	Vial:	1
Description:	0.020 calibrator	Sequence:	06Jun24
Method:	ethanol quant.M	Injection date:	6/6/2024 11:35:03 AM
Instrument:	US14173023 CN14160045	Analyst:	Canonico <span style="float: right;">ee</span>
Data file:	C:\Chem32\1\Data\06Jun24\1.D		

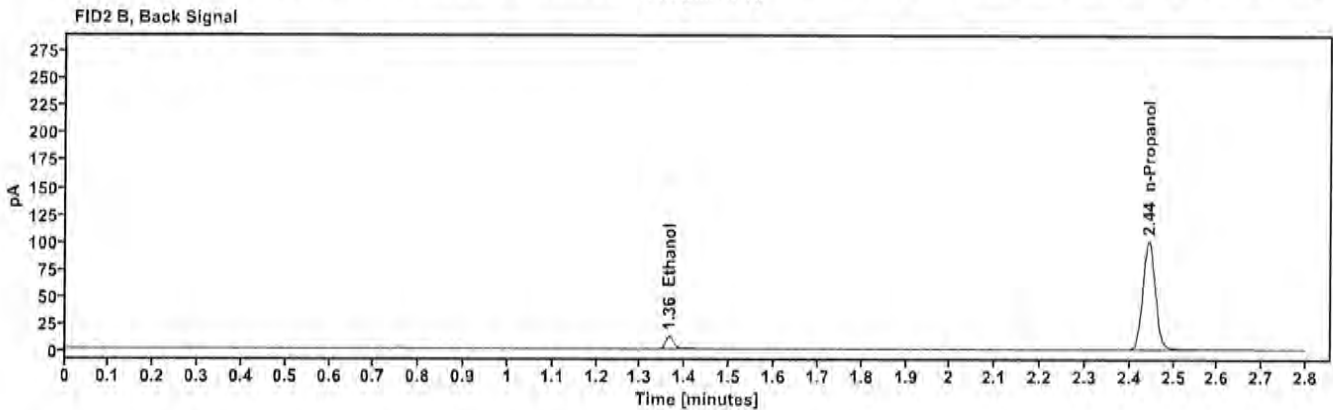
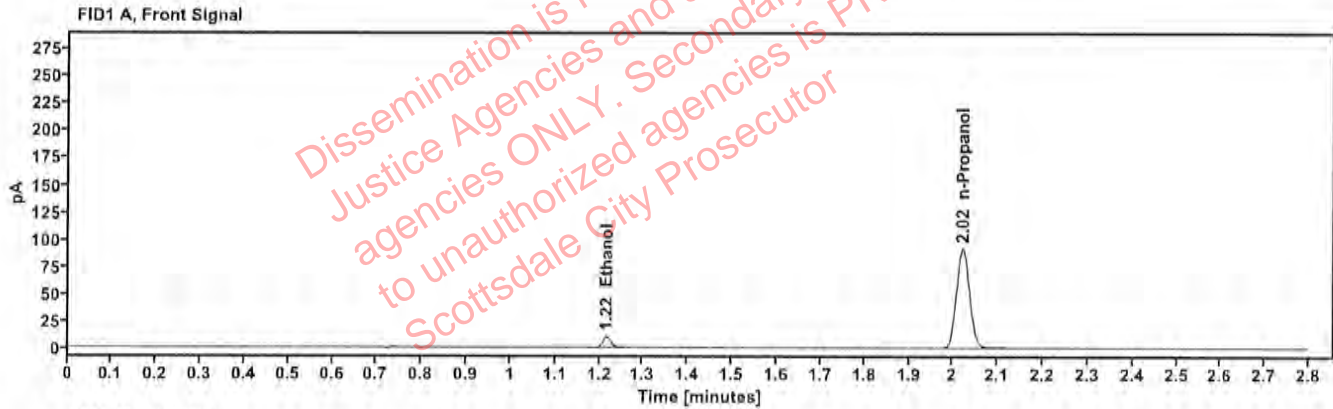


Table 1: FID 1 A (column DB-ALC1)

Compound	Time (min)	Peak Area
Ethanol	1.216	12.787
n-Propanol	2.021	182.775

Table 2: FID 2 B (column DB-ALC2)

Compound	Time (min)	Peak Area
Ethanol	1.364	14.038
n-Propanol	2.443	198.839

# Scottsdale Police Department Crime Lab Volatiles Analysis

<b>Sample:</b>	FN03072301	<b>Vial:</b>	2
<b>Description:</b>	0.100 calibrator	<b>Sequence:</b>	06Jun24
<b>Method:</b>	ethanol quant.M	<b>Injection date:</b>	6/6/2024 11:39:04 AM
<b>Instrument:</b>	US14173023 CN14160045	<b>Analyst:</b>	Canonico <span style="float: right;">EE</span>
<b>Data file:</b>	C:\Chem32\1\Data\06Jun24\2.D		

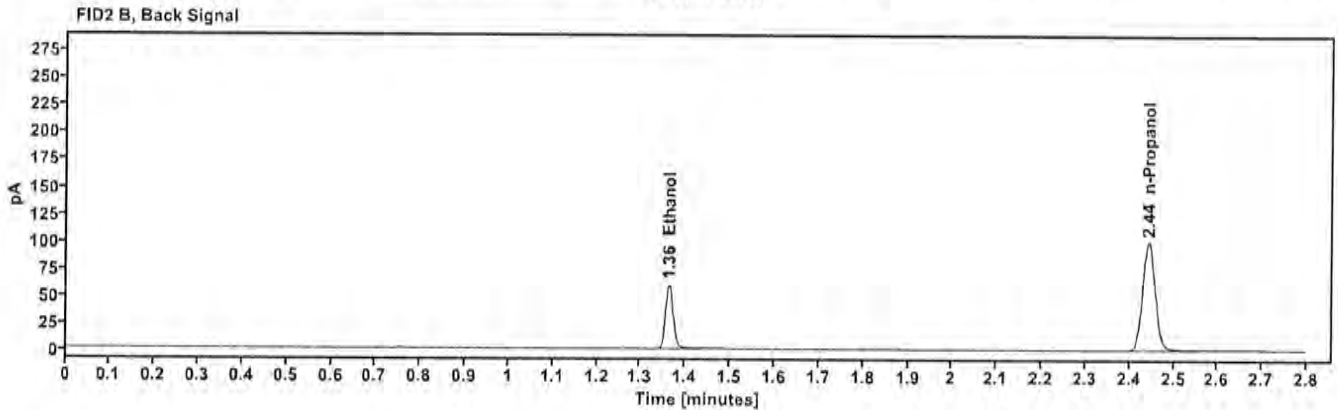
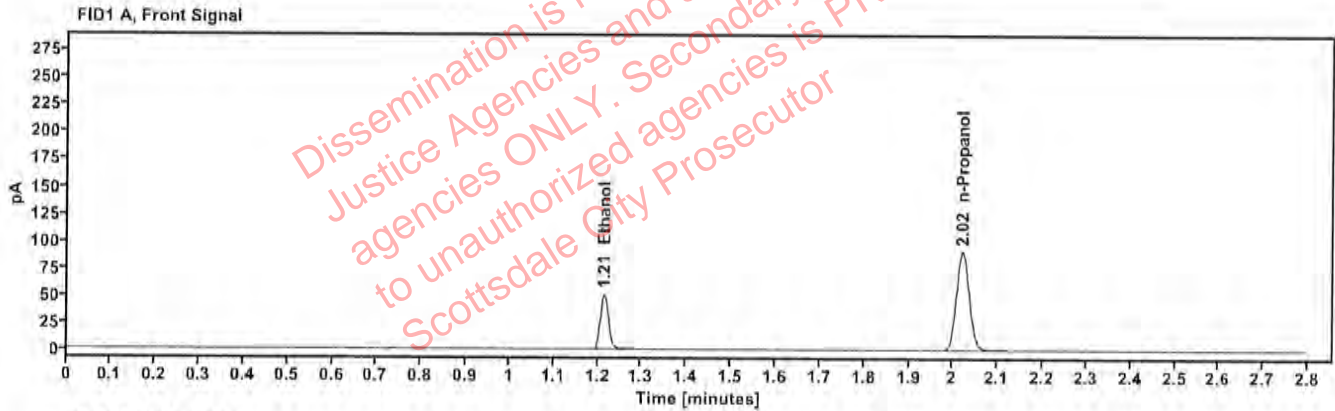


Table 1: FID 1 A (column DB-ALC1)

Compound	Time (min)	Peak Area
Ethanol	1.214	65.002
n-Propanol	2.021	181.739

Table 2: FID 2 B (column DB-ALC2)

Compound	Time (min)	Peak Area
Ethanol	1.363	71.162
n-Propanol	2.443	197.329

# Scottsdale Police Department Crime Lab Volatiles Analysis

<b>Sample:</b>	FN03132302	<b>Vial:</b>	3
<b>Description:</b>	0.200 calibrator	<b>Sequence:</b>	06Jun24
<b>Method:</b>	ethanol quant.M	<b>Injection date:</b>	6/6/2024 11:43:03 AM
<b>Instrument:</b>	US14173023 CN14160045	<b>Analyst:</b>	Canonico <span style="float: right;">ee</span>
<b>Data file:</b>	C:\Chem32\1\Data\06Jun24\3.D		

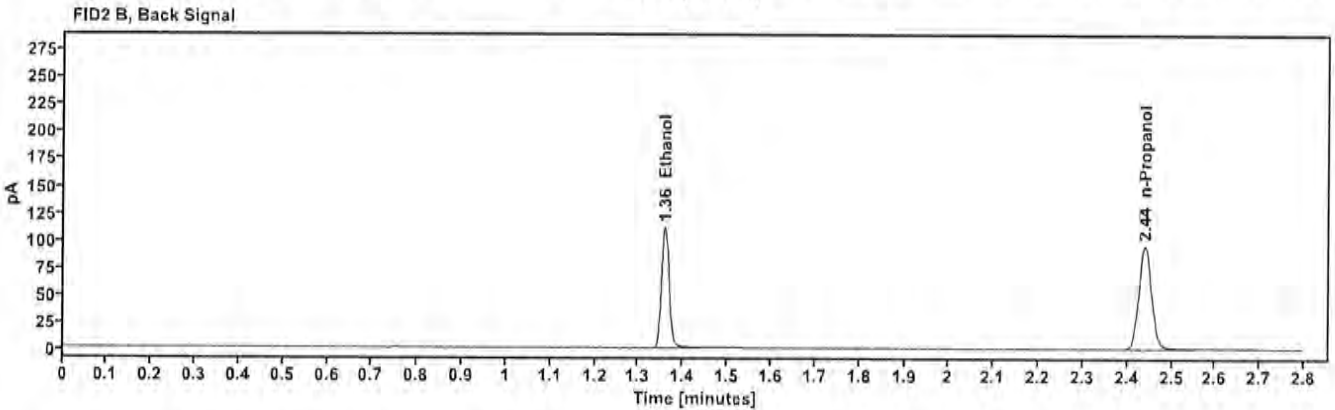
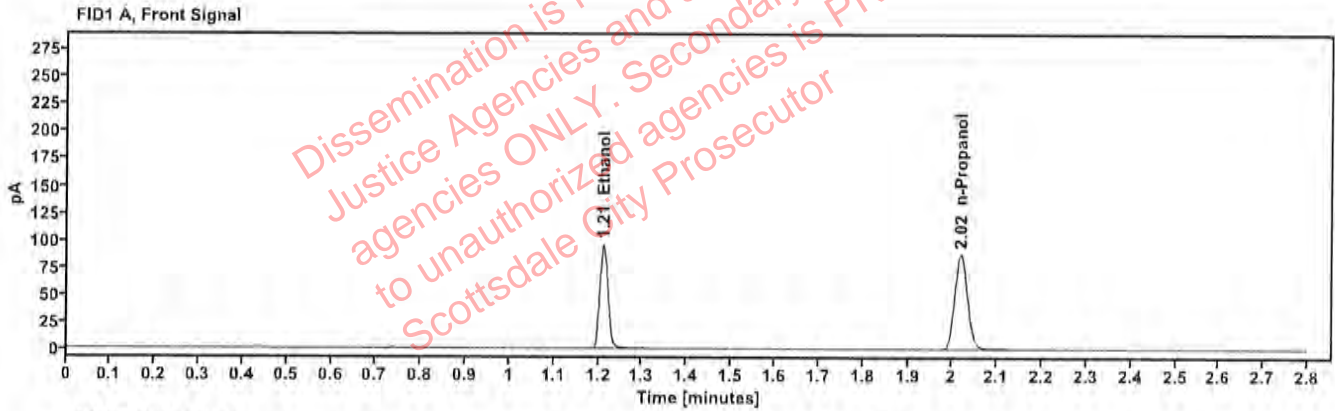


Table 1: FID 1 A (column DB-ALC1)

Compound	Time (min)	Peak Area
Ethanol	1.211	121.391
n-Propanol	2.018	174.249

Table 2: FID 2 B (column DB-ALC2)

Compound	Time (min)	Peak Area
Ethanol	1.358	133.089
n-Propanol	2.440	189.109

# Scottsdale Police Department Crime Lab Volatiles Analysis

Sample:	FN03052102	Vial:	4
Description:	0.400 calibrator	Sequence:	06Jun24
Method:	ethanol quant.M	Injection date:	6/6/2024 11:47:04 AM
Instrument:	US14173023 CN14160045	Analyst:	Canonico <span style="float: right;">EE</span>
Data file:	C:\Chem32\1\Data\06Jun24\4.D		

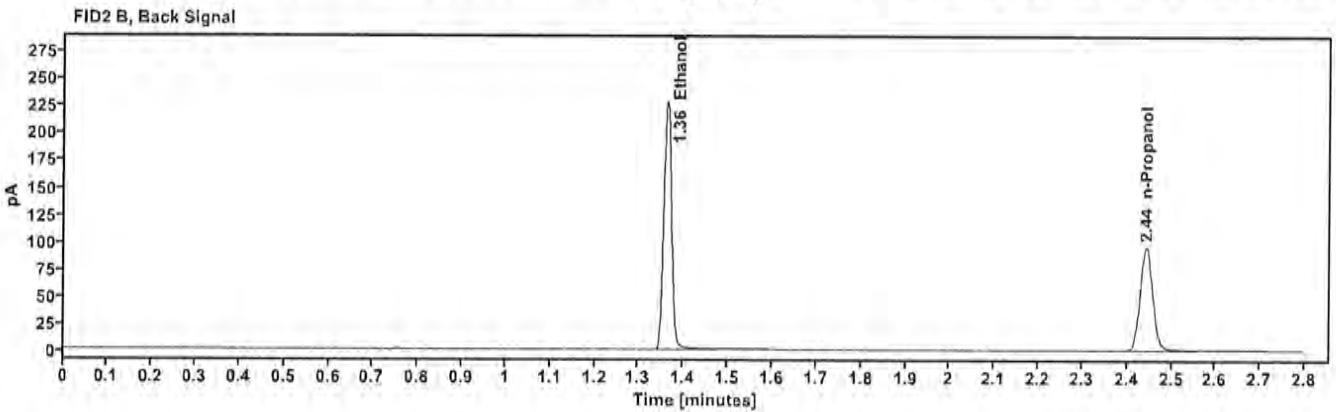
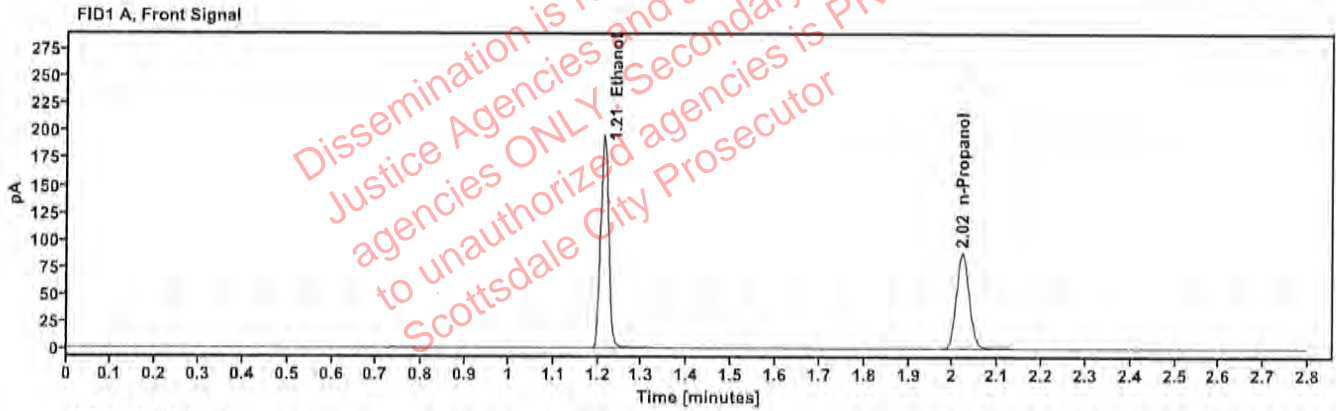


Table 1: FID 1 A (column DB-ALC1)

Compound	Time (min)	Peak Area
Ethanol	1.213	249,743
n-Propanol	2.021	174,774

Table 2: FID 2 B (column DB-ALC2)

Compound	Time (min)	Peak Area
Ethanol	1.362	275,159
n-Propanol	2.443	189,554

# Scottsdale Police Department Crime Lab Volatiles Analysis

Sample:	050624WB	Vial:	5
Description:	Negative	LIMS ID:	
Method:	ethanol quant.M	Sequence:	06Jun24
Instrument:	US14173023 CN14160045	Injection date:	6/6/2024 11:51:03 AM
Data file:	C:\Chem32\1\Data\06Jun24\5.D	Analyst:	Canonico <i>SC</i>

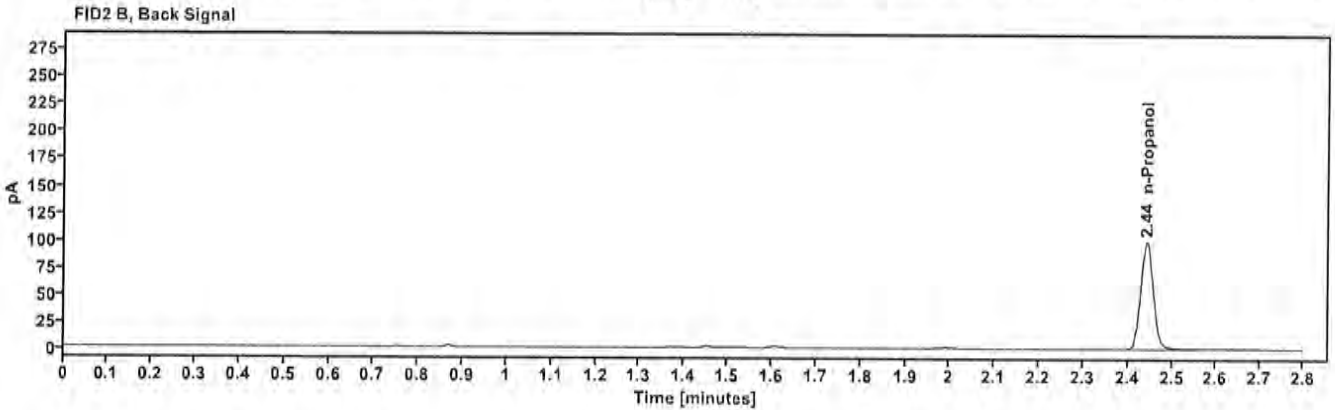
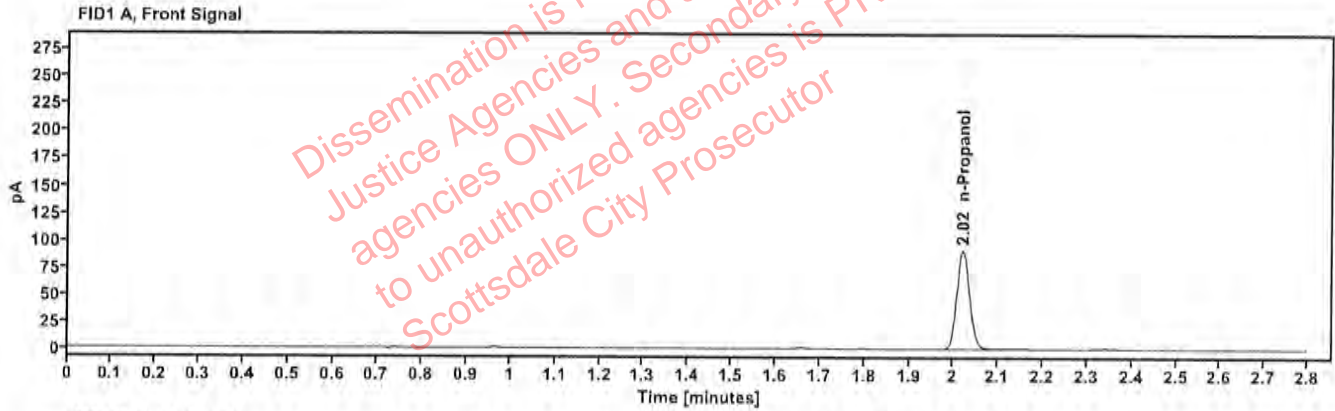


Table 1: FID 1 A (column DB-ALC1)

Compound	Amount (g/100mL)	Time (min)	Peak Area
n-Propanol	-----	2.021	180.532

Table 2: FID 2 B (column DB-ALC2)

Compound	Time (min)	Peak Area
n-Propanol	2.443	196.545

# Scottsdale Police Department Crime Lab Volatiles Analysis

<b>Sample:</b>	050721MIX	<b>Vial:</b>	6
<b>Description:</b>	Volatiles mix	<b>LIMS ID:</b>	
<b>Method:</b>	ethanol quant.M	<b>Sequence:</b>	06Jun24
<b>Instrument:</b>	US14173023 CN14160045	<b>Injection date:</b>	6/6/2024 11:55:03 AM
<b>Data file:</b>	C:\Chem32\1\Data\06Jun24\6.D	<b>Analyst:</b>	Canonico 80

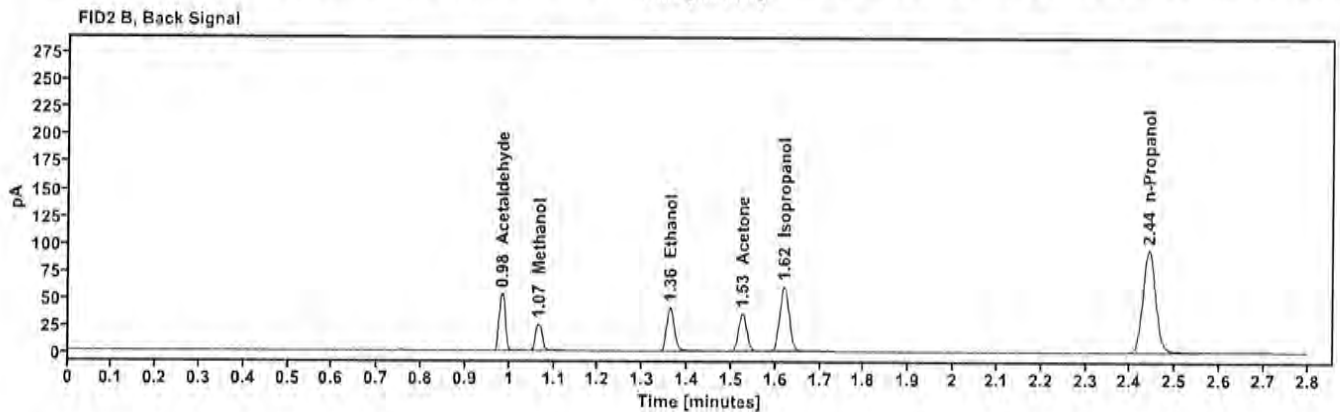
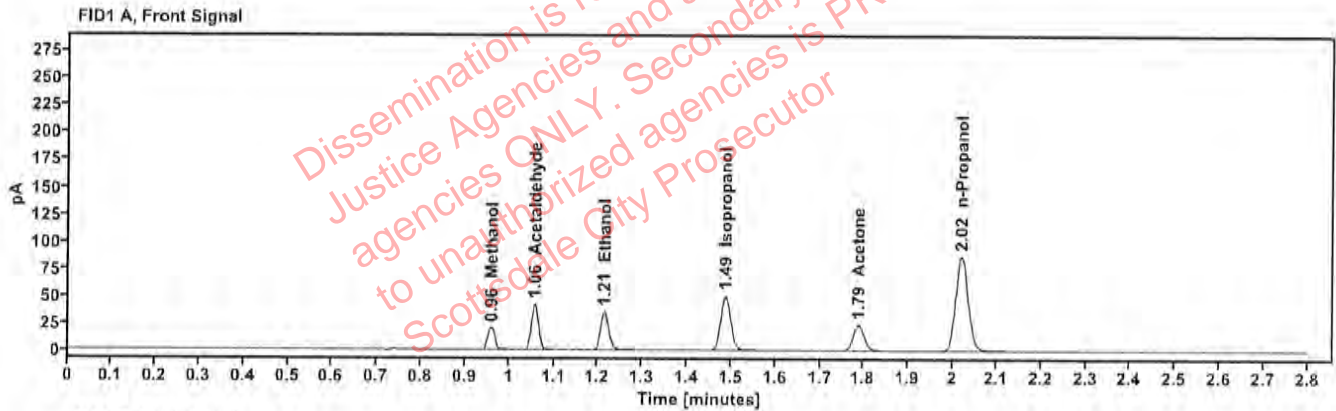


Table 1: FID 1 A (column DB-ALC1)

Compound	Amount (g/100mL)	Time (min)	Peak Area
Methanol	---	0.959	23.099
Acetaldehyde	---	1.057	45.758
>Ethanol	0.0734	1.213	44.553
Isopropanol	---	1.486	80.299
Acetone	---	1.787	40.798
n-Propanol	---	2.019	172.940

Table 2: FID 2 B (column DB-ALC2)

Compound	Time (min)	Peak Area
Acetaldehyde	0.983	51.230
Methanol	1.065	25.796
Ethanol	1.361	48.731
Acetone	1.525	45.063
Isopropanol	1.619	88.591
n-Propanol	2.441	187.384



# Scottsdale Police Department Crime Lab Volatiles Analysis

Sample:	30012020-A	Vial:	7
Description:	0.400	LIMS ID:	
Method:	ethanol quant.M	Sequence:	06Jun24
Instrument:	US14173023 CN14160045	Injection date:	6/6/2024 11:59:19 AM
Data file:	C:\Chem32\1\Data\06Jun24\7.D	Analyst:	Canonico <i>EC</i>

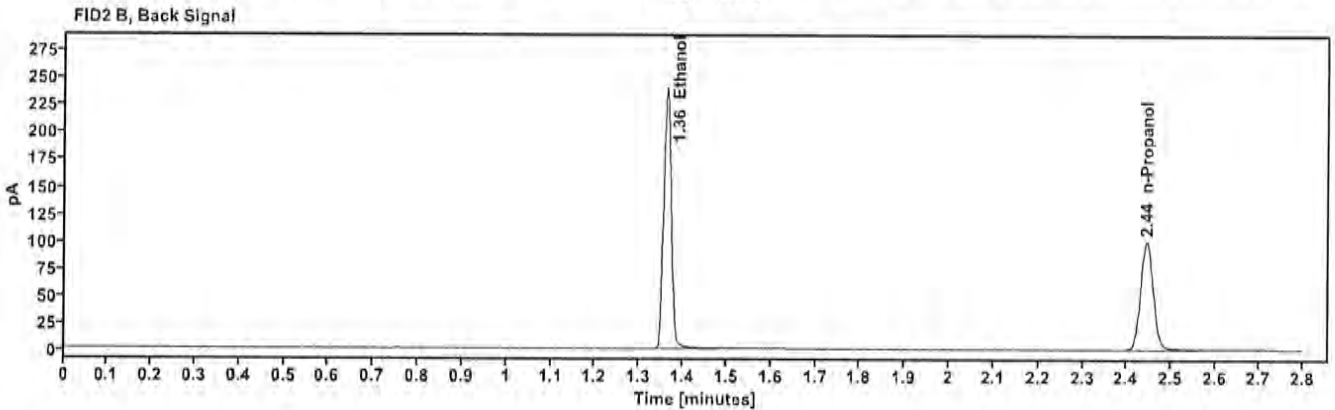
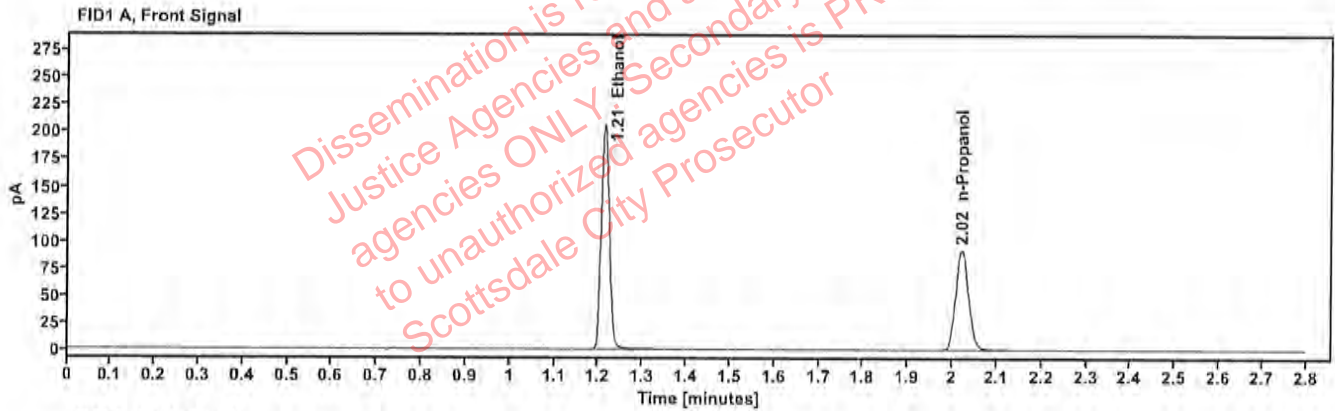


Table 1: FID 1 A (column DB-ALC1)

Compound	Amount (g/100mL)	Time (min)	Peak Area
>Ethanol	0.4059	1.213	264.737
n-Propanol	---	2.021	183.231

Table 2: FID 2 B (column DB-ALC2)

Compound	Time (min)	Peak Area
Ethanol	1.362	291.674
n-Propanol	2.443	198.489

# Scottsdale Police Department Crime Lab Volatiles Analysis

Sample:	14082019-B	Vial:	8
Description:	0.040	LIMS ID:	
Method:	ethanol quant.M	Sequence:	06Jun24
Instrument:	US14173023 CN14160045	Injection date:	6/6/2024 12:03:18 PM
Data file:	C:\Chem32\1\Data\06Jun24\8.D	Analyst:	Canonico <i>EC</i>

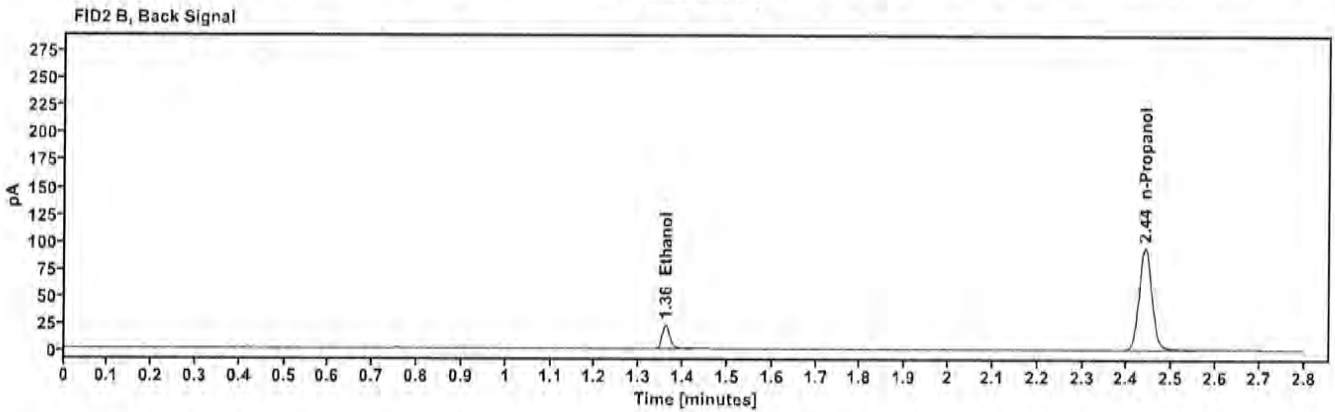
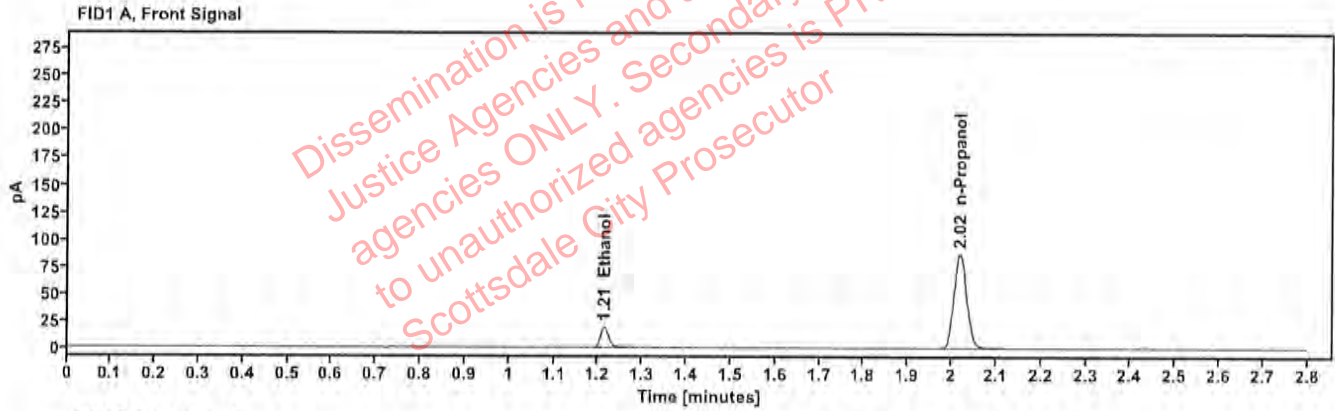


Table 1: FID 1 A (column DB-ALC1)

Compound	Amount (g/100mL)	Time (min)	Peak Area
>Ethanol	0.0403	1.213	24.164
n-Propanol	—	2.019	173.349

Table 2: FID 2 B (column DB-ALC2)

Compound	Time (min)	Peak Area
Ethanol	1.360	26.514
n-Propanol	2.440	187.900

# Scottsdale Police Department Crime Lab Volatiles Analysis

Sample:	4110320133/11	Vial:	9
Description:	0.199	LIMS ID:	
Method:	ethanol quant.M	Sequence:	06Jun24
Instrument:	US14173023 CN14160045	Injection date:	6/6/2024 12:07:19 PM
Data file:	C:\Chem32\1\Data\06Jun24\9.D	Analyst:	Canonico <i>PC</i>

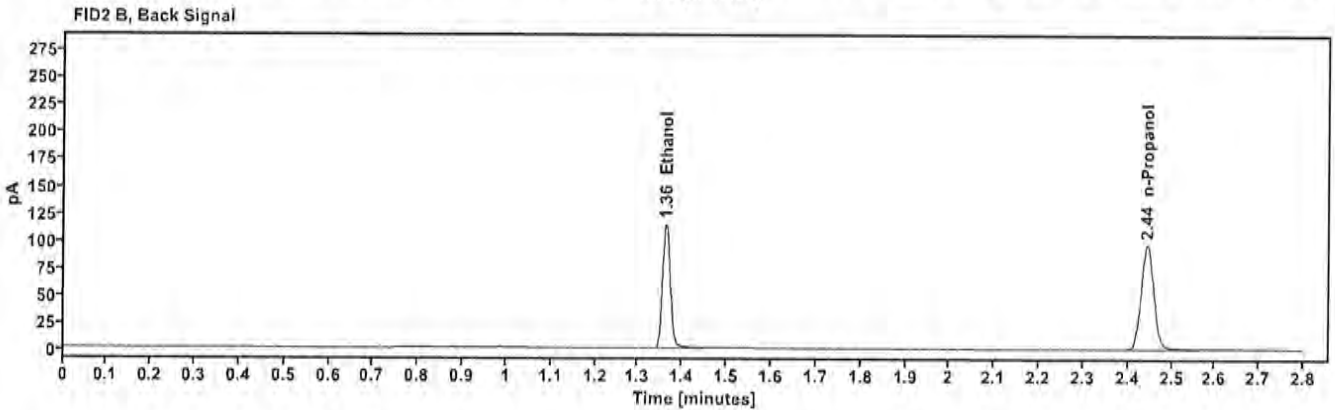
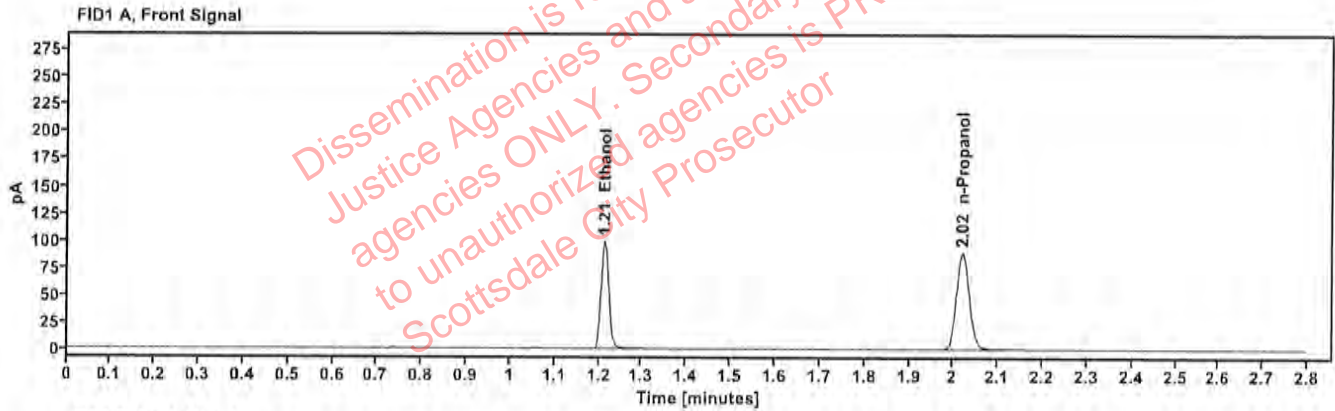


Table 1: FID 1 A (column DB-ALC1)

Compound	Amount (g/100mL)	Time (min)	Peak Area
>Ethanol	0.1996	1.213	125.693
n-Propanol	—	2.021	177.459

Table 2: FID 2 B (column DB-ALC2)

Compound	Time (min)	Peak Area
Ethanol	1.362	137.968
n-Propanol	2.443	192.292

# Scottsdale Police Department Crime Lab Volatiles Analysis

Sample:	25052023-A	Vial:	20
Description:	0.100	LIMS ID:	
Method:	ethanol quant.M	Sequence:	06Jun24
Instrument:	US14173023 CN14160045	Injection date:	6/6/2024 12:51:49 PM
Data file:	C:\Chem32\1\Data\06Jun24\20.D	Analyst:	Canonico <i>EC</i>

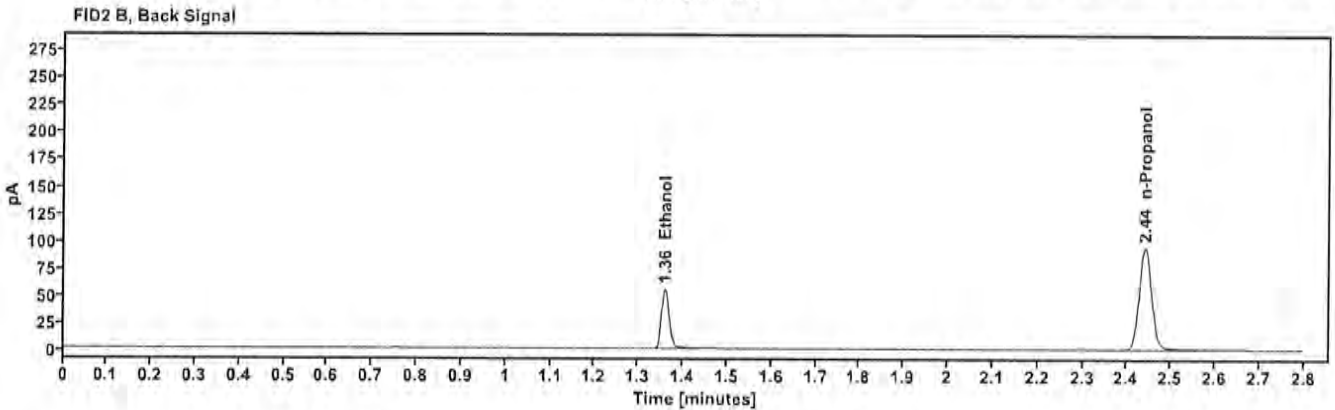
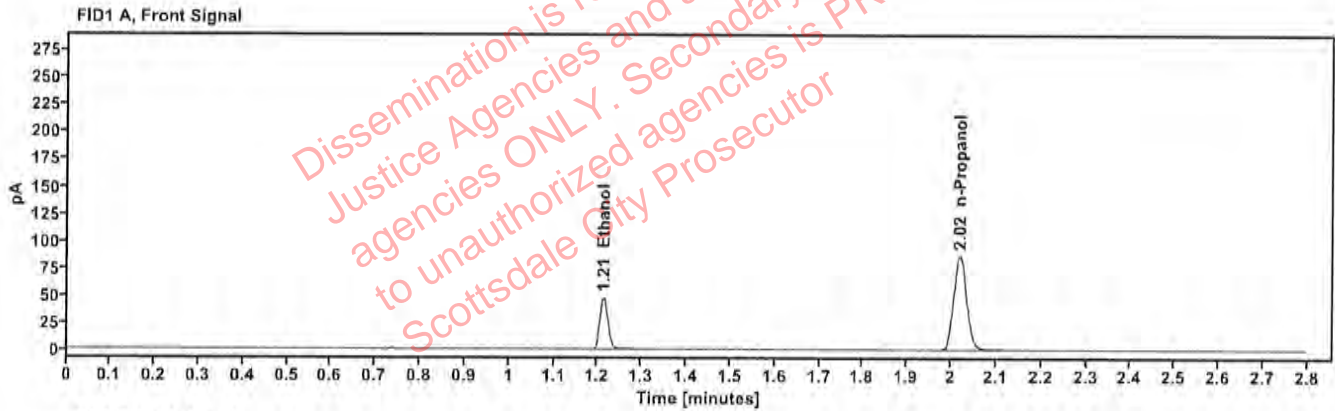


Table 1: FID 1 A (column DB-ALC1)

Compound	Amount (g/100mL)	Time (min)	Peak Area
>Ethanol	0.0991	1.212	60.590
n-Propanol	—	2.019	173.362

Table 2: FID 2 B (column DB-ALC2)

Compound	Time (min)	Peak Area
Ethanol	1.359	66.188
n-Propanol	2.440	187.844

# Scottsdale Police Department Crime Lab Volatiles Analysis

Sample:	4110320133/11	Vial:	31
Description:	0.199	LIMS ID:	
Method:	ethanol quant.M	Sequence:	06Jun24
Instrument:	US14173023 CN14160045	Injection date:	6/6/2024 1:36:18 PM
Data file:	C:\Chem32\1\Data\06Jun24\31.D	Analyst:	Canonico <i>EC</i>

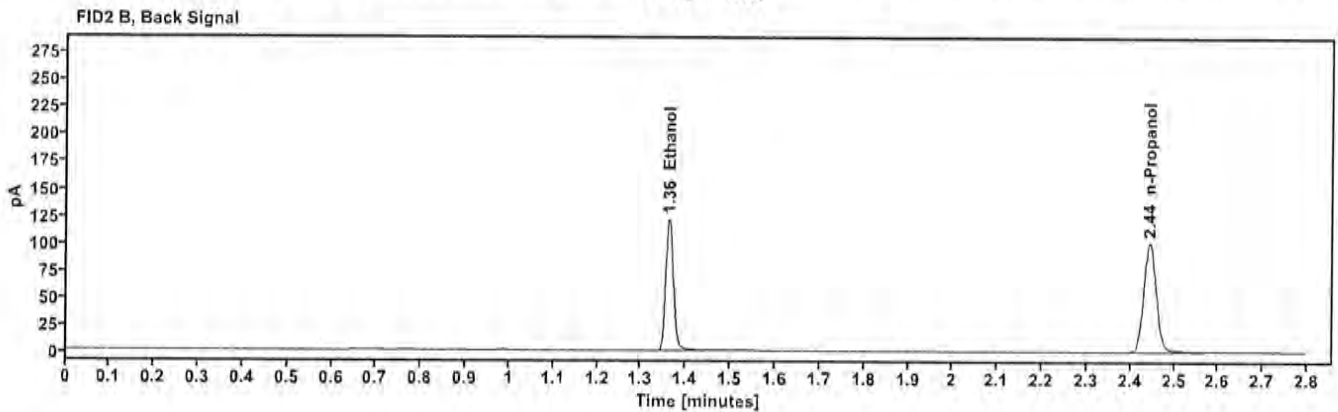
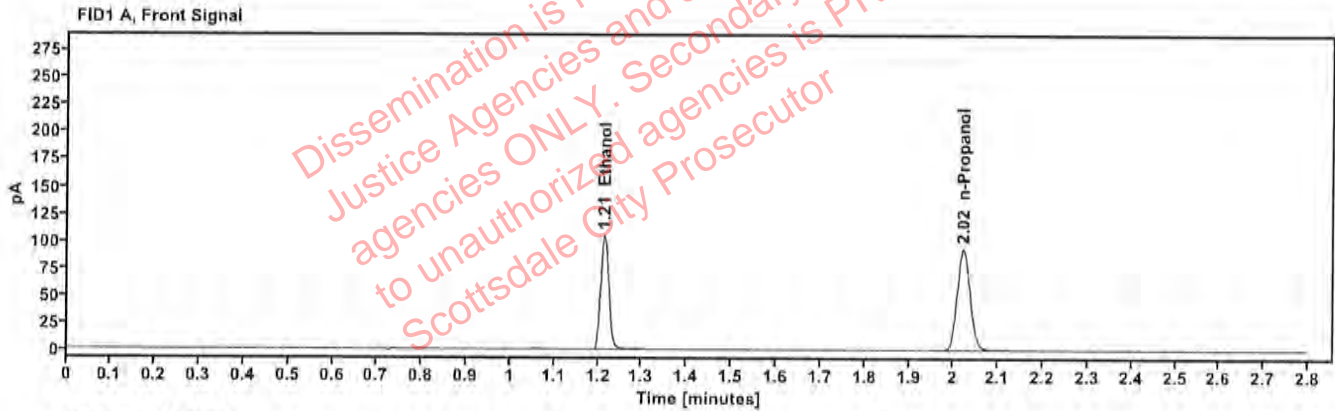


Table 1: FID 1 A (column DB-ALC1)

Compound	Amount (g/100mL)	Time (min)	Peak Area
>Ethanol	0.2030	1.214	133.886
n-Propanol	-----	2.021	185.829

Table 2: FID 2 B (column DB-ALC2)

Compound	Time (min)	Peak Area
Ethanol	1.363	146.642
n-Propanol	2.444	201.296

# Scottsdale Police Department Crime Lab Volatiles Analysis

<b>Sample:</b>	25052023-A	<b>Vial:</b>	42
<b>Description:</b>	0.100	<b>LIMS ID:</b>	
<b>Method:</b>	ethanol quant.M	<b>Sequence:</b>	06Jun24
<b>Instrument:</b>	US14173023 CN14160045	<b>Injection date:</b>	6/6/2024 2:20:34 PM
<b>Data file:</b>	C:\Chem32\1\Data\06Jun24\42.D	<b>Analyst:</b>	Canonico <i>EC</i>

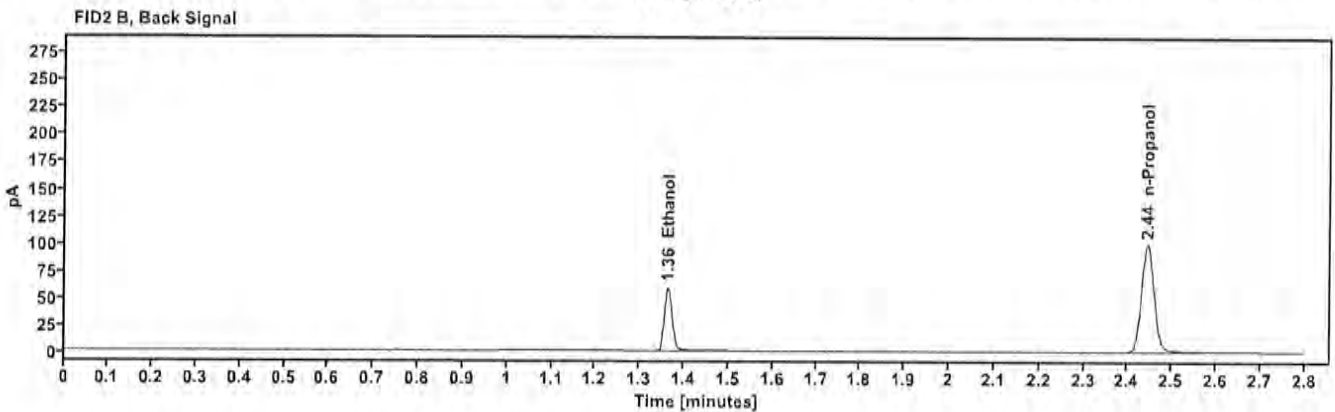
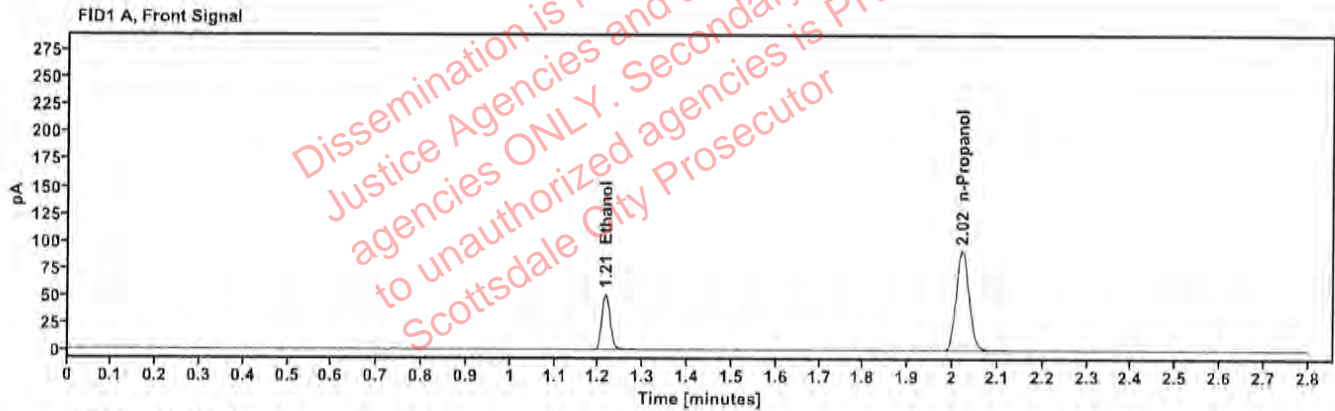


Table 1: FID 1 A (column DB-ALC1)

Compound	Amount (g/100mL)	Time (min)	Peak Area
>Ethanol	0.1016	1.214	65.784
n-Propanol	-----	2.022	183.515

Table 2: FID 2 B (column DB-ALC2)

Compound	Time (min)	Peak Area
Ethanol	1.363	71.940
n-Propanol	2.444	198.807

# Scottsdale Police Department Crime Lab Volatiles Analysis

Sample:	25052023-A	Vial:	53
Description:	0.100	LIMS ID:	
Method:	ethanol quant.M	Sequence:	06Jun24
Instrument:	US14173023 CN14160045	Injection date:	6/6/2024 3:05:05 PM
Data file:	C:\Chem32\1\Data\06Jun24\53.D	Analyst:	Canonico <i>EC</i>

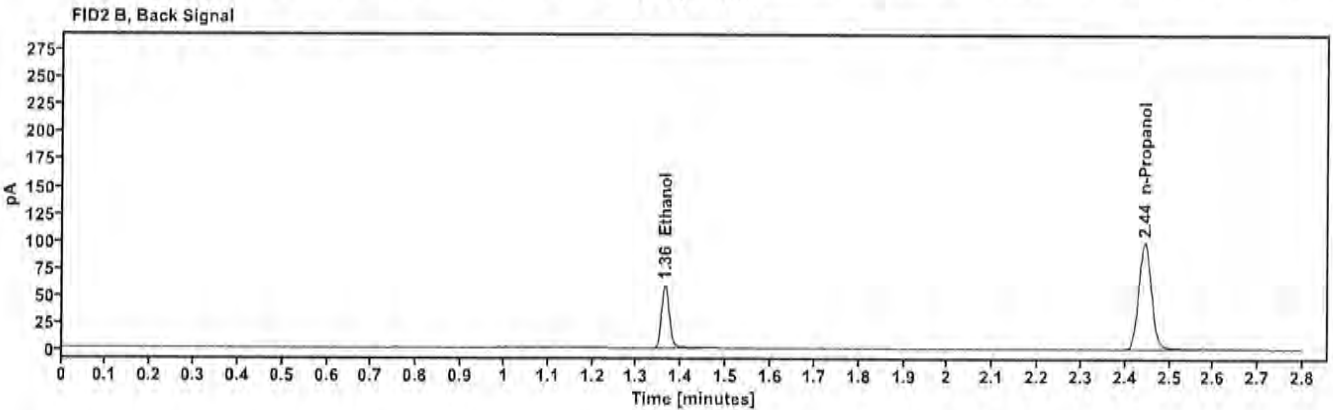
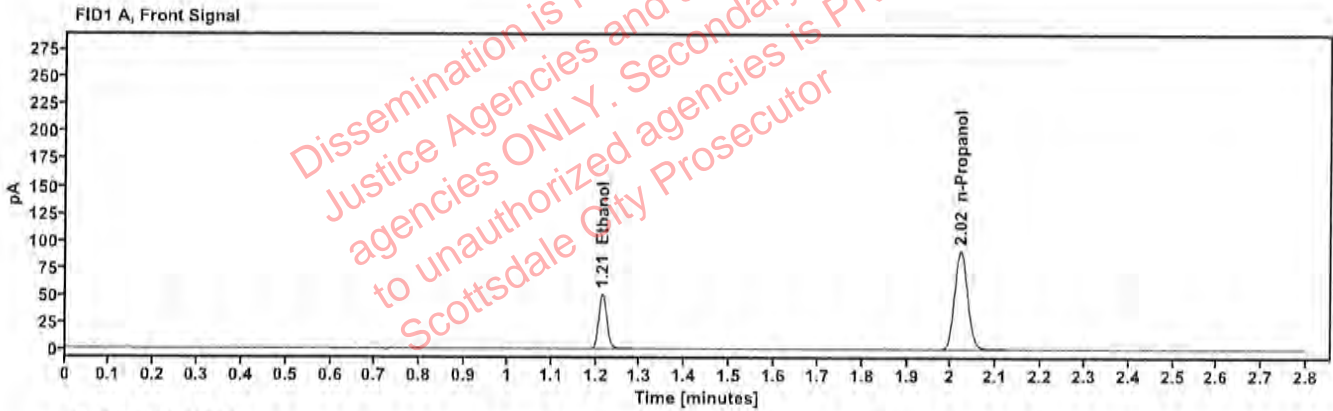


Table 1: FID 1 A (column DB-ALC1)

Compound	Amount (g/100mL)	Time (min)	Peak Area
>Ethanol	0.1011	1.214	64.806
n-Propanol	—	2.021	181.762

Table 2: FID 2 B (column DB-ALC2)

Compound	Time (min)	Peak Area
Ethanol	1.363	70.885
n-Propanol	2.444	196.889

# Scottsdale Police Department Crime Lab Volatiles Analysis

<b>Sample:</b>	30012020-A	<b>Vial:</b>	64
<b>Description:</b>	0.400	<b>LIMS ID:</b>	
<b>Method:</b>	ethanol quant.M	<b>Sequence:</b>	06Jun24
<b>Instrument:</b>	US14173023 CN14160045	<b>Injection date:</b>	6/6/2024 3:49:35 PM
<b>Data file:</b>	C:\Chem32\1\Data\06Jun24\64.D	<b>Analyst:</b>	Canonico <i>EC</i>

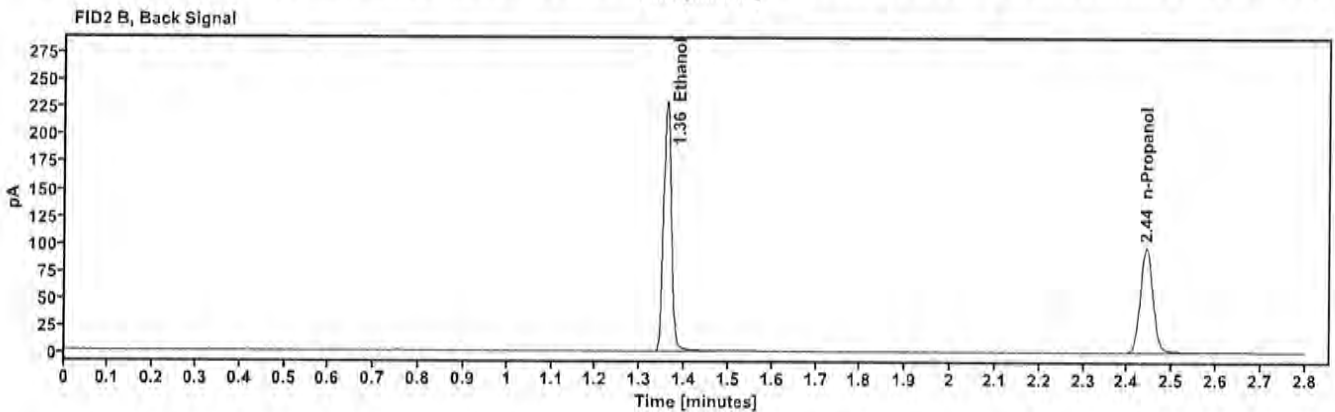
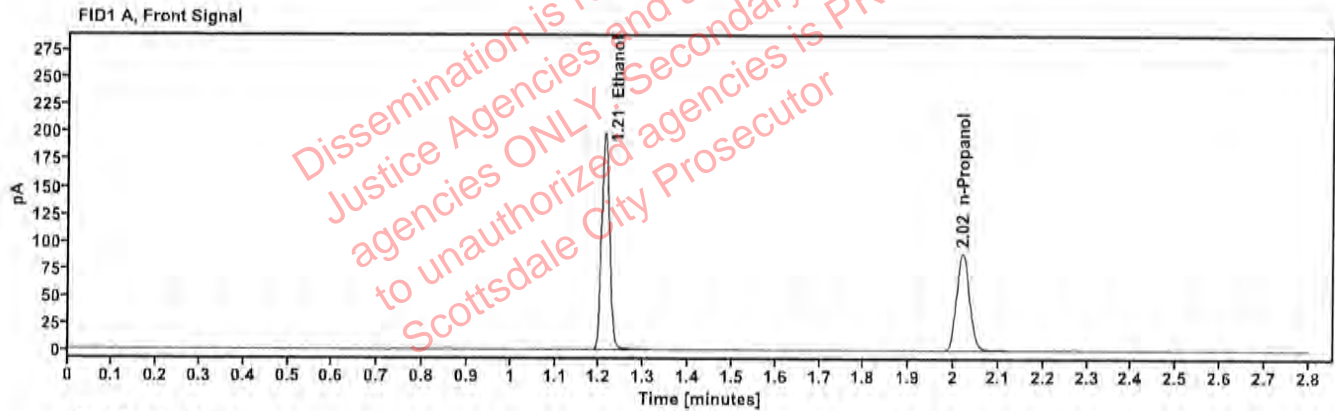


Table 1: FID 1 A (column DB-ALC1)

Compound	Amount (g/100mL)	Time (min)	Peak Area
>Ethanol	0.3982	1.211	252.550
n-Propanol	---	2.019	178.191

Table 2: FID 2 B (column DB-ALC2)

Compound	Time (min)	Peak Area
Ethanol	1.359	278.091
n-Propanol	2.441	193.026



# Scottsdale Police Department Crime Lab Volatiles Analysis

Sample:	14082019-B	Vial:	65
Description:	0.040	LIMS ID:	
Method:	ethanol quant.M	Sequence:	06Jun24
Instrument:	US14173023 CN14160045	Injection date:	6/6/2024 3:53:36 PM
Data file:	C:\Chem32\1\Data\06Jun24\65.D	Analyst:	Canonico <i>EC</i>

Dissemination is restricted to Criminal Justice Agencies and authorized agencies ONLY. Secondary dissemination to unauthorized agencies is PROHIBITED. Scottsdale City Prosecutor

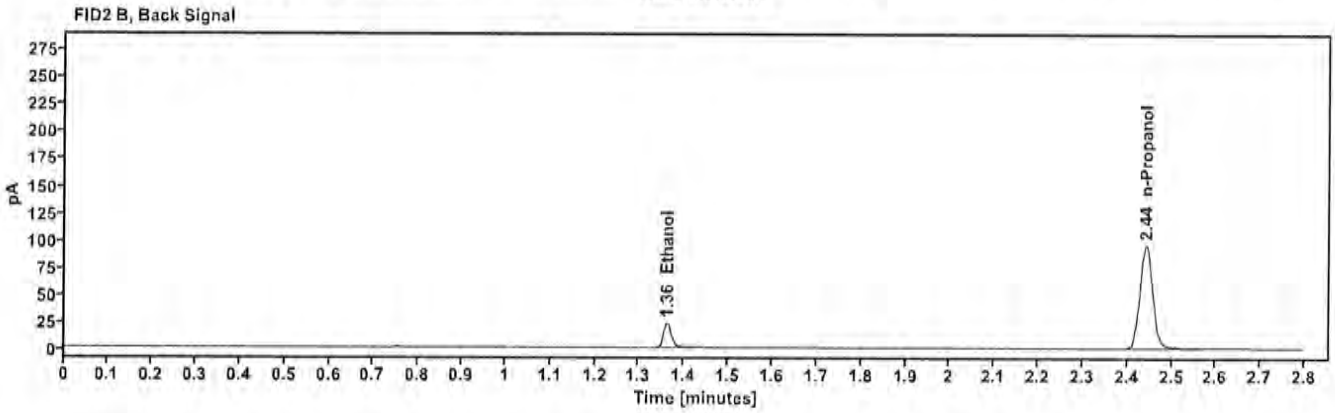
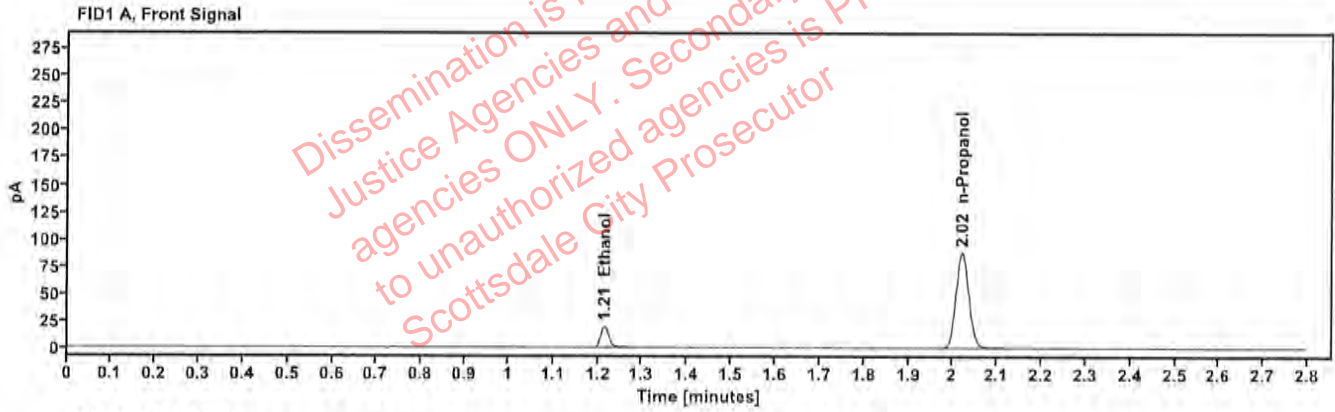


Table 1: FID 1 A (column DB-ALC1)

Compound	Amount (g/100mL)	Time (min)	Peak Area
>Ethanol	0.0411	1.214	24.999
n-Propanol	-----	2.020	175.416

Table 2: FID 2 B (column DB-ALC2)

Compound	Time (min)	Peak Area
Ethanol	1.362	27.295
n-Propanol	2.442	190.269

# Scottsdale Police Department Crime Lab Volatiles Analysis

Sample:	4110320133/11	Vial:	66
Description:	0.199	LIMS ID:	
Method:	ethanol quant.M	Sequence:	06Jun24
Instrument:	US14173023 CN14160045	Injection date:	6/6/2024 3:57:35 PM
Data file:	C:\Chem32\1\Data\06Jun24\66.D	Analyst:	Canonico <i>EC</i>

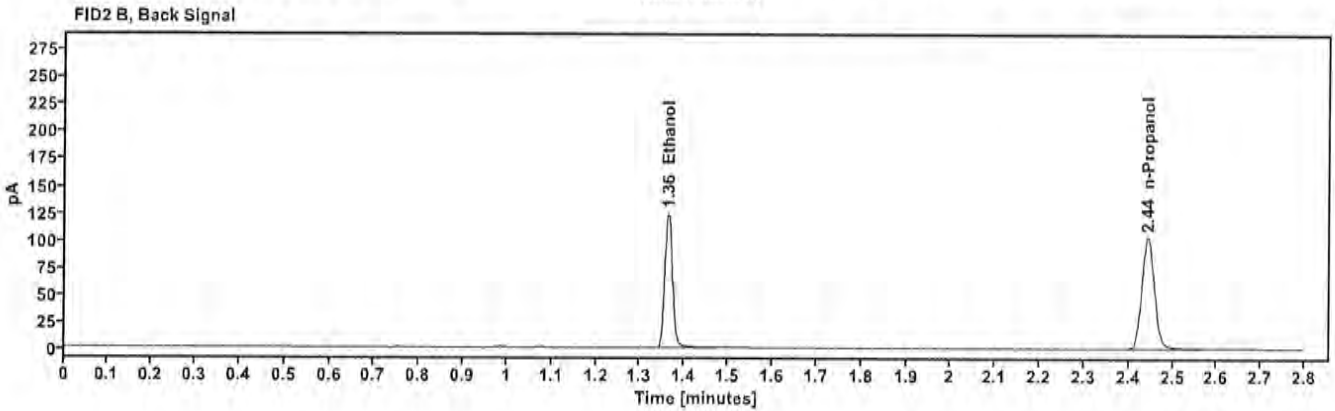
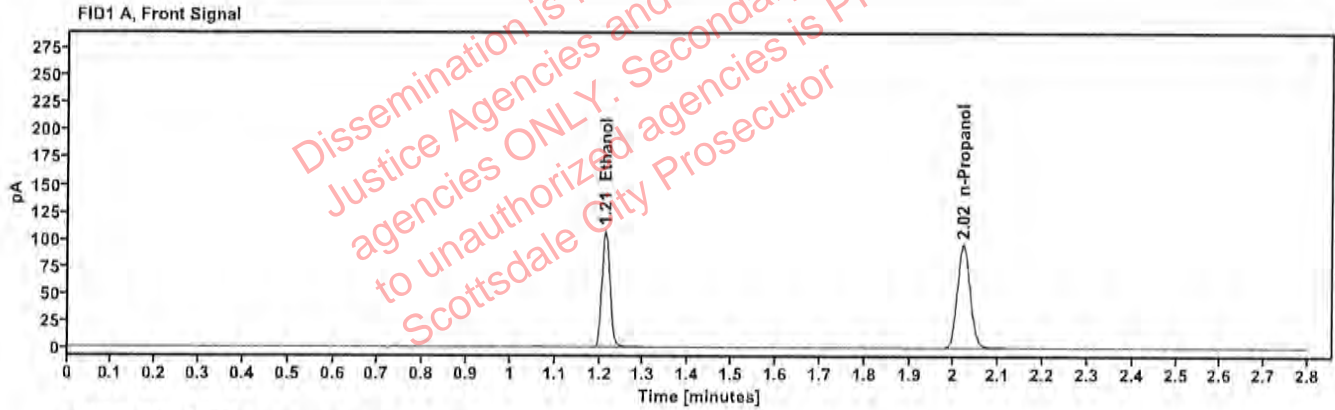


Table 1: FID 1 A (column DB-ALC1)

Compound	Amount (g/100mL)	Time (min)	Peak Area
>Ethanol	0.2034	1.213	136.752
n-Propanol	-----	2.021	189.423

Table 2: FID 2 B (column DB-ALC2)

Compound	Time (min)	Peak Area
Ethanol	1.362	150.439
n-Propanol	2.443	205.392

# Scottsdale Police Department Crime Lab Volatiles Analysis

Sample:	032824AQ	Vial:	67
Description:	Negative	LIMS ID:	
Method:	ethanol quant.M	Sequence:	06Jun24
Instrument:	US14173023 CN14160045	Injection date:	6/6/2024 4:01:49 PM
Data file:	C:\Chem32\1\Data\06Jun24\67.D	Analyst:	Canonico <i>EL</i>

Dissemination is restricted to Criminal Justice Agencies and authorized agencies ONLY. Secondary dissemination to unauthorized agencies is PROHIBITED. Scottsdale City Prosecutor

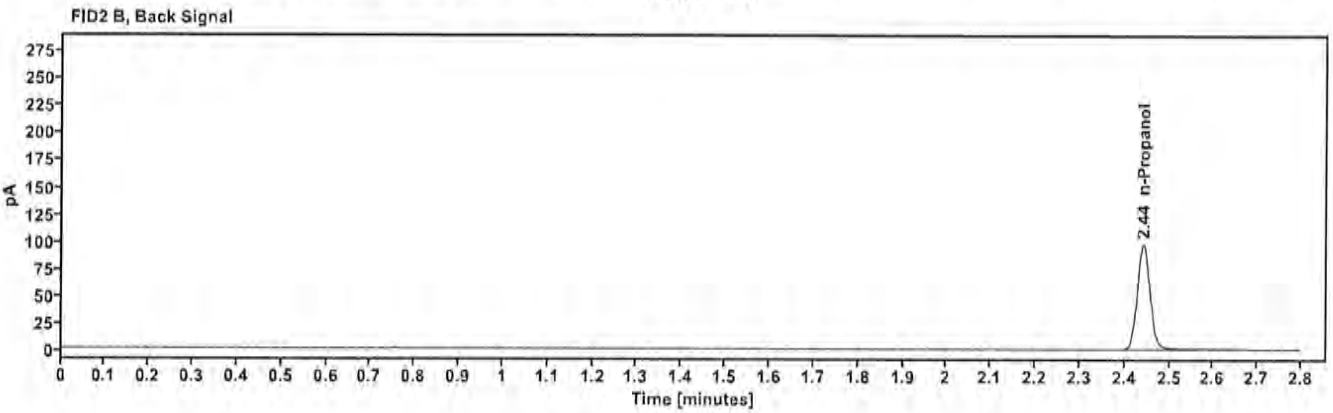
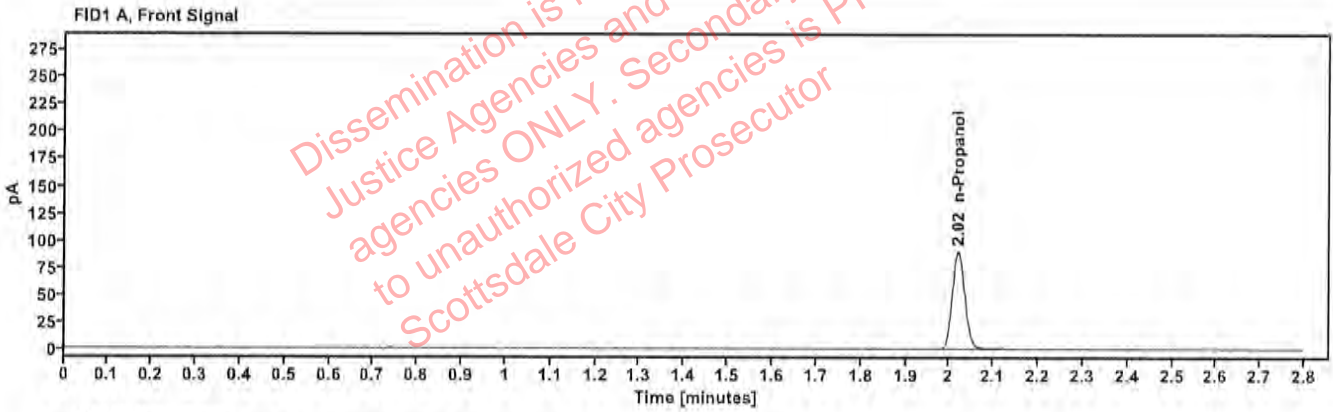


Table 1: FID 1 A (column DB-ALC1)

Compound	Amount (g/100mL)	Time (min)	Peak Area
n-Propanol	---	2.020	178.678

Table 2: FID 2 B (column DB-ALC2)

Compound	Time (min)	Peak Area
n-Propanol	2.442	193.730

# Sequence Summary

Sequence name: 06Jun24      Instrument: US14173023 CN14160045      Analyst: Canonico

Vial	Sample	Description	Type	LIMS ID	Method
1	FN03122113	0.020 calibrator	Calibration		ethanol quant.M
2	FN03072301	0.100 calibrator	Calibration		ethanol quant.M
3	FN03132302	0.200 calibrator	Calibration		ethanol quant.M
4	FN03052102	0.400 calibrator	Calibration		ethanol quant.M
5	050624WB	Negative	Control		ethanol quant.M
6	050721MIX	Volatiles mix	Control		ethanol quant.M
7	30012020-A	0.400	Control		ethanol quant.M
8	14082019-B	0.040	Control		ethanol quant.M
9	4110320133/11	0.199	Control		ethanol quant.M
10	2411174-2		Sample		ethanol quant.M
11	2411174-2		Sample		ethanol quant.M
12	2411208-2		Sample		ethanol quant.M
13	2411208-2		Sample		ethanol quant.M
14	2411276-2		Sample		ethanol quant.M
15	2411276-2		Sample		ethanol quant.M
16	2411272-1		Sample		ethanol quant.M
17	2411272-1		Sample		ethanol quant.M
18	2411328-2		Sample		ethanol quant.M
19	2411328-2		Sample		ethanol quant.M
20	25052023-A	0.100	Control		ethanol quant.M
21	2411383-2		Sample		ethanol quant.M
22	2411383-2		Sample		ethanol quant.M
23	VIAL000257		Sample		ethanol quant.M
24	VIAL000257		Sample		ethanol quant.M
25	VIAL000185		Sample		ethanol quant.M
26	VIAL000185		Sample		ethanol quant.M
27	VIAL000122		Sample		ethanol quant.M
28	VIAL000122		Sample		ethanol quant.M
29	VIAL000230		Sample		ethanol quant.M
30	VIAL000230		Sample		ethanol quant.M
31	4110320133/11	0.199	Control		ethanol quant.M
32	353-01M.B.		Sample		ethanol quant.M
33	353-01M.B.		Sample		ethanol quant.M
34	334-01B.R.		Sample		ethanol quant.M
35	334-01B.R.		Sample		ethanol quant.M
36	342-01C.V.		Sample		ethanol quant.M
37	342-01C.V.		Sample		ethanol quant.M
38	404-01K.M.		Sample		ethanol quant.M
39	404-01K.M.		Sample		ethanol quant.M
40	334-01S.U.		Sample		ethanol quant.M
41	334-01S.U.		Sample		ethanol quant.M
42	25052023-A	0.100	Control		ethanol quant.M
43	409-01A.M.		Sample		ethanol quant.M
44	409-01A.M.		Sample		ethanol quant.M
45	404-01A.F.		Sample		ethanol quant.M
46	404-01A.F.		Sample		ethanol quant.M
47	2411465-4		Sample		ethanol quant.M

Dissemination is restricted to Criminal Justice Agencies and authorized agencies ONLY. Secondary dissemination to unauthorized agencies is PROHIBITED. Scottsdale City Prosecutor

## Sequence Summary

22

48	2411465-4		Sample		ethanol quant.M
49	2317578-2		Sample		ethanol quant.M
50	2317578-2		Sample		ethanol quant.M
51	2411399-2		Sample		ethanol quant.M
52	2411399-2		Sample		ethanol quant.M
53	25052023-A	0.100	Control		ethanol quant.M
54	2411288-1		Sample		ethanol quant.M
55	2411288-1		Sample		ethanol quant.M
56	2411612-1		Sample		ethanol quant.M
57	2411612-1		Sample		ethanol quant.M
58	2411256-2		Sample		ethanol quant.M
59	2411256-2		Sample		ethanol quant.M
60	2411620-2		Sample		ethanol quant.M
61	2411620-2		Sample		ethanol quant.M
62	2411387-1		Sample		ethanol quant.M
63	2411387-1		Sample		ethanol quant.M
64	30012020-A	0.400	Control		ethanol quant.M
65	14082019-B	0.040	Control		ethanol quant.M
66	4110320133/11	0.199	Control		ethanol quant.M
67	032824AQ	Negative	Control		ethanol quant.M

Dissemination is restricted to Criminal Justice Agencies and authorized agencies ONLY. Secondary dissemination to unauthorized agencies is PROHIBITED. Scottsdale City Prosecutor

# Scottsdale Police Department Crime Laboratory Summary of Cases

SEQUENCE NAME: 06Jun24

ANALYST: Canonico

82

Vials	Test 1 (g/dL)	Test 2 (g/dL)	Mean (g/dL)	Percent Difference*	Absolute Difference (g/dL)*
10 11	0.0133	0.0137	0.01350	1.48	0.00020
12 13	0.1426	0.1440	0.14330	0.49	0.00070
14 15	0.2302	0.2288	0.22950	0.31	0.00070
16 17	0.1969	0.1964	0.19665	0.13	0.00025
18 19	0.2600	0.2594	0.25970	0.12	0.00030
21 22	0.2653	0.2645	0.26490	0.15	0.00040
23 24	0.1938	0.1985	0.19615	1.20	0.00235
25 26	0.0817	0.0824	0.08205	0.43	0.00035
27 28	0.0000	0.0000	0.00000	0.00	0.00000
29 30	0.1528	0.1549	0.15385	0.68	0.00105
32 33	0.1684	0.1660	0.16720	0.72	0.00120
34 35	0.1272	0.1263	0.12675	0.36	0.00045
36 37	0.2107	0.2078	0.20925	0.69	0.00145
38 39	0.0396	0.0401	0.03985	0.63	0.00025
40 41	0.1675	0.1665	0.16700	0.30	0.00050
43 44	0.1600	0.1636	0.16180	1.11	0.00180
45 46	0.3123	0.3176	0.31495	0.84	0.00265
47 48	0.1543	0.1528	0.15355	0.49	0.00075
49 50	0.1506	0.1517	0.15115	0.36	0.00055
51 52	0.3641	0.3637	0.36390	0.05	0.00020
54 55	0.0980	0.0981	0.09805	0.05	0.00005
56 57	0.0878	0.0881	0.08795	0.17	0.00015
58 59	0.1971	0.1994	0.19825	0.58	0.00115
60 61	0.2802	0.2789	0.27955	0.23	0.00065
62 63	0.2057	0.2076	0.20665	0.46	0.00095

\*Calculated differences are differences from the mean of the two results.



### Scottsdale Police Department Crime Lab Volatiles Analysis

Sample:	2411174-2	Vial:	10
Description:	[redacted]	LIMS ID:	[redacted]
Method:	ethanol quant.M	Sequence:	06Jun24
Instrument:	US14173023 CN14160045	Injection date:	6/6/2024 12:11:18 PM
Data file:	C:\Chem32\1\Data\06Jun24\10.D	Analyst:	Canonico

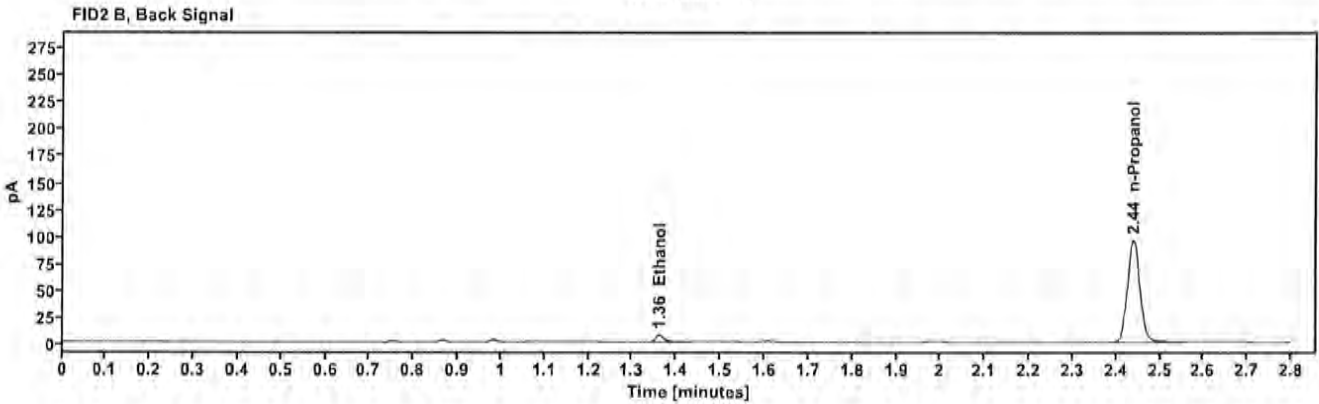
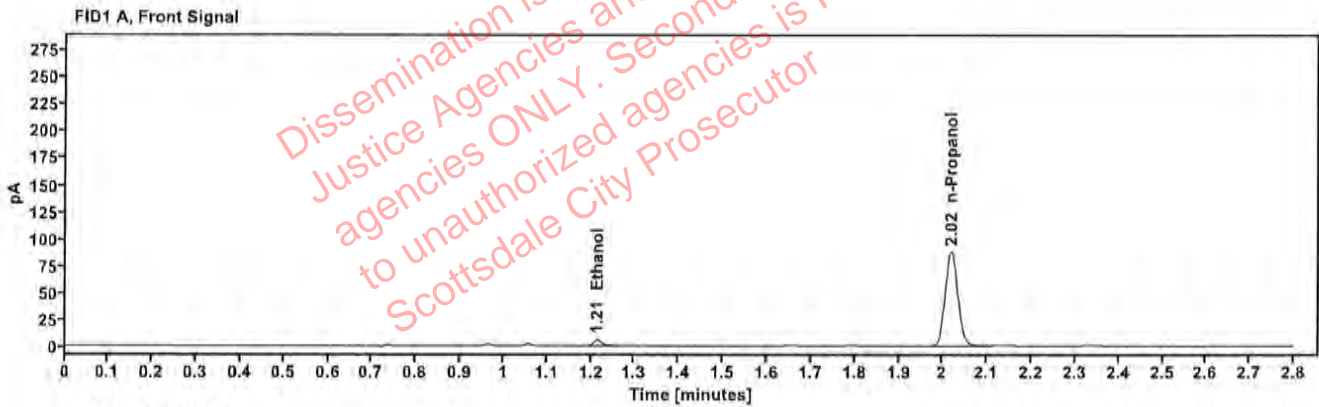


Table 1: FID 1 A (column DB-ALC1)

Compound	Amount (g/100mL)	Time (min)	Peak Area
>Ethanol	0.0133	1.214	7.567
n-Propanol	---	2.018	175.700

Table 2: FID 2 B (column DB-ALC2)

Compound	Time (min)	Peak Area
Ethanol	1.360	8.588
n-Propanol	2.439	190.147



### Scottsdale Police Department Crime Lab Volatiles Analysis

Sample:	2411174-2	Vial:	11
Description:	[REDACTED]	LIMS ID:	[REDACTED]
Method:	ethanol quant.M	Sequence:	06Jun24
Instrument:	US14173023 CN14160045	Injection date:	6/6/2024 12:15:19 PM
Data file:	C:\Chem32\1\Data\06Jun24\11.D	Analyst:	Canonico

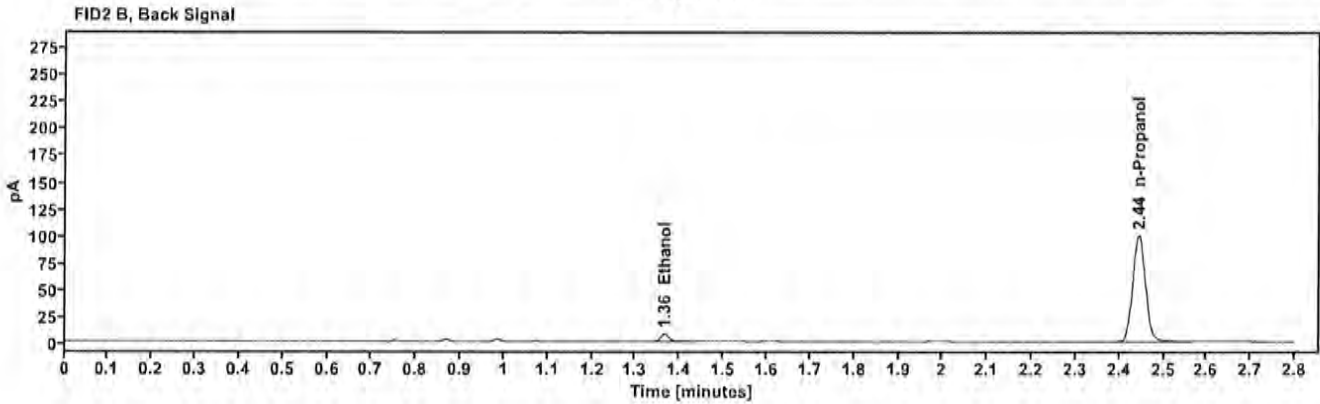
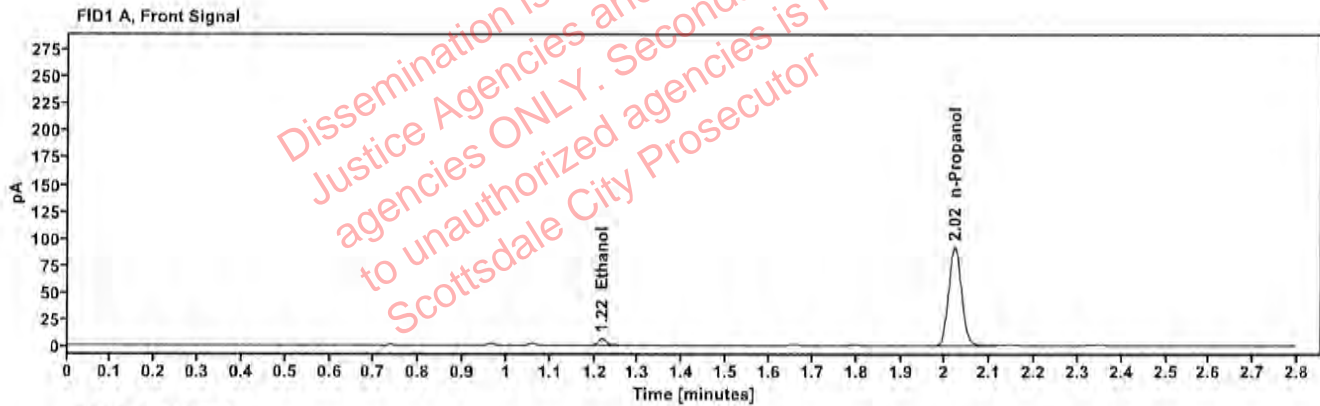


Table 1: FID 1 A (column DB-ALC1)

Compound	Amount (g/100mL)	Time (min)	Peak Area
>Ethanol	0.0137	1.217	8.134
n-Propanol	---	2.021	182.818

Table 2: FID 2 B (column DB-ALC2)

Compound	Time (min)	Peak Area
Ethanol	1.365	9.312
n-Propanol	2.444	199.029

### Scottsdale Police Department Crime Lab Volatiles Analysis

Sample:	2411208-2	Vial:	12
Description:	[REDACTED]	LIMS ID:	[REDACTED]
Method:	ethanol quant.M	Sequence:	06Jun24
Instrument:	US14173023 CN14160045	Injection date:	6/6/2024 12:19:18 PM
Data file:	C:\Chem32\1\Data\06Jun24\12.D	Analyst:	Canonico

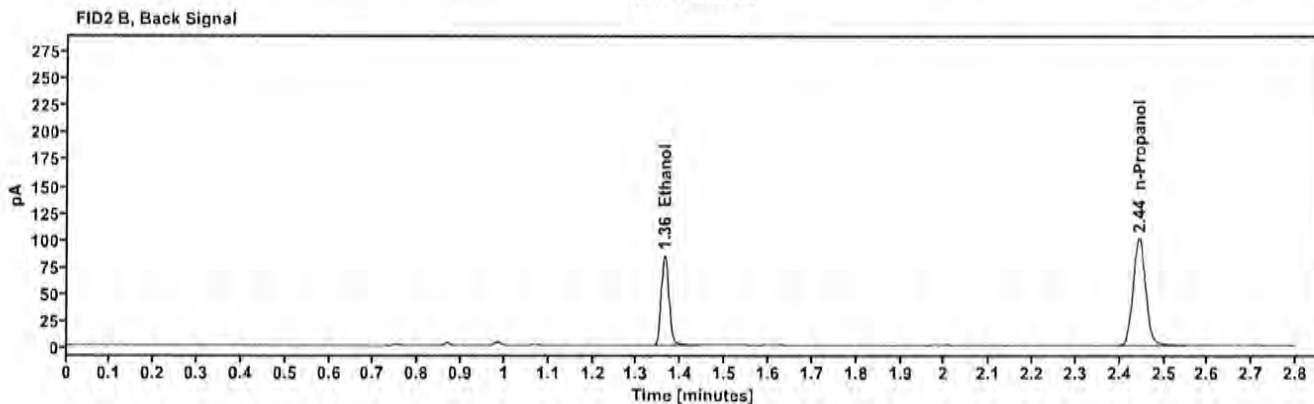
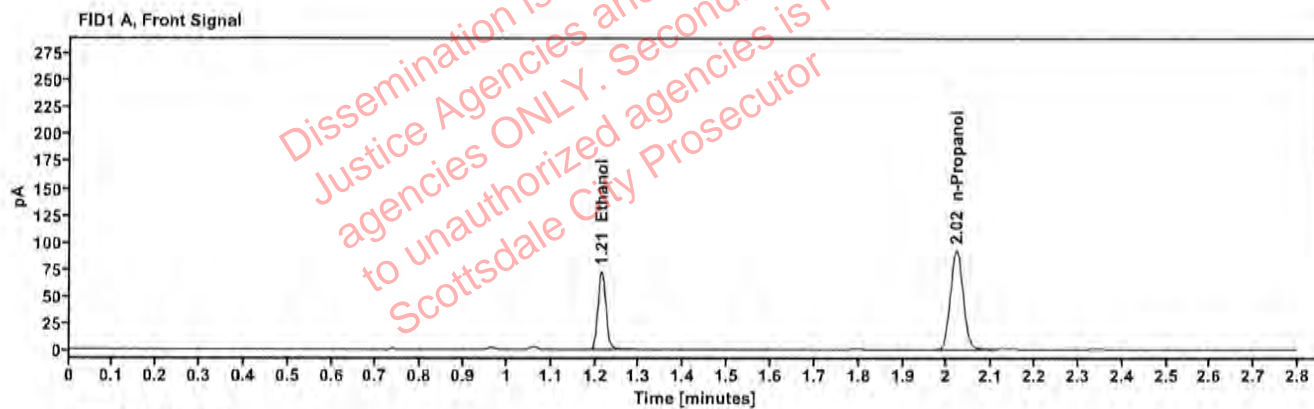


Table 1: FID 1 A (column DB-ALC1)

Compound	Amount (g/100mL)	Time (min)	Peak Area
>Ethanol	0.1426	1.214	92.900
n-Propanol	---	2.021	184.099

Table 2: FID 2 B (column DB-ALC2)

Compound	Time (min)	Peak Area
Ethanol	1.362	101.973
n-Propanol	2.443	199.595

### Scottsdale Police Department Crime Lab Volatiles Analysis

Sample:	2411208-2	Vial:	13
Description:	[REDACTED]	LIMS ID:	[REDACTED]
Method:	ethanol quant.M	Sequence:	06Jun24
Instrument:	US14173023 CN14160045	Injection date:	6/6/2024 12:23:33 PM
Data file:	C:\Chem32\1\Data\06Jun24\13.D	Analyst:	Canonico

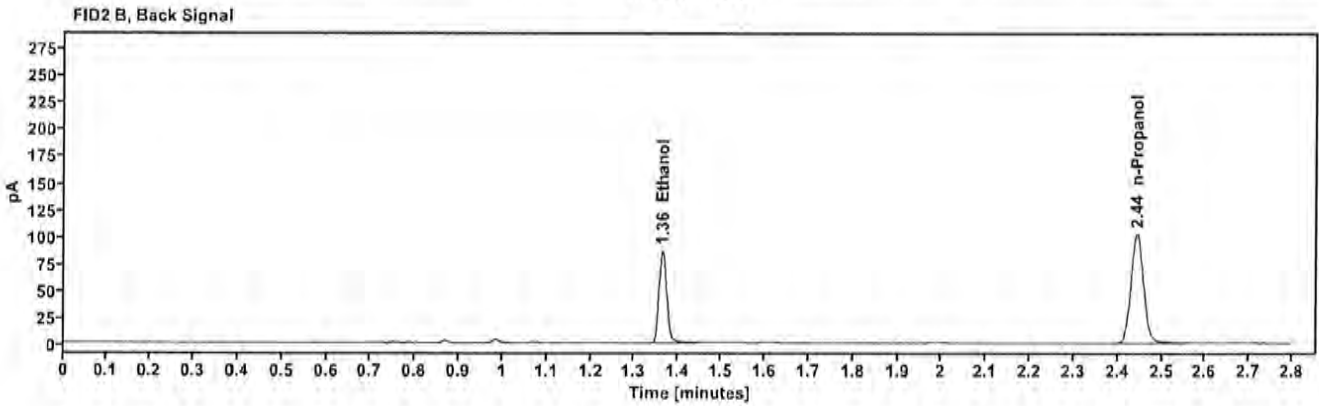
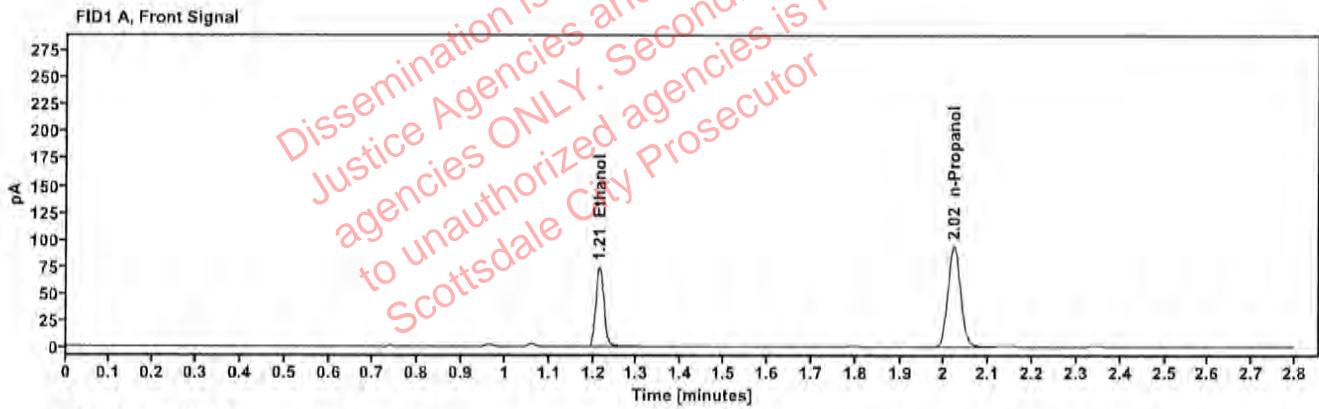


Table 1: FID 1 A (column DB-ALC1)

Compound	Amount (g/100mL)	Time (min)	Peak Area
>Ethanol	0.1440	1.214	95.537
n-Propanol	---	2.021	187.474

Table 2: FID 2 B (column DB-ALC2)

Compound	Time (min)	Peak Area
Ethanol	1.363	104.286
n-Propanol	2.444	203.360

### Scottsdale Police Department Crime Lab Volatiles Analysis

Sample:	2411276-2	Vial:	14
Description:	[REDACTED]	LIMS ID:	[REDACTED]
Method:	ethanol quant.M	Sequence:	06Jun24
Instrument:	US14173023 CN14160045	Injection date:	6/6/2024 12:27:33 PM
Data file:	C:\Chem32\1\Data\06Jun24\14.D	Analyst:	Canonico

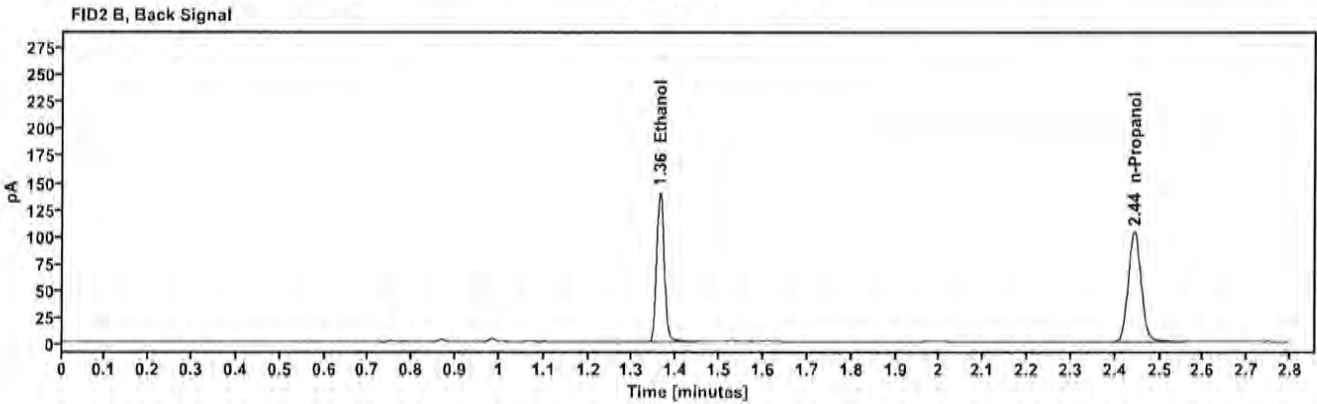
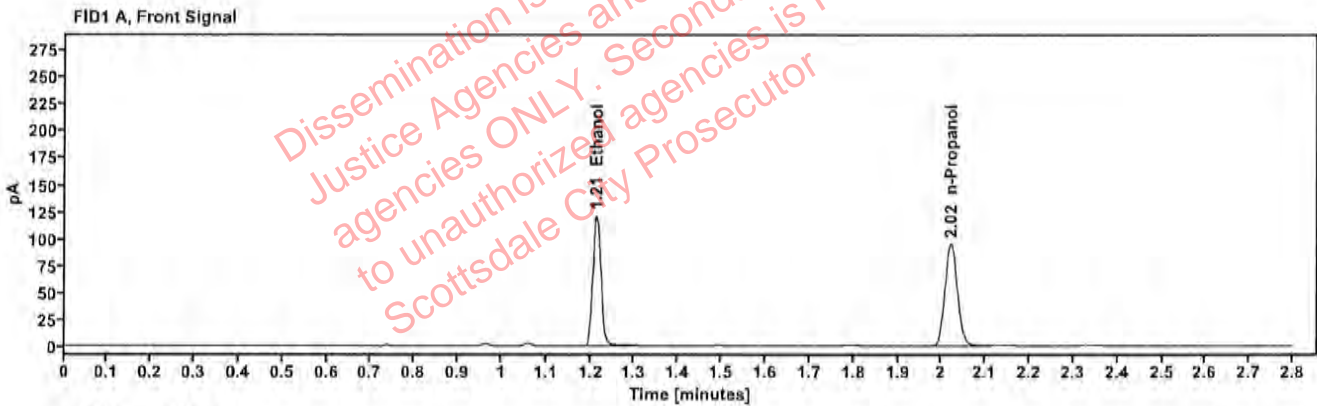


Table 1: FID 1 A (column DB-ALC1)

Compound	Amount (g/100mL)	Time (min)	Peak Area
>Ethanol	0.2302	1.213	154.817
n-Propanol	—	2.021	189.391

Table 2: FID 2 B (column DB-ALC2)

Compound	Time (min)	Peak Area
Ethanol	1.362	170.029
n-Propanol	2.443	205.651

### Scottsdale Police Department Crime Lab Volatiles Analysis

Sample:	2411276-2	Vial:	15
Description:	[REDACTED]	LIMS ID:	[REDACTED]
Method:	ethanol quant.M	Sequence:	06Jun24
Instrument:	US14173023 CN14160045	Injection date:	6/6/2024 12:31:33 PM
Data file:	C:\Chem32\1\Data\06Jun24\15.D	Analyst:	Canonico

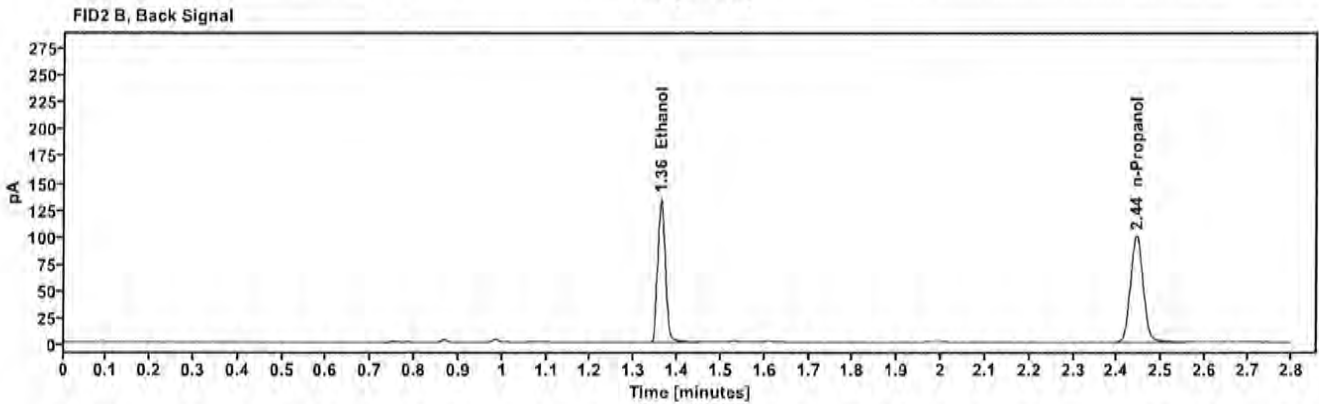
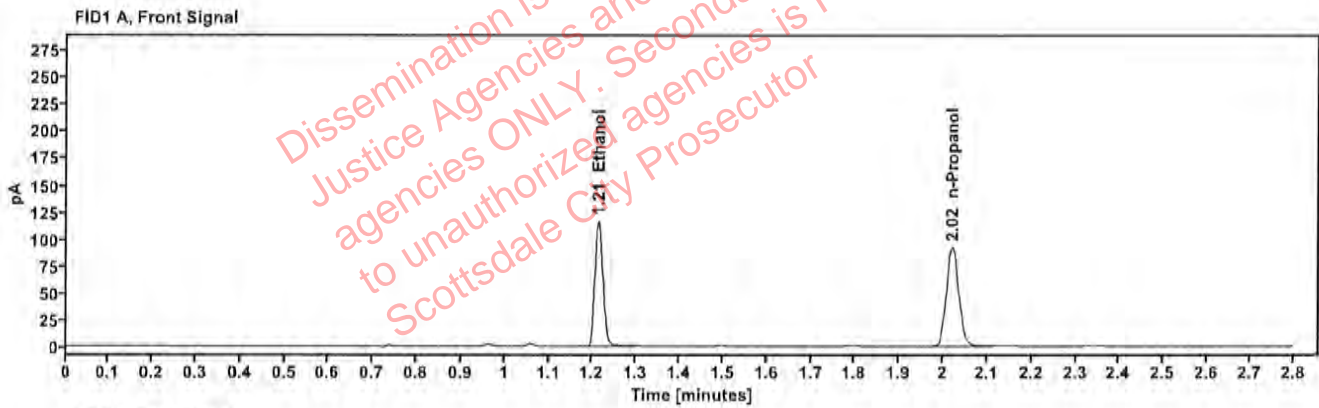


Table 1: FID 1 A (column DB-ALC1)

Compound	Amount (g/100mL)	Time (min)	Peak Area
>Ethanol	0.2288	1.213	148.687
n-Propanol	—	2.021	183.000

Table 2: FID 2 B (column DB-ALC2)

Compound	Time (min)	Peak Area
Ethanol	1.362	163.294
n-Propanol	2.443	198.628

### Scottsdale Police Department Crime Lab Volatiles Analysis

Sample:	2411272-1	Vial:	16
Description:	██████████	LIMS ID:	██████████
Method:	ethanol quant.M	Sequence:	06Jun24
Instrument:	US14173023 CN14160045	Injection date:	6/6/2024 12:35:34 PM
Data file:	C:\Chem32\1\Data\06Jun24\16.D	Analyst:	Canonico

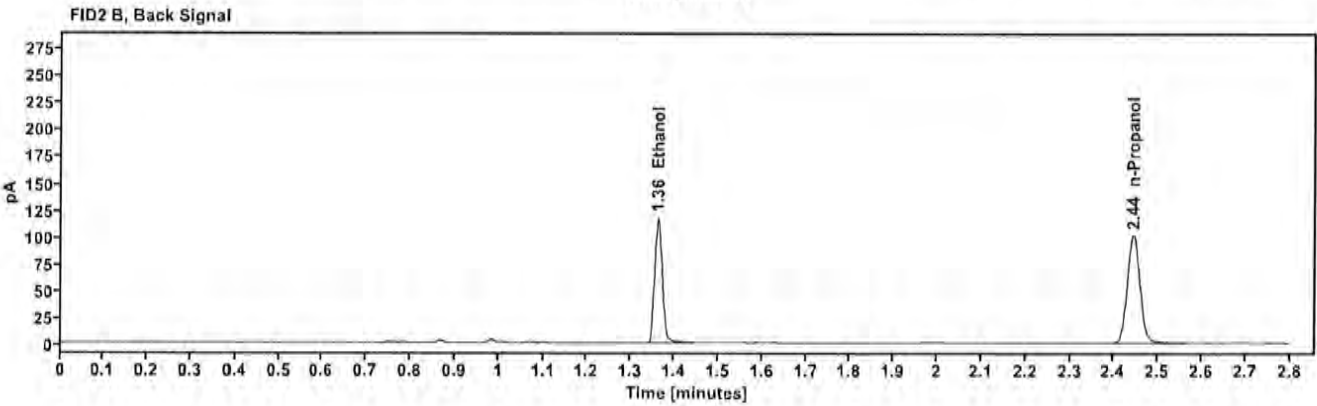
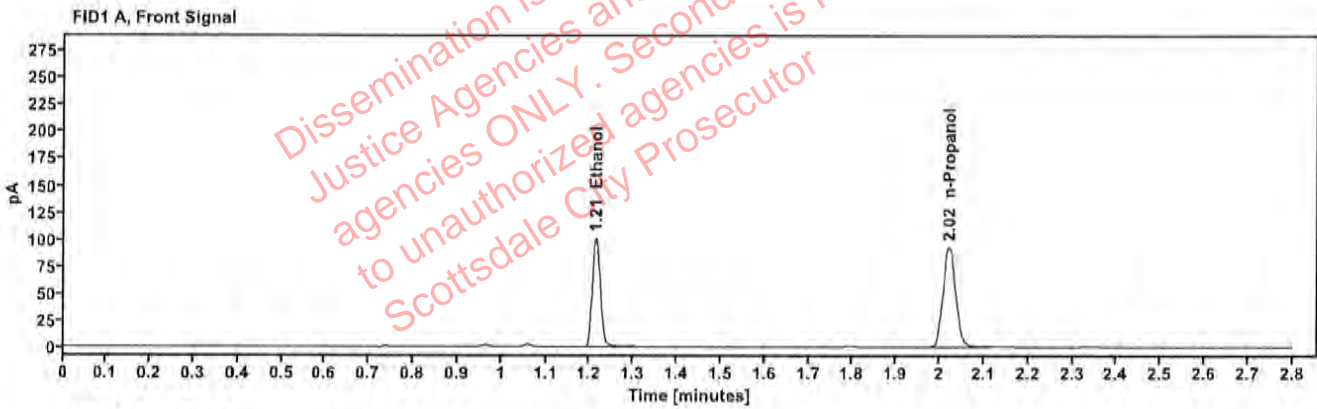


Table 1: FID 1 A (column DB-ALC1)

Compound	Amount (g/100mL)	Time (min)	Peak Area
>Ethanol	0.1969	1.213	129.237
n-Propanol	---	2.021	184.991

Table 2: FID 2 B (column DB-ALC2)

Compound	Time (min)	Peak Area
Ethanol	1.362	141.770
n-Propanol	2.443	200.709

### Scottsdale Police Department Crime Lab Volatiles Analysis

Sample:	2411272-1	Vial:	17
Description:	[REDACTED]	LIMS ID:	[REDACTED]
Method:	ethanol quant.M	Sequence:	06Jun24
Instrument:	US14173023 CN14160045	Injection date:	6/6/2024 12:39:34 PM
Data file:	C:\Chem32\1\Data\06Jun24\17.D	Analyst:	Canonico

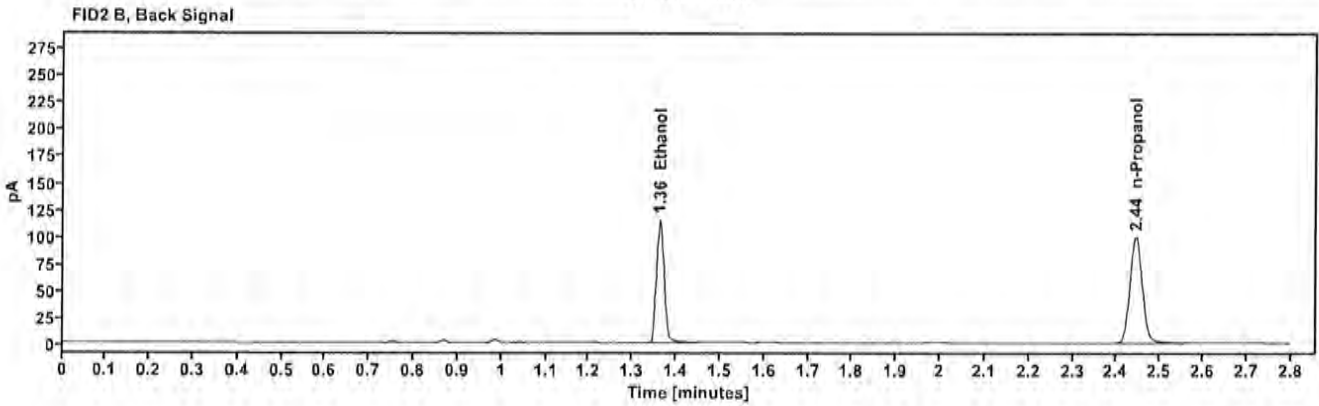
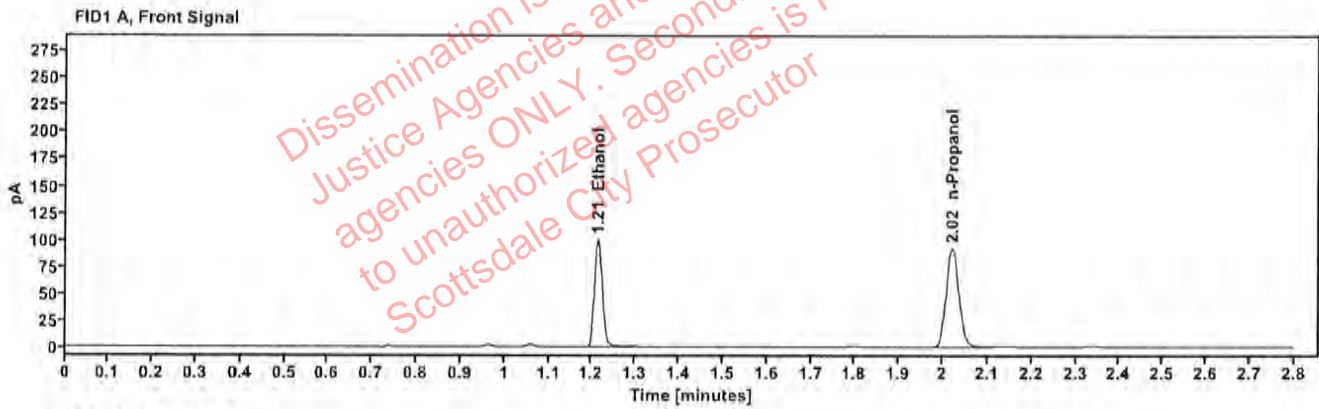


Table 1: FID 1 A (column DB-ALC1)

Compound	Amount (g/100mL)	Time (min)	Peak Area
>Ethanol	0.1964	1.213	127.330
n-Propanol	—	2.021	182.692

Table 2: FID 2 B (column DB-ALC2)

Compound	Time (min)	Peak Area
Ethanol	1.362	139.738
n-Propanol	2.444	198.137

### Scottsdale Police Department Crime Lab Volatiles Analysis

Sample:	2411328-2	Vial:	18
Description:	[REDACTED]	LIMS ID:	[REDACTED]
Method:	ethanol quant.M	Sequence:	06Jun24
Instrument:	US14173023 CN14160045	Injection date:	6/6/2024 12:43:33 PM
Data file:	C:\Chem32\1\Data\06Jun24\18.D	Analyst:	Canonico

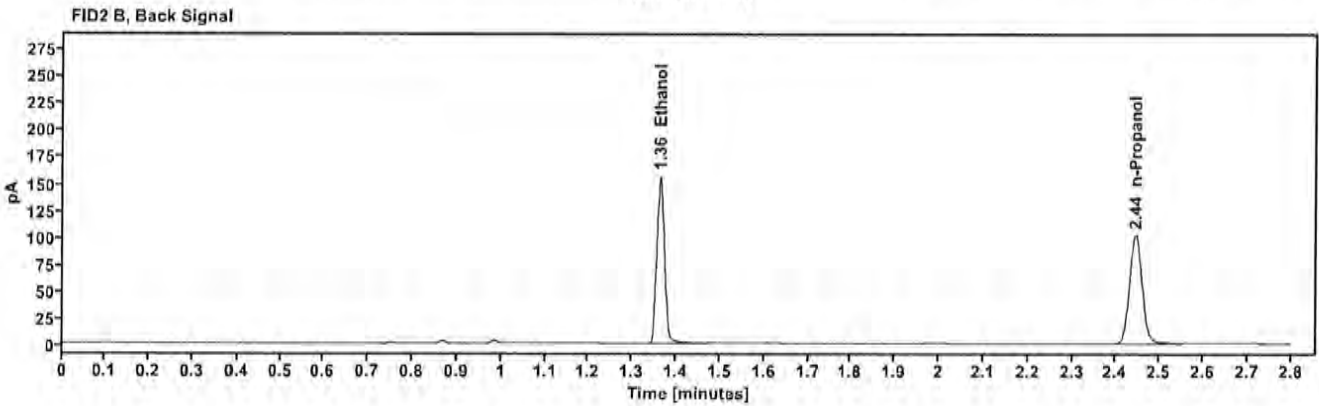
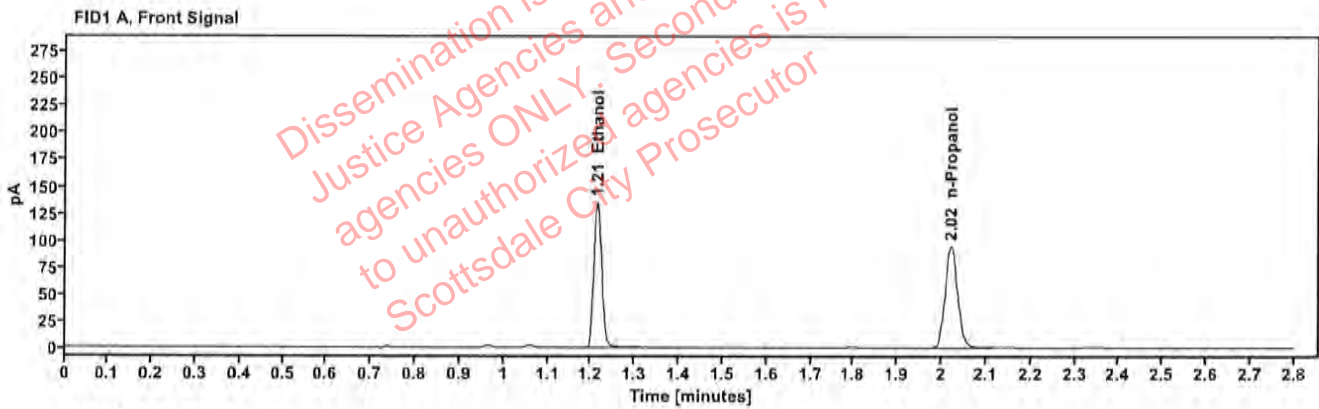


Table 1: FID 1 A (column DB-ALC1)

Compound	Amount (g/100mL)	Time (min)	Peak Area
>Ethanol	0.2600	1.214	172.939
n-Propanol	---	2.021	187.148

Table 2: FID 2 B (column DB-ALC2)

Compound	Time (min)	Peak Area
Ethanol	1.363	191.215
n-Propanol	2.444	202.691



### Scottsdale Police Department Crime Lab Volatiles Analysis

Sample:	2411328-2	Vial:	19
Description:	[REDACTED]	LIMS ID:	[REDACTED]
Method:	ethanol quant.M	Sequence:	06Jun24
Instrument:	US14173023 CN14160045	Injection date:	6/6/2024 12:47:48 PM
Data file:	C:\Chem32\1\Data\06Jun24\19.D	Analyst:	Canonico

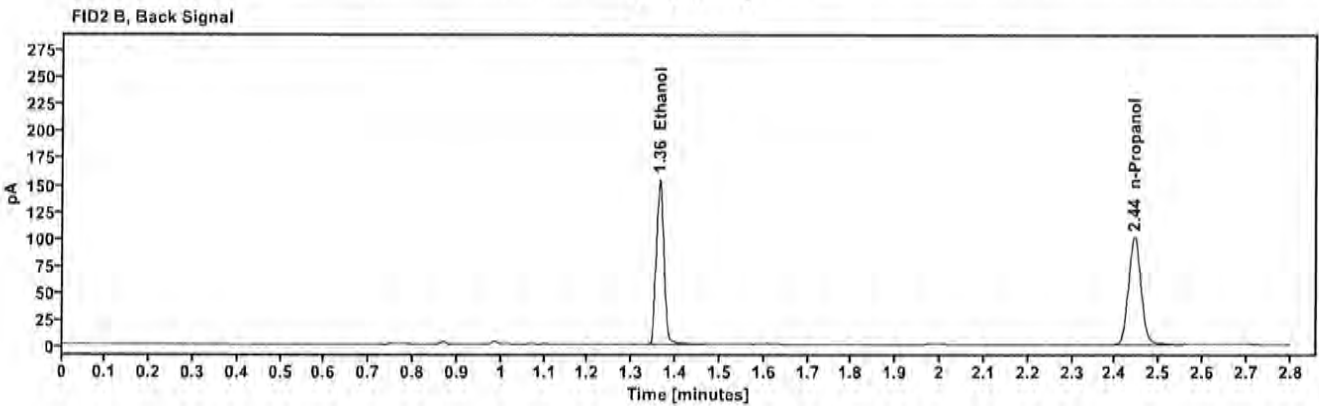
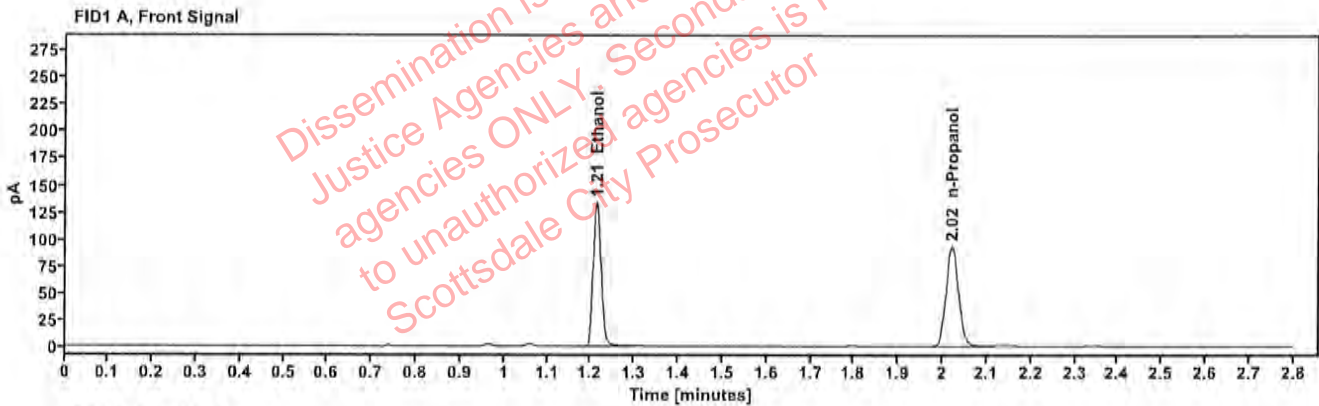


Table 1: FID 1 A (column DB-ALC1)

Compound	Amount (g/100mL)	Time (min)	Peak Area
>Ethanol	0.2594	1.213	170.314
n-Propanol	---	2.021	184.743

Table 2: FID 2 B (column DB-ALC2)

Compound	Time (min)	Peak Area
Ethanol	1.362	188.264
n-Propanol	2.444	200.050

### Scottsdale Police Department Crime Lab Volatiles Analysis

Sample:	2411383-2	Vial:	21
Description:	[REDACTED]	LIMS ID:	[REDACTED]
Method:	ethanol quant.M	Sequence:	06Jun24
Instrument:	US14173023 CN14160045	Injection date:	6/6/2024 12:55:48 PM
Data file:	C:\Chem32\1\Data\06Jun24\21.D	Analyst:	Canonico

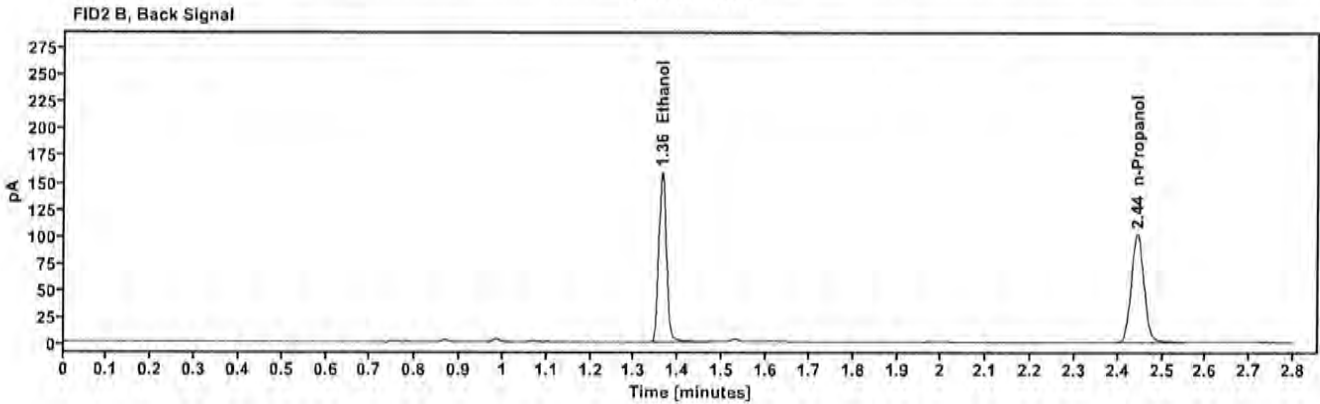
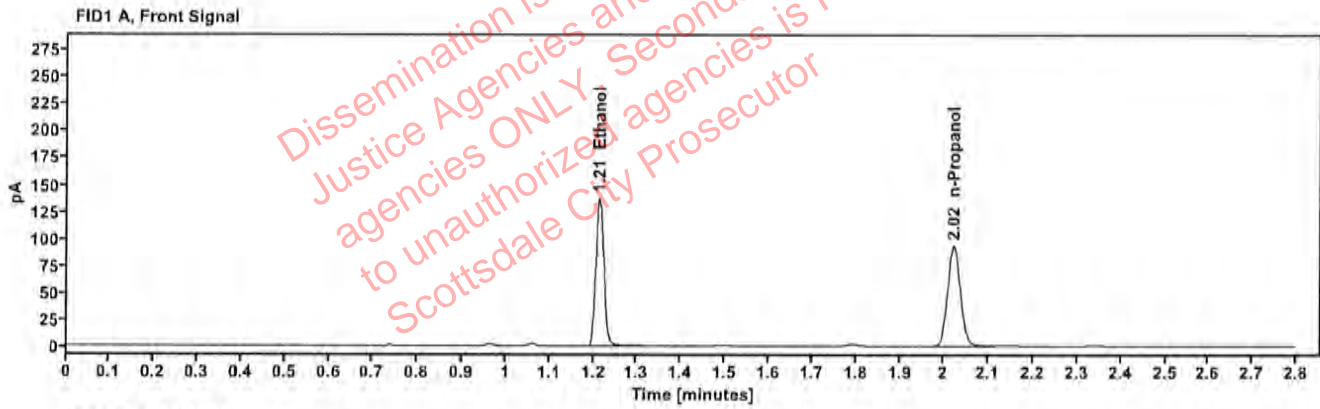


Table 1: FID 1 A (column DB-ALC1)

Compound	Amount (g/100mL)	Time (min)	Peak Area
>Ethanol	0.2653	1.213	174.978
n-Propanol	—	2.021	185.571

Table 2: FID 2 B (column DB-ALC2)

Compound	Time (min)	Peak Area
Ethanol	1.363	193.514
n-Propanol	2.444	200.874

### Scottsdale Police Department Crime Lab Volatiles Analysis

Sample:	2411383-2	Vial:	22
Description:	[REDACTED]	LIMS ID:	[REDACTED]
Method:	ethanol quant.M	Sequence:	06Jun24
Instrument:	US14173023 CN14160045	Injection date:	6/6/2024 12:59:48 PM
Data file:	C:\Chem32\1\Data\06Jun24\22.D	Analyst:	Canonico

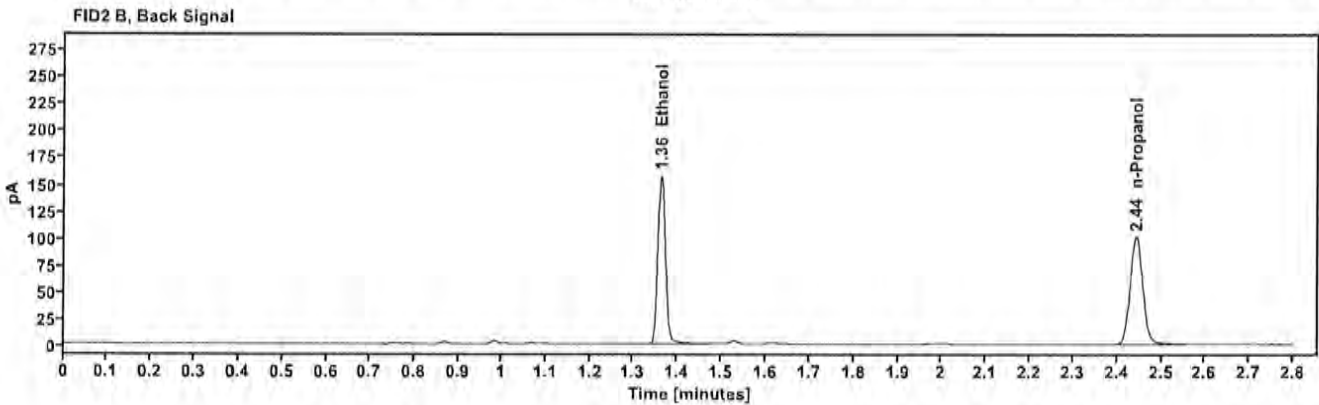
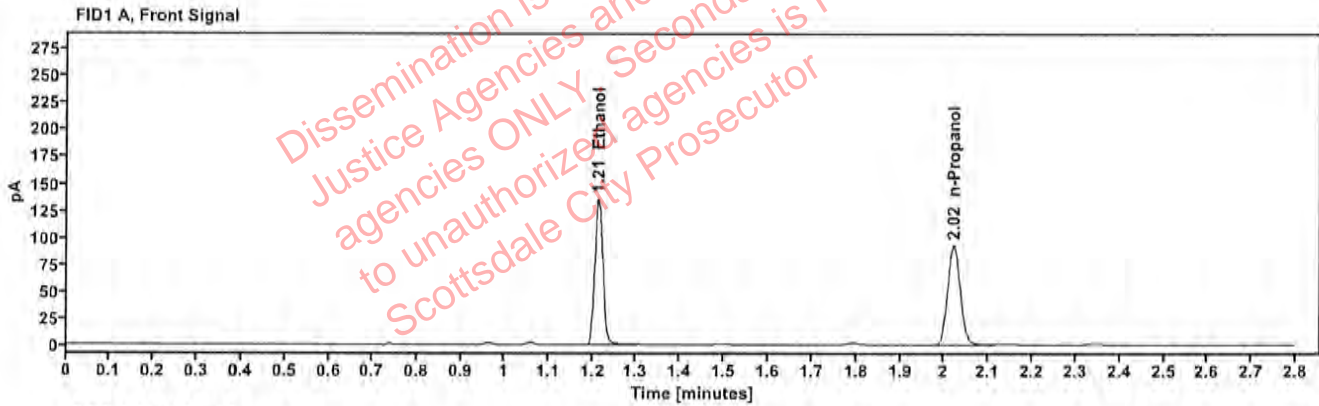


Table 1: FID 1 A (column DB-ALC1)

Compound	Amount (g/100mL)	Time (min)	Peak Area
>Ethanol	0.2645	1.213	173.231
n-Propanol	—	2.021	184.310

Table 2: FID 2 B (column DB-ALC2)

Compound	Time (min)	Peak Area
Ethanol	1.362	191.724
n-Propanol	2.443	199.734

### Scottsdale Police Department Crime Lab Volatiles Analysis

Sample:	VIAL000257	Vial:	23
Description:	[REDACTED]	LIMS ID:	[REDACTED]
Method:	ethanol quant.M	Sequence:	06Jun24
Instrument:	US14173023 CN14160045	Injection date:	6/6/2024 1:03:48 PM
Data file:	C:\Chem32\1\Data\06Jun24\23.D	Analyst:	Canonico

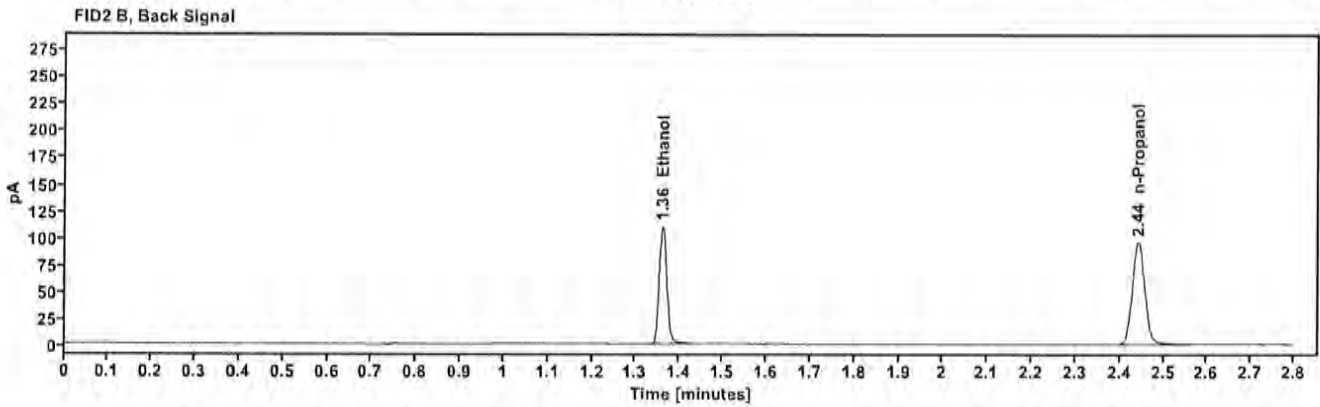
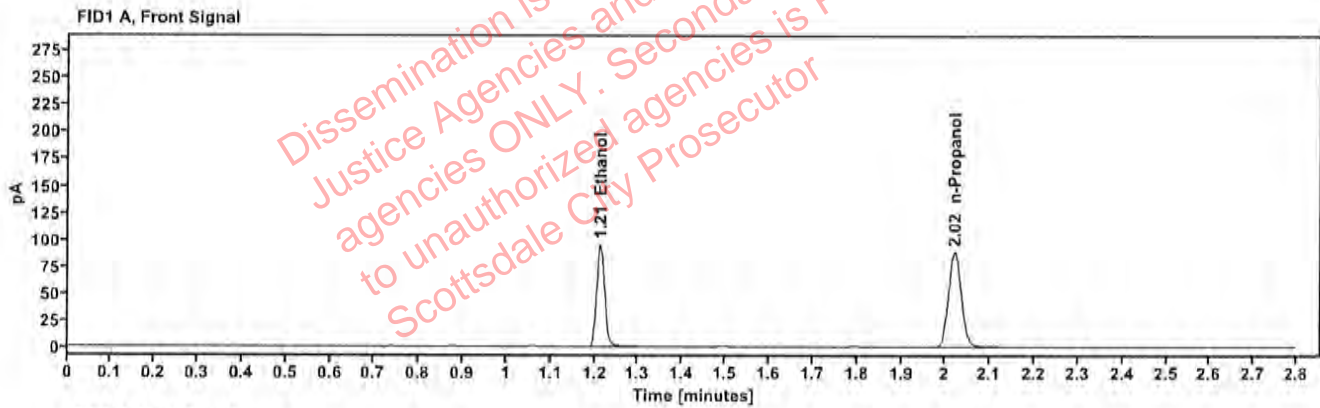


Table 1: FID 1 A (column DB-ALC1)

Compound	Amount (g/100mL)	Time (min)	Peak Area
>Ethanol	0.1938	1.213	121.364
n-Propanol	—	2.020	176.530

Table 2: FID 2 B (column DB-ALC2)

Compound	Time (min)	Peak Area
Ethanol	1.361	132.390
n-Propanol	2.442	191.171

### Scottsdale Police Department Crime Lab Volatiles Analysis

Sample:	VIAL000257	Vial:	24
Description:	[REDACTED]	LIMS ID:	[REDACTED]
Method:	ethanol quant.M	Sequence:	06Jun24
Instrument:	US14173023 CN14160045	Injection date:	6/6/2024 1:07:49 PM
Data file:	C:\Chem32\1\Data\06Jun24\24.D	Analyst:	Canonico

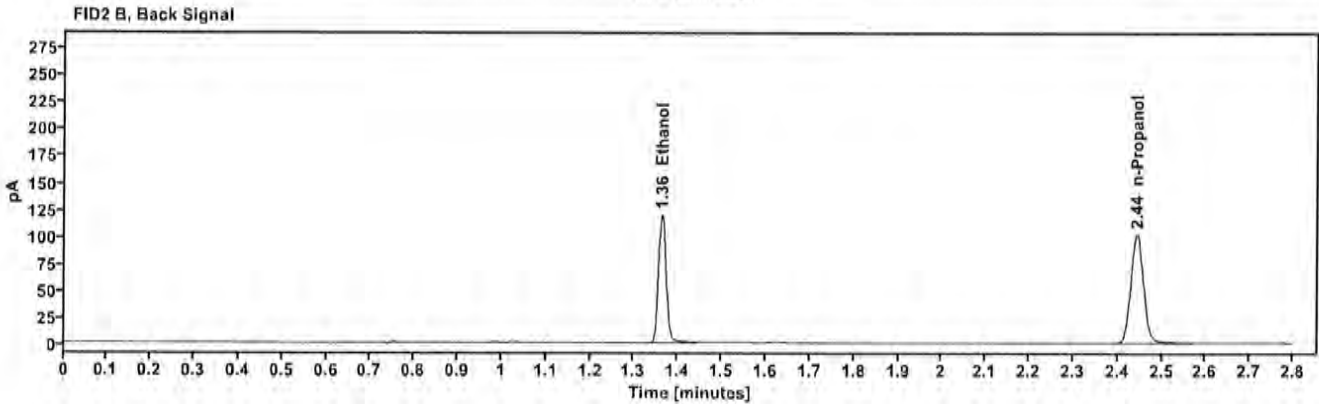
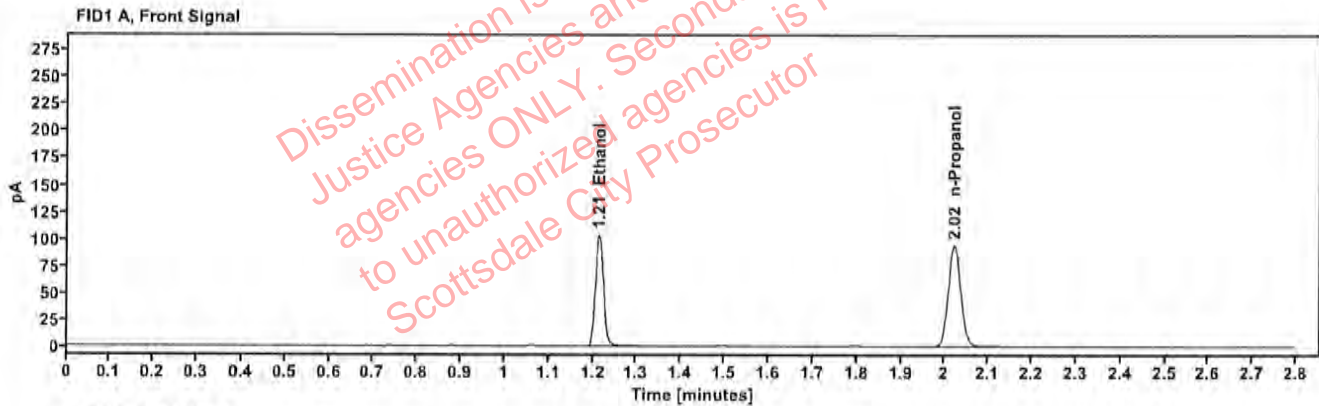


Table 1: FID 1 A (column DB-ALC1)

Compound	Amount (g/100mL)	Time (min)	Peak Area
>Ethanol	0.1985	1.214	132.446
n-Propanol	-----	2.021	188.033

Table 2: FID 2 B (column DB-ALC2)

Compound	Time (min)	Peak Area
Ethanol	1.363	144.637
n-Propanol	2.444	203.751

### Scottsdale Police Department Crime Lab Volatiles Analysis

Sample:	VIAL000185	Vial:	25
Description:	[REDACTED]	LIMS ID:	[REDACTED]
Method:	ethanol quant.M	Sequence:	06Jun24
Instrument:	US14173023 CN14160045	Injection date:	6/6/2024 1:12:04 PM
Data file:	C:\Chem32\1\Data\06Jun24\25.D	Analyst:	Canonico

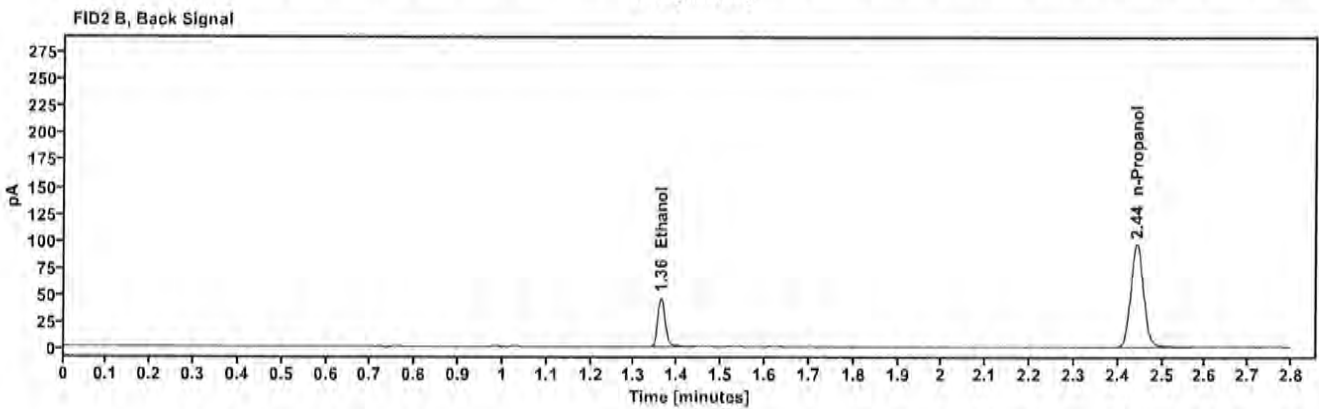
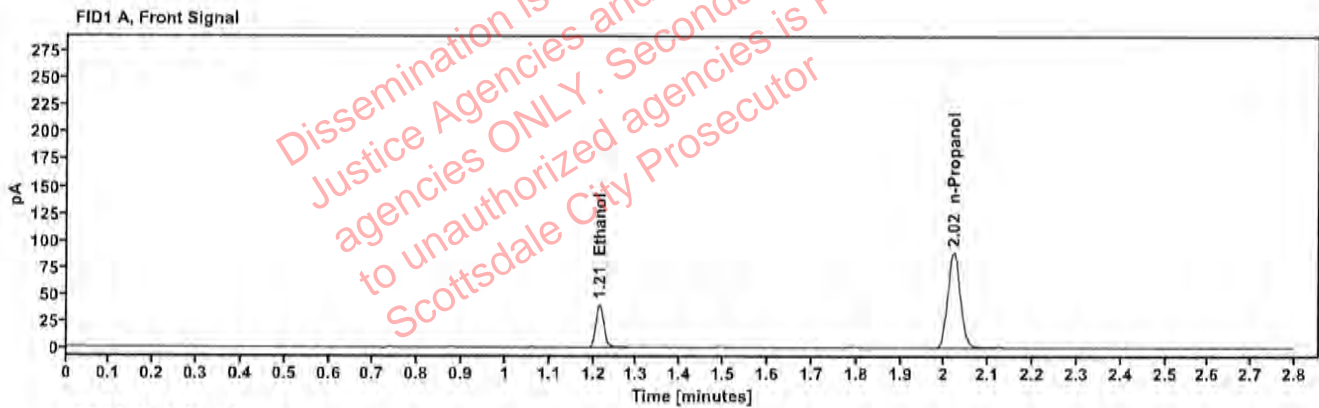


Table 1: FID 1 A (column DB-ALC1)

Compound	Amount (g/100mL)	Time (min)	Peak Area
>Ethanol	0.0817	1.214	51.012
n-Propanol	—	2.020	177.614

Table 2: FID 2 B (column DB-ALC2)

Compound	Time (min)	Peak Area
Ethanol	1.362	55.457
n-Propanol	2.443	192.434

### Scottsdale Police Department Crime Lab Volatiles Analysis

Sample:	VIAL000185	Vial:	26
Description:	[REDACTED]	LIMS ID:	[REDACTED]
Method:	ethanol quant.M	Sequence:	06Jun24
Instrument:	US14173023 CN14160045	Injection date:	6/6/2024 1:16:04 PM
Data file:	C:\Chem32\1\Data\06Jun24\26.D	Analyst:	Canonico

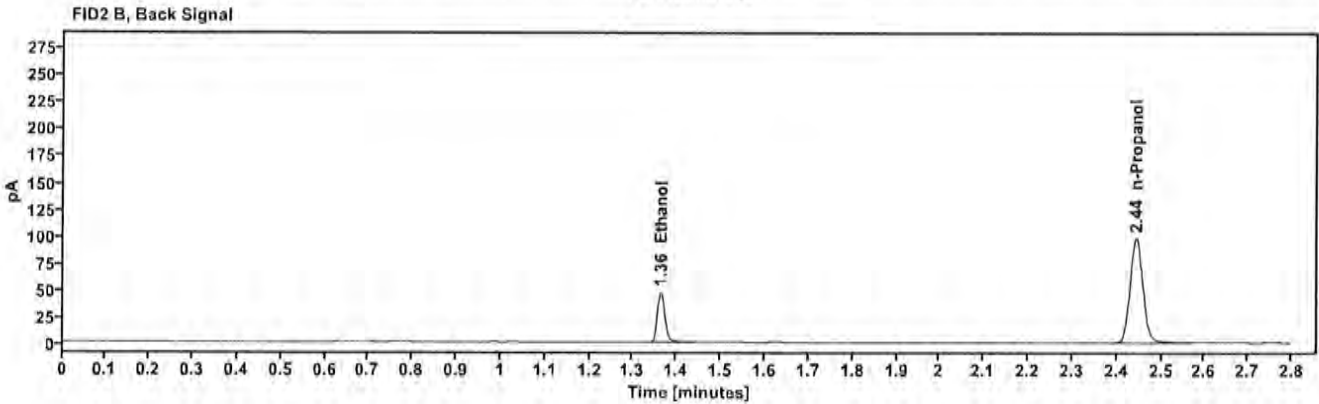
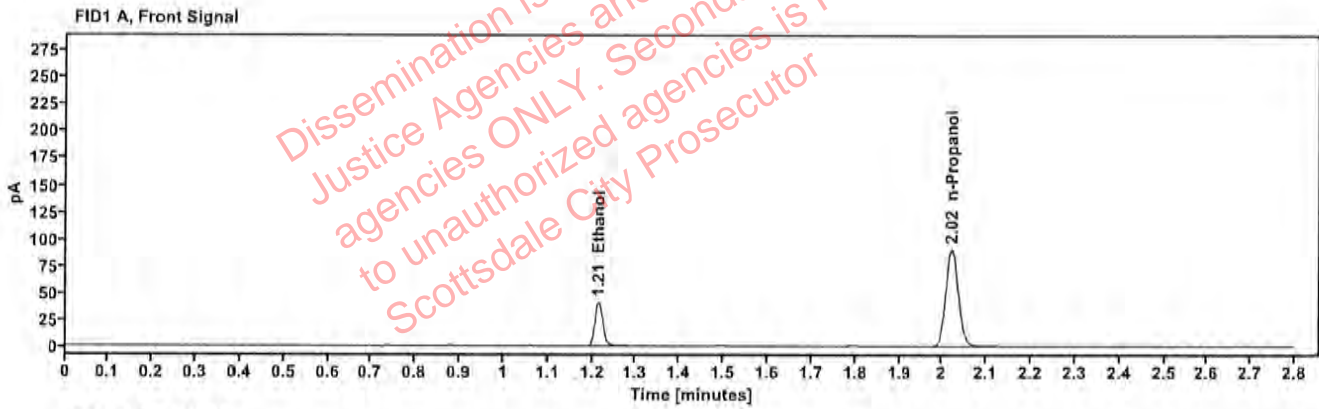


Table 1: FID 1 A (column DB-ALC1)

Compound	Amount (g/100mL)	Time (min)	Peak Area
>Ethanol	0.0824	1.214	52.283
n-Propanol	---	2.021	180.486

Table 2: FID 2 B (column DB-ALC2)

Compound	Time (min)	Peak Area
Ethanol	1.363	56.895
n-Propanol	2.444	195.510

### Scottsdale Police Department Crime Lab Volatiles Analysis

Sample:	VIAL000122	Vial:	27
Description:	[REDACTED]	LIMS ID:	[REDACTED]
Method:	ethanol quant.M	Sequence:	06Jun24
Instrument:	US14173023 CN14160045	Injection date:	6/6/2024 1:20:03 PM
Data file:	C:\Chem32\1\Data\06Jun24\27.D	Analyst:	Canonico

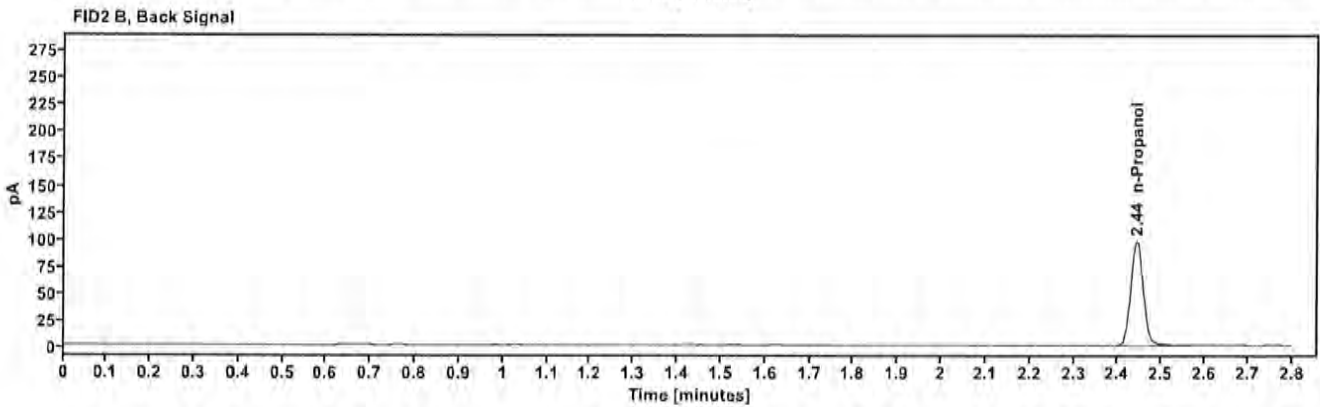
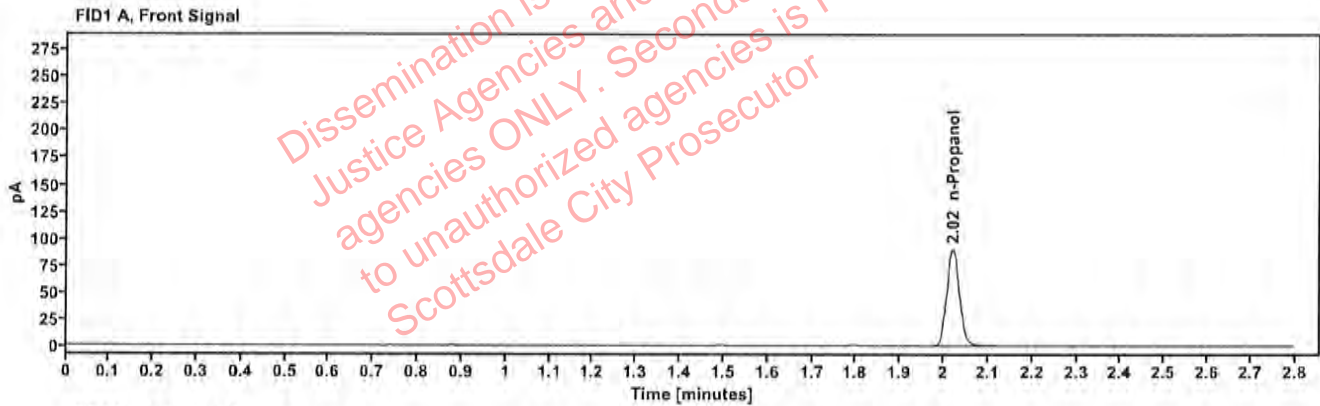


Table 1: FID 1 A (column DB-ALC1)

Compound	Amount (g/100mL)	Time (min)	Peak Area
n-Propanol	—	2.020	179.143

Table 2: FID 2 B (column DB-ALC2)

Compound	Time (min)	Peak Area
n-Propanol	2.442	194.189



### Scottsdale Police Department Crime Lab Volatiles Analysis

Sample:	VIAL000122	Vial:	28
Description:	[REDACTED]	LIMS ID:	[REDACTED]
Method:	ethanol quant.M	Sequence:	06Jun24
Instrument:	US14173023 CN14160045	Injection date:	6/6/2024 1:24:05 PM
Data file:	C:\Chem32\1\Data\06Jun24\28.D	Analyst:	Canonico

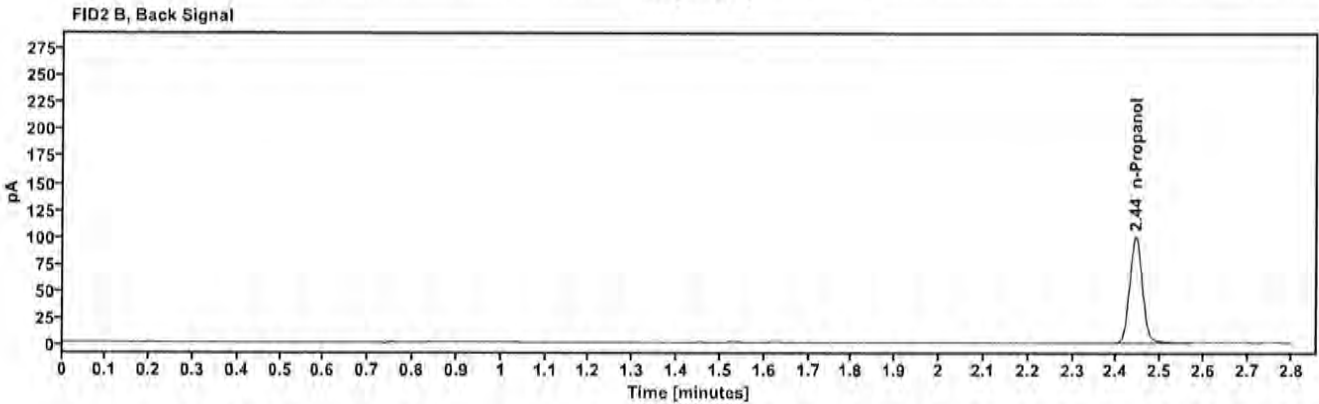
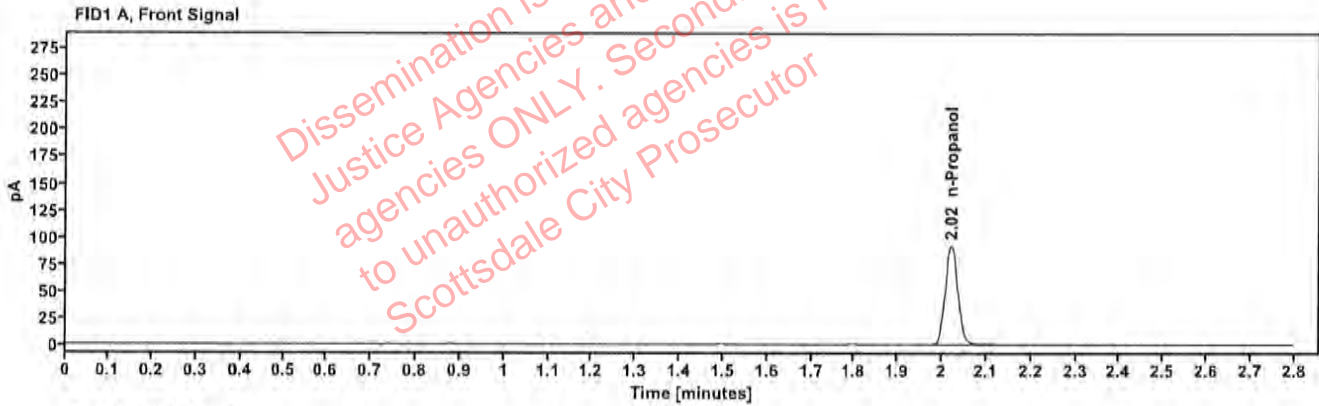


Table 1: FID 1 A (column DB-ALC1)

Compound	Amount (g/100mL)	Time (min)	Peak Area
n-Propanol	—	2.021	183.510

Table 2: FID 2 B (column DB-ALC2)

Compound	Time (min)	Peak Area
n-Propanol	2.443	198.829

### Scottsdale Police Department Crime Lab Volatiles Analysis

Sample:	VIAL000230	Vial:	29
Description:	[REDACTED]	LIMS ID:	[REDACTED]
Method:	ethanol quant.M	Sequence:	06Jun24
Instrument:	US14173023 CN14160045	Injection date:	6/6/2024 1:28:04 PM
Data file:	C:\Chem32\1\Data\06Jun24\29.D	Analyst:	Canonico

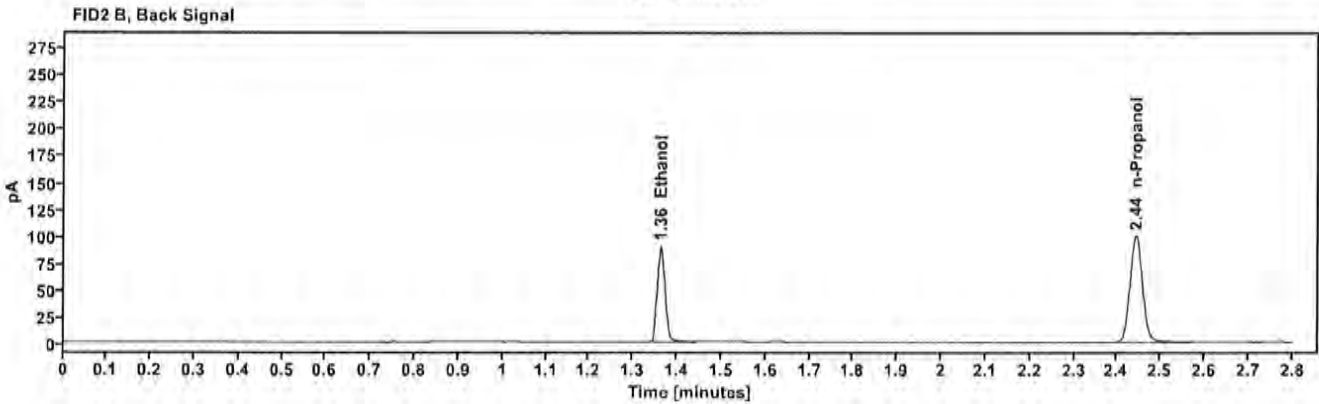
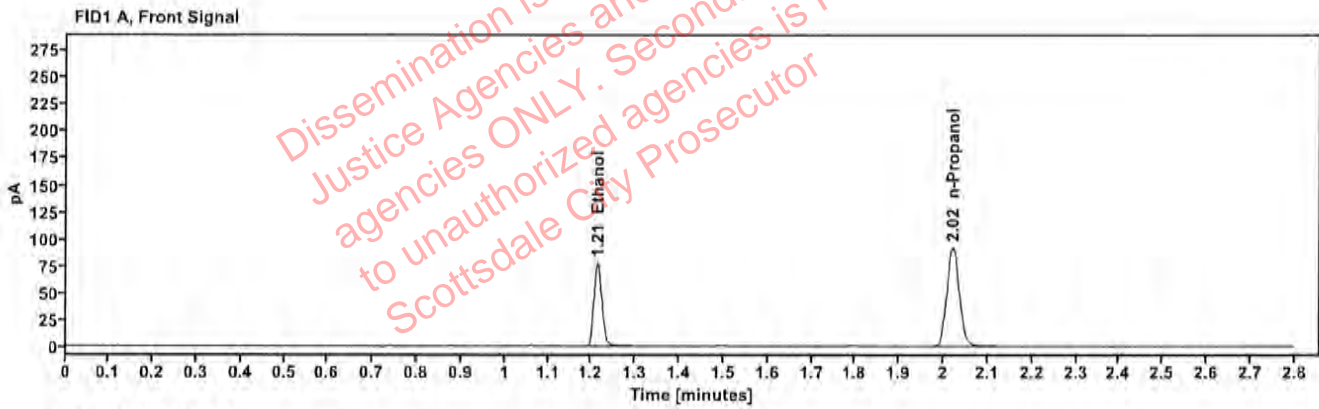


Table 1: FID 1 A (column DB-ALC1)

Compound	Amount (g/100mL)	Time (min)	Peak Area
>Ethanol	0.1528	1.213	99.066
n-Propanol	---	2.021	183.042

Table 2: FID 2 B (column DB-ALC2)

Compound	Time (min)	Peak Area
Ethanol	1.362	108.136
n-Propanol	2.443	198.449

### Scottsdale Police Department Crime Lab Volatiles Analysis

Sample:	VIAL000230	Vial:	30
Description:	[REDACTED]	LIMS ID:	[REDACTED]
Method:	ethanol quant.M	Sequence:	06Jun24
Instrument:	US14173023 CN14160045	Injection date:	6/6/2024 1:32:05 PM
Data file:	C:\Chem32\1\Data\06Jun24\30.D	Analyst:	Canonico

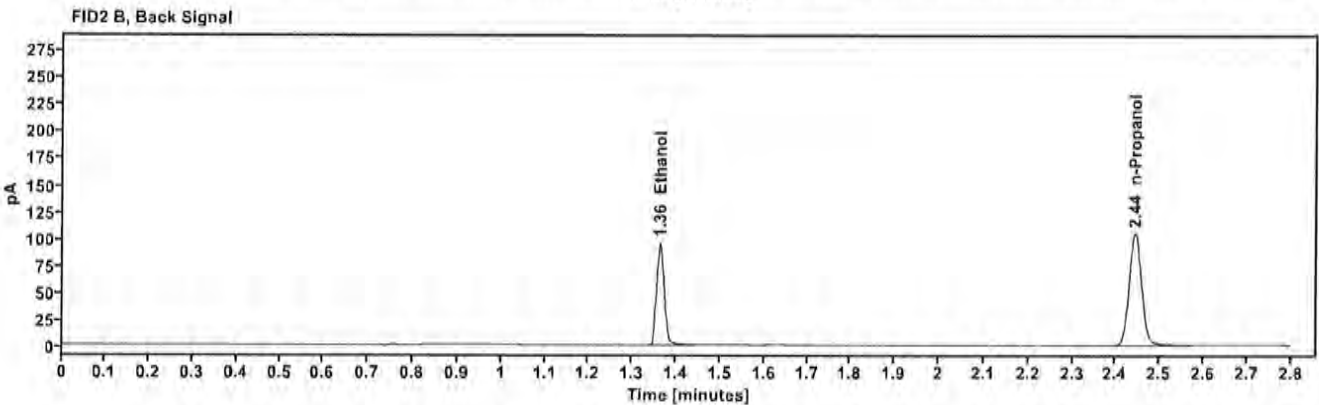
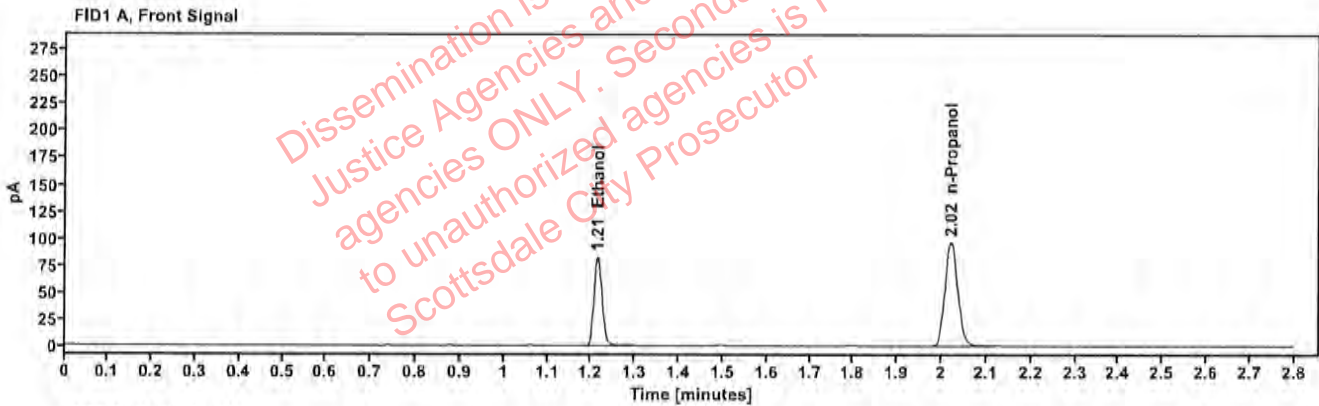


Table 1: FID 1 A (column DB-ALC1)

Compound	Amount (g/100mL)	Time (min)	Peak Area
>Ethanol	0.1549	1.214	106.006
n-Propanol	—	2.021	193.226

Table 2: FID 2 B (column DB-ALC2)

Compound	Time (min)	Peak Area
Ethanol	1.363	115.762
n-Propanol	2.444	209.425

### Scottsdale Police Department Crime Lab Volatiles Analysis

Sample:	353-01M.B.	Vial:	32
Description:	[REDACTED]	LIMS ID:	[REDACTED]
Method:	ethanol quant.M	Sequence:	06Jun24
Instrument:	US14173023 CN14160045	Injection date:	6/6/2024 1:40:19 PM
Data file:	C:\Chem32\1\Data\06Jun24\32.D	Analyst:	Canonico

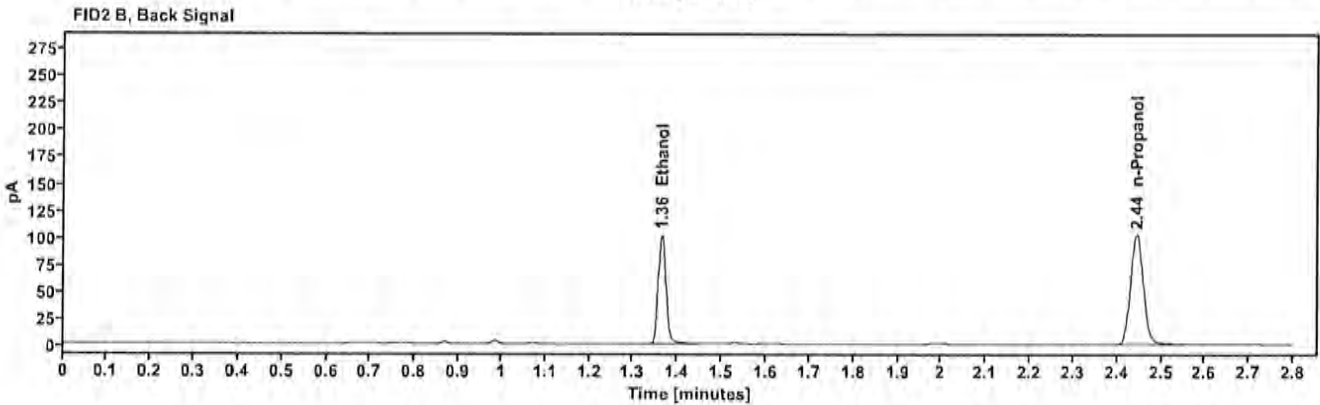
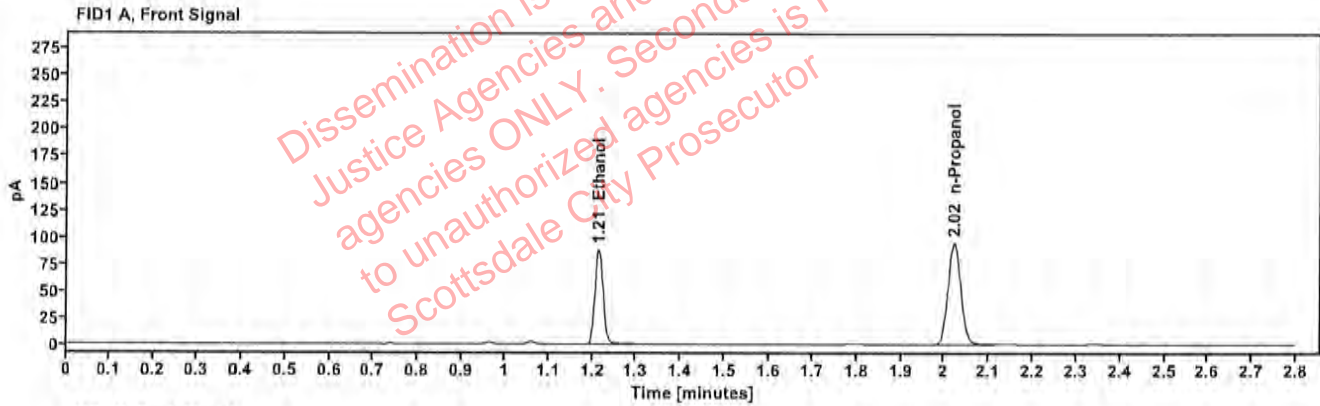


Table 1: FID 1 A (column DB-ALC1)

Compound	Amount (g/100mL)	Time (min)	Peak Area
>Ethanol	0.1684	1.214	112.830
n-Propanol	---	2.021	189.083

Table 2: FID 2 B (column DB-ALC2)

Compound	Time (min)	Peak Area
Ethanol	1.363	123.598
n-Propanol	2.444	204.406

### Scottsdale Police Department Crime Lab Volatiles Analysis

Sample:	353-01M.B.	Vial:	33
Description:	[REDACTED]	LIMS ID:	[REDACTED]
Method:	ethanol quant.M	Sequence:	06Jun24
Instrument:	US14173023 CN14160045	Injection date:	6/6/2024 1:44:18 PM
Data file:	C:\Chem32\1\Data\06Jun24\33.D	Analyst:	Canonico

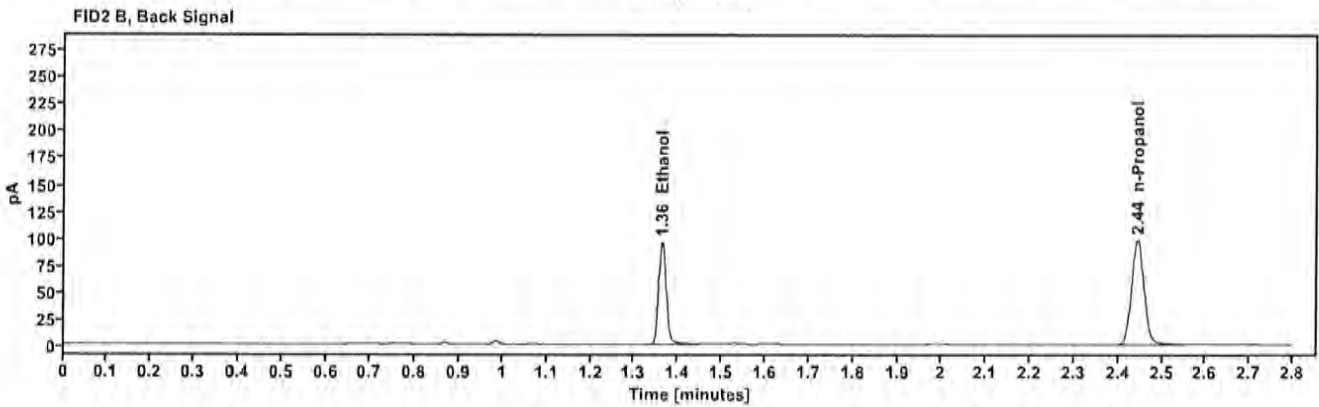
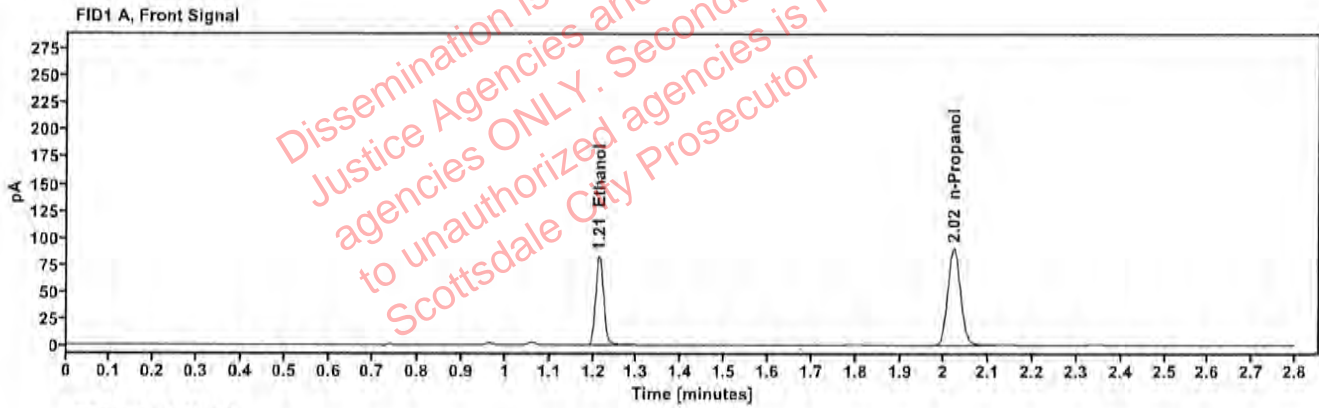


Table 1: FID 1 A (column DB-ALC1)

Compound	Amount (g/100mL)	Time (min)	Peak Area
>Ethanol	0.1660	1.214	105.749
n-Propanol	---	2.021	179.738

Table 2: FID 2 B (column DB-ALC2)

Compound	Time (min)	Peak Area
Ethanol	1.362	116.021
n-Propanol	2.444	194.254

### Scottsdale Police Department Crime Lab Volatiles Analysis

Sample:	334-01B.R.	Vial:	34
Description:	[REDACTED]	LIMS ID:	[REDACTED]
Method:	ethanol quant.M	Sequence:	06Jun24
Instrument:	US14173023 CN14160045	Injection date:	6/6/2024 1:48:20 PM
Data file:	C:\Chem32\1\Data\06Jun24\34.D	Analyst:	Canonico

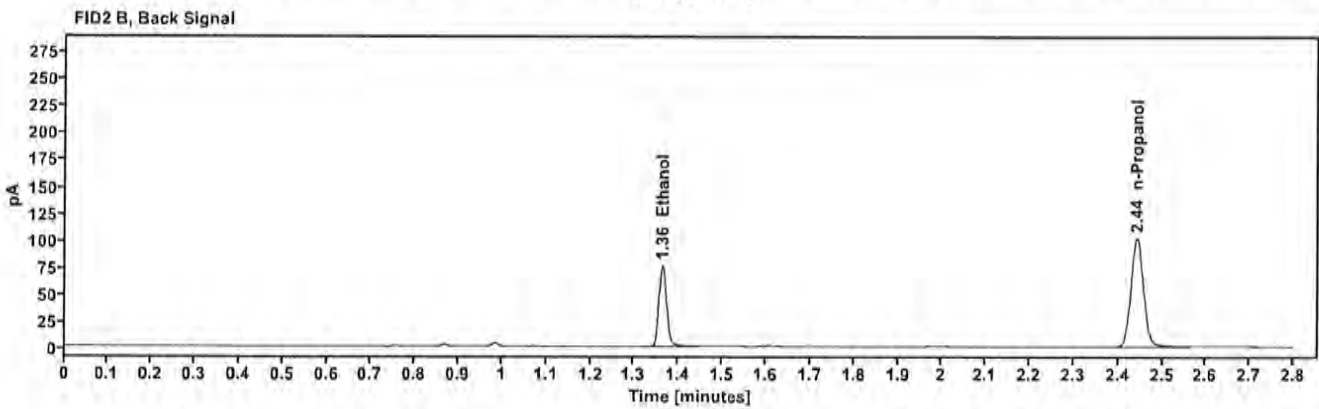
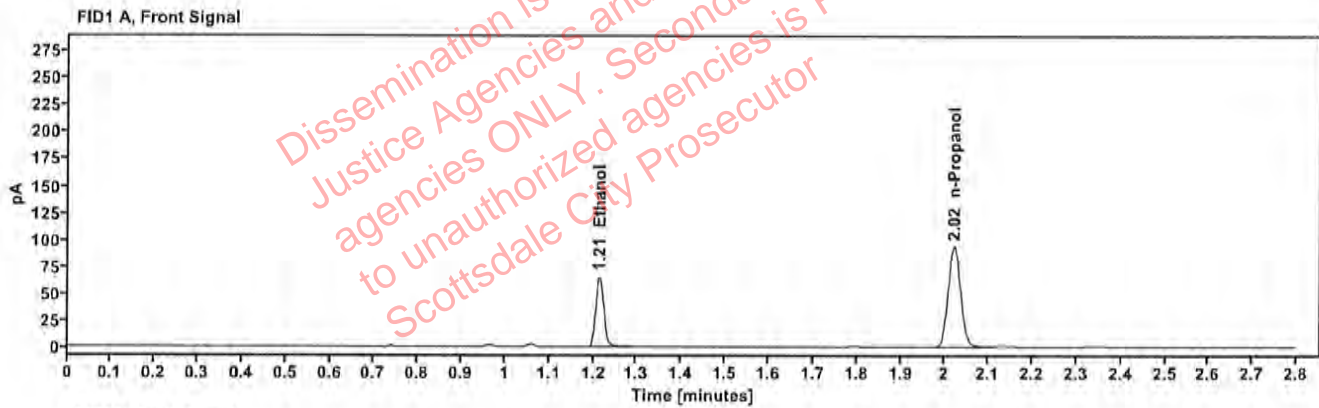


Table 1: FID 1 A (column DB-ALC1)

Compound	Amount (g/100mL)	Time (min)	Peak Area
>Ethanol	0.1272	1.214	83.671
n-Propanol	---	2.020	185.996

Table 2: FID 2 B (column DB-ALC2)

Compound	Time (min)	Peak Area
Ethanol	1.362	91.347
n-Propanol	2.443	201.952

### Scottsdale Police Department Crime Lab Volatiles Analysis

Sample:	334-01B.R.	Vial:	35
Description:	[REDACTED]	LIMS ID:	[REDACTED]
Method:	ethanol quant.M	Sequence:	06Jun24
Instrument:	US14173023 CN14160045	Injection date:	6/6/2024 1:52:19 PM
Data file:	C:\Chem32\1\Data\06Jun24\35.D	Analyst:	Canonico

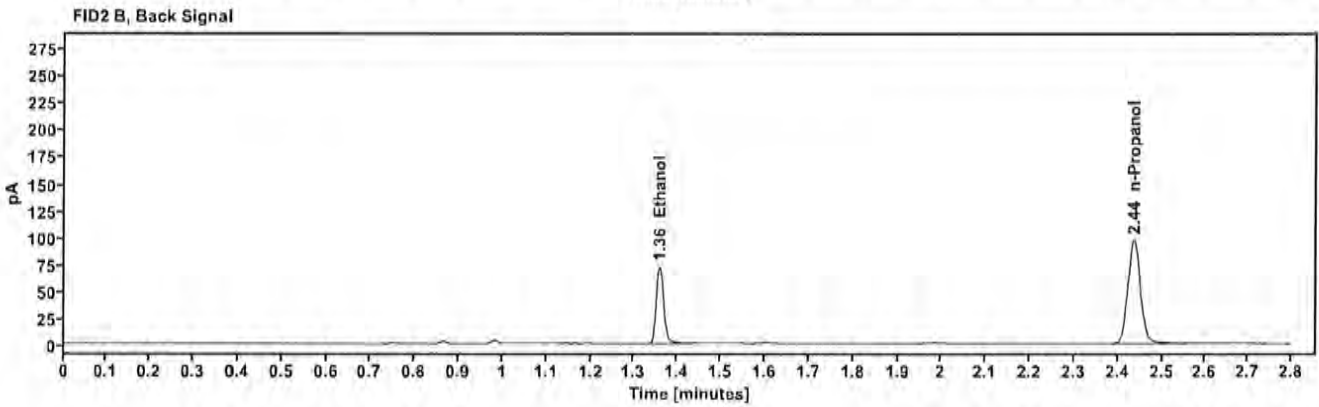
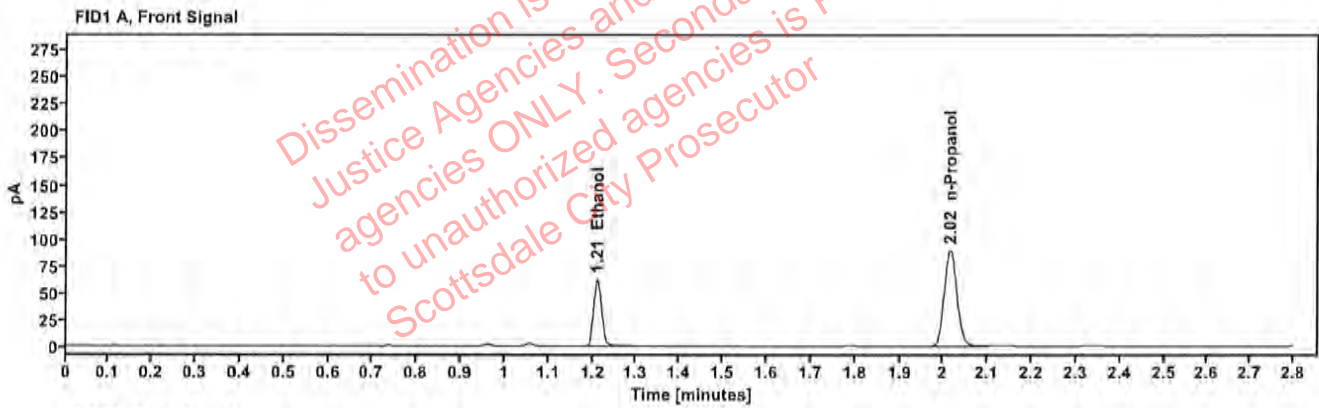


Table 1: FID 1 A (column DB-ALC1)

Compound	Amount (g/100mL)	Time (min)	Peak Area
>Ethanol	0.1263	1.210	79.459
n-Propanol	—	2.015	177.928

Table 2: FID 2 B (column DB-ALC2)

Compound	Time (min)	Peak Area
Ethanol	1.358	86.794
n-Propanol	2.437	193.194

### Scottsdale Police Department Crime Lab Volatiles Analysis

Sample:	342-01C.V.	Vial:	36
Description:	[REDACTED]	LIMS ID:	[REDACTED]
Method:	ethanol quant.M	Sequence:	06Jun24
Instrument:	US14173023 CN14160045	Injection date:	6/6/2024 1:56:19 PM
Data file:	C:\Chem32\1\Data\06Jun24\36.D	Analyst:	Canonico

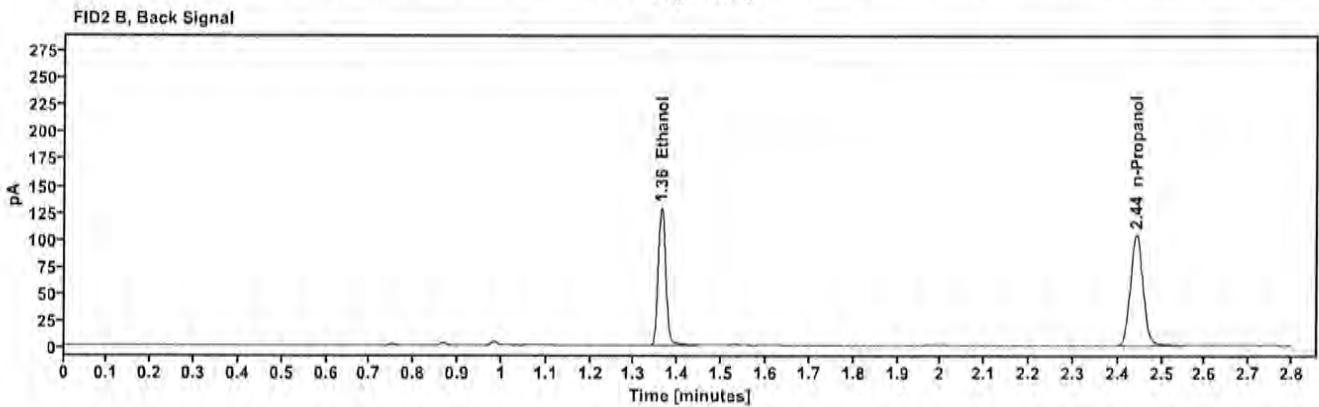
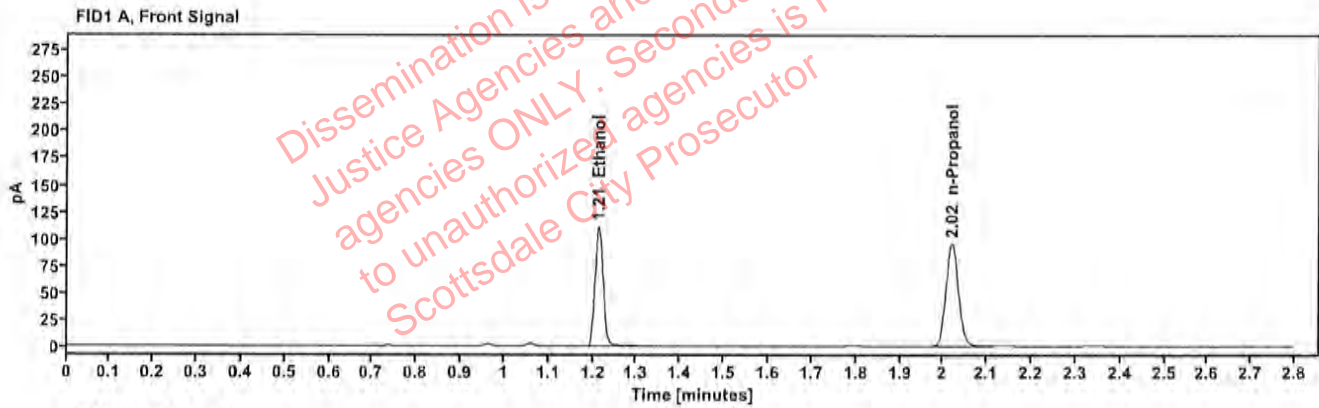


Table 1: FID 1 A (column DB-ALC1)

Compound	Amount (g/100mL)	Time (min)	Peak Area
>Ethanol	0.2107	1.213	142.322
n-Propanol	—	2.020	190.272

Table 2: FID 2 B (column DB-ALC2)

Compound	Time (min)	Peak Area
Ethanol	1.362	156.027
n-Propanol	2.442	206.167



### Scottsdale Police Department Crime Lab Volatiles Analysis

Sample:	342-01C.V.	Vial:	37
Description:	[REDACTED]	LIMS ID:	[REDACTED]
Method:	ethanol quant.M	Sequence:	06Jun24
Instrument:	US14173023 CN14160045	Injection date:	6/6/2024 2:00:33 PM
Data file:	C:\Chem32\1\Data\06Jun24\37.D	Analyst:	Canonico

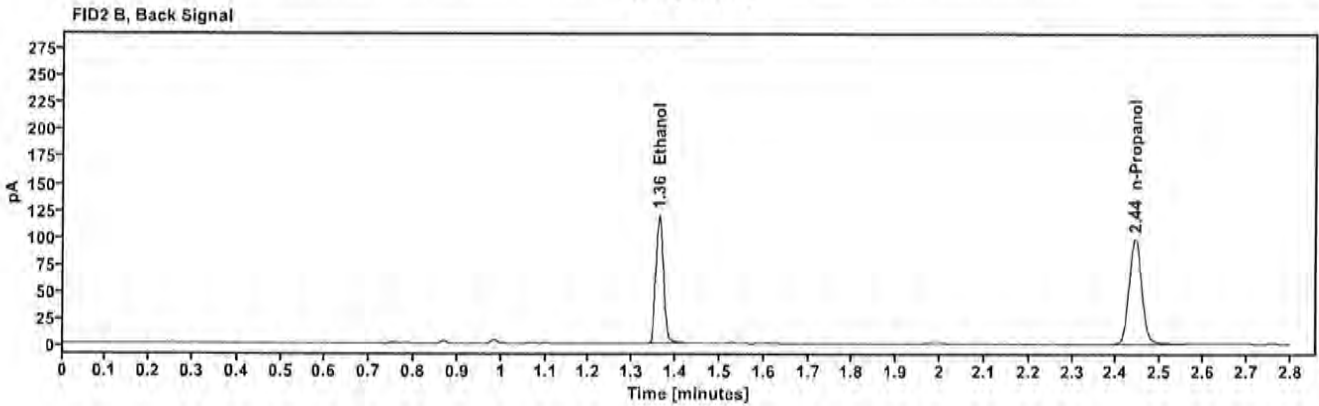
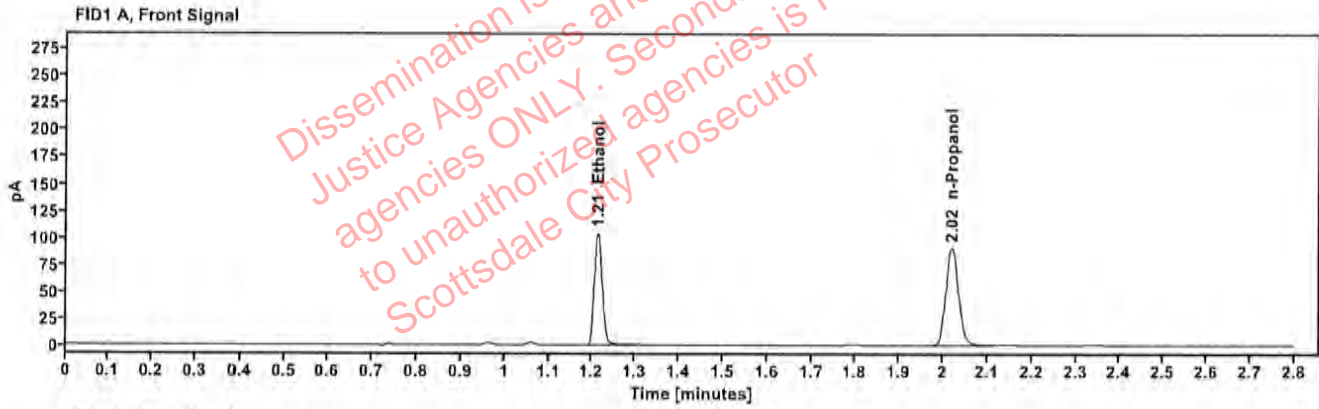


Table 1: FID 1 A (column DB-ALC1)

Compound	Amount (g/100mL)	Time (min)	Peak Area
>Ethanol	0.2078	1.213	133.388
n-Propanol	---	2.020	180.816

Table 2: FID 2 B (column DB-ALC2)

Compound	Time (min)	Peak Area
Ethanol	1.361	145.947
n-Propanol	2.442	195.901

### Scottsdale Police Department Crime Lab Volatiles Analysis

Sample:	404-01K.M.	Vial:	38
Description:	[REDACTED]	LIMS ID:	[REDACTED]
Method:	ethanol quant.M	Sequence:	06Jun24
Instrument:	US14173023 CN14160045	Injection date:	6/6/2024 2:04:33 PM
Data file:	C:\Chem32\1\Data\06Jun24\38.D	Analyst:	Canonico

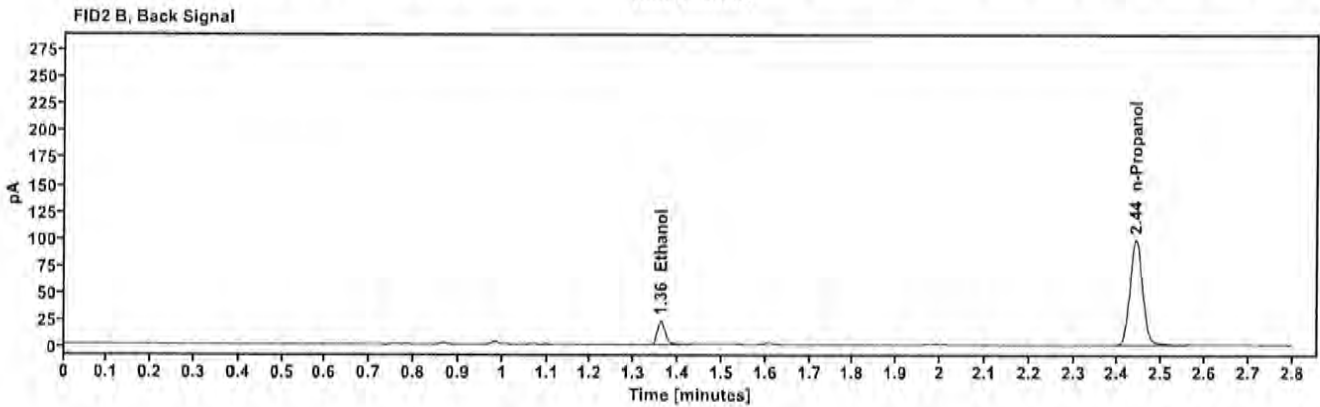
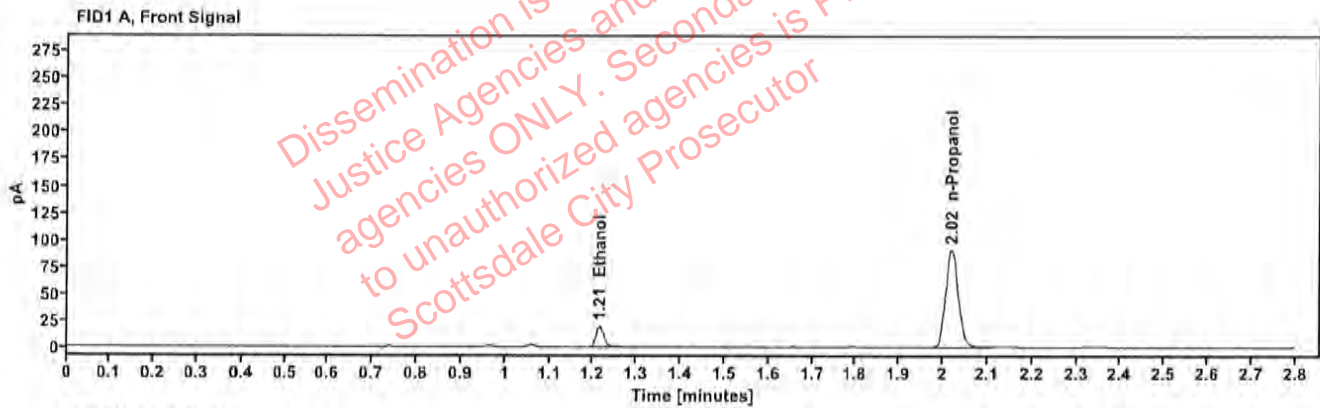


Table 1: FID 1 A (column DB-ALC1)

Compound	Amount (g/100mL)	Time (min)	Peak Area
>Ethanol	0.0396	1.214	24.699
n-Propanol	—	2.019	180.157

Table 2: FID 2 B (column DB-ALC2)

Compound	Time (min)	Peak Area
Ethanol	1.361	27.429
n-Propanol	2.441	195.754

### Scottsdale Police Department Crime Lab Volatiles Analysis

Sample:	404-01K.M.	Vial:	39
Description:	[REDACTED]	LIMS ID:	[REDACTED]
Method:	ethanol quant.M	Sequence:	06Jun24
Instrument:	US14173023 CN14160045	Injection date:	6/6/2024 2:08:33 PM
Data file:	C:\Chem32\1\Data\06Jun24\39.D	Analyst:	Canonico

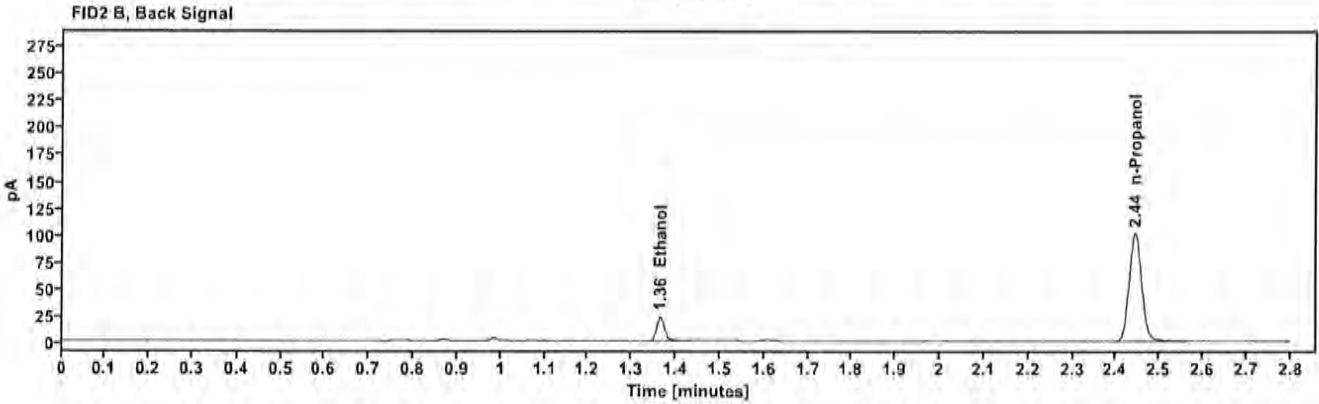
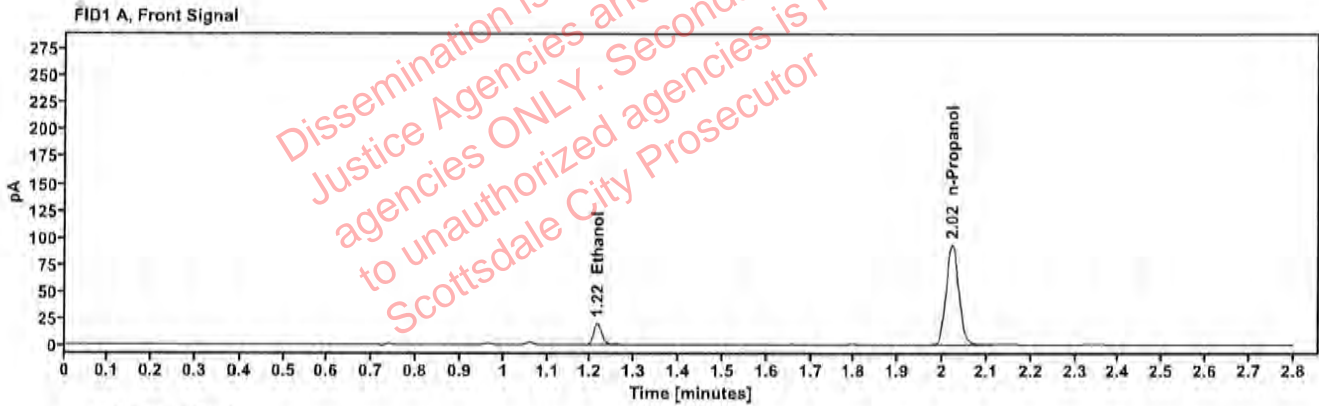


Table 1: FID 1 A (column DB-ALC1)

Compound	Amount (g/100mL)	Time (min)	Peak Area
>Ethanol	0.0401	1.215	25.779
n-Propanol	—	2.021	185.842

Table 2: FID 2 B (column DB-ALC2)

Compound	Time (min)	Peak Area
Ethanol	1.364	28.648
n-Propanol	2.444	201.918

### Scottsdale Police Department Crime Lab Volatiles Analysis

Sample:	334-01S.U.	Vial:	40
Description:	[REDACTED]	LIMS ID:	[REDACTED]
Method:	ethanol quant.M	Sequence:	06Jun24
Instrument:	US14173023 CN14160045	Injection date:	6/6/2024 2:12:35 PM
Data file:	C:\Chem32\11\Data\06Jun24\40.D	Analyst:	Canonico

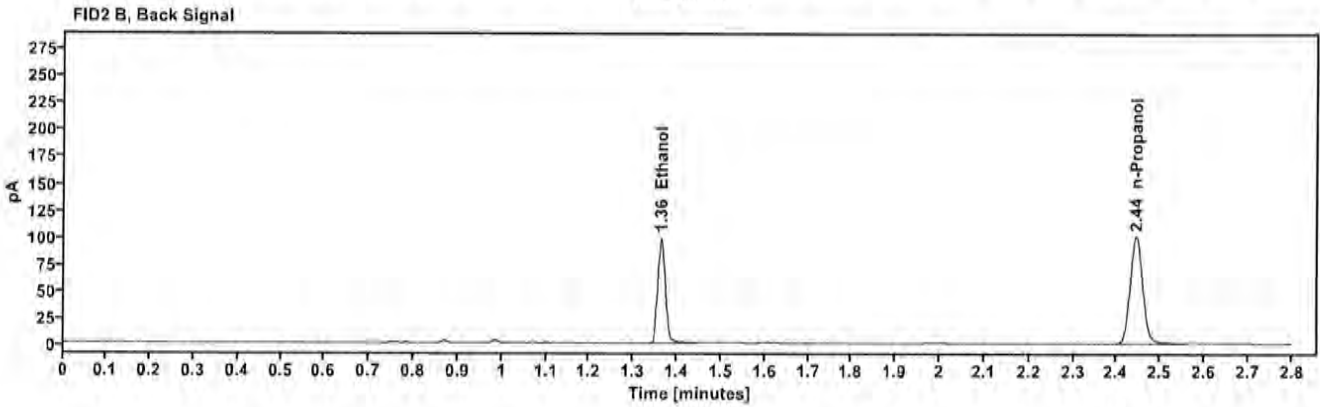
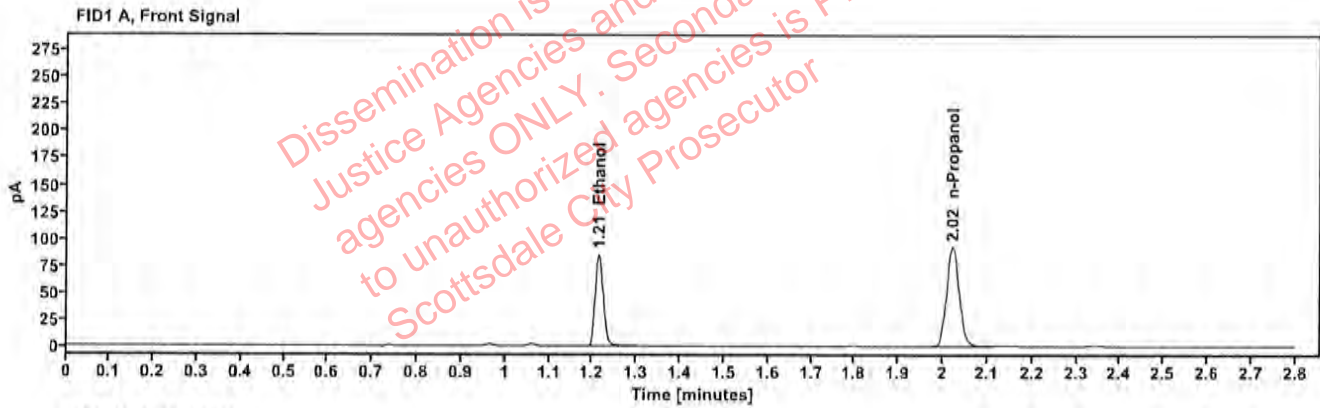


Table 1: FID 1 A (column DB-ALC1)

Compound	Amount (g/100mL)	Time (min)	Peak Area
>Ethanol	0.1675	1.214	109.197
n-Propanol	—	2.021	183.959

Table 2: FID 2 B (column DB-ALC2)

Compound	Time (min)	Peak Area
Ethanol	1.363	119.572
n-Propanol	2.444	199.628

### Scottsdale Police Department Crime Lab Volatiles Analysis

Sample:	334-01S.U.	Vial:	41
Description:	[REDACTED]	LIMS ID:	[REDACTED]
Method:	ethanol quant.M	Sequence:	06Jun24
Instrument:	US14173023 CN14160045	Injection date:	6/6/2024 2:16:34 PM
Data file:	C:\Chem32\1\Data\06Jun24\41.D	Analyst:	Canonico

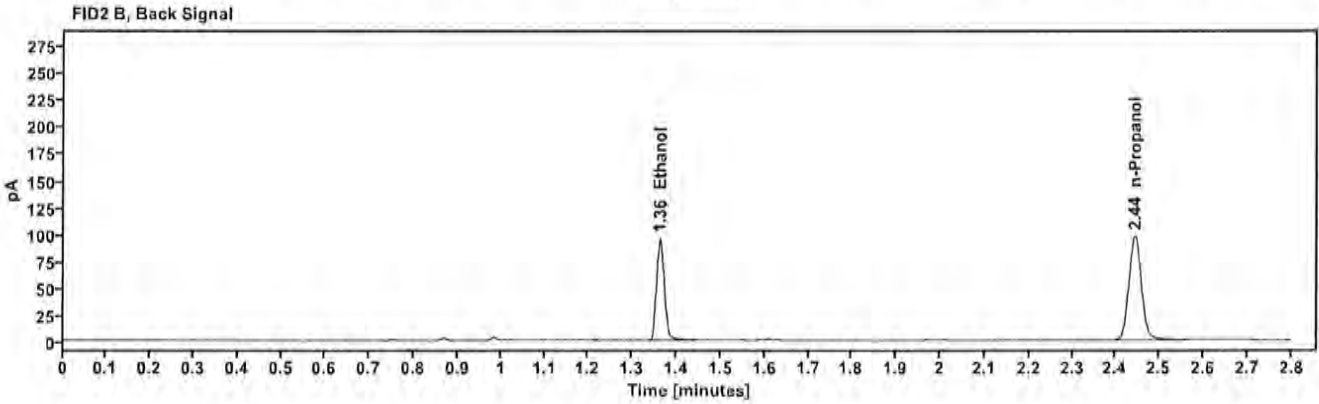
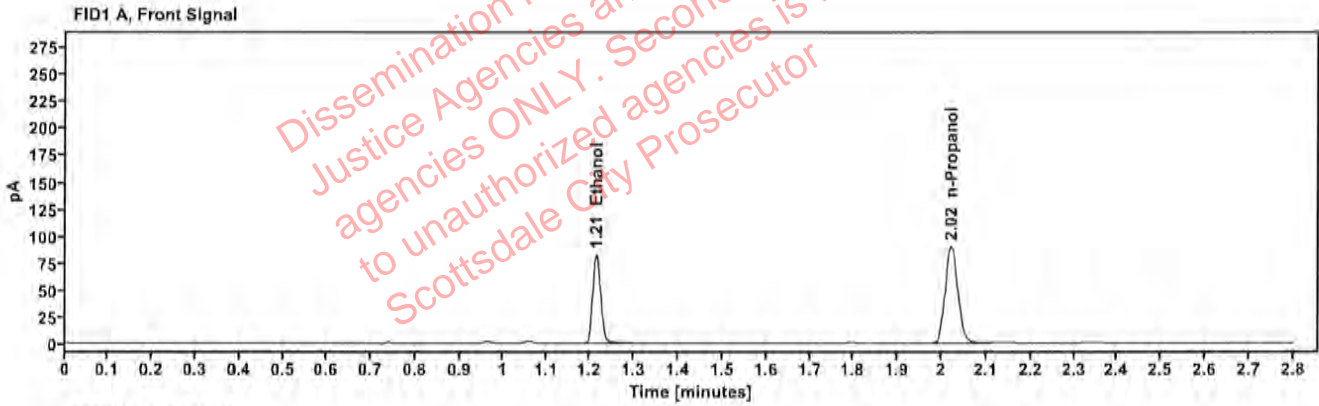


Table 1: FID 1 A (column DB-ALC1)

Compound	Amount (g/100mL)	Time (min)	Peak Area
>Ethanol	0.1665	1.214	105.476
n-Propanol	—	2.021	178.705

Table 2: FID 2 B (column DB-ALC2)

Compound	Time (min)	Peak Area
Ethanol	1.362	115.546
n-Propanol	2.444	194.012

### Scottsdale Police Department Crime Lab Volatiles Analysis

Sample:	409-01A.M.	Vial:	43
Description:	[REDACTED]	LIMS ID:	[REDACTED]
Method:	ethanol quant.M	Sequence:	06Jun24
Instrument:	US14173023 CN14160045	Injection date:	6/6/2024 2:24:49 PM
Data file:	C:\Chem32\1\Data\06Jun24\43.D	Analyst:	Canonico

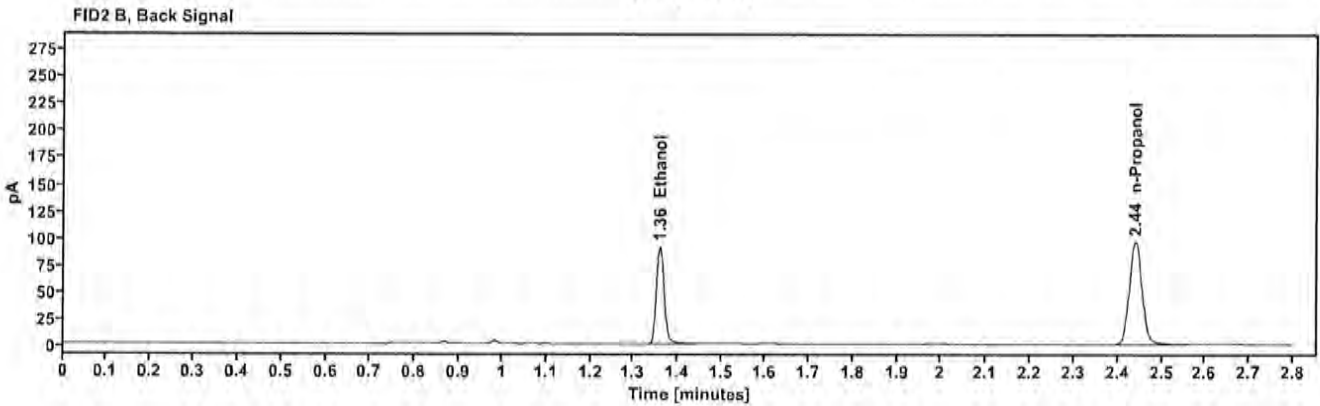
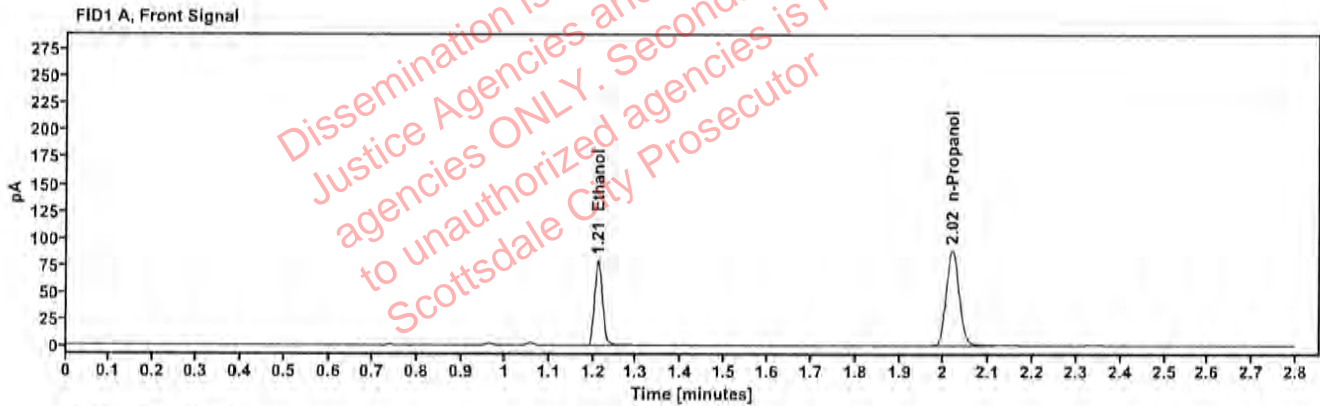


Table 1: FID 1 A (column DB-ALC1)

Compound	Amount (g/100mL)	Time (min)	Peak Area
>Ethanol	0.1600	1.211	100.375
n-Propanol	—	2.019	177.084

Table 2: FID 2 B (column DB-ALC2)

Compound	Time (min)	Peak Area
Ethanol	1.358	110.045
n-Propanol	2.440	192.381

### Scottsdale Police Department Crime Lab Volatiles Analysis

Sample:	409-01A.M.	Vial:	44
Description:	[REDACTED]	LIMS ID:	[REDACTED]
Method:	ethanol quant.M	Sequence:	06Jun24
Instrument:	US14173023 CN14160045	Injection date:	6/6/2024 2:28:48 PM
Data file:	C:\Chem32\1\Data\06Jun24\44.D	Analyst:	Canonico

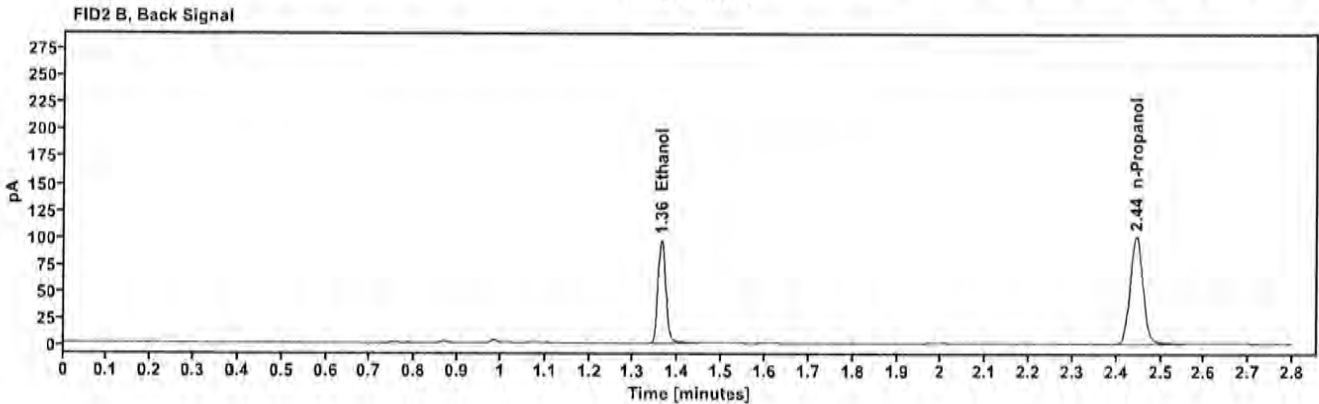
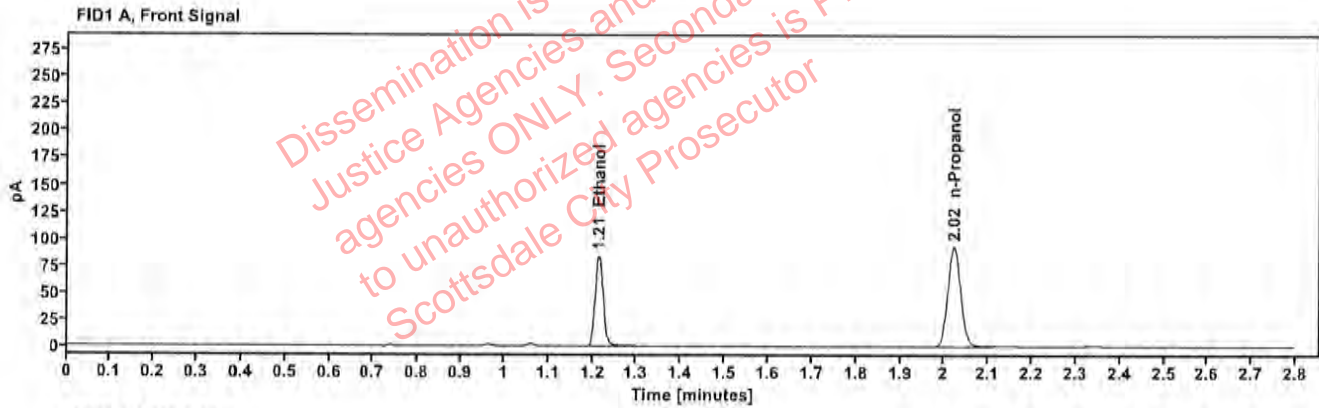


Table 1: FID 1 A (column DB-ALC1)

Compound	Amount (g/100mL)	Time (min)	Peak Area
>Ethanol	0.1636	1.214	107.284
n-Propanol	—	2.021	185.056

Table 2: FID 2 B (column DB-ALC2)

Compound	Time (min)	Peak Area
Ethanol	1.363	117.691
n-Propanol	2.444	200.570

### Scottsdale Police Department Crime Lab Volatiles Analysis

Sample:	404-01A.F.	Vial:	45
Description:	[REDACTED]	LIMS ID:	[REDACTED]
Method:	ethanol quant.M	Sequence:	06Jun24
Instrument:	US14173023 CN14160045	Injection date:	6/6/2024 2:32:49 PM
Data file:	C:\Chem32\1\Data\06Jun24\45.D	Analyst:	Canonico

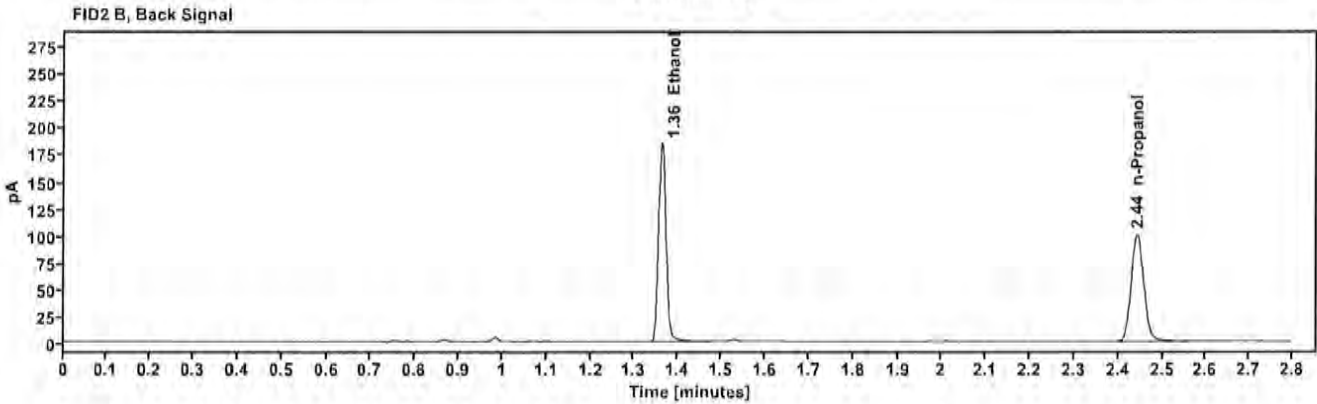
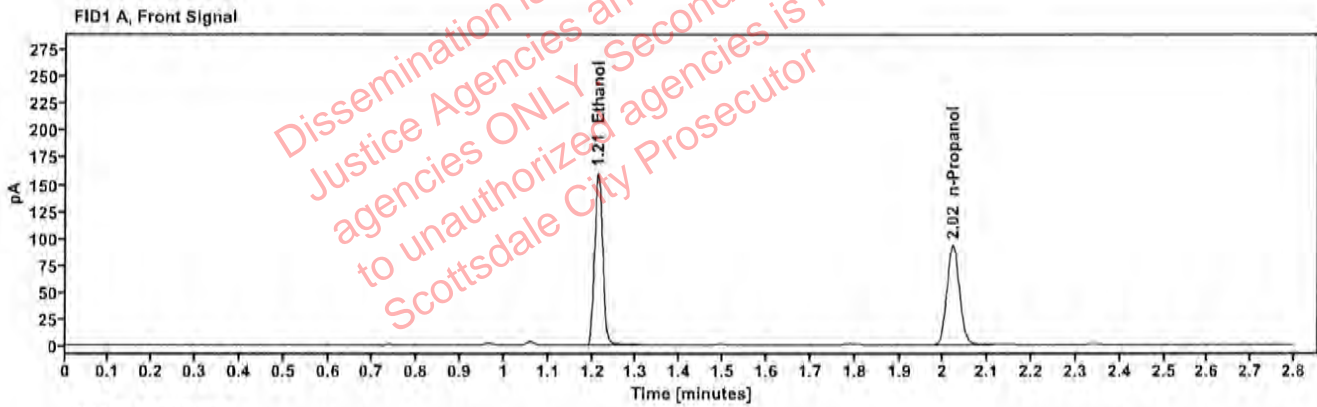


Table 1: FID 1 A (column DB-ALC1)

Compound	Amount (g/100mL)	Time (min)	Peak Area
>Ethanol	0.3123	1.213	204.753
n-Propanol	---	2.021	184.328

Table 2: FID 2 B (column DB-ALC2)

Compound	Time (min)	Peak Area
Ethanol	1.362	226.279
n-Propanol	2.444	199.926



### Scottsdale Police Department Crime Lab Volatiles Analysis

Sample:	404-01A.F.	Vial:	46
Description:	[REDACTED]	LIMS ID:	[REDACTED]
Method:	ethanol quant.M	Sequence:	06Jun24
Instrument:	US14173023 CN14160045	Injection date:	6/6/2024 2:36:50 PM
Data file:	C:\Chem32\1\Data\06Jun24\46.D	Analyst:	Canonico

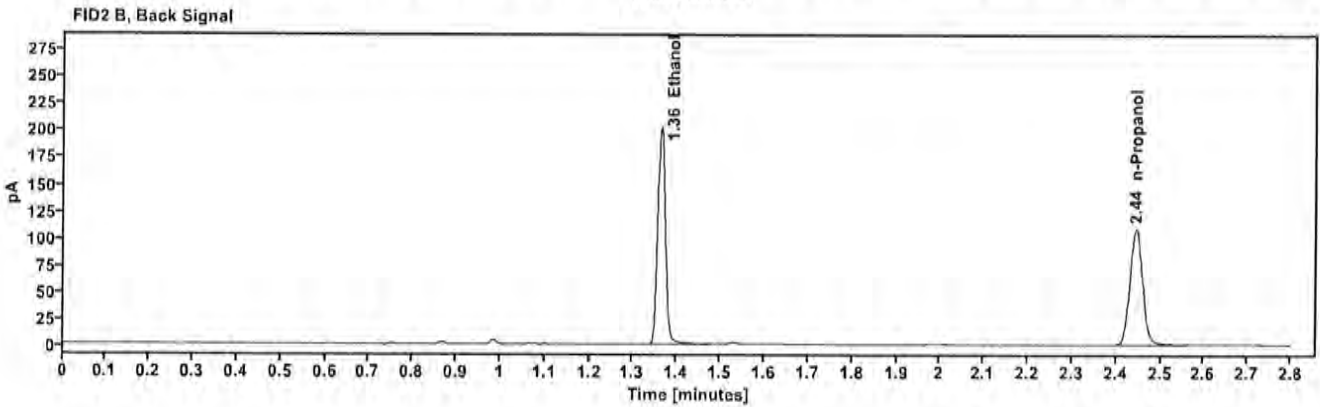
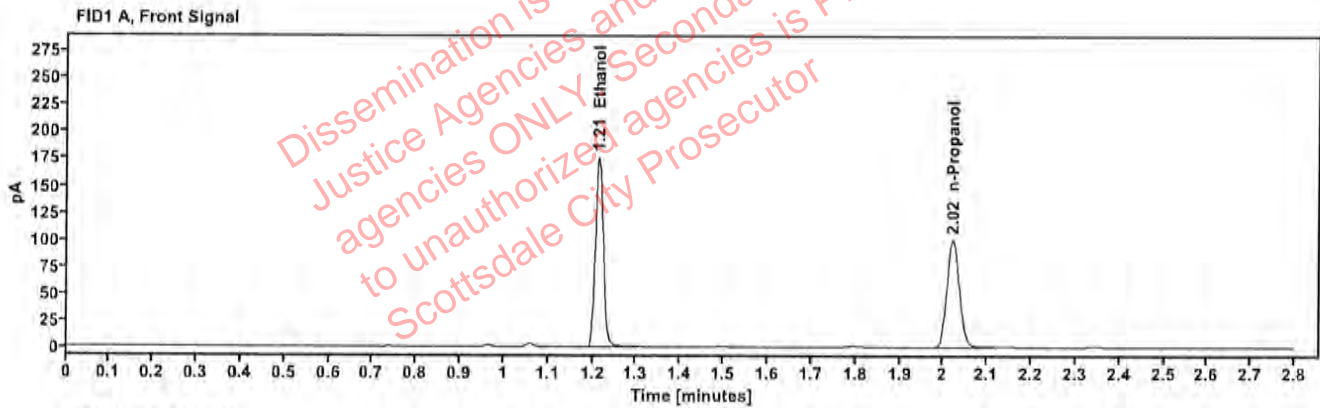


Table 1: FID 1 A (column DB-ALC1)

Compound	Amount (g/100mL)	Time (min)	Peak Area
>Ethanol	0.3176	1.214	224.934
n-Propanol	—	2.022	199.129

Table 2: FID 2 B (column DB-ALC2)

Compound	Time (min)	Peak Area
Ethanol	1.363	248.721
n-Propanol	2.445	216.058

### Scottsdale Police Department Crime Lab Volatiles Analysis

Sample:	2411465-4	Vial:	47
Description:	[REDACTED]	LIMS ID:	[REDACTED]
Method:	ethanol quant.M	Sequence:	06Jun24
Instrument:	US14173023 CN14160045	Injection date:	6/6/2024 2:40:51 PM
Data file:	C:\Chem32\1\Data\06Jun24\47.D	Analyst:	Canonico

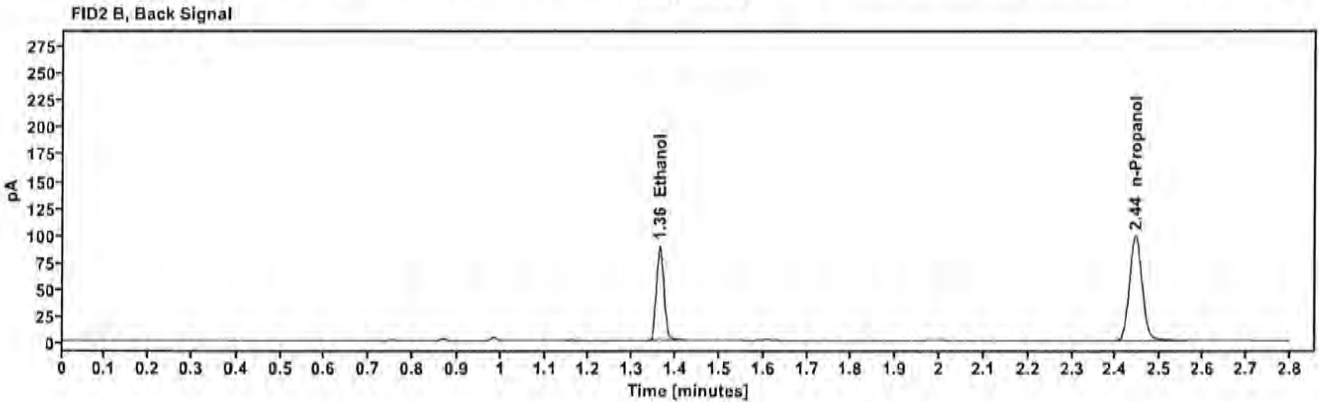
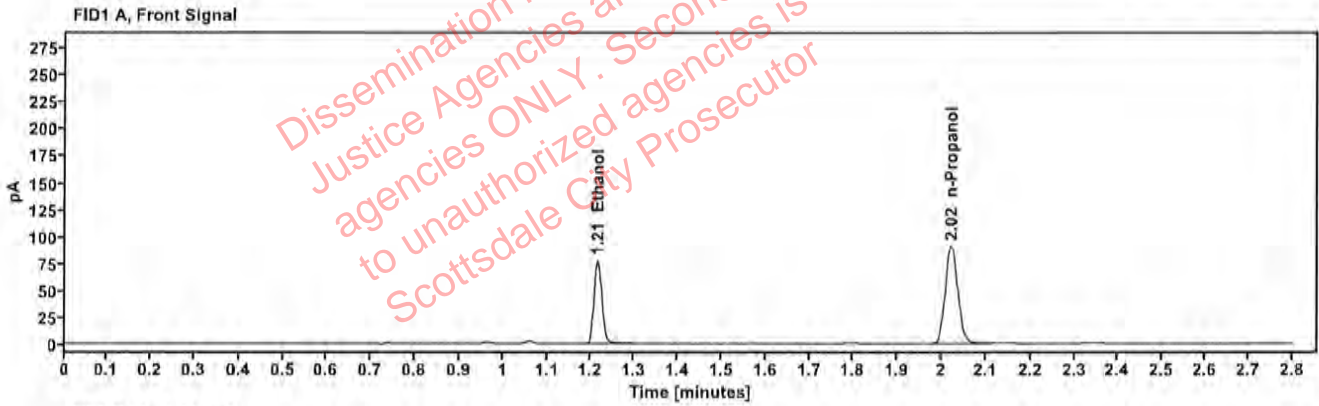


Table 1: FID 1 A (column DB-ALC1)

Compound	Amount (g/100mL)	Time (min)	Peak Area
>Ethanol	0.1543	1.214	98.718
n-Propanol	---	2.021	180.567

Table 2: FID 2 B (column DB-ALC2)

Compound	Time (min)	Peak Area
Ethanol	1.363	108.007
n-Propanol	2.444	196.133

### Scottsdale Police Department Crime Lab Volatiles Analysis

Sample:	2411465-4	Vial:	48
Description:	[REDACTED]	LIMS ID:	[REDACTED]
Method:	ethanol quant.M	Sequence:	06Jun24
Instrument:	US14173023 CN14160045	Injection date:	6/6/2024 2:44:50 PM
Data file:	C:\Chem32\1\Data\06Jun24\48.D	Analyst:	Canonico

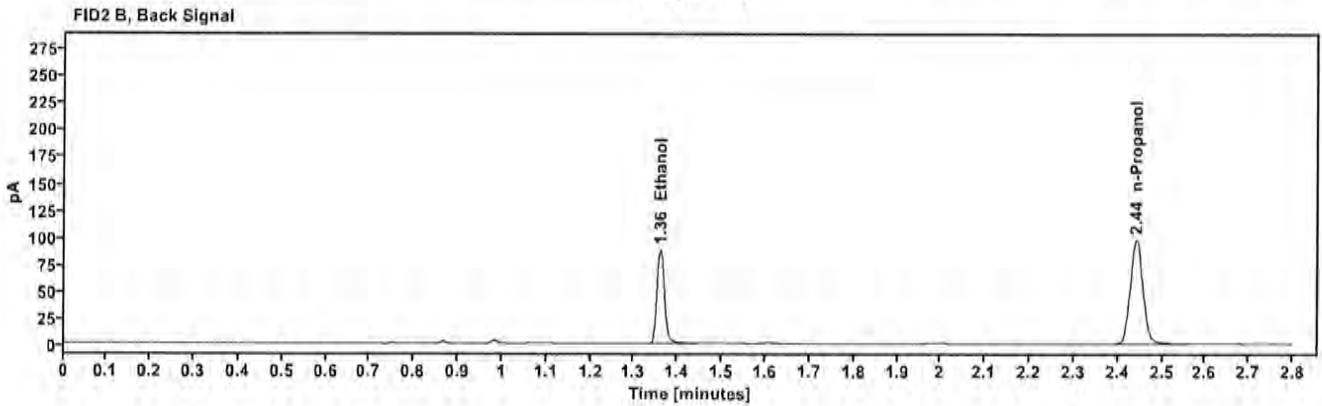
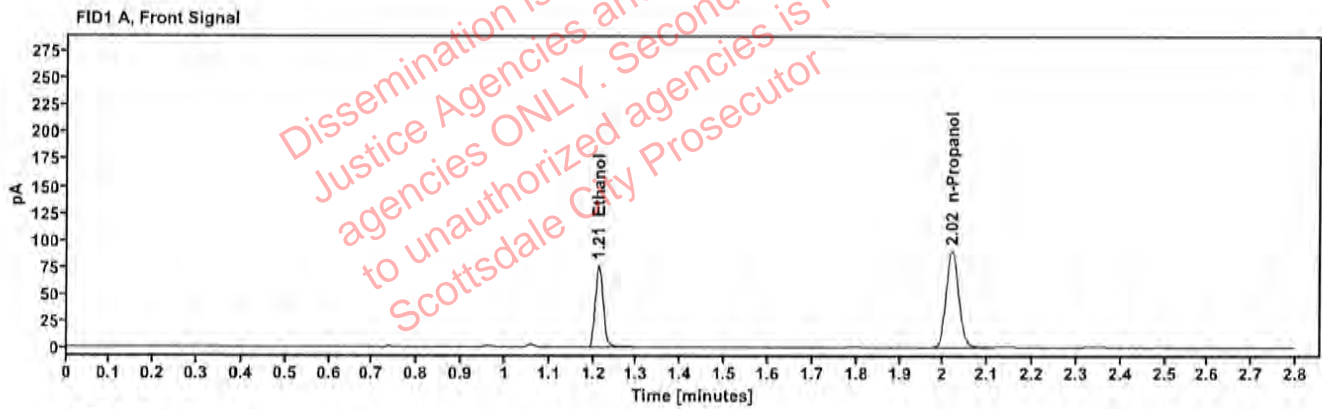


Table 1: FID 1 A (column DB-ALC1)

Compound	Amount (g/100mL)	Time (min)	Peak Area
>Ethanol	0.1528	1.212	96.540
n-Propanol	—	2.020	178.328

Table 2: FID 2 B (column DB-ALC2)

Compound	Time (min)	Peak Area
Ethanol	1.360	105.802
n-Propanol	2.441	193.875

### Scottsdale Police Department Crime Lab Volatiles Analysis

Sample:	2317578-2	Vial:	49
Description:	[REDACTED]	LIMS ID:	[REDACTED]
Method:	ethanol quant.M	Sequence:	06Jun24
Instrument:	US14173023 CN14160045	Injection date:	6/6/2024 2:49:04 PM
Data file:	C:\Chem32\1\Data\06Jun24\49.D	Analyst:	Canonico

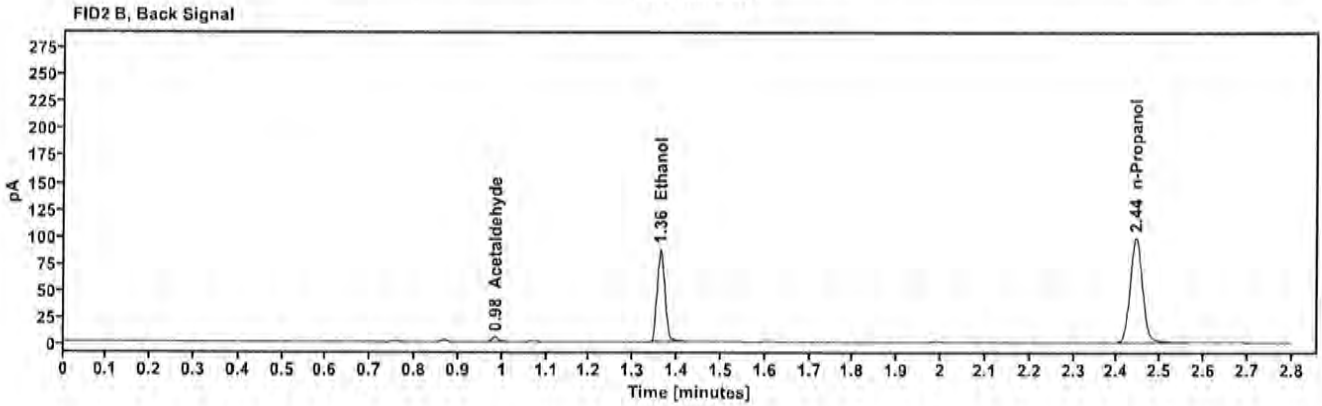
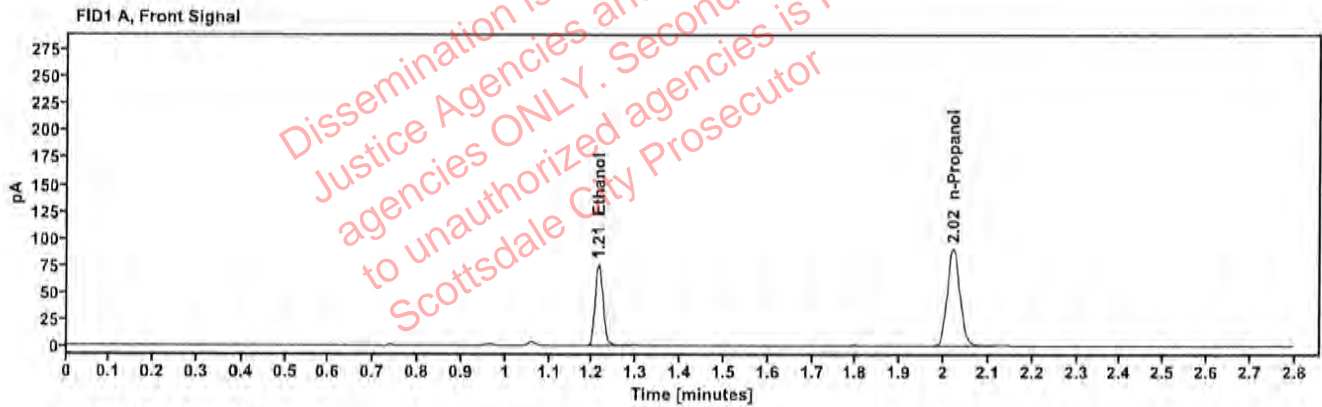


Table 1: FID 1 A (column DB-ALC1)

Compound	Amount (g/100mL)	Time (min)	Peak Area
>Ethanol	0.1506	1.214	96.257
n-Propanol	---	2.021	180.437

Table 2: FID 2 B (column DB-ALC2)

Compound	Time (min)	Peak Area
Acetaldehyde	0.984	4.230
Ethanol	1.362	105.143
n-Propanol	2.443	195.674

### Scottsdale Police Department Crime Lab Volatiles Analysis

Sample:	2317578-2	Vial:	50
Description:	[REDACTED]	LIMS ID:	[REDACTED]
Method:	ethanol quant.M	Sequence:	06Jun24
Instrument:	US14173023 CN14160045	Injection date:	6/6/2024 2:53:04 PM
Data file:	C:\Chem32\1\Data\06Jun24\50.D	Analyst:	Canonico

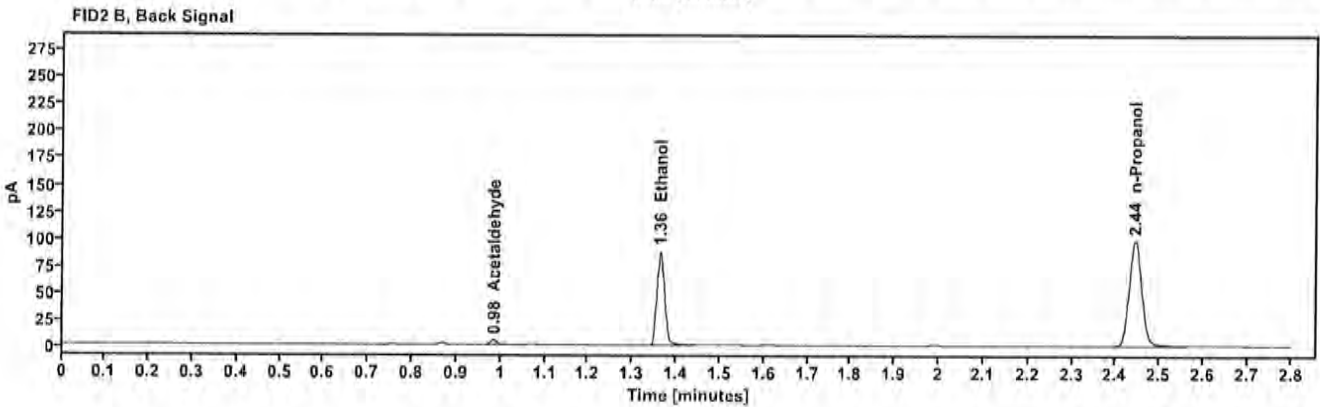
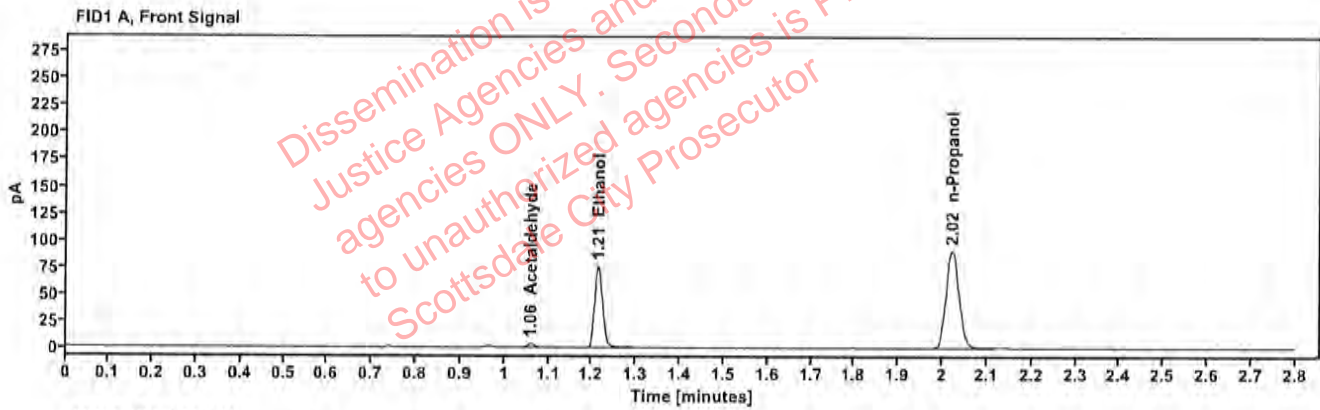


Table 1: FID 1 A (column DB-ALC1)

Compound	Amount (g/100mL)	Time (min)	Peak Area
Acetaldehyde	-----	1.059	3.778
>Ethanol	0.1517	1.214	97.453
n-Propanol	-----	2.021	181.428

Table 2: FID 2 B (column DB-ALC2)

Compound	Time (min)	Peak Area
Acetaldehyde	0.984	4.263
Ethanol	1.363	106.526
n-Propanol	2.444	196.521

### Scottsdale Police Department Crime Lab Volatiles Analysis

Sample:	2411399-2	Vial:	51
Description:	[REDACTED]	LIMS ID:	[REDACTED]
Method:	ethanol quant.M	Sequence:	06Jun24
Instrument:	US14173023 CN14160045	Injection date:	6/6/2024 2:57:04 PM
Data file:	C:\Chem32\1\Data\06Jun24\51.D	Analyst:	Canonico

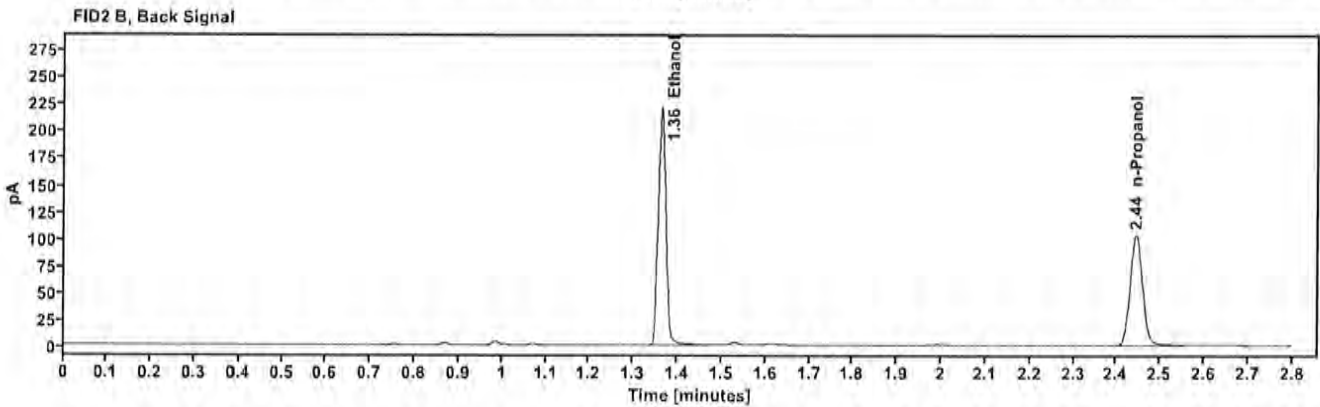
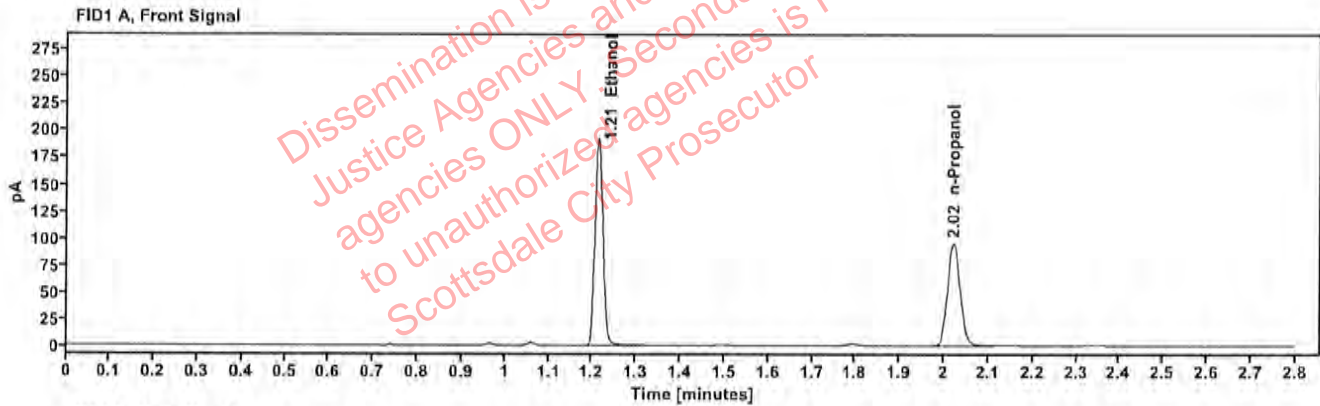


Table 1: FID 1 A (column DB-ALC1)

Compound	Amount (g/100mL)	Time (min)	Peak Area
>Ethanol	0.3641	1.213	245.202
n-Propanol	-----	2.021	189.266

Table 2: FID 2 B (column DB-ALC2)

Compound	Time (min)	Peak Area
Ethanol	1.363	271.016
n-Propanol	2.444	204.561

### Scottsdale Police Department Crime Lab Volatiles Analysis

Sample:	2411399-2	Vial:	52
Description:	[REDACTED]	LIMS ID:	[REDACTED]
Method:	ethanol quant.M	Sequence:	06Jun24
Instrument:	US14173023 CN14160045	Injection date:	6/6/2024 3:01:04 PM
Data file:	C:\Chem32\1\Data\06Jun24\52.D	Analyst:	Canonico

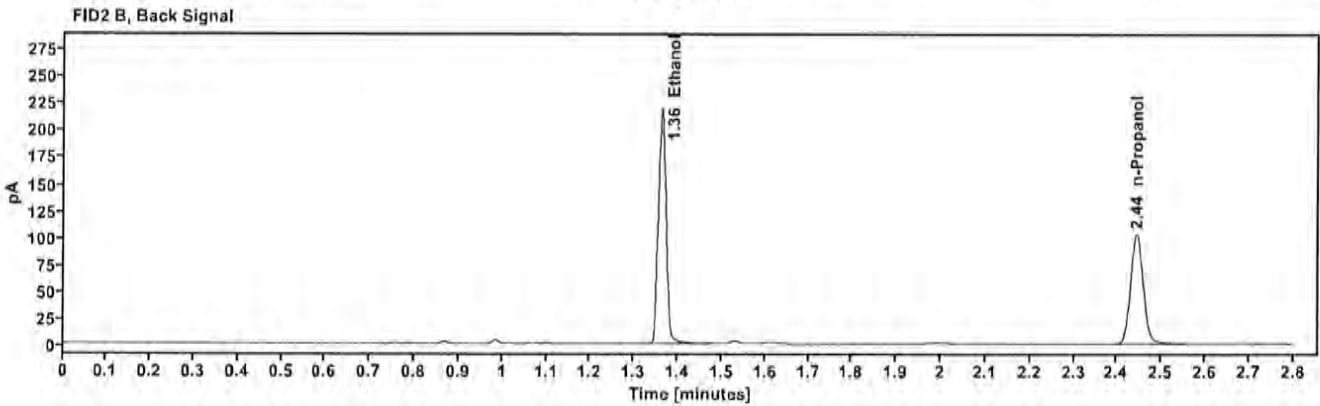
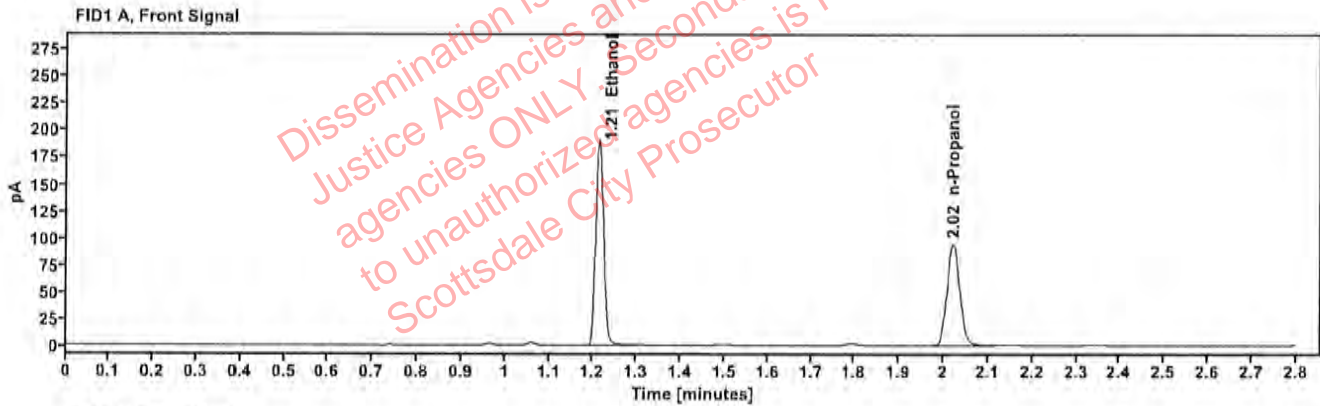


Table 1: FID 1 A (column DB-ALC1)

Compound	Amount (g/100mL)	Time (min)	Peak Area
>Ethanol	0.3637	1.213	243.427
n-Propanol	---	2.021	188.067

Table 2: FID 2 B (column DB-ALC2)

Compound	Time (min)	Peak Area
Ethanol	1.362	269.271
n-Propanol	2.444	203.286

### Scottsdale Police Department Crime Lab Volatiles Analysis

Sample:	2411288-1	Vial:	54
Description:	[REDACTED]	LIMS ID:	[REDACTED]
Method:	ethanol quant.M	Sequence:	06Jun24
Instrument:	US14173023 CN14160045	Injection date:	6/6/2024 3:09:06 PM
Data file:	C:\Chem32\1\Data\06Jun24\54.D	Analyst:	Canonico

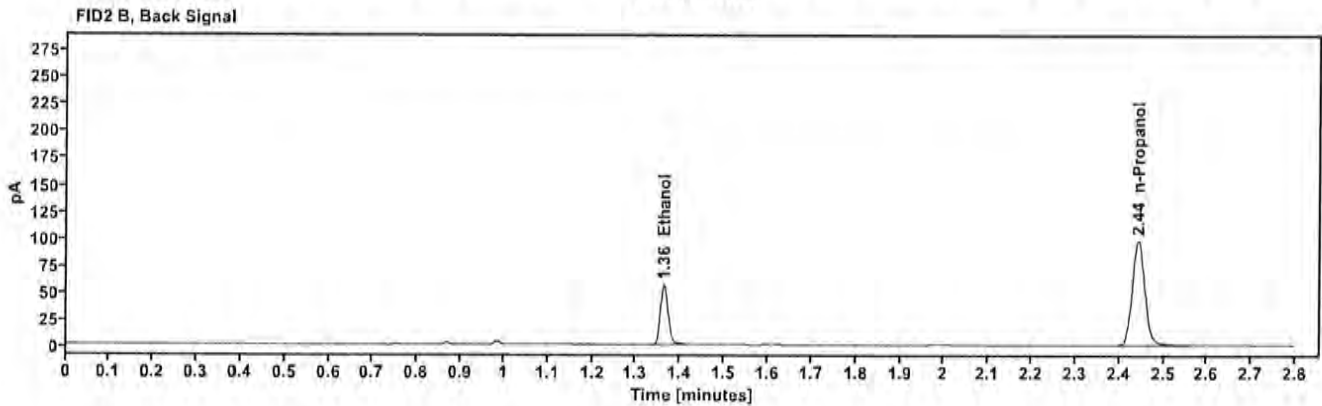
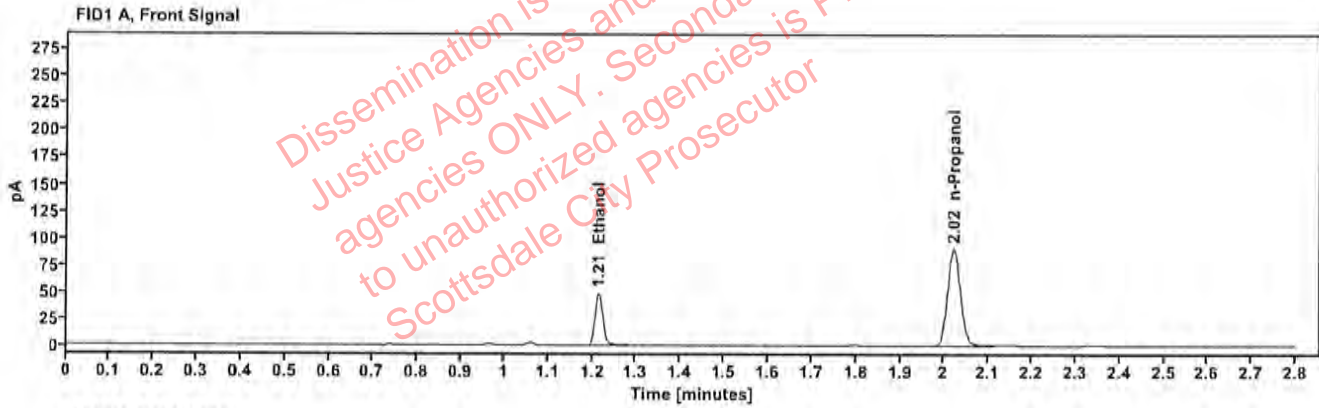


Table 1: FID 1 A (column DB-ALC1)

Compound	Amount (g/100mL)	Time (min)	Peak Area
>Ethanol	0.0980	1.214	62.222
n-Propanol	—	2.021	180.042

Table 2: FID 2 B (column DB-ALC2)

Compound	Time (min)	Peak Area
Ethanol	1.363	67.847
n-Propanol	2.444	195.377



### Scottsdale Police Department Crime Lab Volatiles Analysis

Sample:	2411288-1	Vial:	55
Description:	[REDACTED]	LIMS ID:	[REDACTED]
Method:	ethanol quant.M	Sequence:	06Jun24
Instrument:	US14173023 CN14160045	Injection date:	6/6/2024 3:13:19 PM
Data file:	C:\Chem32\1\Data\06Jun24\55.D	Analyst:	Canonico

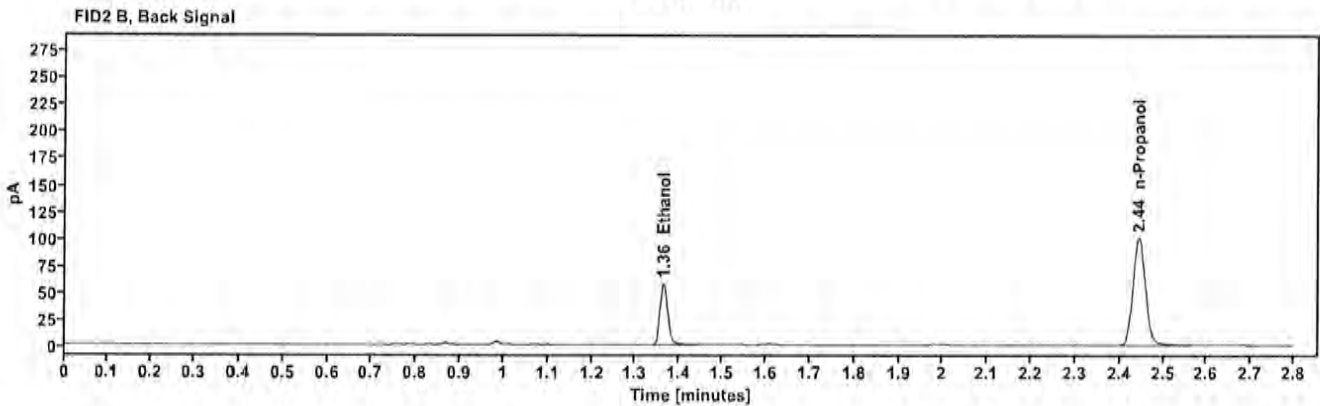
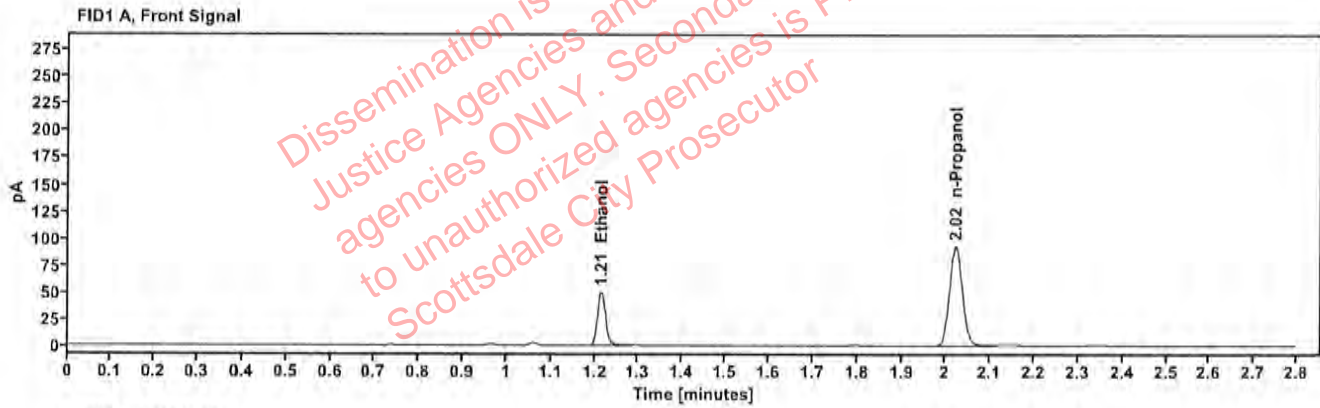


Table 1: FID 1 A (column DB-ALC1)

Compound	Amount (g/100mL)	Time (min)	Peak Area
>Ethanol	0.0981	1.214	63.940
n-Propanol	---	2.022	184.796

Table 2: FID 2 B (column DB-ALC2)

Compound	Time (min)	Peak Area
Ethanol	1.363	70.002
n-Propanol	2.444	200.552

### Scottsdale Police Department Crime Lab Volatiles Analysis

Sample:	2411612-1	Vial:	56
Description:	[REDACTED]	LIMS ID:	[REDACTED]
Method:	ethanol quant.M	Sequence:	06Jun24
Instrument:	US14173023 CN14160045	Injection date:	6/6/2024 3:17:18 PM
Data file:	C:\Chem32\1\Data\06Jun24\56.D	Analyst:	Canonico

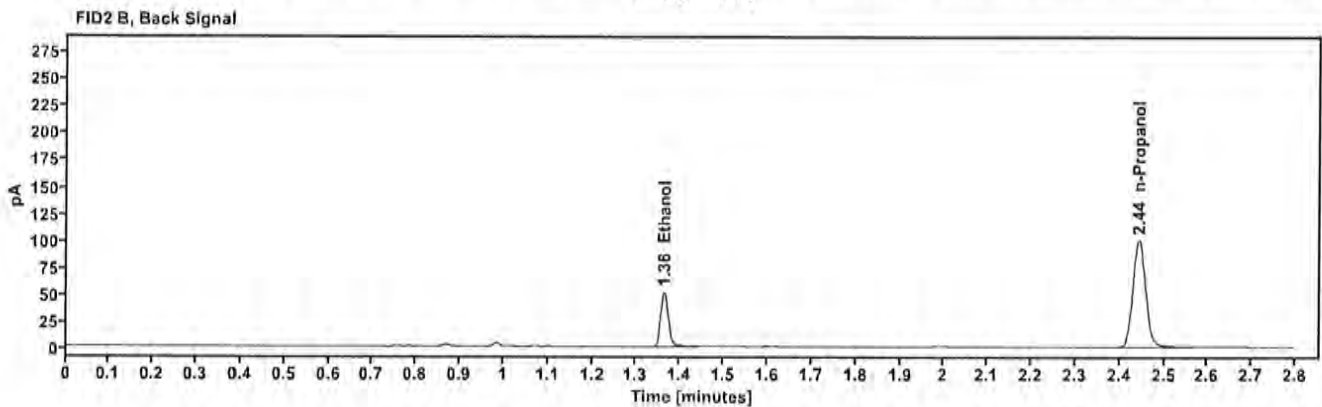
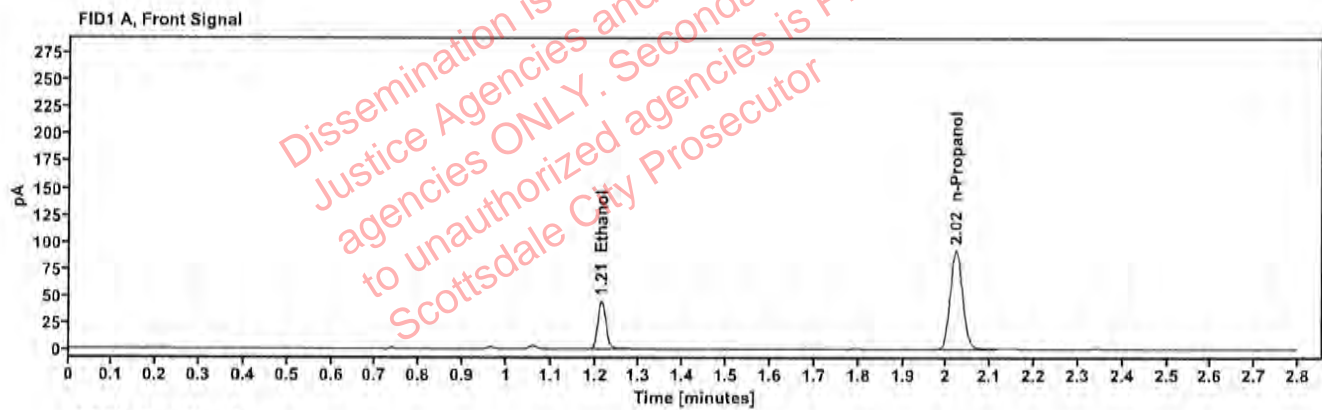


Table 1: FID 1 A (column DB-ALC1)

Compound	Amount (g/100mL)	Time (min)	Peak Area
>Ethanol	0.0878	1.214	56.930
n-Propanol	—	2.021	184.107

Table 2: FID 2 B (column DB-ALC2)

Compound	Time (min)	Peak Area
Ethanol	1.363	62.088
n-Propanol	2.444	199.697

### Scottsdale Police Department Crime Lab Volatiles Analysis

Sample:	2411612-1	Vial:	57
Description:	[REDACTED]	LIMS ID:	[REDACTED]
Method:	ethanol quant.M	Sequence:	06Jun24
Instrument:	US14173023 CN14160045	Injection date:	6/6/2024 3:21:18 PM
Data file:	C:\Chem32\1\Data\06Jun24\57.D	Analyst:	Canonico

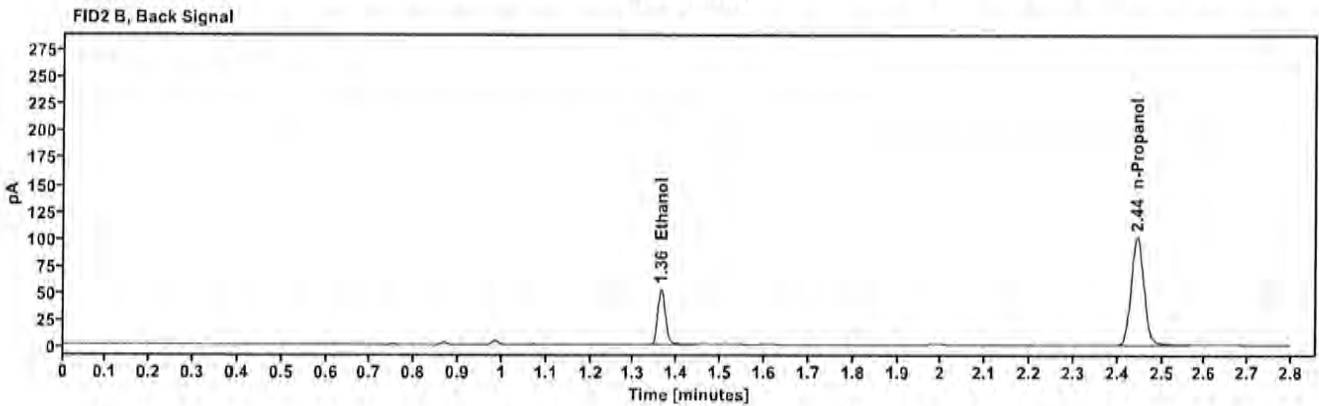
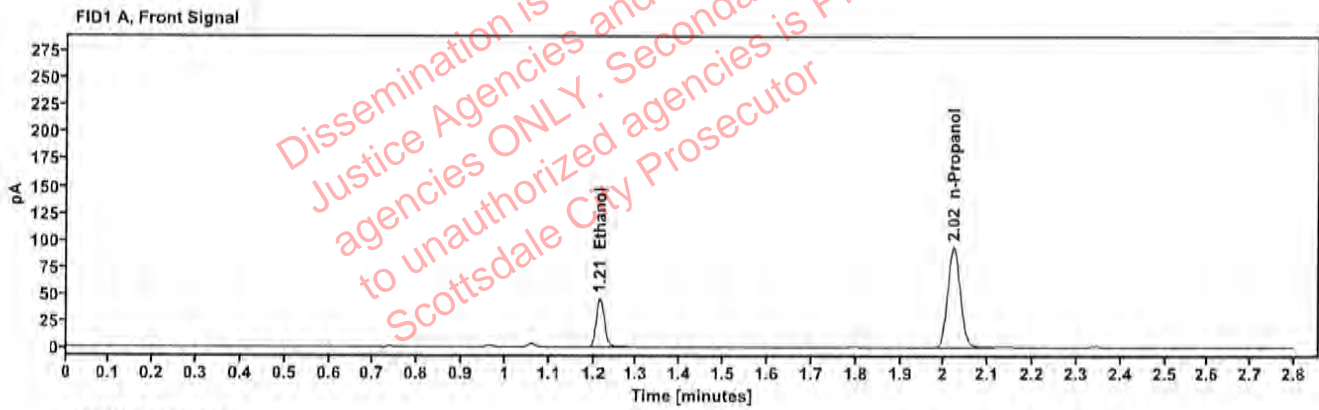


Table 1: FID 1 A (column DB-ALC1)

Compound	Amount (g/100mL)	Time (min)	Peak Area
>Ethanol	0.0881	1.215	57.770
n-Propanol	---	2.021	186.189

Table 2: FID 2 B (column DB-ALC2)

Compound	Time (min)	Peak Area
Ethanol	1.363	63.050
n-Propanol	2.444	201.845

### Scottsdale Police Department Crime Lab Volatiles Analysis

Sample:	2411256-2	Vial:	58
Description:	[REDACTED]	LIMS ID:	[REDACTED]
Method:	ethanol quant.M	Sequence:	06Jun24
Instrument:	US14173023 CN14160045	Injection date:	6/6/2024 3:25:20 PM
Data file:	C:\Chem32\1\Data\06Jun24\58.D	Analyst:	Canonico

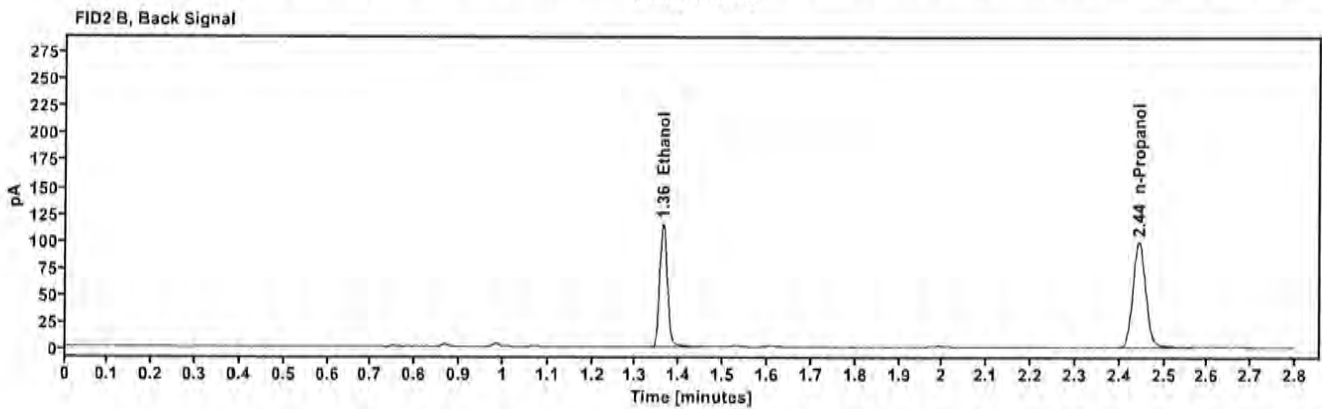
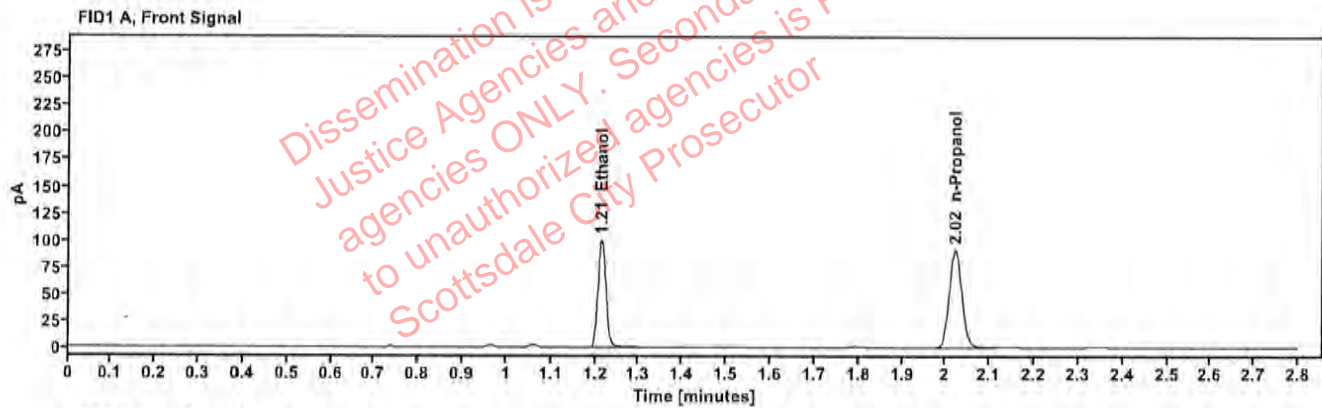


Table 1: FID 1 A (column DB-ALC1)

Compound	Amount (g/100mL)	Time (min)	Peak Area
>Ethanol	0.1971	1.214	127.523
n-Propanol	-----	2.021	182.313

Table 2: FID 2 B (column DB-ALC2)

Compound	Time (min)	Peak Area
Ethanol	1.362	140.024
n-Propanol	2.444	196.728

### Scottsdale Police Department Crime Lab Volatiles Analysis

Sample:	2411256-2	Vial:	59
Description:	[REDACTED]	LIMS ID:	[REDACTED]
Method:	ethanol quant.M	Sequence:	06Jun24
Instrument:	US14173023 CN14160045	Injection date:	6/6/2024 3:29:21 PM
Data file:	C:\Chem32\1\Data\06Jun24\59.D	Analyst:	Canonico

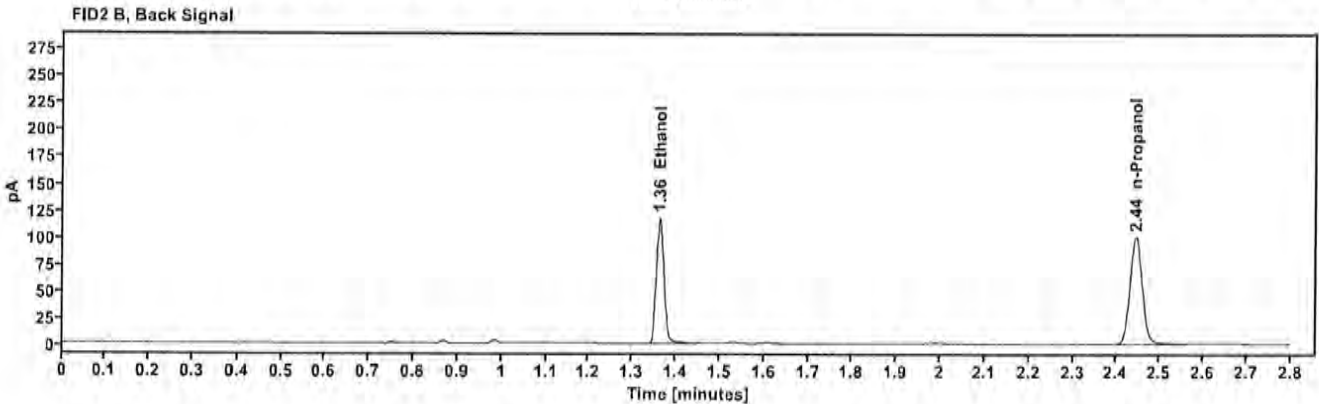
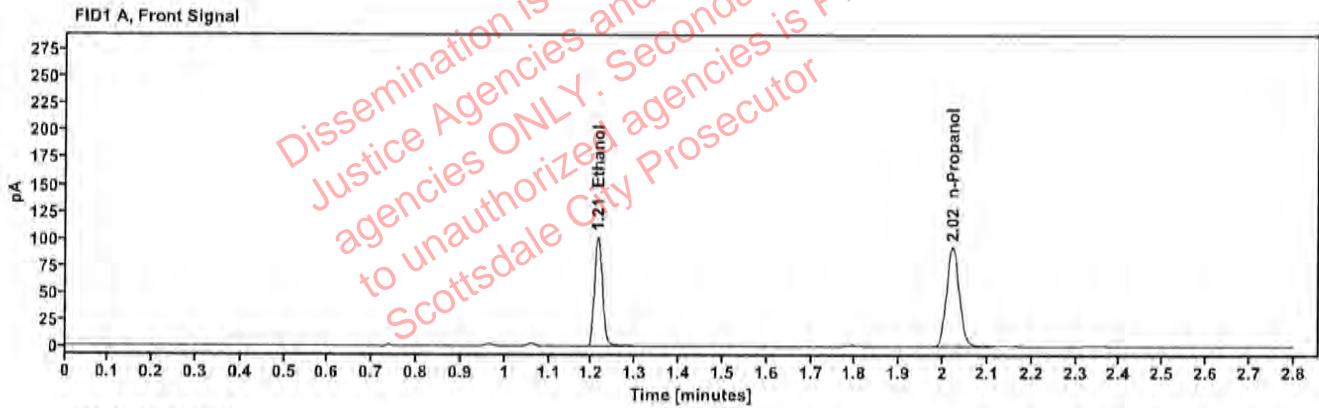


Table 1: FID 1 A (column DB-ALC1)

Compound	Amount (g/100mL)	Time (min)	Peak Area
>Ethanol	0.1994	1.214	129.891
n-Propanol	—	2.021	183.553

Table 2: FID 2 B (column DB-ALC2)

Compound	Time (min)	Peak Area
Ethanol	1.362	142.602
n-Propanol	2.444	199.358

### Scottsdale Police Department Crime Lab Volatiles Analysis

Sample:	2411620-2	Vial:	60
Description:	[REDACTED]	LIMS ID:	[REDACTED]
Method:	ethanol quant.M	Sequence:	06Jun24
Instrument:	US14173023 CN14160045	Injection date:	6/6/2024 3:33:21 PM
Data file:	C:\Chem32\1\Data\06Jun24\60.D	Analyst:	Canonico

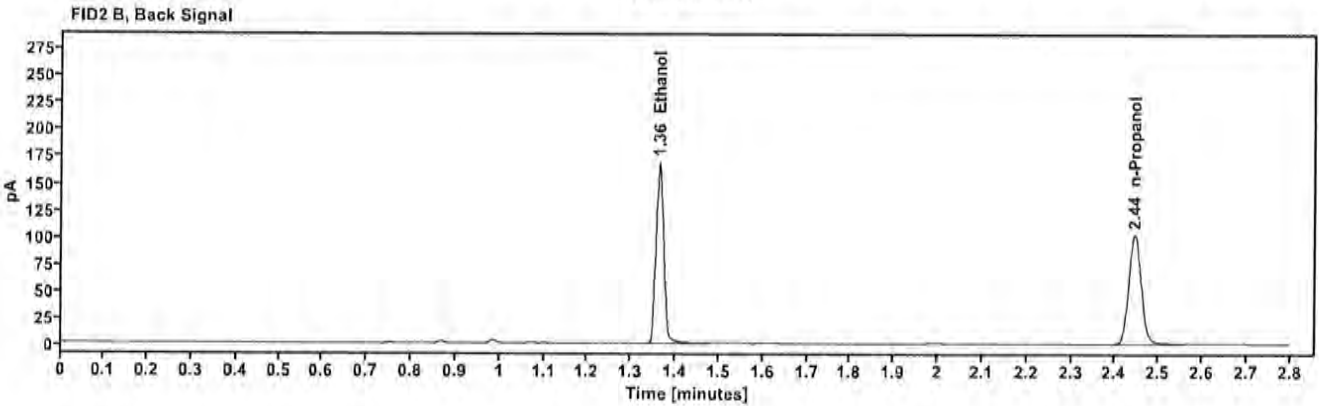
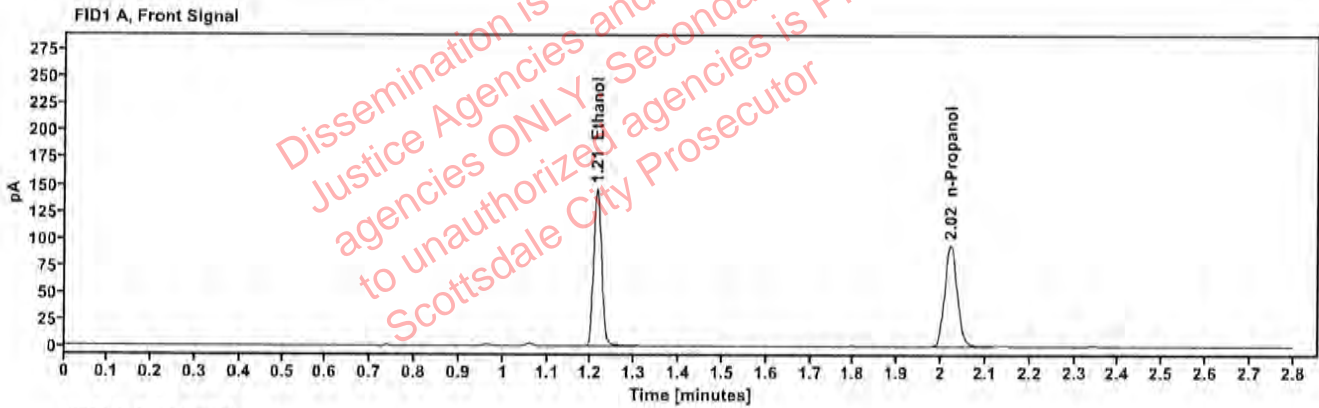


Table 1: FID 1 A (column DB-ALC1)

Compound	Amount (g/100mL)	Time (min)	Peak Area
>Ethanol	0.2802	1.214	186.876
n-Propanol	—	2.021	187.619

Table 2: FID 2 B (column DB-ALC2)

Compound	Time (min)	Peak Area
Ethanol	1.363	205.447
n-Propanol	2.444	202.780

### Scottsdale Police Department Crime Lab Volatiles Analysis

Sample:	2411620-2	Vial:	61
Description:	[REDACTED]	LIMS ID:	[REDACTED]
Method:	ethanol quant.M	Sequence:	06Jun24
Instrument:	US14173023 CN14160045	Injection date:	6/6/2024 3:37:34 PM
Data file:	C:\Chem32\1\Data\06Jun24\61.D	Analyst:	Canonico

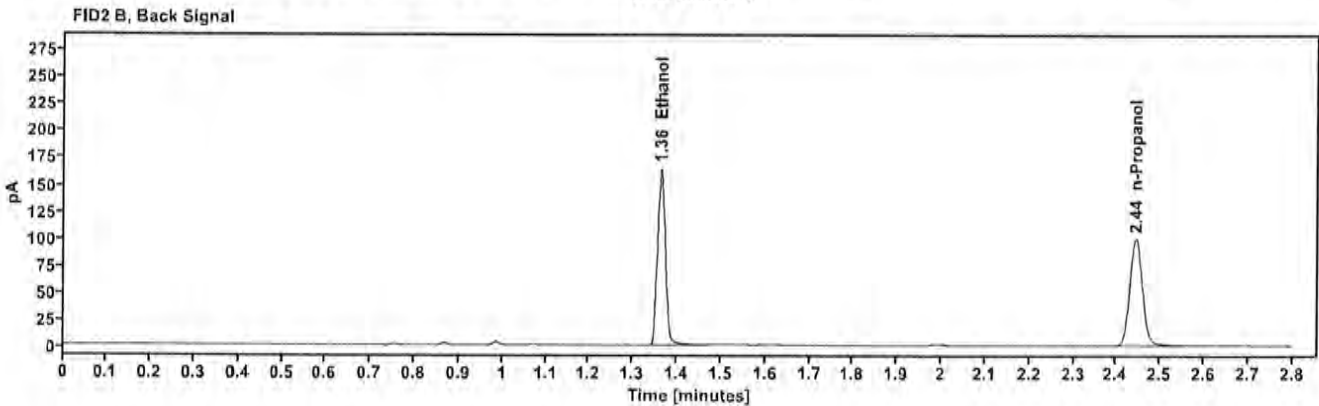
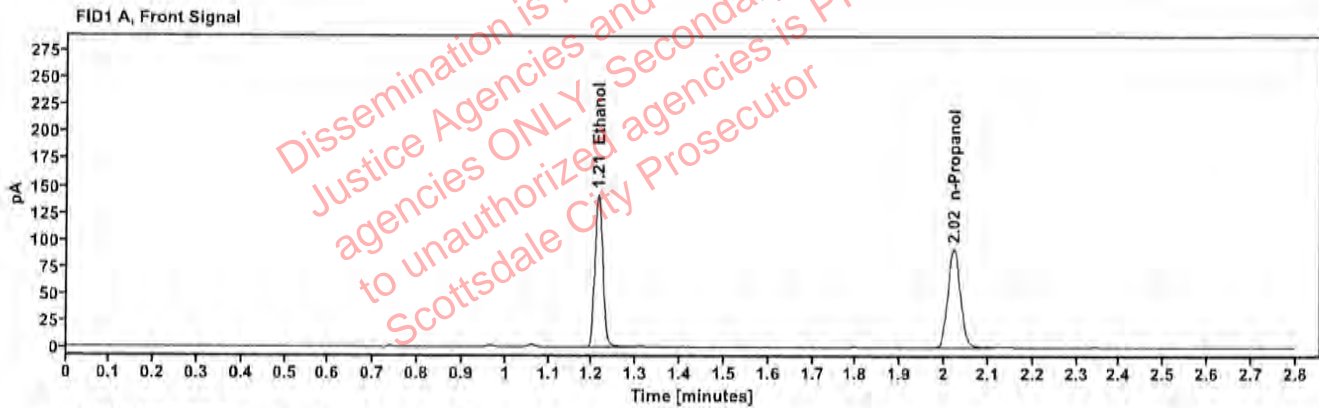


Table 1: FID 1 A (column DB-ALC1)

Compound	Amount (g/100mL)	Time (min)	Peak Area
>Ethanol	0.2789	1.213	181.932
n-Propanol	—	2.021	183.510

Table 2: FID 2 B (column DB-ALC2)

Compound	Time (min)	Peak Area
Ethanol	1.363	199.855
n-Propanol	2.444	198.262

### Scottsdale Police Department Crime Lab Volatiles Analysis

Sample:	2411387-1	Vial:	62
Description:	[REDACTED]	LIMS ID:	[REDACTED]
Method:	ethanol quant.M	Sequence:	06Jun24
Instrument:	US14173023 CN14160045	Injection date:	6/6/2024 3:41:33 PM
Data file:	C:\Chem32\1\Data\06Jun24\62.D	Analyst:	Canonico

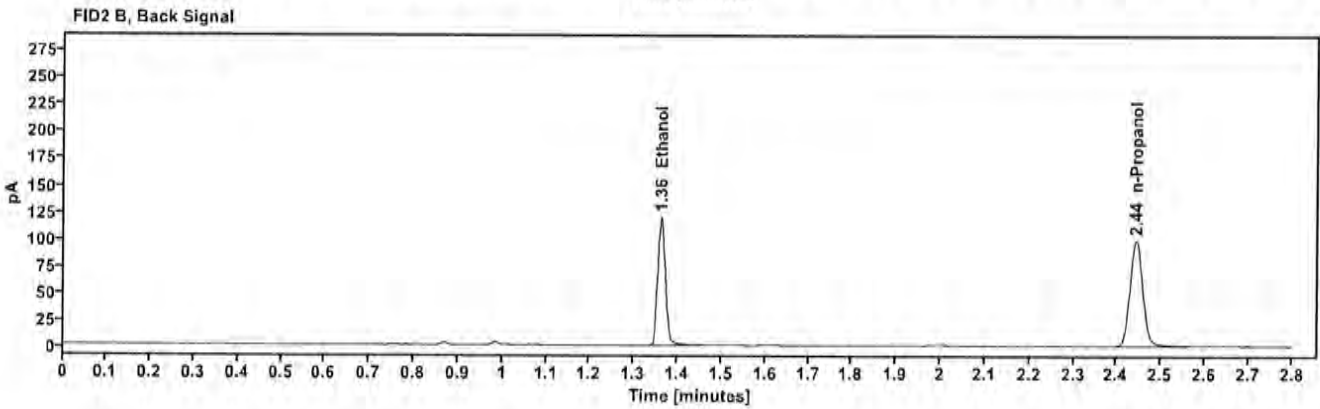
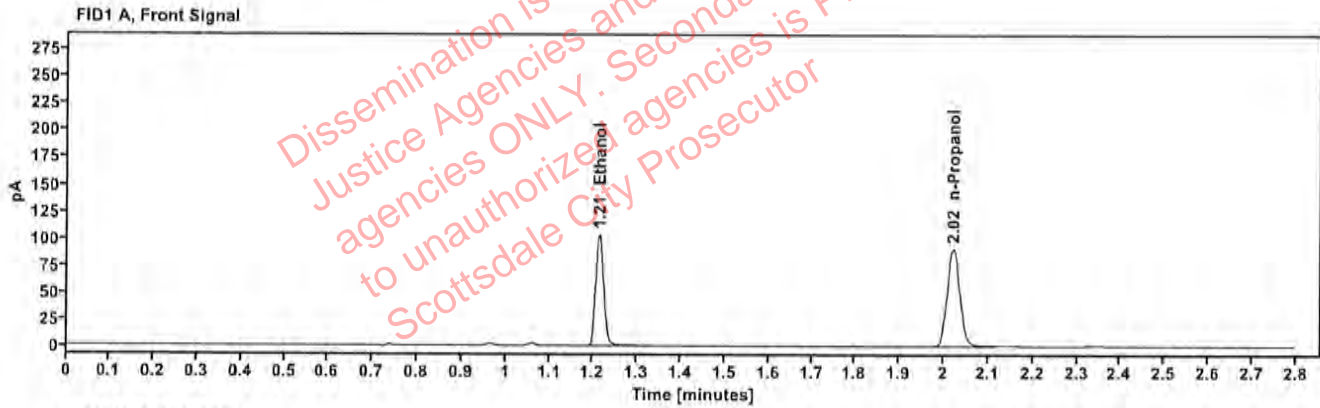


Table 1: FID 1 A (column DB-ALC1)

Compound	Amount (g/100mL)	Time (min)	Peak Area
>Ethanol	0.2057	1.213	131.983
n-Propanol	---	2.021	180.767

Table 2: FID 2 B (column DB-ALC2)

Compound	Time (min)	Peak Area
Ethanol	1.362	144.738
n-Propanol	2.443	196.153



### Scottsdale Police Department Crime Lab Volatiles Analysis

Sample:	2411387-1	Vial:	63
Description:	[REDACTED]	LIMS ID:	[REDACTED]
Method:	ethanol quant.M	Sequence:	06Jun24
Instrument:	US14173023 CN14160045	Injection date:	6/6/2024 3:45:34 PM
Data file:	C:\Chem32\1\Data\06Jun24\63.D	Analyst:	Canonico

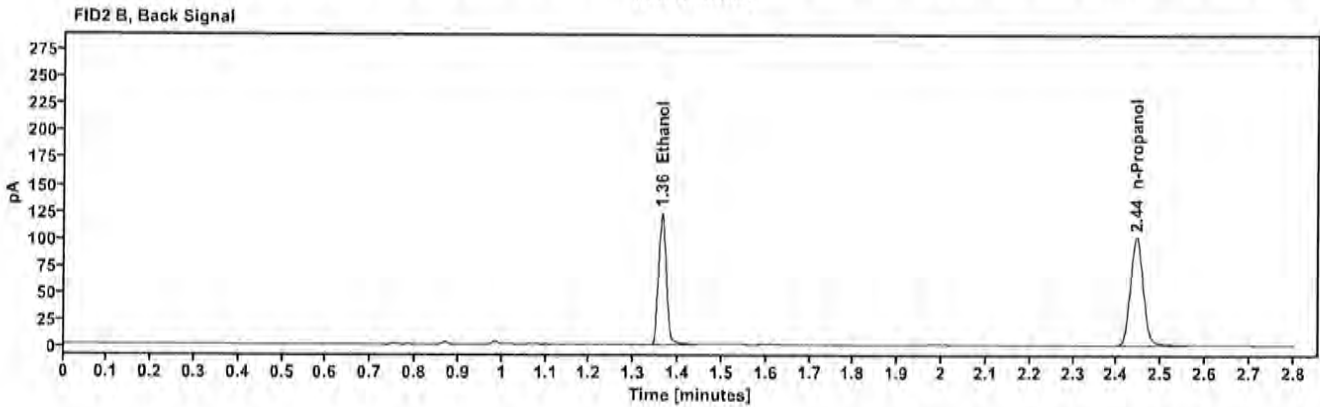
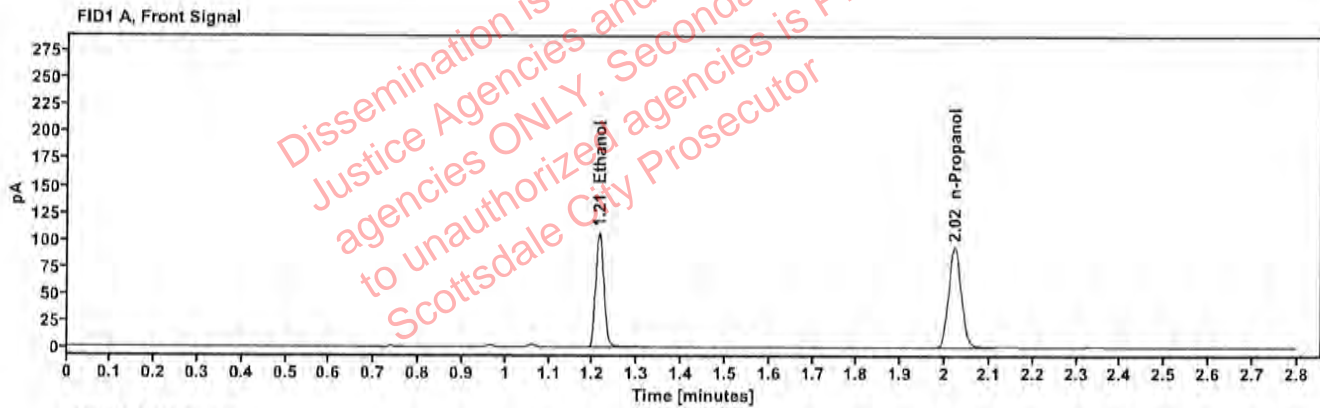


Table 1: FID 1 A (column DB-ALC1)

Compound	Amount (g/100mL)	Time (min)	Peak Area
>Ethanol	0.2076	1.214	136.529
n-Propanol	---	2.021	185.293

Table 2: FID 2 B (column DB-ALC2)

Compound	Time (min)	Peak Area
Ethanol	1.363	149.777
n-Propanol	2.444	201.154