

SCOTTSDALE POLICE DEPARTMENT CRIME LABORATORY BLOOD ALCOHOL FACE SHEET

ANALYSIS DATE 07/30/2024

SEQUENCE NAME 30Jul24

EQUIPMENT

Pipettor Hamilton ML600EH7497 Hamilton ML600EA20851
 Gas Chromatograph Agilent US14173023

INSTRUMENT CALIBRATION

Vial 1 0.02 calibrator Lot FN03122113 Coefficient of determination (r²)
 Vial 2 0.10 calibrator Lot FN03072301 0.99990
 Vial 3 0.20 calibrator Lot FN03132302
 Vial 4 0.40 calibrator Lot FN03052102

CALIBRATION VERIFICATION AND RESOLUTION TEST

| Vial | Sample | Expected result | Measured result | Manufacturer/lot |
|------|-------------------|-----------------|-----------------|--------------------|
| 5 | Blank | Not detected | Not detected | SPD lab 050624WB |
| 6 | Volatiles mixture | 6 compounds | 6 compounds | SPD lab 050721MIX |
| 7 | Aqueous control | 0.400 g/dL | 0.400 g/dL | Lipomed 12052023-B |
| 8 | Aqueous control | 0.040 g/dL | 0.040 g/dL | Lipomed 14082019-B |
| 9 | Blood control | 0.199 g/dL | 0.201 g/dL | ACQ 4110320133/11 |
| 20 | Aqueous control | 0.100 g/dL | 0.099 g/dL | Lipomed 25052023-A |
| 31 | Blood control | 0.199 g/dL | 0.203 g/dL | ACQ 4110320133/11 |
| 42 | Aqueous control | 0.100 g/dL | 0.099 g/dL | Lipomed 25052023-A |
| 53 | Aqueous control | 0.400 g/dL | 0.403 g/dL | Lipomed 12052023-B |
| 54 | Aqueous control | 0.040 g/dL | 0.040 g/dL | Lipomed 14082019-B |
| 55 | Blood control | 0.199 g/dL | 0.204 g/dL | ACQ 4110320133/11 |
| 56 | Blank | Not detected | Not detected | SPD lab 060724AQ |
| | | | | |
| | | | | |
| | | | | |
| | | | | |

SUBJECT SAMPLES

Subjects in the sequence 20 Subjects requiring reanalysis 0

ADDITIONAL NOTES: All testing proceeded as expected.

Run valid Run invalid Erika Canonico Analyst
 Run valid Run invalid Philip Bonolo Technical Reviewer

Scottsdale Police Department Crime Laboratory Sequence Quality Assurance Summary

SEQUENCE NAME: 30Jul24

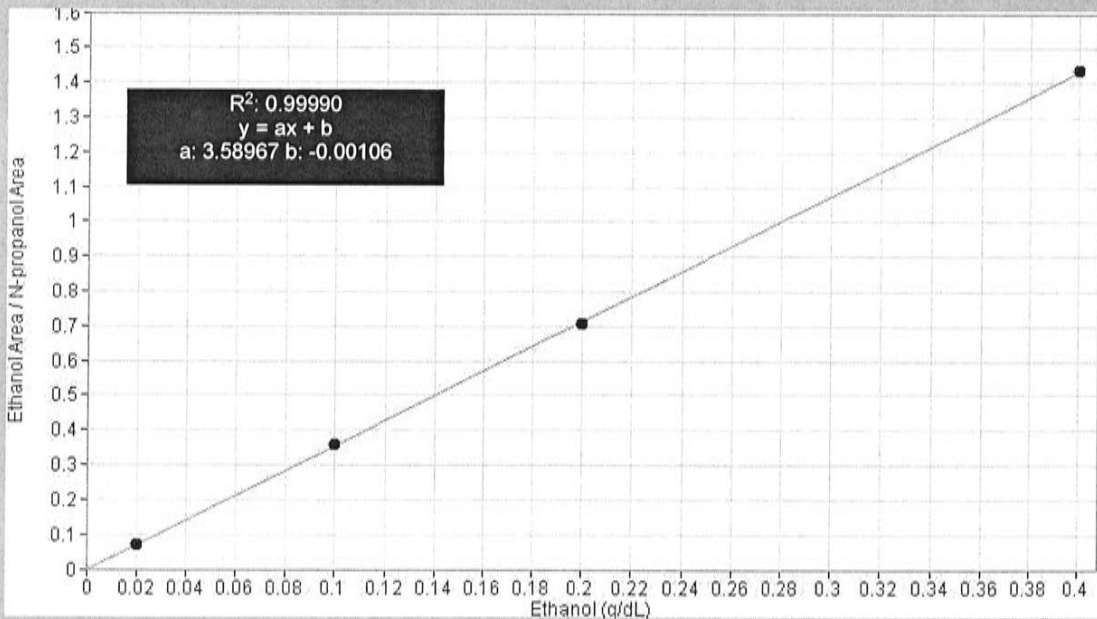
ANALYST: Canonico

ec

| Sample Name | Vial | Measured Value (g/dL) | Expected Value (g/dL) | Percent Difference | Absolute Difference (g/dL) |
|---------------------|------|-----------------------|-----------------------|--------------------|----------------------------|
| blank 050624WB | 5 | negative | negative | - | - |
| 0.400 12052023-B | 7 | 0.400 | 0.400 | 0.00 | 0.000 |
| 0.040 14082019-B | 8 | 0.040 | 0.040 | 0.00 | 0.000 |
| 0.199 4110320133/11 | 9 | 0.201 | 0.199 | 1.01 | 0.002 |
| 0.100 25052023-A | 20 | 0.099 | 0.100 | 1.00 | -0.001 |
| 0.199 4110320133/11 | 31 | 0.203 | 0.199 | 2.01 | 0.004 |
| 0.100 25052023-A | 42 | 0.099 | 0.100 | 1.00 | -0.001 |
| 0.400 12052023-B | 53 | 0.403 | 0.400 | 0.75 | 0.003 |
| 0.040 14082019-B | 54 | 0.040 | 0.040 | 0.00 | 0.000 |
| 0.199 4110320133/11 | 55 | 0.204 | 0.199 | 2.51 | 0.005 |
| blank 060724AQ | 56 | negative | negative | - | - |

| Calibrator | Ethanol Area | N-propanol Area | Ratio |
|------------|--------------|-----------------|-------|
| 0.020 | 12.988 | 180.435 | 0.072 |
| 0.100 | 61.640 | 170.235 | 0.362 |
| 0.200 | 118.854 | 167.821 | 0.708 |
| 0.400 | 239.855 | 166.795 | 1.438 |

Calibration Line



Scottsdale Police Department Crime Lab Volatiles Analysis

| | | | |
|---------------------|------------------------------|------------------------|----------------------|
| Sample: | FN03122113 | Vial: | 1 |
| Description: | 0.020 calibrator | Sequence: | 30Jul24 |
| Method: | ethanol quant.M | Injection date: | 7/30/2024 3:14:59 PM |
| Instrument: | US14173023 CN14160045 | Analyst: | Canonico <i>el</i> |
| Data file: | C:\Chem32\1\Data\30Jul24\1.D | | |

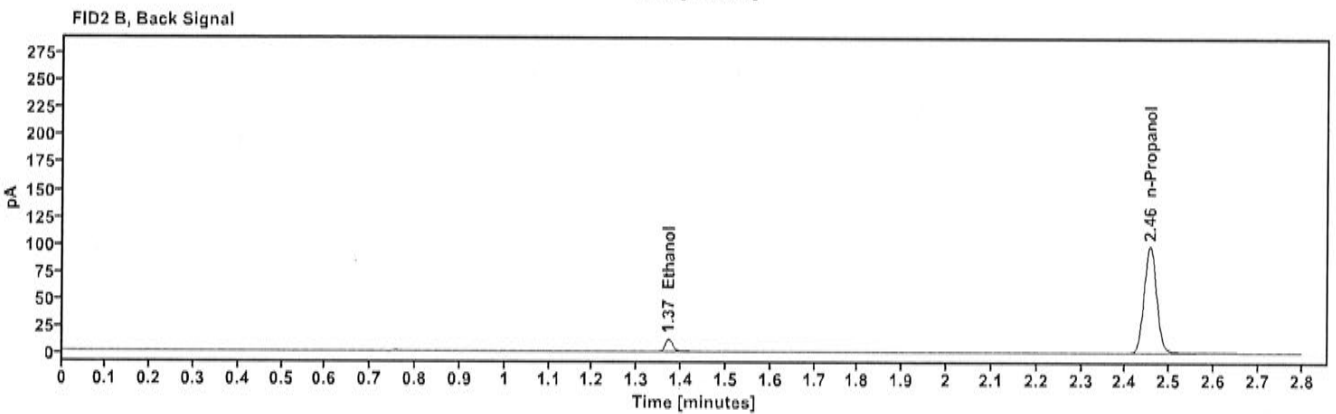
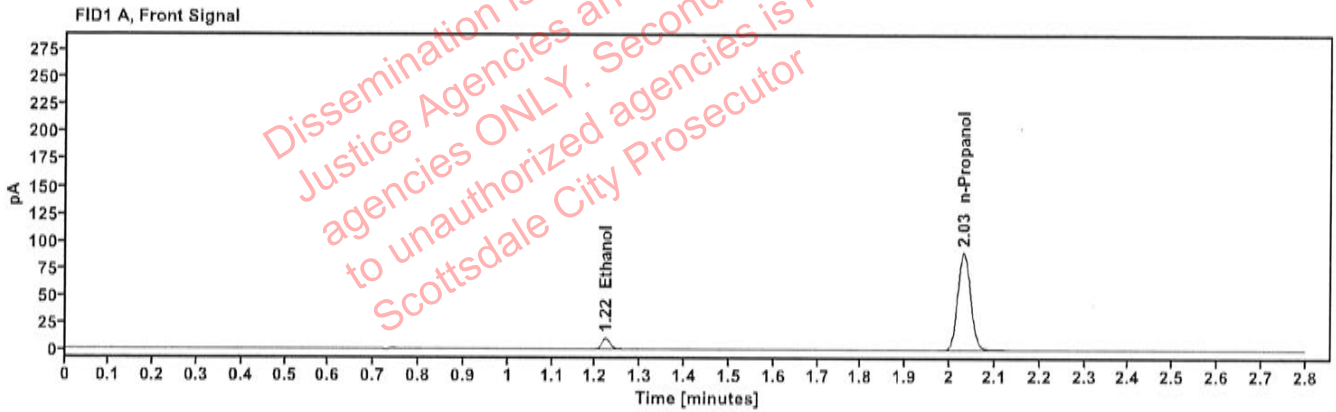


Table 1: FID 1 A (column DB-ALC1)

| Compound | Time (min) | Peak Area |
|------------|------------|-----------|
| Ethanol | 1.222 | 12.988 |
| n-Propanol | 2.031 | 180.435 |

Table 2: FID 2 B (column DB-ALC2)

| Compound | Time (min) | Peak Area |
|------------|------------|-----------|
| Ethanol | 1.371 | 14.241 |
| n-Propanol | 2.456 | 195.759 |

Scottsdale Police Department Crime Lab Volatiles Analysis

| | | | |
|---------------------|------------------------------|------------------------|---|
| Sample: | FN03072301 | Vial: | 2 |
| Description: | 0.100 calibrator | Sequence: | 30Jul24 |
| Method: | ethanol quant.M | Injection date: | 7/30/2024 3:18:58 PM |
| Instrument: | US14173023 CN14160045 | Analyst: | Canonico ☞ |
| Data file: | C:\Chem32\1\Data\30Jul24\2.D | | |

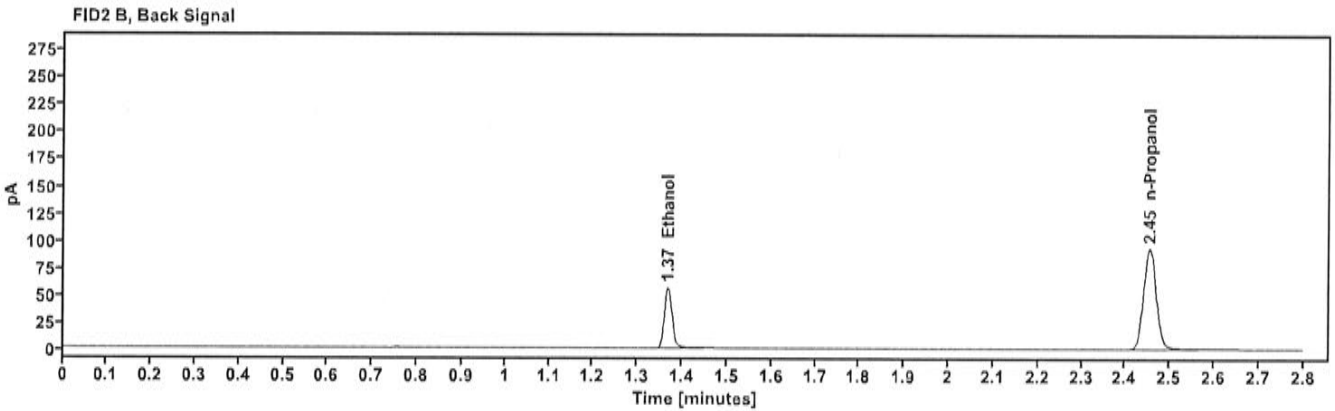
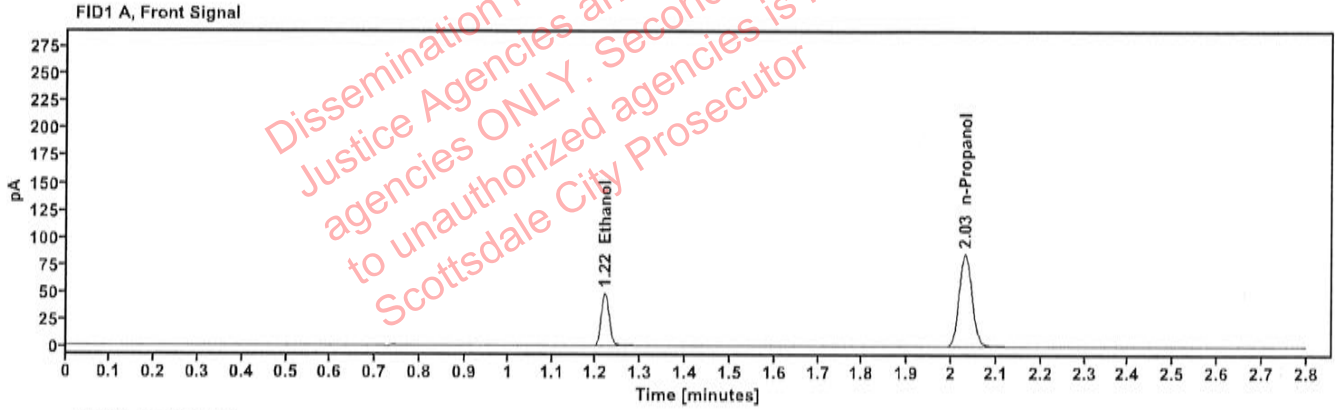


Table 1: FID 1 A (column DB-ALC1)

| Compound | Time (min) | Peak Area |
|------------|------------|-----------|
| Ethanol | 1.219 | 61.640 |
| n-Propanol | 2.030 | 170.235 |

Table 2: FID 2 B (column DB-ALC2)

| Compound | Time (min) | Peak Area |
|------------|------------|-----------|
| Ethanol | 1.368 | 67.630 |
| n-Propanol | 2.454 | 184.496 |

Scottsdale Police Department Crime Lab Volatiles Analysis

| | | | |
|--------------|------------------------------|-----------------|--|
| Sample: | FN03132302 | Vial: | 3 |
| Description: | 0.200 calibrator | Sequence: | 30Jul24 |
| Method: | ethanol quant.M | Injection date: | 7/30/2024 3:22:58 PM |
| Instrument: | US14173023 CN14160045 | Analyst: | Canonico ee |
| Data file: | C:\Chem32\1\Data\30Jul24\3.D | | |

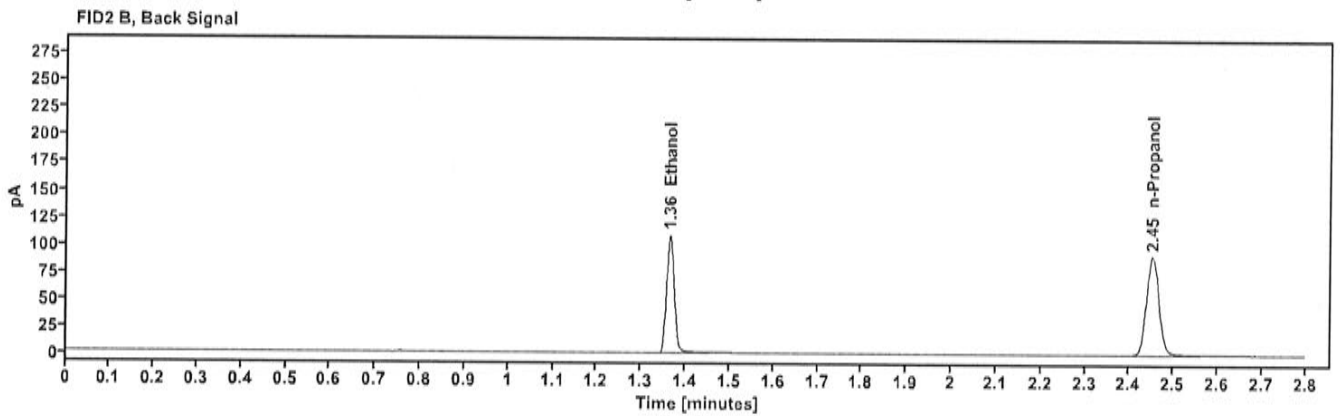
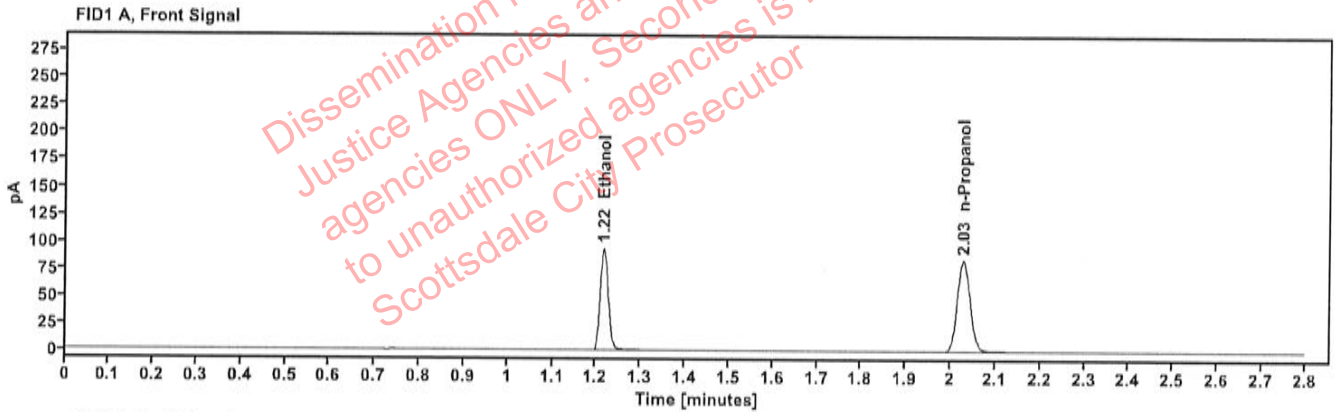


Table 1: FID 1 A (column DB-ALC1)

| Compound | Time (min) | Peak Area |
|------------|------------|-----------|
| Ethanol | 1.217 | 118.854 |
| n-Propanol | 2.028 | 167.821 |

Table 2: FID 2 B (column DB-ALC2)

| Compound | Time (min) | Peak Area |
|------------|------------|-----------|
| Ethanol | 1.364 | 130.512 |
| n-Propanol | 2.451 | 181.848 |

Scottsdale Police Department Crime Lab Volatiles Analysis

| | | | |
|---------------------|------------------------------|------------------------|----------------------|
| Sample: | FN03052102 | Vial: | 4 |
| Description: | 0.400 calibrator | Sequence: | 30Jul24 |
| Method: | ethanol quant.M | Injection date: | 7/30/2024 3:26:59 PM |
| Instrument: | US14173023 CN14160045 | Analyst: | Canonico <i>ec</i> |
| Data file: | C:\Chem32\1\Data\30Jul24\4.D | | |

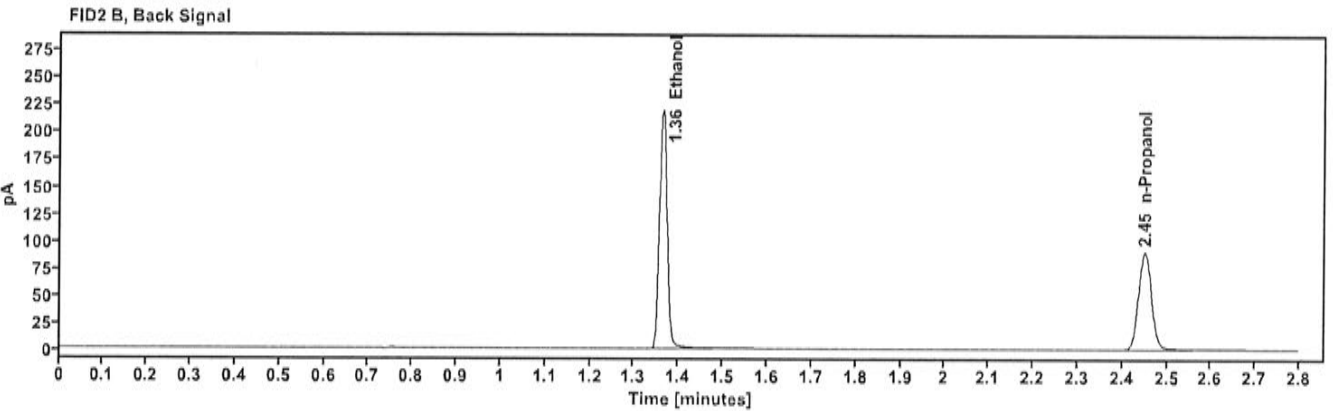
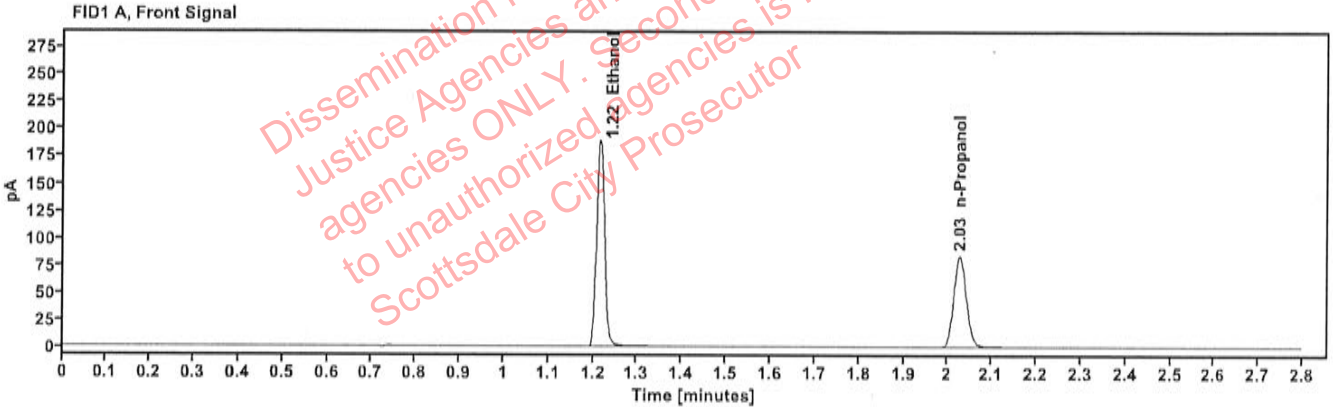


Table 1: FID 1 A (column DB-ALC1)

| Compound | Time (min) | Peak Area |
|------------|------------|-----------|
| Ethanol | 1.215 | 239.855 |
| n-Propanol | 2.027 | 166.795 |

Table 2: FID 2 B (column DB-ALC2)

| Compound | Time (min) | Peak Area |
|------------|------------|-----------|
| Ethanol | 1.363 | 264.172 |
| n-Propanol | 2.450 | 180.429 |

Scottsdale Police Department Crime Lab Volatiles Analysis

| | | | |
|--------------|------------------------------|-----------------|----------------------|
| Sample: | 050624WB | Vial: | 5 |
| Description: | Negative | LIMS ID: | |
| Method: | ethanol quant.M | Sequence: | 30Jul24 |
| Instrument: | US14173023 CN14160045 | Injection date: | 7/30/2024 3:30:58 PM |
| Data file: | C:\Chem32\1\Data\30Jul24\5.D | Analyst: | Canonico <i>ec</i> |

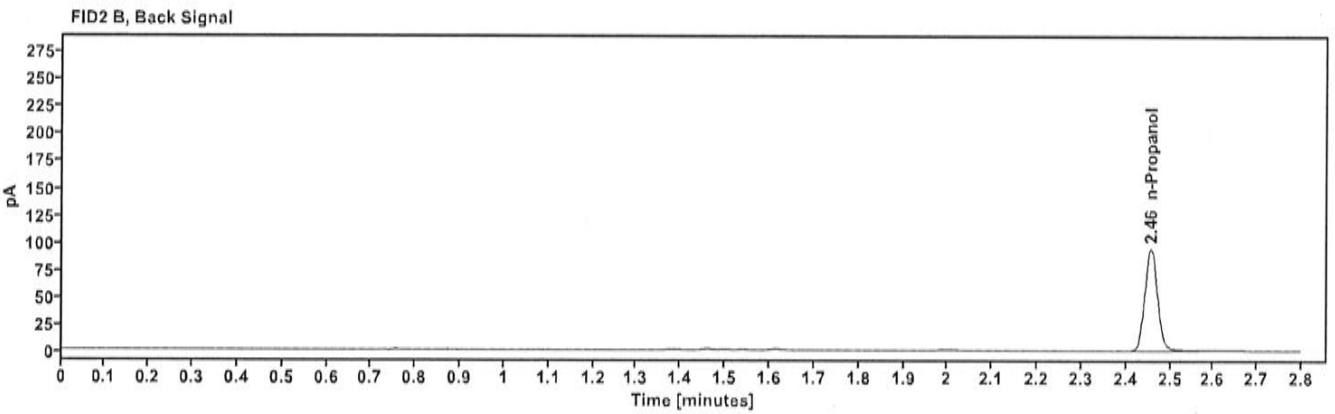
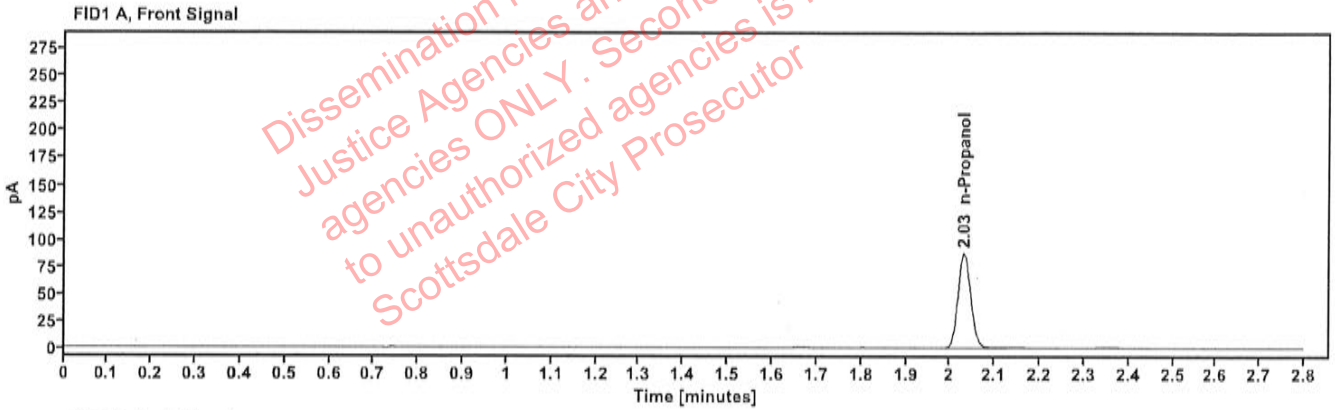


Table 1: FID 1 A (column DB-ALC1)

| Compound | Amount (g/100mL) | Time (min) | Peak Area |
|------------|------------------|------------|-----------|
| n-Propanol | ----- | 2.031 | 173.637 |

Table 2: FID 2 B (column DB-ALC2)

| Compound | Time (min) | Peak Area |
|------------|------------|-----------|
| n-Propanol | 2.456 | 188.345 |

Scottsdale Police Department Crime Lab Volatiles Analysis

| | | | |
|---------------------|------------------------------|------------------------|----------------------|
| Sample: | 050721MIX | Vial: | 6 |
| Description: | Volatiles mix | LIMS ID: | |
| Method: | ethanol quant.M | Sequence: | 30Jul24 |
| Instrument: | US14173023 CN14160045 | Injection date: | 7/30/2024 3:34:58 PM |
| Data file: | C:\Chem32\1\Data\30Jul24\6.D | Analyst: | Canonico <i>ee</i> |

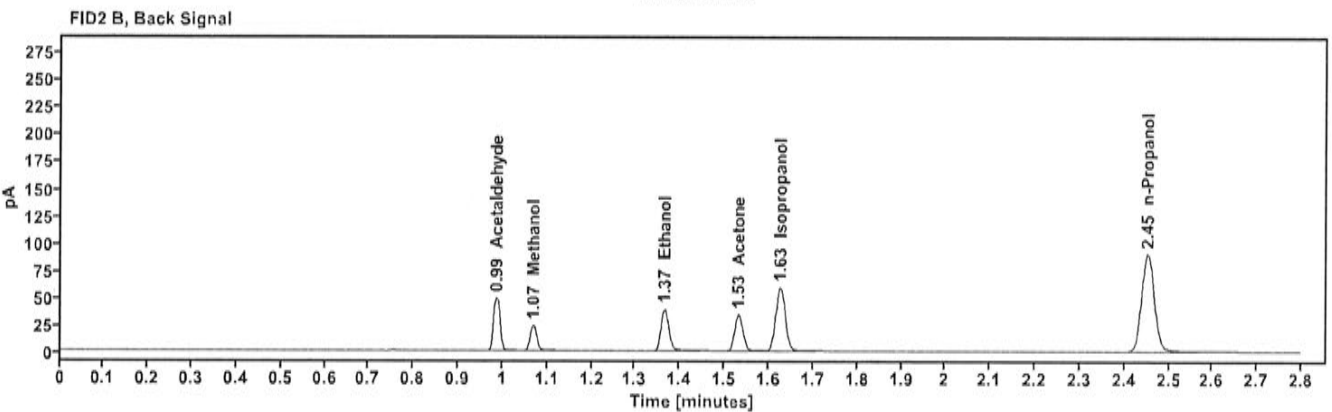
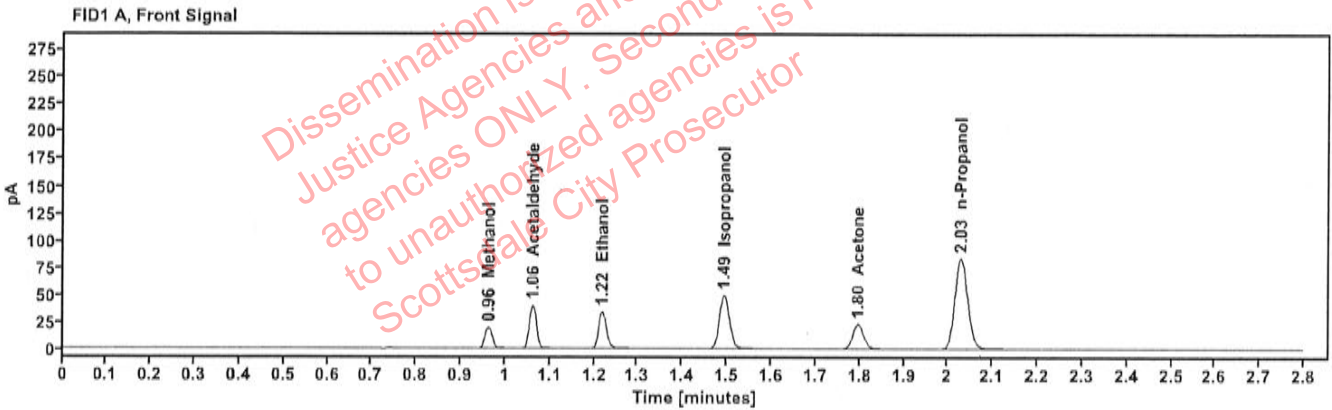


Table 1: FID 1 A (column DB-ALC1)

| Compound | Amount (g/100mL) | Time (min) | Peak Area |
|--------------|------------------|------------|-----------|
| Methanol | ----- | 0.963 | 21.951 |
| Acetaldehyde | ----- | 1.061 | 43.941 |
| >Ethanol | 0.0721 | 1.218 | 43.019 |
| Isopropanol | ----- | 1.493 | 79.273 |
| Acetone | ----- | 1.796 | 39.867 |
| n-Propanol | ----- | 2.029 | 166.944 |

Table 2: FID 2 B (column DB-ALC2)

| Compound | Time (min) | Peak Area |
|--------------|------------|-----------|
| Acetaldehyde | 0.986 | 49.206 |
| Methanol | 1.068 | 24.464 |
| Ethanol | 1.365 | 47.226 |
| Acetone | 1.532 | 43.938 |
| Isopropanol | 1.626 | 87.518 |
| n-Propanol | 2.452 | 180.557 |

Scottsdale Police Department Crime Lab Volatiles Analysis

| | | | |
|---------------------|------------------------------|------------------------|----------------------|
| Sample: | 12052023-B | Vial: | 7 |
| Description: | 0.400 | LIMS ID: | |
| Method: | ethanol quant.M | Sequence: | 30Jul24 |
| Instrument: | US14173023 CN14160045 | Injection date: | 7/30/2024 3:39:13 PM |
| Data file: | C:\Chem32\1\Data\30Jul24\7.D | Analyst: | Canonico <i>EC</i> |

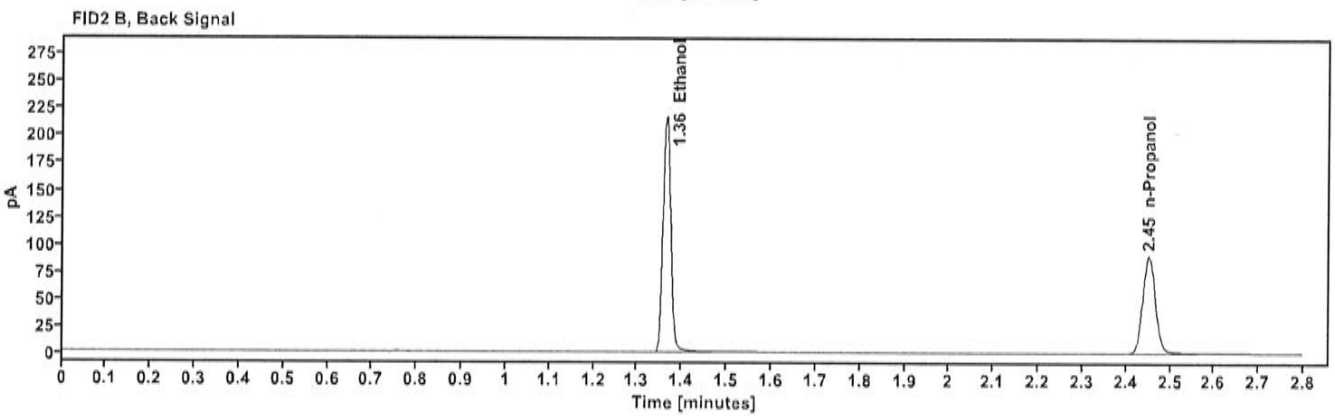
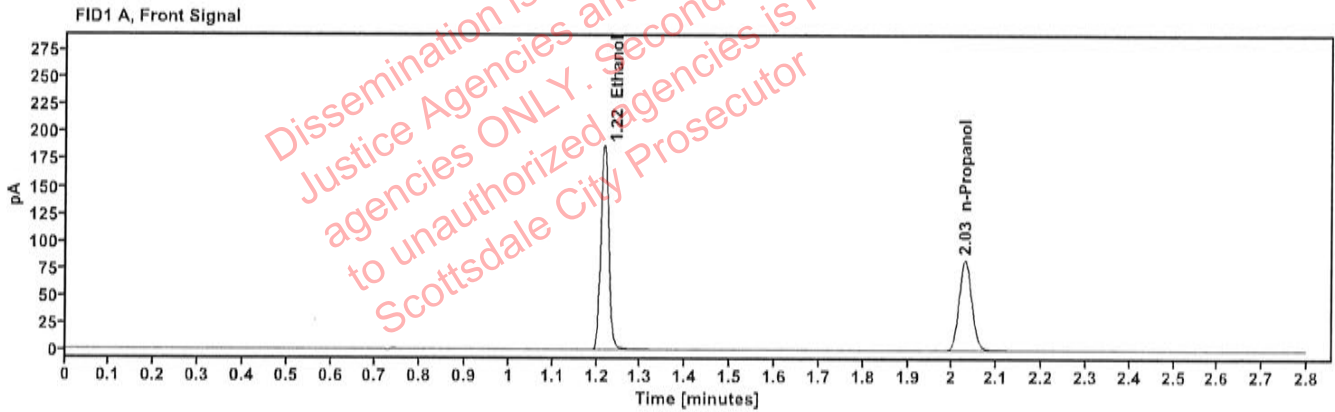


Table 1: FID 1 A (column DB-ALC1)

| Compound | Amount (g/100mL) | Time (min) | Peak Area |
|------------|---------------------|---------------|--------------|
| >Ethanol | 0.4001 | 1.216 | 238.119 |
| n-Propanol | ----- | 2.028 | 165.932 |

Table 2: FID 2 B (column DB-ALC2)

| Compound | Time (min) | Peak Area |
|------------|---------------|--------------|
| Ethanol | 1.364 | 262.118 |
| n-Propanol | 2.451 | 179.494 |

Scottsdale Police Department Crime Lab Volatiles Analysis

| | | | |
|--------------|------------------------------|-----------------|----------------------|
| Sample: | 14082019-B | Vial: | 8 |
| Description: | 0.040 | LIMS ID: | |
| Method: | ethanol quant.M | Sequence: | 30Jul24 |
| Instrument: | US14173023 CN14160045 | Injection date: | 7/30/2024 3:43:14 PM |
| Data file: | C:\Chem32\1\Data\30Jul24\8.D | Analyst: | Canonico <i>EC</i> |

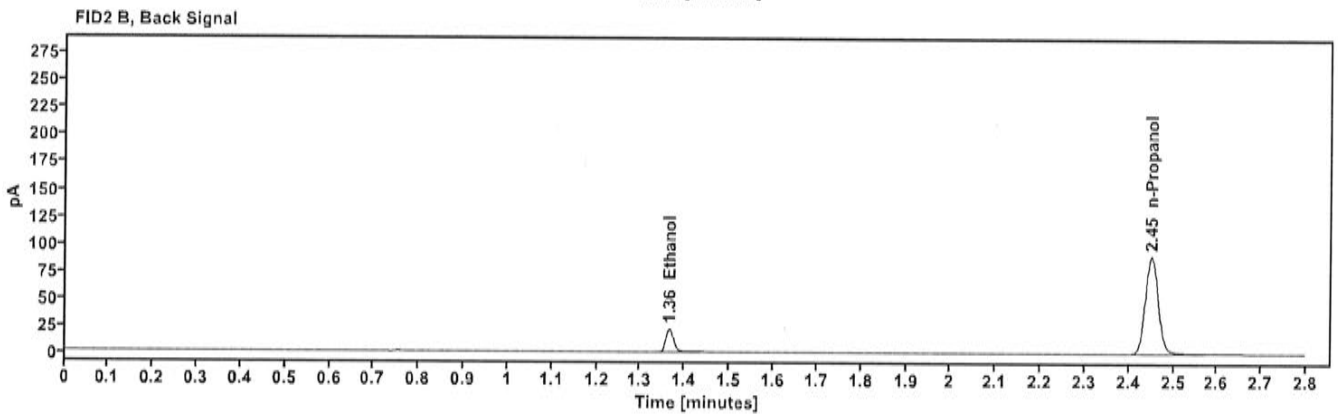
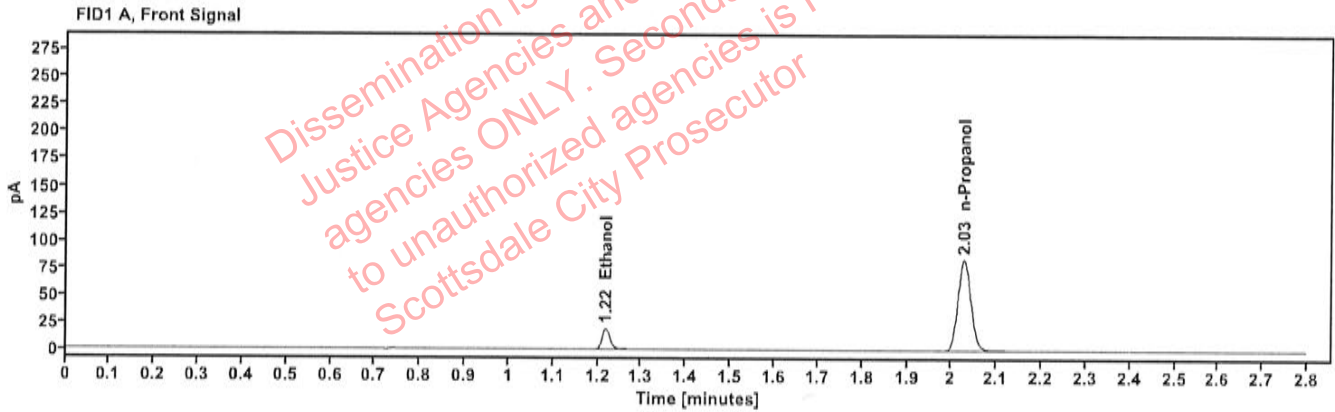


Table 1: FID 1 A (column DB-ALC1)

| Compound | Amount (g/100mL) | Time (min) | Peak Area |
|------------|------------------|------------|-----------|
| >Ethanol | 0.0400 | 1.218 | 23.798 |
| n-Propanol | ----- | 2.027 | 166.792 |

Table 2: FID 2 B (column DB-ALC2)

| Compound | Time (min) | Peak Area |
|------------|------------|-----------|
| Ethanol | 1.365 | 26.047 |
| n-Propanol | 2.451 | 180.599 |

Scottsdale Police Department Crime Lab Volatiles Analysis

| | | | |
|--------------|------------------------------|-----------------|----------------------|
| Sample: | 4110320133/11 | Vial: | 9 |
| Description: | 0.199 | LIMS ID: | |
| Method: | ethanol quant.M | Sequence: | 30Jul24 |
| Instrument: | US14173023 CN14160045 | Injection date: | 7/30/2024 3:47:13 PM |
| Data file: | C:\Chem32\1\Data\30Jul24\9.D | Analyst: | Canonico <i>EC</i> |

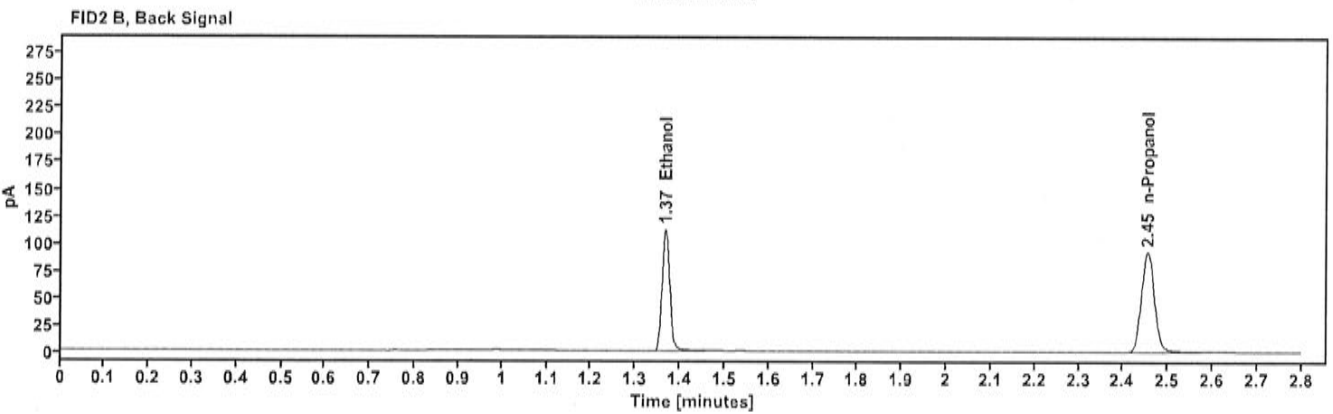
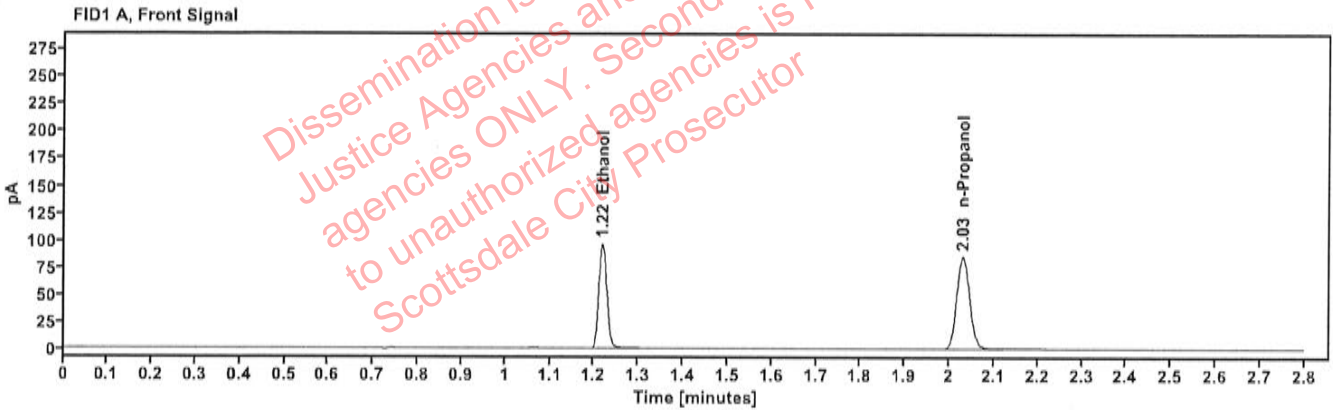


Table 1: FID 1 A (column DB-ALC1)

| Compound | Amount (g/100mL) | Time (min) | Peak Area |
|------------|------------------|------------|-----------|
| >Ethanol | 0.2013 | 1.218 | 122.726 |
| n-Propanol | ----- | 2.030 | 170.085 |

Table 2: FID 2 B (column DB-ALC2)

| Compound | Time (min) | Peak Area |
|------------|------------|-----------|
| Ethanol | 1.367 | 134.776 |
| n-Propanol | 2.454 | 184.501 |

Scottsdale Police Department Crime Lab Volatiles Analysis

| | | | |
|--------------|-------------------------------|-----------------|----------------------|
| Sample: | 25052023-A | Vial: | 20 |
| Description: | 0.100 | LIMS ID: | |
| Method: | ethanol quant.M | Sequence: | 30Jul24 |
| Instrument: | US14173023 CN14160045 | Injection date: | 7/30/2024 4:31:43 PM |
| Data file: | C:\Chem32\1\Data\30Jul24\20.D | Analyst: | Canonico <i>EC</i> |

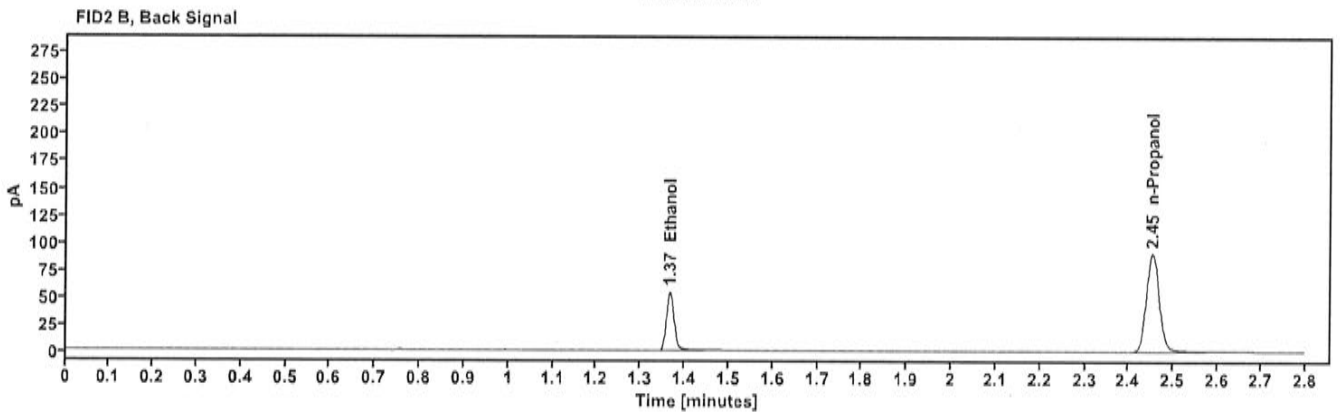
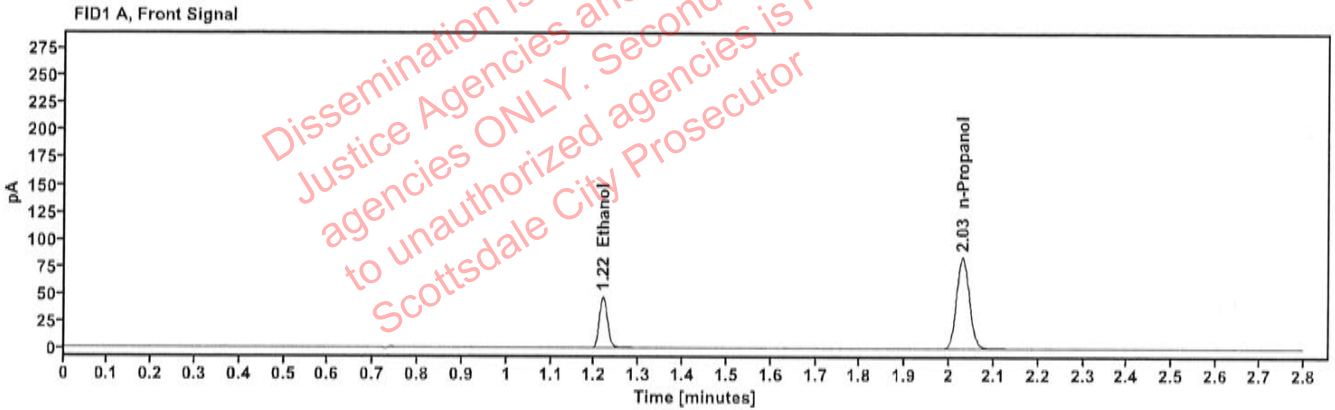


Table 1: FID 1 A (column DB-ALC1)

| Compound | Amount (g/100mL) | Time (min) | Peak Area |
|------------|------------------|------------|-----------|
| >Ethanol | 0.0997 | 1.218 | 60.064 |
| n-Propanol | ----- | 2.029 | 168.399 |

Table 2: FID 2 B (column DB-ALC2)

| Compound | Time (min) | Peak Area |
|------------|------------|-----------|
| Ethanol | 1.366 | 65.680 |
| n-Propanol | 2.453 | 182.081 |

Scottsdale Police Department Crime Lab Volatiles Analysis

| | | | |
|--------------|-------------------------------|-----------------|----------------------|
| Sample: | 4110320133/11 | Vial: | 31 |
| Description: | 0.199 | LIMS ID: | |
| Method: | ethanol quant.M | Sequence: | 30Jul24 |
| Instrument: | US14173023 CN14160045 | Injection date: | 7/30/2024 5:16:14 PM |
| Data file: | C:\Chem32\1\Data\30Jul24\31.D | Analyst: | Canonico <i>EC</i> |

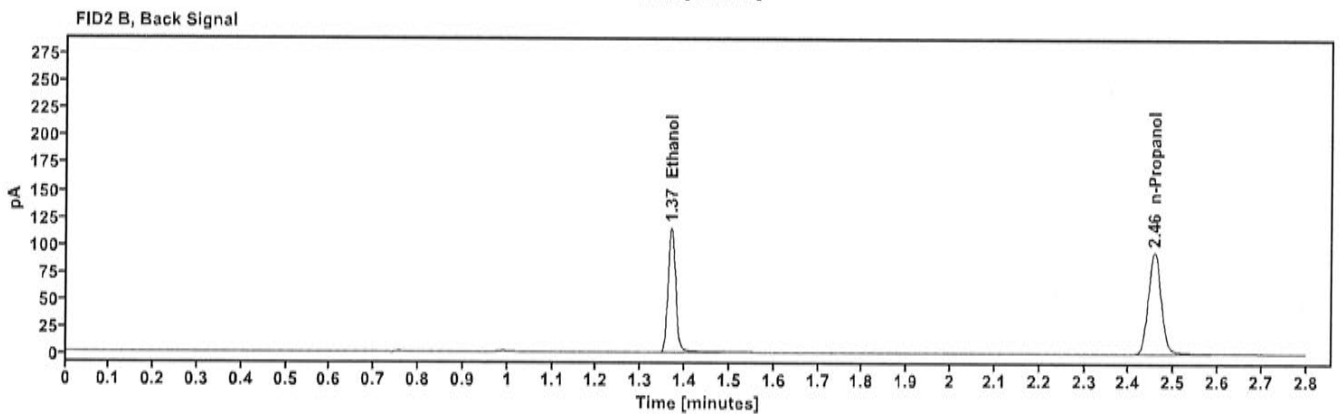
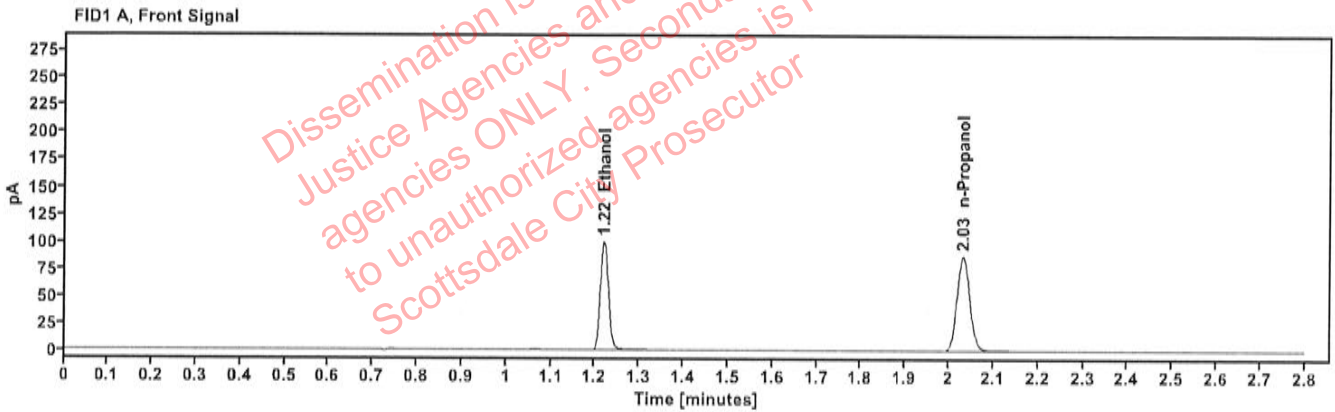


Table 1: FID 1 A (column DB-ALC1)

| Compound | Amount (g/100mL) | Time (min) | Peak Area |
|------------|------------------|------------|-----------|
| >Ethanol | 0.2035 | 1.219 | 127.213 |
| n-Propanol | ----- | 2.031 | 174.366 |

Table 2: FID 2 B (column DB-ALC2)

| Compound | Time (min) | Peak Area |
|------------|------------|-----------|
| Ethanol | 1.368 | 139.932 |
| n-Propanol | 2.456 | 188.663 |

Scottsdale Police Department Crime Lab Volatiles Analysis

| | |
|---|---|
| Sample: 25052023-A | Vial: 42 |
| Description: 0.100 | LIMS ID: |
| Method: ethanol quant.M | Sequence: 30Jul24 |
| Instrument: US14173023 CN14160045 | Injection date: 7/30/2024 6:00:28 PM |
| Data file: C:\Chem32\1\Data\30Jul24\42.D | Analyst: Canonico <i>EC</i> |

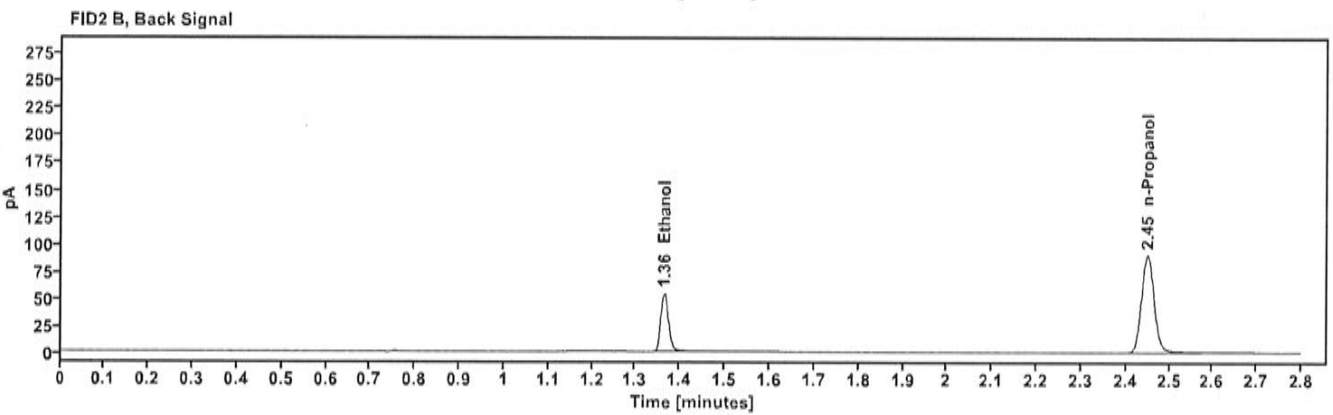
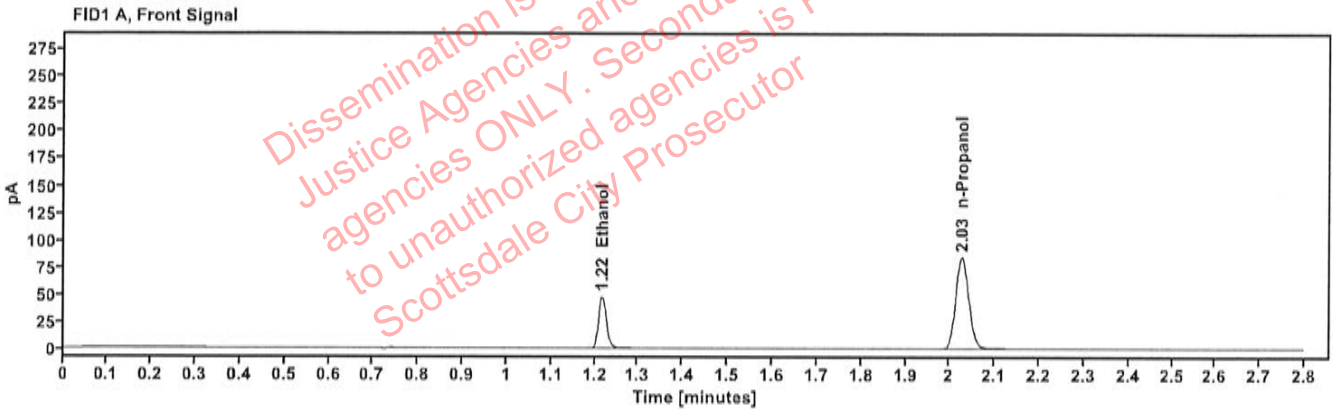


Table 1: FID 1 A (column DB-ALC1)

| Compound | Amount (g/100mL) | Time (min) | Peak Area |
|------------|------------------|------------|-----------|
| >Ethanol | 0.0999 | 1.217 | 60.054 |
| n-Propanol | ----- | 2.027 | 167.967 |

Table 2: FID 2 B (column DB-ALC2)

| Compound | Time (min) | Peak Area |
|------------|------------|-----------|
| Ethanol | 1.365 | 65.476 |
| n-Propanol | 2.450 | 181.550 |

Scottsdale Police Department Crime Lab Volatiles Analysis

| | |
|---|---|
| Sample: 12052023-B | Vial: 53 |
| Description: 0.400 | LIMS ID: |
| Method: ethanol quant.M | Sequence: 30Jul24 |
| Instrument: US14173023 CN14160045 | Injection date: 7/30/2024 6:44:58 PM |
| Data file: C:\Chem32\1\Data\30Jul24\53.D | Analyst: Canonico <i>ec</i> |

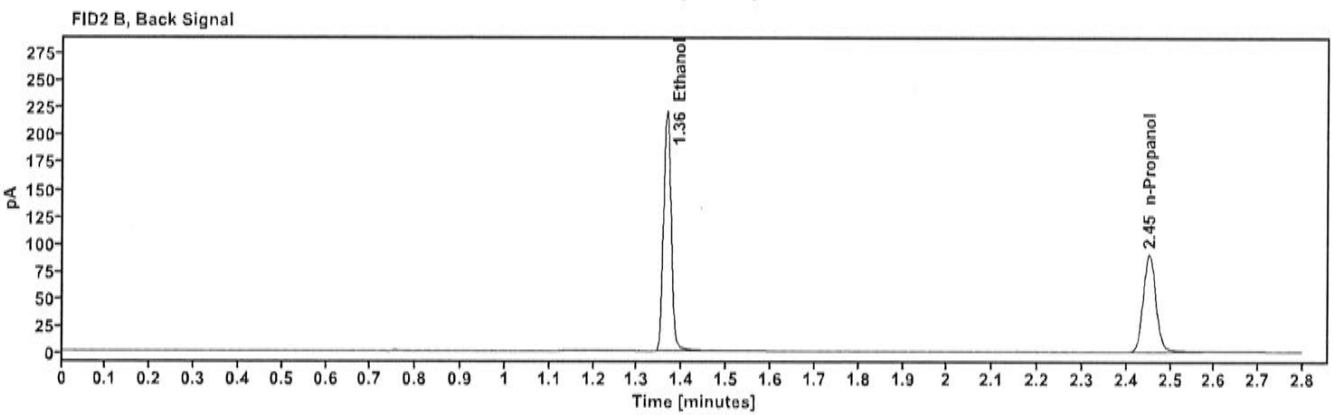
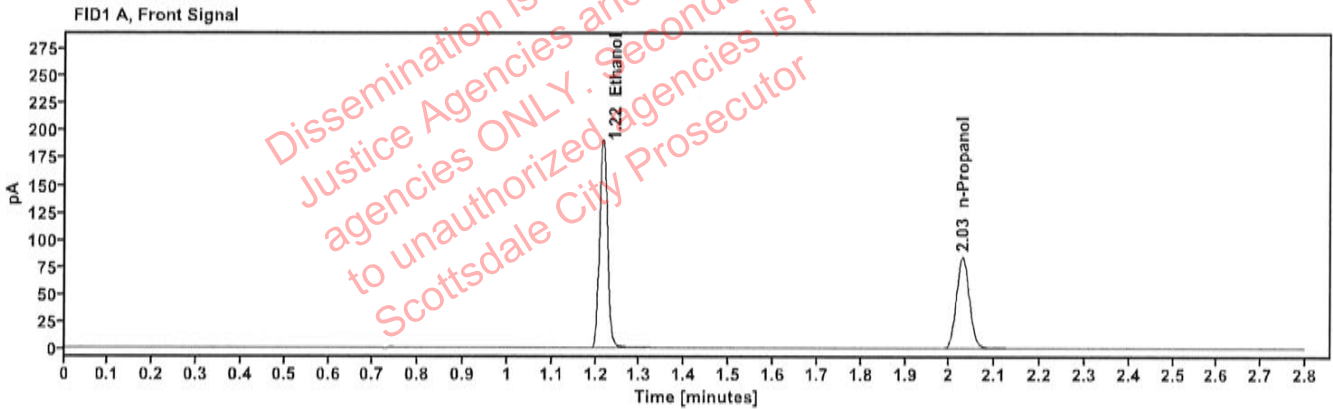


Table 1: FID 1 A (column DB-ALC1)

| Compound | Amount (g/100mL) | Time (min) | Peak Area |
|------------|------------------|------------|-----------|
| >Ethanol | 0.4037 | 1.216 | 242.734 |
| n-Propanol | ----- | 2.028 | 167.606 |

Table 2: FID 2 B (column DB-ALC2)

| Compound | Time (min) | Peak Area |
|------------|------------|-----------|
| Ethanol | 1.365 | 267.331 |
| n-Propanol | 2.452 | 180.916 |

Scottsdale Police Department Crime Lab Volatiles Analysis

| | |
|---|---|
| Sample: 14082019-B | Vial: 54 |
| Description: 0.040 | LIMS ID: |
| Method: ethanol quant.M | Sequence: 30Jul24 |
| Instrument: US14173023 CN14160045 | Injection date: 7/30/2024 6:48:59 PM |
| Data file: C:\Chem32\1\Data\30Jul24\54.D | Analyst: Canonico <i>ec</i> |

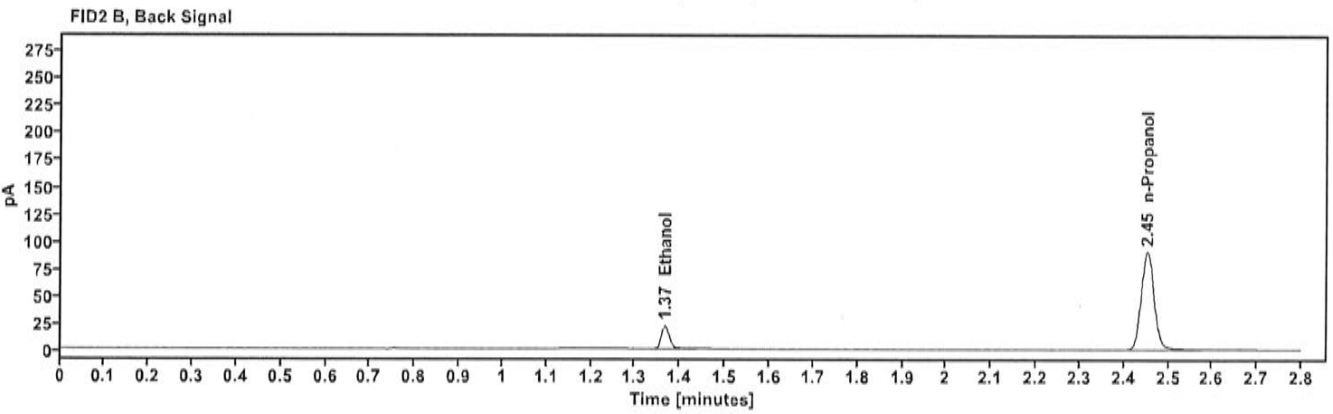
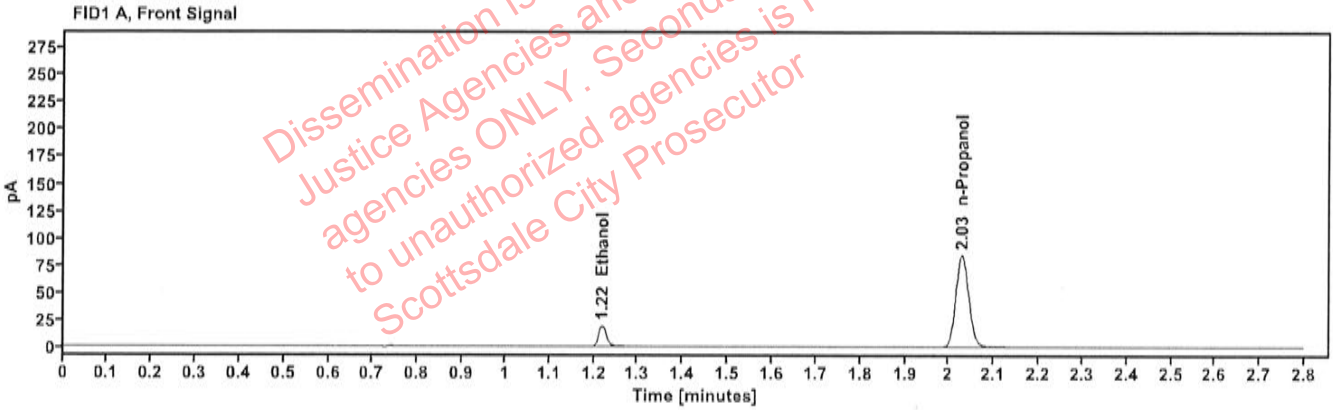


Table 1: FID 1 A (column DB-ALC1)

| Compound | Amount (g/100mL) | Time (min) | Peak Area |
|------------|------------------|------------|-----------|
| >Ethanol | 0.0403 | 1.219 | 24.240 |
| n-Propanol | ----- | 2.029 | 168.714 |

Table 2: FID 2 B (column DB-ALC2)

| Compound | Time (min) | Peak Area |
|------------|------------|-----------|
| Ethanol | 1.367 | 26.408 |
| n-Propanol | 2.453 | 182.484 |

Scottsdale Police Department Crime Lab Volatiles Analysis

| | |
|---|---|
| Sample: 4110320133/11 | Vial: 55 |
| Description: 0.199 | LIMS ID: |
| Method: ethanol quant.M | Sequence: 30Jul24 |
| Instrument: US14173023 CN14160045 | Injection date: 7/30/2024 6:53:13 PM |
| Data file: C:\Chem32\1\Data\30Jul24\55.D | Analyst: Canonico <i>ee</i> |

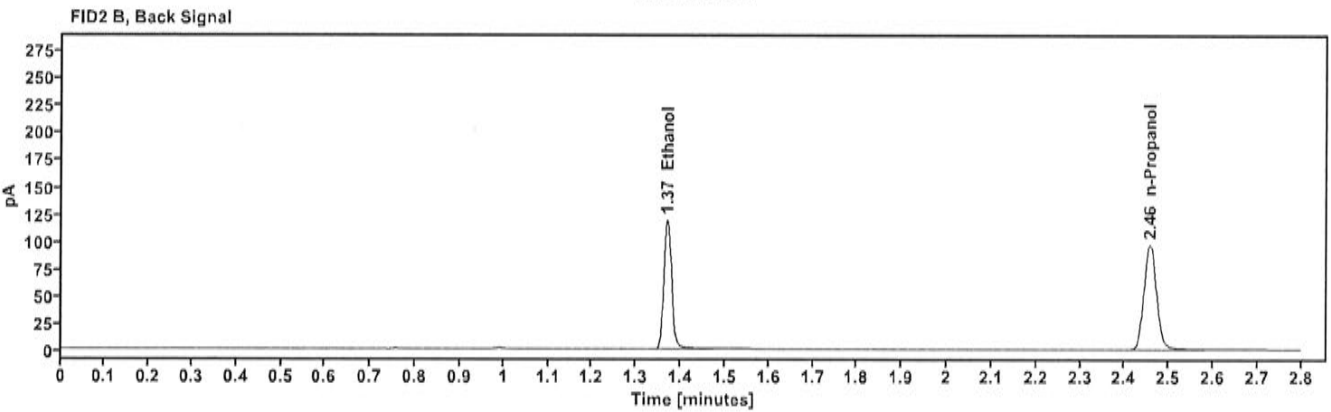
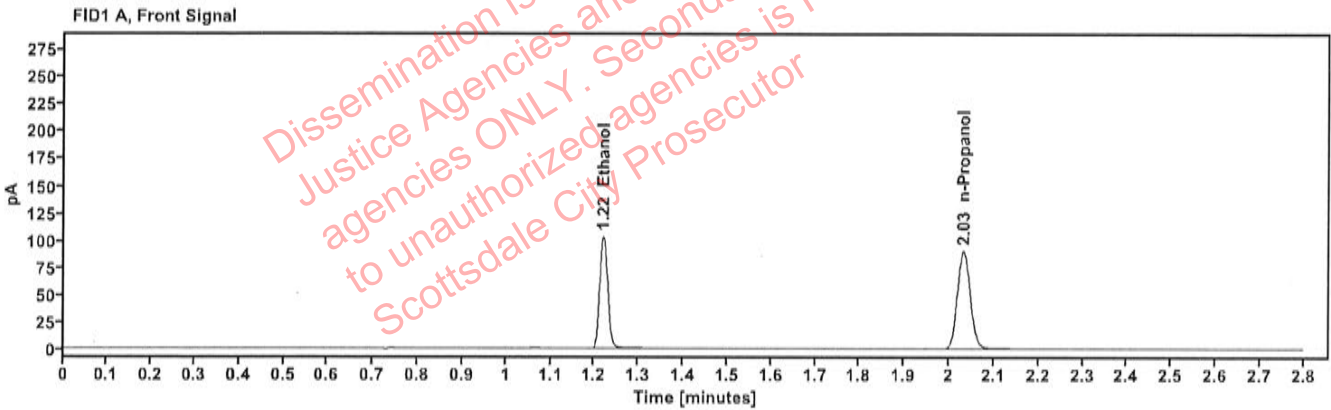


Table 1: FID 1 A (column DB-ALC1)

| Compound | Amount (g/100mL) | Time (min) | Peak Area |
|------------|------------------|------------|-----------|
| >Ethanol | 0.2048 | 1.219 | 132.185 |
| n-Propanol | ----- | 2.032 | 180.081 |

Table 2: FID 2 B (column DB-ALC2)

| Compound | Time (min) | Peak Area |
|------------|------------|-----------|
| Ethanol | 1.369 | 145.352 |
| n-Propanol | 2.456 | 194.564 |

Scottsdale Police Department Crime Lab Volatiles Analysis

| | | | |
|--------------|-------------------------------|-----------------|----------------------|
| Sample: | 060724AQ | Vial: | 56 |
| Description: | Negative | LIMS ID: | |
| Method: | ethanol quant.M | Sequence: | 30Jul24 |
| Instrument: | US14173023 CN14160045 | Injection date: | 7/30/2024 6:57:14 PM |
| Data file: | C:\Chem32\1\Data\30Jul24\56.D | Analyst: | Canonico <i>EC</i> |

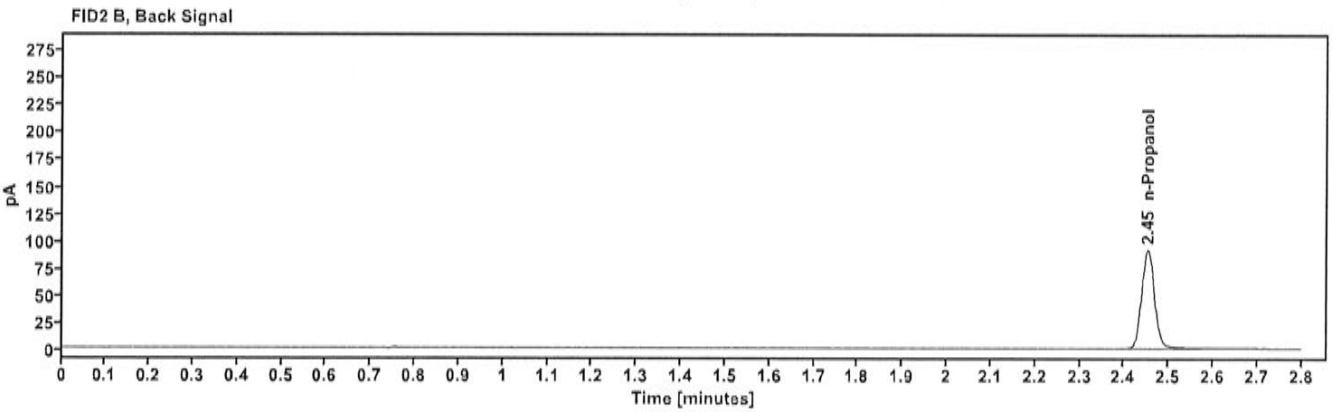
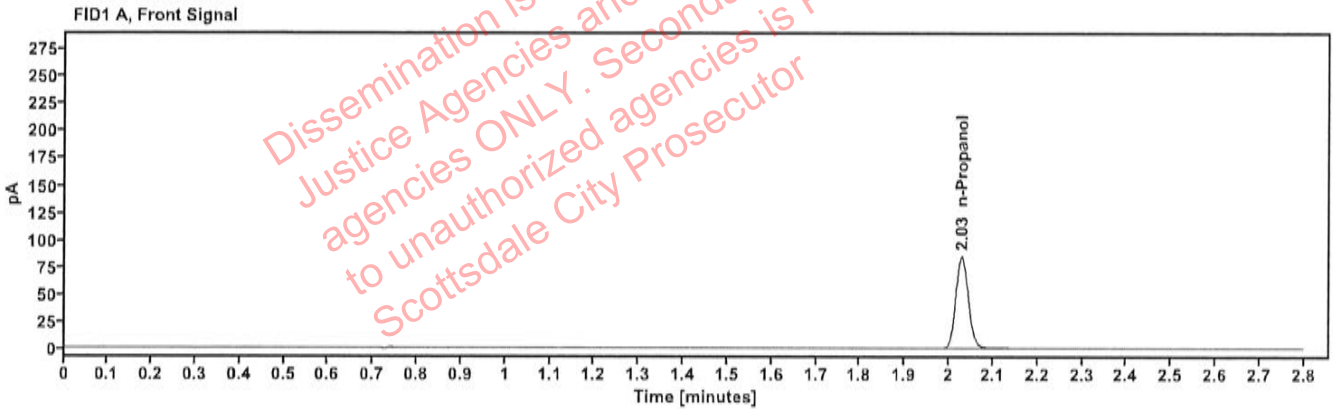


Table 1: FID 1 A (column DB-ALC1)

| Compound | Amount (g/100mL) | Time (min) | Peak Area |
|------------|------------------|------------|-----------|
| n-Propanol | ----- | 2.029 | 169.459 |

Table 2: FID 2 B (column DB-ALC2)

| Compound | Time (min) | Peak Area |
|------------|------------|-----------|
| n-Propanol | 2.453 | 183.212 |

Sequence Summary

Sequence name: 30Jul24 Instrument: US14173023 CN14160045 Analyst: Canonico *ec*

| Vial | Sample | Description | Type | LIMS ID | Method |
|------|---------------|------------------|-------------|---------|-----------------|
| 1 | FN03122113 | 0.020 calibrator | Calibration | | ethanol quant.M |
| 2 | FN03072301 | 0.100 calibrator | Calibration | | ethanol quant.M |
| 3 | FN03132302 | 0.200 calibrator | Calibration | | ethanol quant.M |
| 4 | FN03052102 | 0.400 calibrator | Calibration | | ethanol quant.M |
| 5 | 050624VWB | Negative | Control | | ethanol quant.M |
| 6 | 050721MIX | Volatiles mix | Control | | ethanol quant.M |
| 7 | 12052023-B | 0.400 | Control | | ethanol quant.M |
| 8 | 14082019-B | 0.040 | Control | | ethanol quant.M |
| 9 | 4110320133/11 | 0.199 | Control | | ethanol quant.M |
| 10 | 2413338-1 | | Sample | | ethanol quant.M |
| 11 | 2413338-1 | | Sample | | ethanol quant.M |
| 12 | 2414663-2 | | Sample | | ethanol quant.M |
| 13 | 2414663-2 | | Sample | | ethanol quant.M |
| 14 | 2414737-1 | | Sample | | ethanol quant.M |
| 15 | 2414737-1 | | Sample | | ethanol quant.M |
| 16 | 2414791-1 | | Sample | | ethanol quant.M |
| 17 | 2414791-1 | | Sample | | ethanol quant.M |
| 18 | 2402466-1 | | Sample | | ethanol quant.M |
| 19 | 2402466-1 | | Sample | | ethanol quant.M |
| 20 | 25052023-A | 0.100 | Control | | ethanol quant.M |
| 21 | 2414871-6 | | Sample | | ethanol quant.M |
| 22 | 2414871-6 | | Sample | | ethanol quant.M |
| 23 | 1040465 | | Sample | | ethanol quant.M |
| 24 | 1040465 | | Sample | | ethanol quant.M |
| 25 | 2414936-2 | | Sample | | ethanol quant.M |
| 26 | 2414936-2 | | Sample | | ethanol quant.M |
| 27 | 2414986-1 | | Sample | | ethanol quant.M |
| 28 | 2414986-1 | | Sample | | ethanol quant.M |
| 29 | 2414992-2 | | Sample | | ethanol quant.M |
| 30 | 2414992-2 | | Sample | | ethanol quant.M |
| 31 | 4110320133/11 | 0.199 | Control | | ethanol quant.M |
| 32 | 2415021-3 | | Sample | | ethanol quant.M |
| 33 | 2415021-3 | | Sample | | ethanol quant.M |
| 34 | 2415055-1 | | Sample | | ethanol quant.M |
| 35 | 2415055-1 | | Sample | | ethanol quant.M |
| 36 | 2400777-1 | | Sample | | ethanol quant.M |
| 37 | 2400777-1 | | Sample | | ethanol quant.M |
| 38 | 409-01M.A. | | Sample | | ethanol quant.M |
| 39 | 409-01M.A. | | Sample | | ethanol quant.M |
| 40 | 266-01R.F. | | Sample | | ethanol quant.M |
| 41 | 266-01R.F. | | Sample | | ethanol quant.M |
| 42 | 25052023-A | 0.100 | Control | | ethanol quant.M |
| 43 | 404-01K.J. | | Sample | | ethanol quant.M |
| 44 | 404-01K.J. | | Sample | | ethanol quant.M |
| 45 | 402-1S.P. | | Sample | | ethanol quant.M |
| 46 | 402-1S.P. | | Sample | | ethanol quant.M |
| 47 | 436-01J.B. | | Sample | | ethanol quant.M |

ec 7/31/24
ec 7/31/24

Dissemination is restricted to Criminal Justice Agencies and authorized NON-C.J. agencies ONLY. Secondary dissemination to unauthorized agencies is PROHIBITED. Scottsdale City Prosecutor

Sequence Summary

EE

| | | | | | |
|----|---------------|----------|---------|--|-----------------|
| 48 | 436-01J.B. | | Sample | | ethanol quant.M |
| 49 | 409-01D.B. | | Sample | | ethanol quant.M |
| 50 | 409-01D.B. | | Sample | | ethanol quant.M |
| 51 | 404-01R.M. | | Sample | | ethanol quant.M |
| 52 | 404-01R.M. | | Sample | | ethanol quant.M |
| 53 | 12052023-B | 0.400 | Control | | ethanol quant.M |
| 54 | 14082019-B | 0.040 | Control | | ethanol quant.M |
| 55 | 4110320133/11 | 0.199 | Control | | ethanol quant.M |
| 56 | 060724AQ | Negative | Control | | ethanol quant.M |

Dissemination is restricted to Criminal Justice Agencies and authorized agencies ONLY. Secondary dissemination to unauthorized agencies is PROHIBITED.
Scottsdale City Prosecutor

Scottsdale Police Department Crime Laboratory Summary of Cases

SEQUENCE NAME: 30Jul24

ANALYST: Canonico e2

| Vials | Test 1 (g/dL) | Test 2 (g/dL) | Mean (g/dL) | Percent Difference* | Absolute Difference (g/dL)* |
|-------|---------------|---------------|-------------|---------------------|-----------------------------|
| 10 11 | 0.0000 | 0.0000 | 0.00000 | 0.00 | 0.00000 |
| 12 13 | 0.1802 | 0.1846 | 0.18240 | 1.21 | 0.00220 |
| 14 15 | 0.1813 | 0.1863 | 0.18380 | 1.36 | 0.00250 |
| 16 17 | 0.0543 | 0.0538 | 0.05405 | 0.46 | 0.00025 |
| 18 19 | 0.2262 | 0.2266 | 0.22640 | 0.09 | 0.00020 |
| 21 22 | 0.1796 | 0.1804 | 0.18000 | 0.22 | 0.00040 |
| 23 24 | 0.0843 | 0.0851 | 0.08470 | 0.47 | 0.00040 |
| 25 26 | 0.1511 | 0.1528 | 0.15195 | 0.56 | 0.00085 |
| 27 28 | 0.3079 | 0.3064 | 0.30715 | 0.24 | 0.00075 |
| 29 30 | 0.2595 | 0.2604 | 0.25995 | 0.17 | 0.00045 |
| 32 33 | 0.1292 | 0.1293 | 0.12925 | 0.04 | 0.00005 |
| 34 35 | 0.2201 | 0.2211 | 0.22060 | 0.23 | 0.00050 |
| 36 37 | 0.0945 | 0.0944 | 0.09445 | 0.05 | 0.00005 |
| 38 39 | 0.1194 | 0.1173 | 0.11835 | 0.89 | 0.00105 |
| 40 41 | 0.1345 | 0.1336 | 0.13405 | 0.34 | 0.00045 |
| 43 44 | 0.2027 | 0.2015 | 0.20210 | 0.30 | 0.00060 |
| 45 46 | 0.1585 | 0.1557 | 0.15710 | 0.89 | 0.00140 |
| 47 48 | 0.0000 | 0.0000 | 0.00000 | 0.00 | 0.00000 |
| 49 50 | 0.1806 | 0.1818 | 0.18120 | 0.33 | 0.00060 |
| 51 52 | 0.2357 | 0.2354 | 0.23555 | 0.06 | 0.00015 |

*Calculated differences are differences from the mean of the two results.

Scottsdale Forensic Lab

Blood Alcohol Pipetting Log

ANALYST: Canonico

SEQUENCE: 30Jul24 *ec*

| Instrument Position | Headspace Vial 1 | Headspace Vial 2 | Blood Tube | Barcode Match |
|---------------------|------------------|------------------|------------|---------------|
| Vials 10 and 11 | 2413338-1 | 2413338-1 | 2413338-1 | Yes |
| Vials 12 and 13 | 2414663-2 | 2414663-2 | 2414663-2 | Yes |
| Vials 14 and 15 | 2414737-1 | 2414737-1 | 2414737-1 | Yes |
| Vials 16 and 17 | 2414791-1 | 2414791-1 | 2414791-1 | Yes |
| Vials 18 and 19 | 2402466-1 | 2402466-1 | 2402466-1 | Yes |
| Vials 21 and 22 | 2414871-6 | 2414871-6 | 2414871-6 | Yes |
| Vials 23 and 24 | 1040465 | 1040465 | 1040465 | Yes |
| Vials 25 and 26 | 2414936-2 | 2414936-2 | 2414936-2 | Yes |
| Vials 27 and 28 | 2414986-1 | 2414986-1 | 2414986-1 | Yes |
| Vials 29 and 30 | 2414992-2 | 2414992-2 | 2414992-2 | Yes |
| Vials 32 and 33 | 2415021-3 | 2415021-3 | 2415021-3 | Yes |
| Vials 34 and 35 | 2415055-1 | 2415055-1 | 2415055-1 | Yes |
| Vials 36 and 37 | 2400777-1 | 2400777-1 | 2400777-1 | Yes |
| Vials 38 and 39 | 409-01M.A. | 409-01M.A. | 409-01M.A. | Yes |
| Vials 40 and 41 | 266-01R.F. | 266-01R.F. | 266-01R.F. | Yes |
| Vials 43 and 44 | 404-01K.J. | 404-01K.J. | 404-01K.J. | Yes |
| Vials 45 and 46 | 402-1S.P. | 402-1S.P. | 402-1S.P. | Yes |
| Vials 47 and 48 | 436-01J.B. | 436-01J.B. | 436-01J.B. | Yes |
| Vials 49 and 50 | 409-01D.B. | 409-01D.B. | 409-01D.B. | Yes |
| Vials 51 and 52 | 404-01R.M. | 404-01R.M. | 404-01R.M. | Yes |
| | | | | |
| | | | | |
| | | | | |
| | | | | |
| | | | | |
| | | | | |
| | | | | |
| | | | | |
| | | | | |
| | | | | |
| | | | | |
| | | | | |
| | | | | |
| | | | | |
| | | | | |
| | | | | |
| | | | | |
| | | | | |
| | | | | |

Scottsdale Police Department Crime Lab Volatiles Analysis

| | | | |
|--------------|-------------------------------|-----------------|----------------------|
| Sample: | 2413338-1 | Vial: | 10 |
| Description: | [REDACTED] | LIMS ID: | [REDACTED] |
| Method: | ethanol quant.M | Sequence: | 30Jul24 |
| Instrument: | US14173023 CN14160045 | Injection date: | 7/30/2024 3:51:14 PM |
| Data file: | C:\Chem32\1\Data\30Jul24\10.D | Analyst: | Canonico |

Dissemination is restricted to Criminal Justice Agencies and authorized NCJIS agencies ONLY. Secondary dissemination to unauthorized agencies is PROHIBITED. Scottsdale City Prosecutor

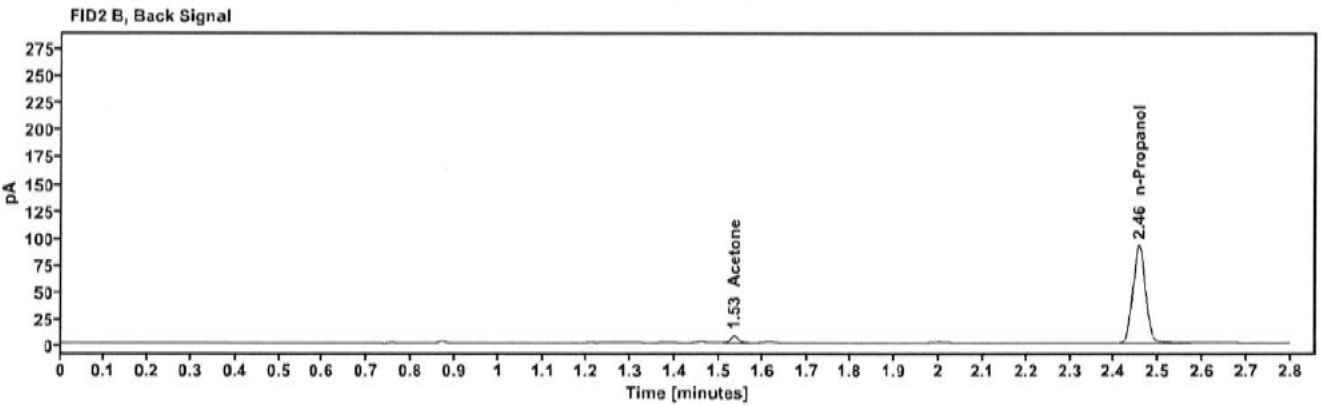
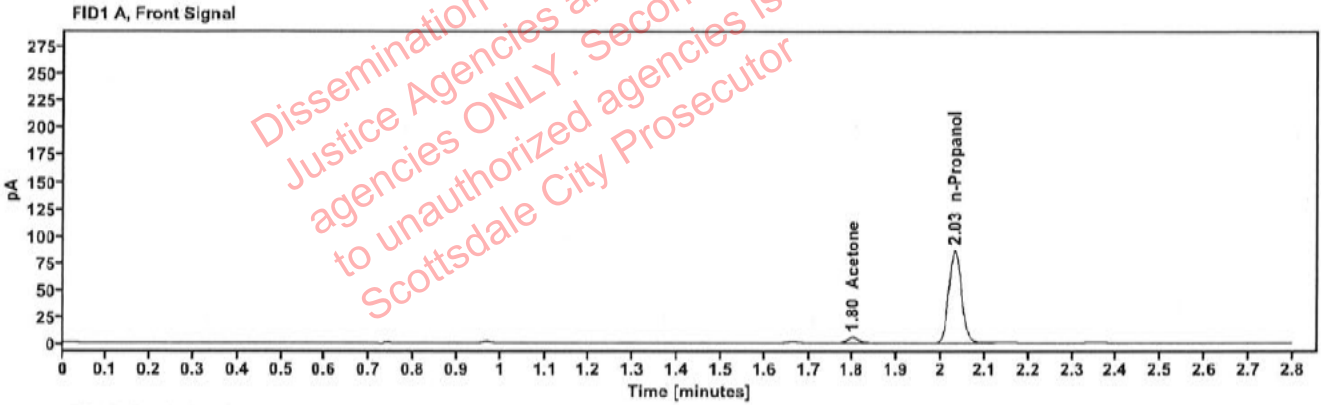


Table 1: FID 1 A (column DB-ALC1)

| Compound | Amount (g/100mL) | Time (min) | Peak Area |
|------------|------------------|------------|-----------|
| Acetone | ----- | 1.799 | 8.874 |
| n-Propanol | ----- | 2.031 | 171.036 |

Table 2: FID 2 B (column DB-ALC2)

| Compound | Time (min) | Peak Area |
|------------|------------|-----------|
| Acetone | 1.535 | 9.952 |
| n-Propanol | 2.455 | 185.705 |

Scottsdale Police Department Crime Lab Volatiles Analysis

| | | | |
|--------------|-------------------------------|-----------------|----------------------|
| Sample: | 2413338-1 | Vial: | 11 |
| Description: | [REDACTED] | LIMS ID: | [REDACTED] |
| Method: | ethanol quant.M | Sequence: | 30Jul24 |
| Instrument: | US14173023 CN14160045 | Injection date: | 7/30/2024 3:55:13 PM |
| Data file: | C:\Chem32\1\Data\30Jul24\11.D | Analyst: | Canonico |

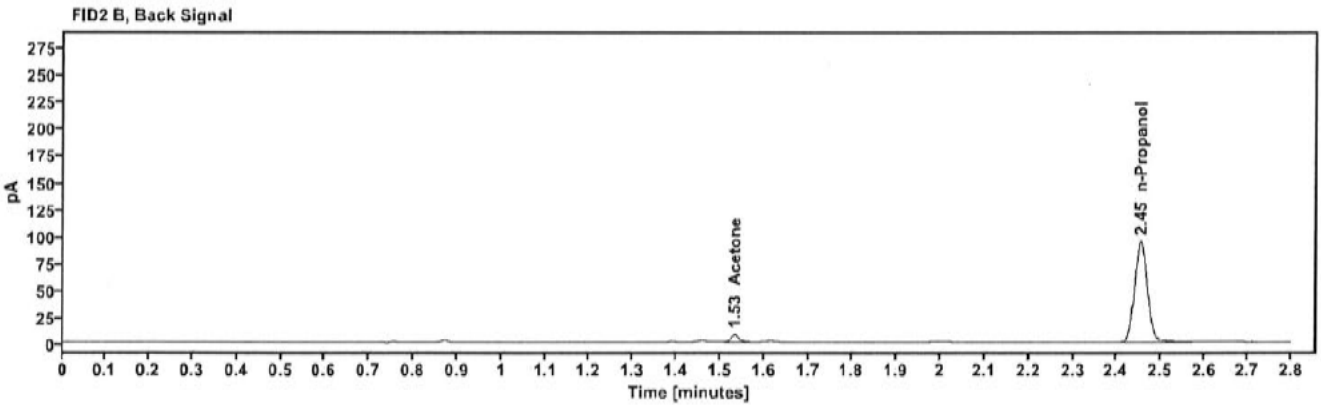
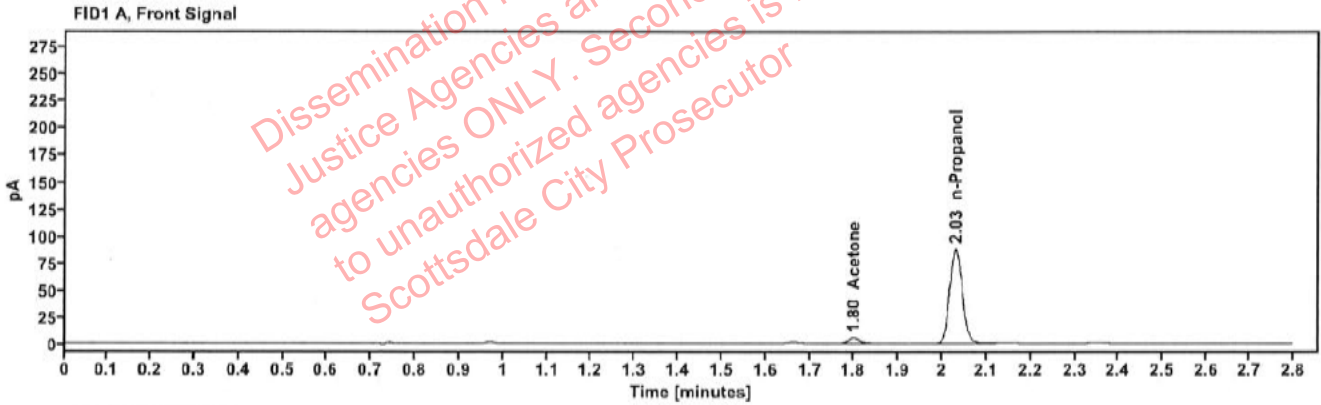


Table 1: FID 1 A (column DB-ALC1)

| Compound | Amount (g/100mL) | Time (min) | Peak Area |
|------------|------------------|------------|-----------|
| Acetone | ----- | 1.799 | 8.975 |
| n-Propanol | ----- | 2.030 | 174.466 |

Table 2: FID 2 B (column DB-ALC2)

| Compound | Time (min) | Peak Area |
|------------|------------|-----------|
| Acetone | 1.534 | 10.103 |
| n-Propanol | 2.454 | 189.445 |

Scottsdale Police Department Crime Lab Volatiles Analysis

| | | | |
|--------------|-------------------------------|-----------------|----------------------|
| Sample: | 2414663-2 | Vial: | 12 |
| Description: | [REDACTED] | LIMS ID: | [REDACTED] |
| Method: | ethanol quant.M | Sequence: | 30Jul24 |
| Instrument: | US14173023 CN14160045 | Injection date: | 7/30/2024 3:59:13 PM |
| Data file: | C:\Chem32\1\Data\30Jul24\12.D | Analyst: | Canonico |

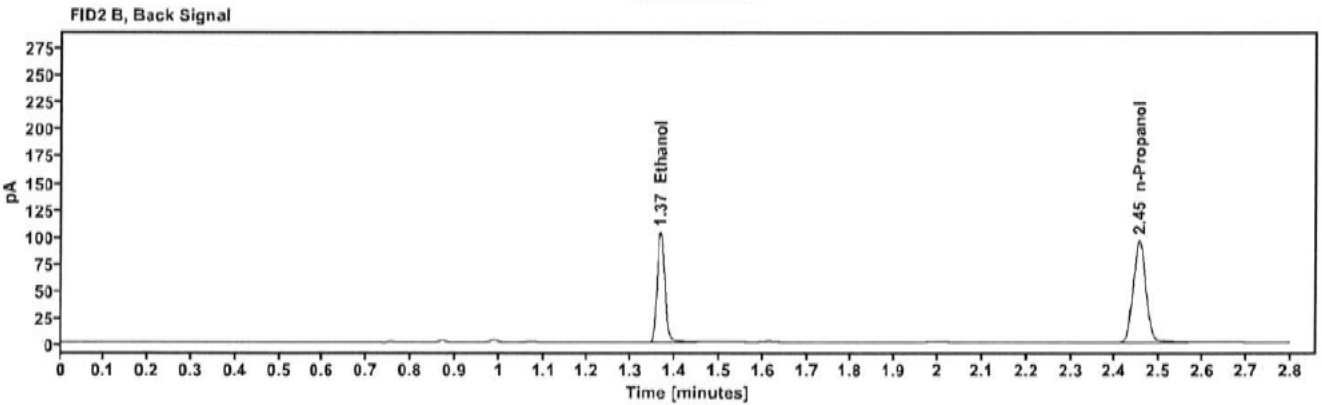
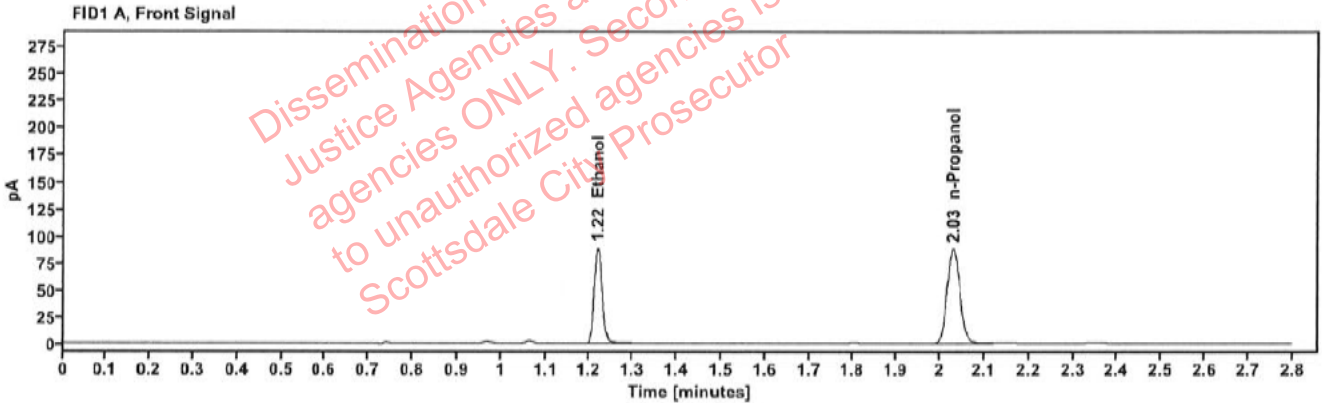


Table 1: FID 1 A (column DB-ALC1)

| Compound | Amount (g/100mL) | Time (min) | Peak Area |
|------------|------------------|------------|-----------|
| >Ethanol | 0.1802 | 1.218 | 114.051 |
| n-Propanol | ----- | 2.030 | 176.633 |

Table 2: FID 2 B (column DB-ALC2)

| Compound | Time (min) | Peak Area |
|------------|------------|-----------|
| Ethanol | 1.368 | 125.072 |
| n-Propanol | 2.454 | 191.180 |

Scottsdale Police Department Crime Lab Volatiles Analysis

| | | | |
|--------------|-------------------------------|-----------------|----------------------|
| Sample: | 2414663-2 | Vial: | 13 |
| Description: | [REDACTED] | LIMS ID: | [REDACTED] |
| Method: | ethanol quant.M | Sequence: | 30Jul24 |
| Instrument: | US14173023 CN14160045 | Injection date: | 7/30/2024 4:03:29 PM |
| Data file: | C:\Chem32\1\Data\30Jul24\13.D | Analyst: | Canonico |

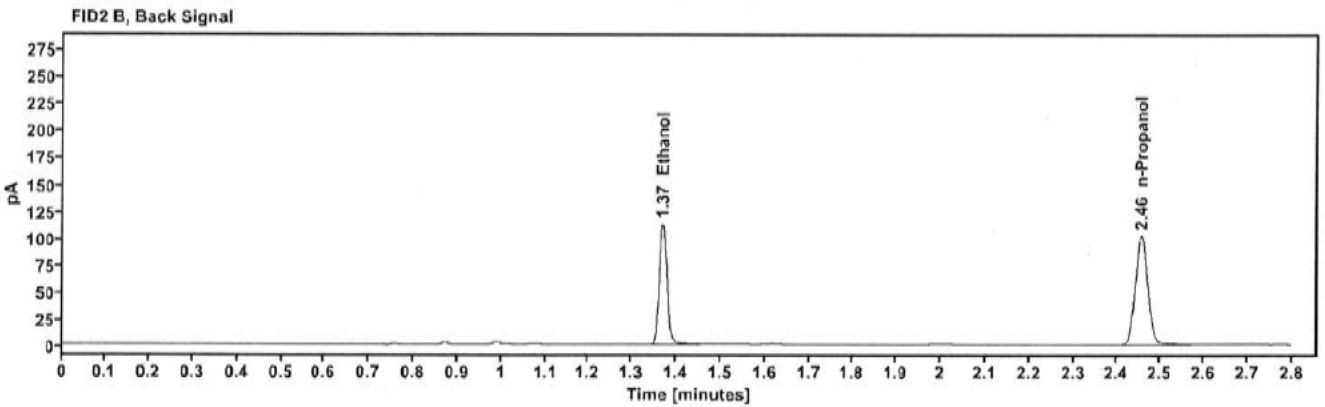
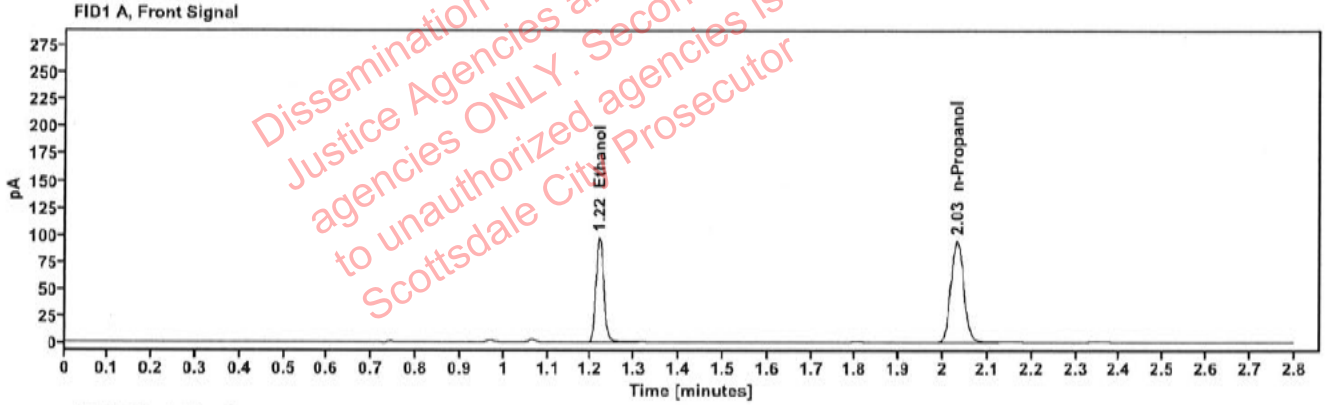


Table 1: FID 1 A (column DB-ALC1)

| Compound | Amount (g/100mL) | Time (min) | Peak Area |
|------------|------------------|------------|-----------|
| >Ethanol | 0.1846 | 1.219 | 124.914 |
| n-Propanol | ----- | 2.031 | 188.845 |

Table 2: FID 2 B (column DB-ALC2)

| Compound | Time (min) | Peak Area |
|------------|------------|-----------|
| Ethanol | 1.369 | 137.100 |
| n-Propanol | 2.456 | 204.421 |

Scottsdale Police Department Crime Lab Volatiles Analysis

| | | | |
|--------------|-------------------------------|-----------------|----------------------|
| Sample: | 2414737-1 | Vial: | 14 |
| Description: | [REDACTED] | LIMS ID: | [REDACTED] |
| Method: | ethanol quant.M | Sequence: | 30Jul24 |
| Instrument: | US14173023 CN14160045 | Injection date: | 7/30/2024 4:07:28 PM |
| Data file: | C:\Chem32\1\Data\30Jul24\14.D | Analyst: | Canonico |

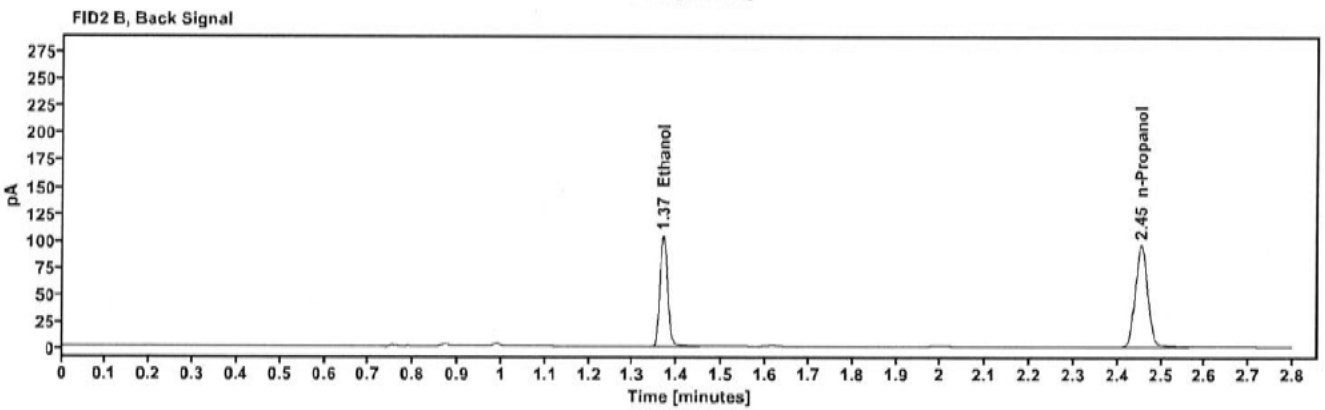
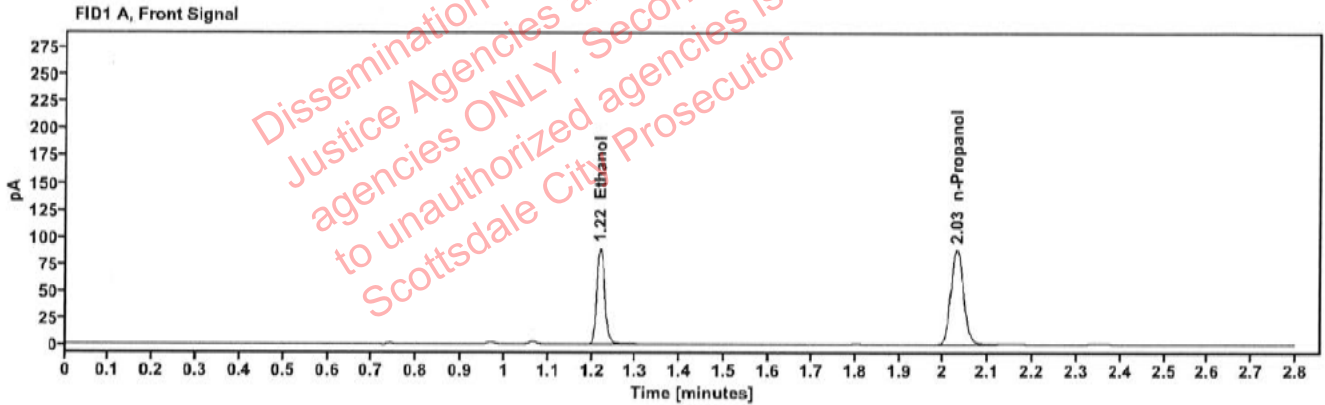


Table 1: FID 1 A (column DB-ALC1)

| Compound | Amount (g/100mL) | Time (min) | Peak Area |
|------------|------------------|------------|-----------|
| >Ethanol | 0.1813 | 1.219 | 114.611 |
| n-Propanol | ----- | 2.030 | 176.368 |

Table 2: FID 2 B (column DB-ALC2)

| Compound | Time (min) | Peak Area |
|------------|------------|-----------|
| Ethanol | 1.368 | 125.813 |
| n-Propanol | 2.454 | 190.751 |

Scottsdale Police Department Crime Lab Volatiles Analysis

| | | | |
|--------------|-------------------------------|-----------------|----------------------|
| Sample: | 2414737-1 | Vial: | 15 |
| Description: | [REDACTED] | LIMS ID: | [REDACTED] |
| Method: | ethanol quant.M | Sequence: | 30Jul24 |
| Instrument: | US14173023 CN14160045 | Injection date: | 7/30/2024 4:11:29 PM |
| Data file: | C:\Chem32\1\Data\30Jul24\15.D | Analyst: | Canonico |

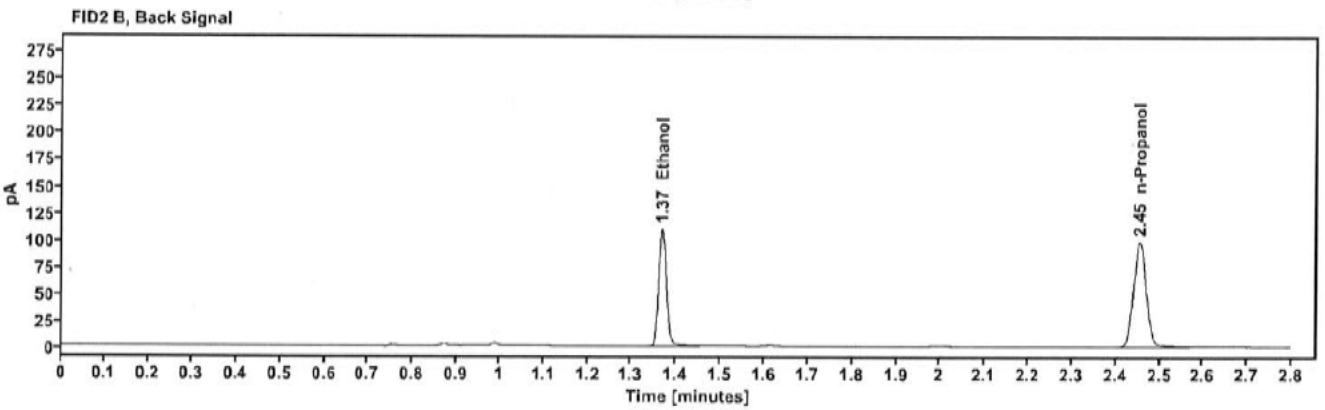
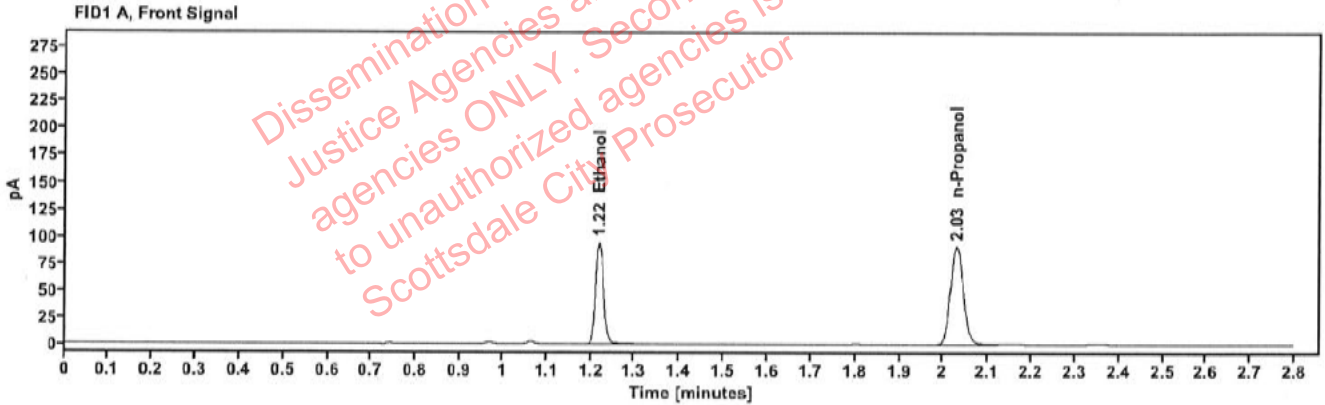


Table 1: FID 1 A (column DB-ALC1)

| Compound | Amount (g/100mL) | Time (min) | Peak Area |
|------------|------------------|------------|-----------|
| >Ethanol | 0.1863 | 1.219 | 121.409 |
| n-Propanol | ----- | 2.030 | 181.880 |

Table 2: FID 2 B (column DB-ALC2)

| Compound | Time (min) | Peak Area |
|------------|------------|-----------|
| Ethanol | 1.368 | 133.340 |
| n-Propanol | 2.455 | 196.935 |

[REDACTED]: Canonico, Erika - (31-Jul-2024)

Case: [REDACTED] User: ecanonico 7/31/2024

Scottsdale Police Department Crime Lab Volatiles Analysis

| | | | |
|--------------|-------------------------------|-----------------|----------------------|
| Sample: | 2414791-1 | Vial: | 16 |
| Description: | [REDACTED] | LIMS ID: | [REDACTED] |
| Method: | ethanol quant.M | Sequence: | 30Jul24 |
| Instrument: | US14173023 CN14160045 | Injection date: | 7/30/2024 4:15:28 PM |
| Data file: | C:\Chem32\1\Data\30Jul24\16.D | Analyst: | Canonico |

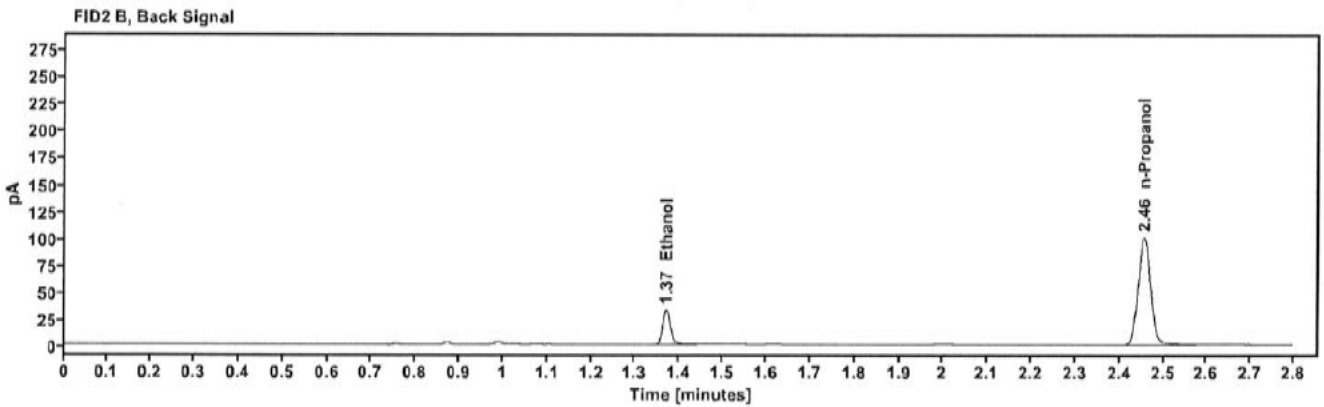
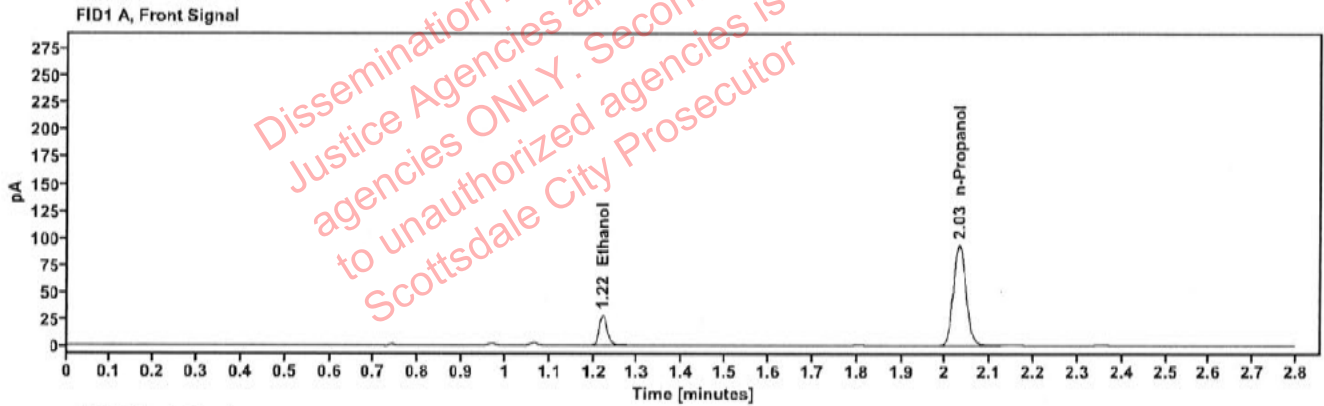


Table 1: FID 1 A (column DB-ALC1)

| Compound | Amount (g/100mL) | Time (min) | Peak Area |
|------------|------------------|------------|-----------|
| >Ethanol | 0.0543 | 1.221 | 36.181 |
| n-Propanol | ----- | 2.031 | 186.480 |

Table 2: FID 2 B (column DB-ALC2)

| Compound | Time (min) | Peak Area |
|------------|------------|-----------|
| Ethanol | 1.370 | 39.953 |
| n-Propanol | 2.456 | 202.057 |

Scottsdale Police Department Crime Lab Volatiles Analysis

| | | | |
|--------------|-------------------------------|-----------------|----------------------|
| Sample: | 2414791-1 | Vial: | 17 |
| Description: | [REDACTED] | LIMS ID: | [REDACTED] |
| Method: | ethanol quant.M | Sequence: | 30Jul24 |
| Instrument: | US14173023 CN14160045 | Injection date: | 7/30/2024 4:19:28 PM |
| Data file: | C:\Chem32\1\Data\30Jul24\17.D | Analyst: | Canonico |

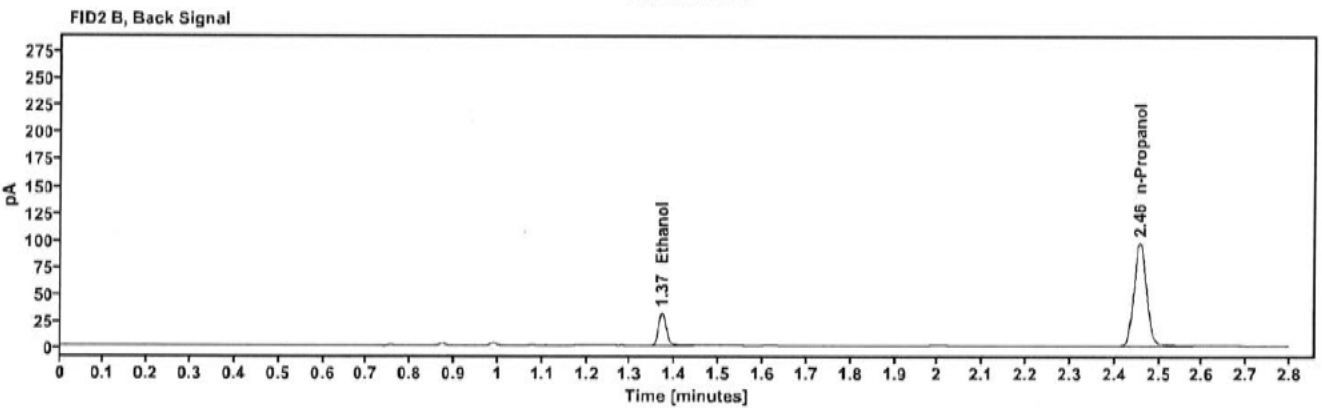
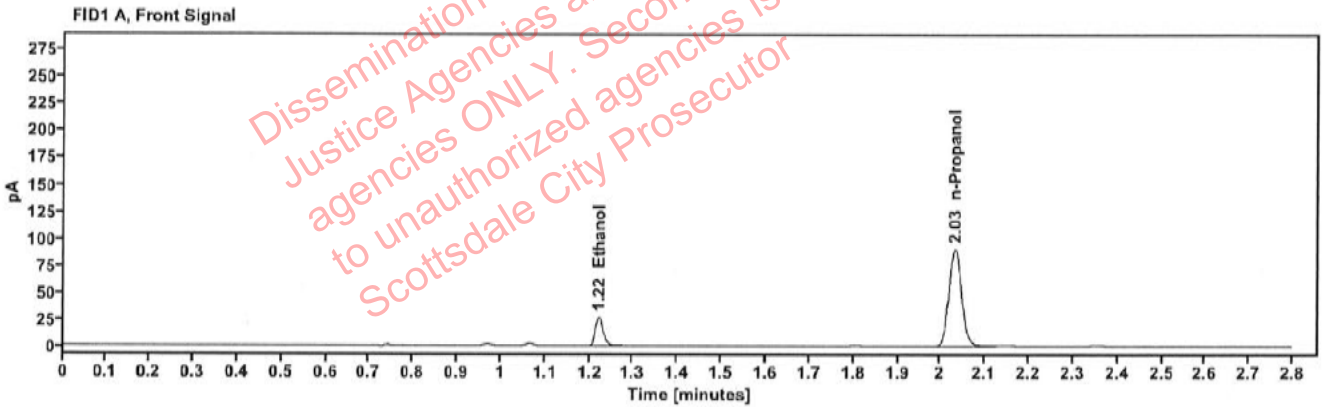


Table 1: FID 1 A (column DB-ALC1)

| Compound | Amount (g/100mL) | Time (min) | Peak Area |
|------------|------------------|------------|-----------|
| >Ethanol | 0.0538 | 1.221 | 34.731 |
| n-Propanol | ----- | 2.032 | 180.819 |

Table 2: FID 2 B (column DB-ALC2)

| Compound | Time (min) | Peak Area |
|------------|------------|-----------|
| Ethanol | 1.371 | 38.314 |
| n-Propanol | 2.457 | 195.889 |

Scottsdale Police Department Crime Lab Volatiles Analysis

| | | | |
|--------------|-------------------------------|-----------------|----------------------|
| Sample: | 2402466-1 | Vial: | 18 |
| Description: | [REDACTED] | LIMS ID: | [REDACTED] |
| Method: | ethanol quant.M | Sequence: | 30Jul24 |
| Instrument: | US14173023 CN14160045 | Injection date: | 7/30/2024 4:23:28 PM |
| Data file: | C:\Chem32\1\Data\30Jul24\18.D | Analyst: | Canonico |

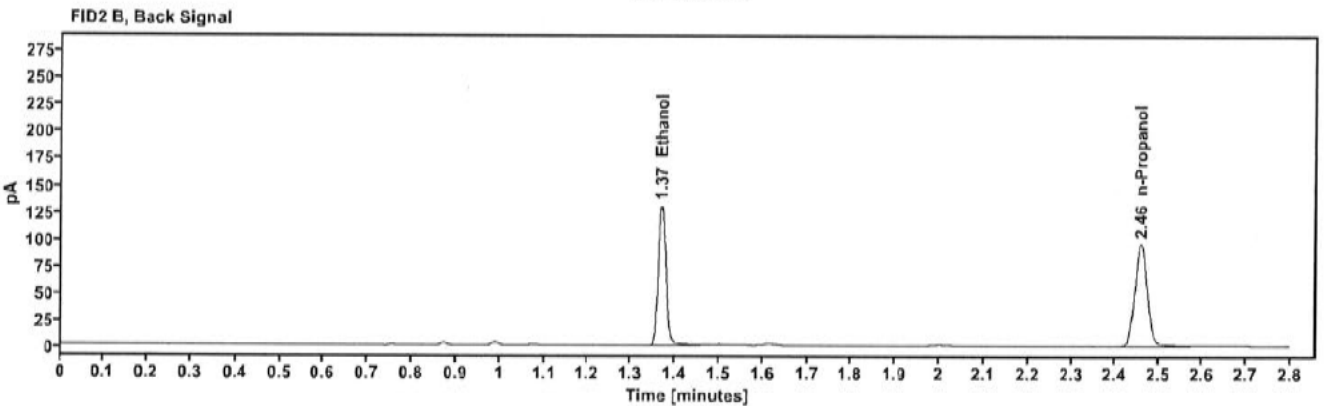
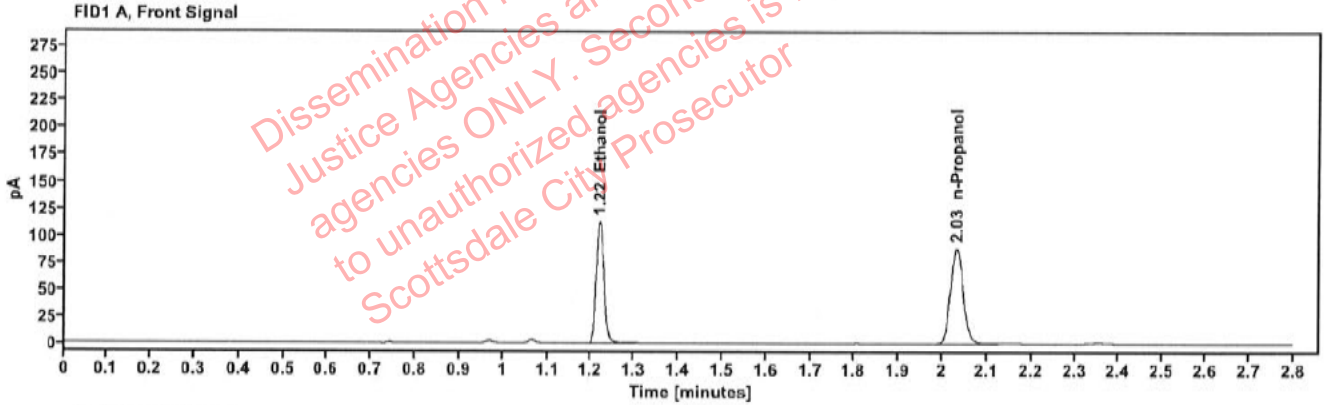


Table 1: FID 1 A (column DB-ALC1)

| Compound | Amount (g/100mL) | Time (min) | Peak Area |
|------------|------------------|------------|-----------|
| >Ethanol | 0.2262 | 1.220 | 144.529 |
| n-Propanol | ----- | 2.032 | 178.231 |

Table 2: FID 2 B (column DB-ALC2)

| Compound | Time (min) | Peak Area |
|------------|------------|-----------|
| Ethanol | 1.369 | 158.821 |
| n-Propanol | 2.457 | 191.766 |

Scottsdale Police Department Crime Lab Volatiles Analysis

| | | | |
|--------------|-------------------------------|-----------------|----------------------|
| Sample: | 2402466-1 | Vial: | 19 |
| Description: | [REDACTED] | LIMS ID: | [REDACTED] |
| Method: | ethanol quant.M | Sequence: | 30Jul24 |
| Instrument: | US14173023 CN14160045 | Injection date: | 7/30/2024 4:27:43 PM |
| Data file: | C:\Chem32\1\Data\30Jul24\19.D | Analyst: | Canonico |

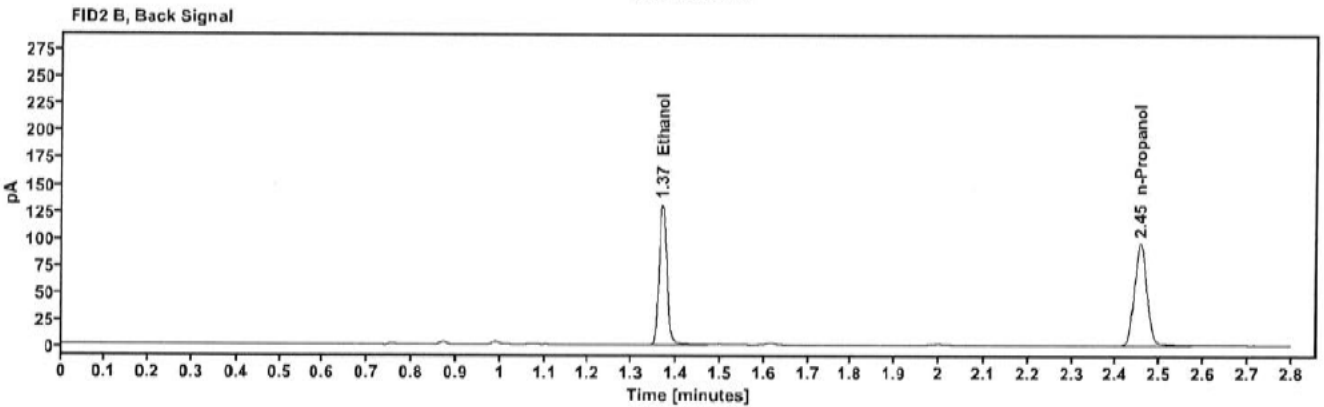
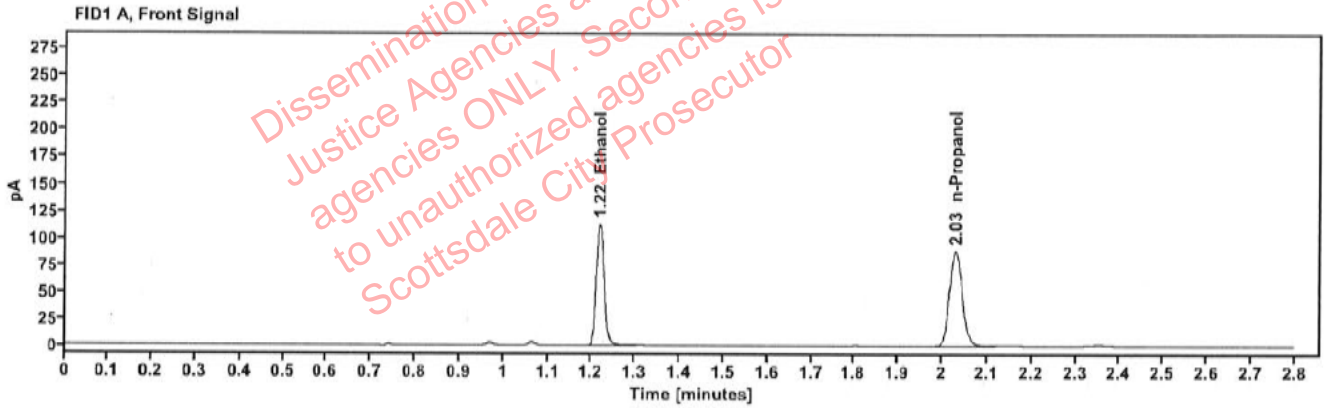


Table 1: FID 1 A (column DB-ALC1)

| Compound | Amount (g/100mL) | Time (min) | Peak Area |
|------------|------------------|------------|-----------|
| >Ethanol | 0.2266 | 1.219 | 144.849 |
| n-Propanol | ----- | 2.030 | 178.287 |

Table 2: FID 2 B (column DB-ALC2)

| Compound | Time (min) | Peak Area |
|------------|------------|-----------|
| Ethanol | 1.368 | 160.411 |
| n-Propanol | 2.455 | 192.012 |

Scottsdale Police Department Crime Lab Volatiles Analysis

| | | | |
|--------------|-------------------------------|-----------------|----------------------|
| Sample: | 2414871-6 | Vial: | 21 |
| Description: | [REDACTED] | LIMS ID: | [REDACTED] |
| Method: | ethanol quant.M | Sequence: | 30Jul24 |
| Instrument: | US14173023 CN14160045 | Injection date: | 7/30/2024 4:35:44 PM |
| Data file: | C:\Chem32\1\Data\30Jul24\21.D | Analyst: | Canonico |

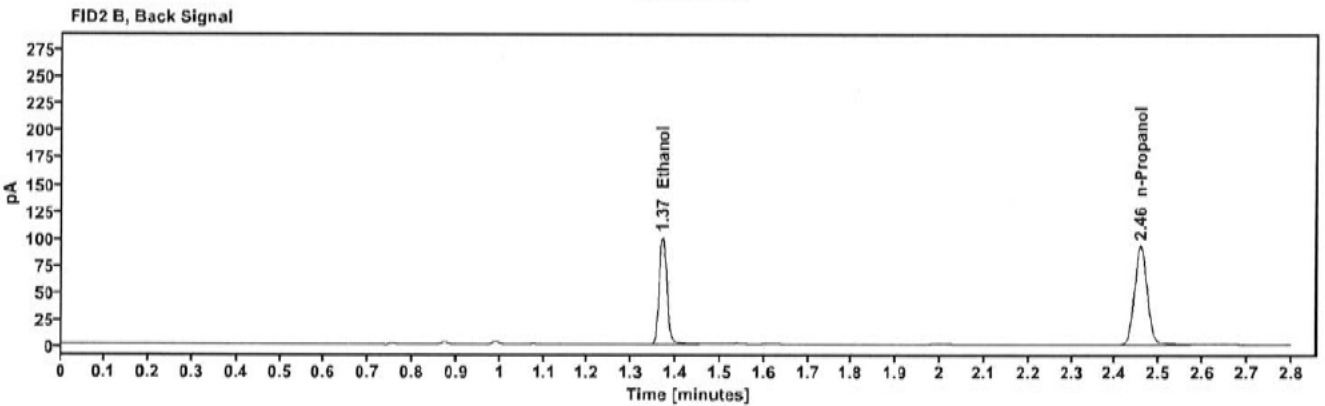
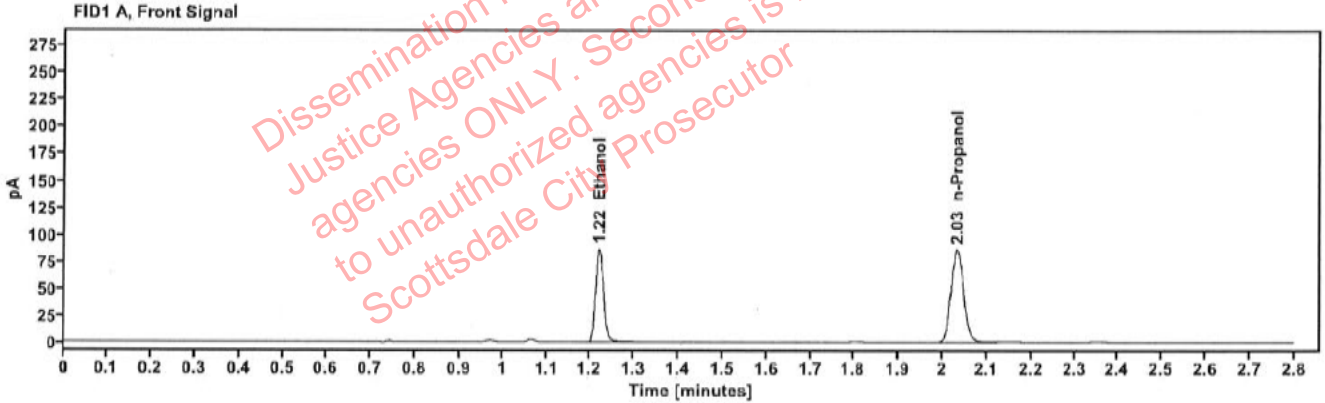


Table 1: FID 1 A (column DB-ALC1)

| Compound | Amount (g/100mL) | Time (min) | Peak Area |
|------------|------------------|------------|-----------|
| >Ethanol | 0.1796 | 1.220 | 110.536 |
| n-Propanol | ----- | 2.033 | 171.740 |

Table 2: FID 2 B (column DB-ALC2)

| Compound | Time (min) | Peak Area |
|------------|------------|-----------|
| Ethanol | 1.370 | 121.126 |
| n-Propanol | 2.458 | 185.719 |

Scottsdale Police Department Crime Lab Volatiles Analysis

| | | | |
|--------------|-------------------------------|-----------------|----------------------|
| Sample: | 2414871-6 | Vial: | 22 |
| Description: | [REDACTED] | LIMS ID: | [REDACTED] |
| Method: | ethanol quant.M | Sequence: | 30Jul24 |
| Instrument: | US14173023 CN14160045 | Injection date: | 7/30/2024 4:39:44 PM |
| Data file: | C:\Chem32\1\Data\30Jul24\22.D | Analyst: | Canonico |

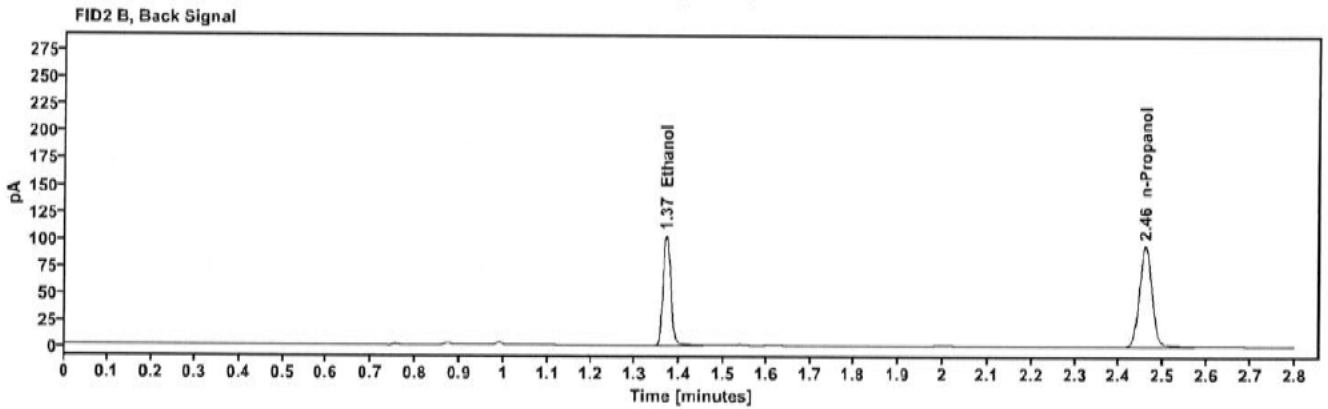
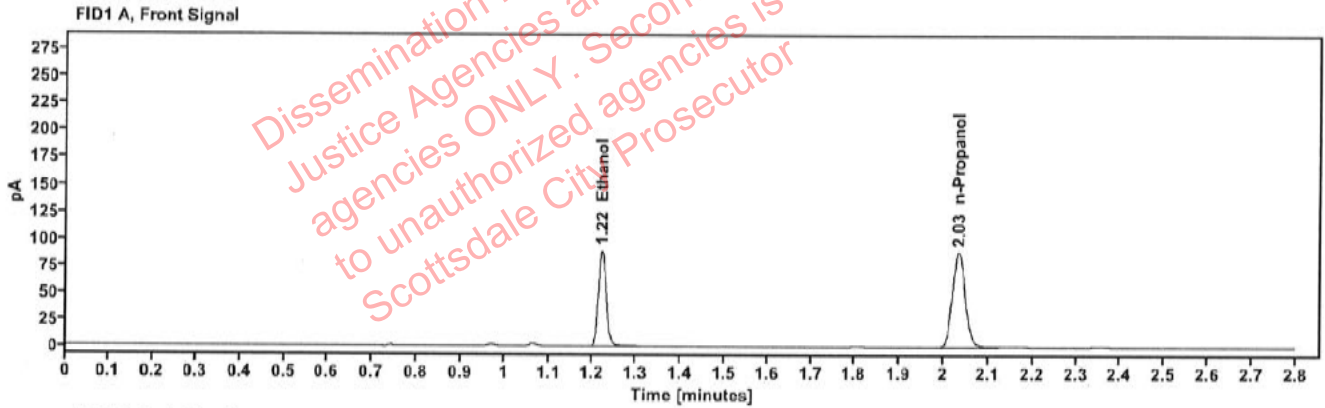


Table 1: FID 1 A (column DB-ALC1)

| Compound | Amount (g/100mL) | Time (min) | Peak Area |
|------------|------------------|------------|-----------|
| >Ethanol | 0.1804 | 1.220 | 113.794 |
| n-Propanol | ----- | 2.033 | 176.030 |

Table 2: FID 2 B (column DB-ALC2)

| Compound | Time (min) | Peak Area |
|------------|------------|-----------|
| Ethanol | 1.370 | 124.842 |
| n-Propanol | 2.458 | 190.311 |

Scottsdale Police Department Crime Lab Volatiles Analysis

| | | | |
|--------------|-------------------------------|-----------------|----------------------|
| Sample: | 1040465 | Vial: | 23 |
| Description: | [REDACTED] | LIMS ID: | [REDACTED] |
| Method: | ethanol quant.M | Sequence: | 30Jul24 |
| Instrument: | US14173023 CN14160045 | Injection date: | 7/30/2024 4:43:43 PM |
| Data file: | C:\Chem32\1\Data\30Jul24\23.D | Analyst: | Canonico |

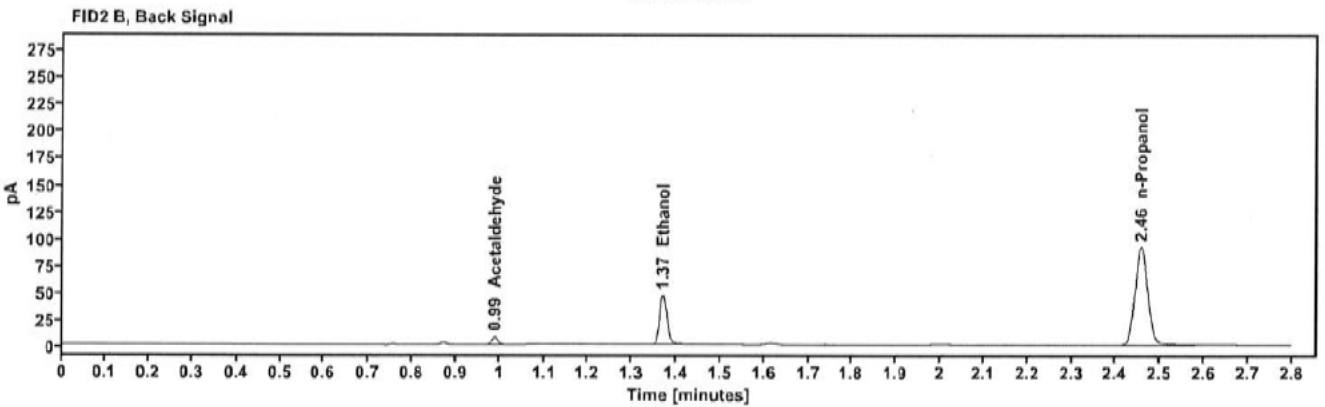
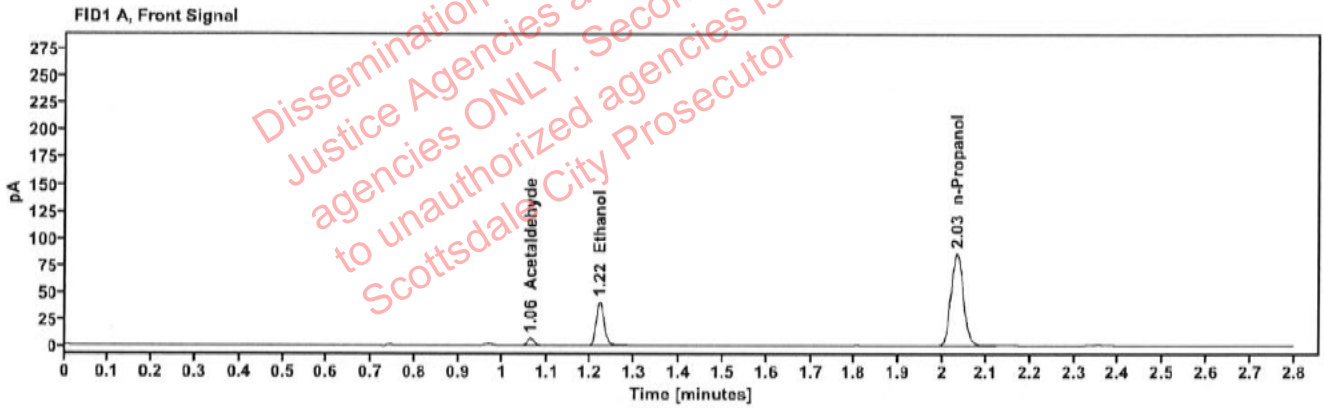


Table 1: FID 1 A (column DB-ALC1)

| Compound | Amount (g/100mL) | Time (min) | Peak Area |
|--------------|------------------|------------|-----------|
| Acetaldehyde | ----- | 1.064 | 6.581 |
| >Ethanol | 0.0843 | 1.220 | 51.400 |
| n-Propanol | ----- | 2.032 | 170.535 |

Table 2: FID 2 B (column DB-ALC2)

| Compound | Time (min) | Peak Area |
|--------------|------------|-----------|
| Acetaldehyde | 0.989 | 7.375 |
| Ethanol | 1.369 | 56.166 |
| n-Propanol | 2.457 | 184.821 |

Scottsdale Police Department Crime Lab Volatiles Analysis

| | | | |
|--------------|-------------------------------|-----------------|----------------------|
| Sample: | 1040465 | Vial: | 24 |
| Description: | [REDACTED] | LIMS ID: | [REDACTED] |
| Method: | ethanol quant.M | Sequence: | 30Jul24 |
| Instrument: | US14173023 CN14160045 | Injection date: | 7/30/2024 4:47:43 PM |
| Data file: | C:\Chem32\1\Data\30Jul24\24.D | Analyst: | Canonico |

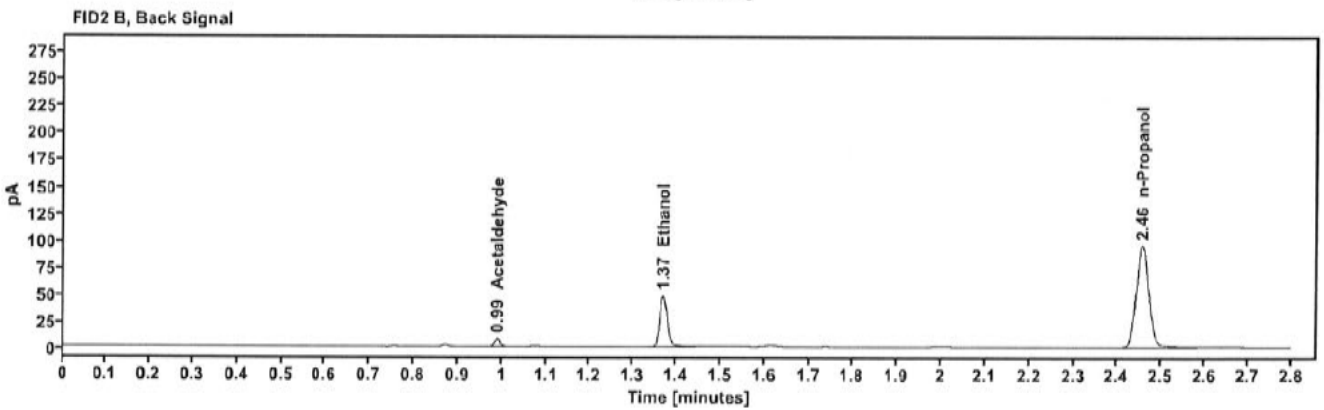
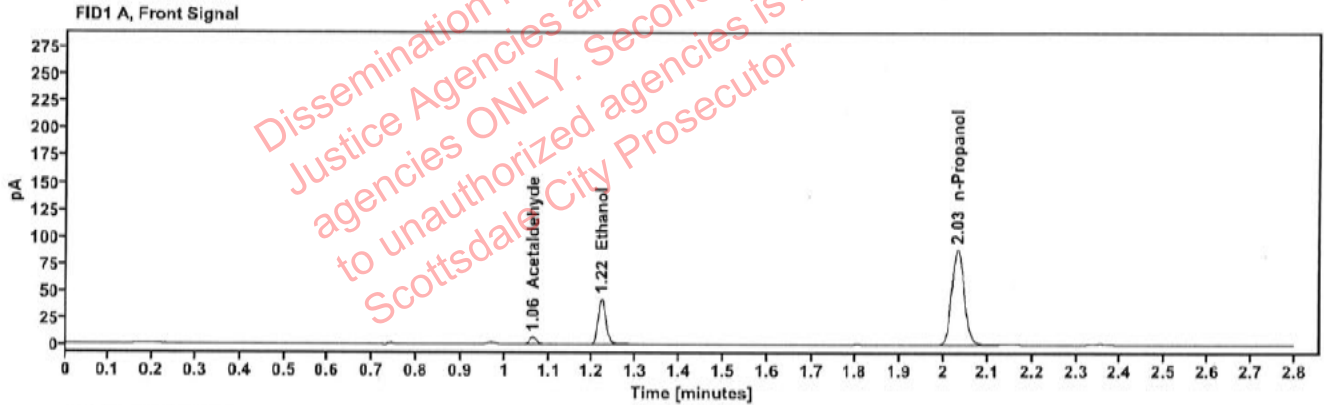


Table 1: FID 1 A (column DB-ALC1)

| Compound | Amount (g/100mL) | Time (min) | Peak Area |
|--------------|------------------|------------|-----------|
| Acetaldehyde | ----- | 1.064 | 6.657 |
| >Ethanol | 0.0851 | 1.220 | 53.802 |
| n-Propanol | ----- | 2.031 | 176.678 |

Table 2: FID 2 B (column DB-ALC2)

| Compound | Time (min) | Peak Area |
|--------------|------------|-----------|
| Acetaldehyde | 0.989 | 7.497 |
| Ethanol | 1.370 | 58.591 |
| n-Propanol | 2.456 | 191.504 |

Scottsdale Police Department Crime Lab Volatiles Analysis

| | | | |
|--------------|-------------------------------|-----------------|----------------------|
| Sample: | 2414936-2 | Vial: | 25 |
| Description: | [REDACTED] | LIMS ID: | [REDACTED] |
| Method: | ethanol quant.M | Sequence: | 30Jul24 |
| Instrument: | US14173023 CN14160045 | Injection date: | 7/30/2024 4:51:58 PM |
| Data file: | C:\Chem32\1\Data\30Jul24\25.D | Analyst: | Canonico |

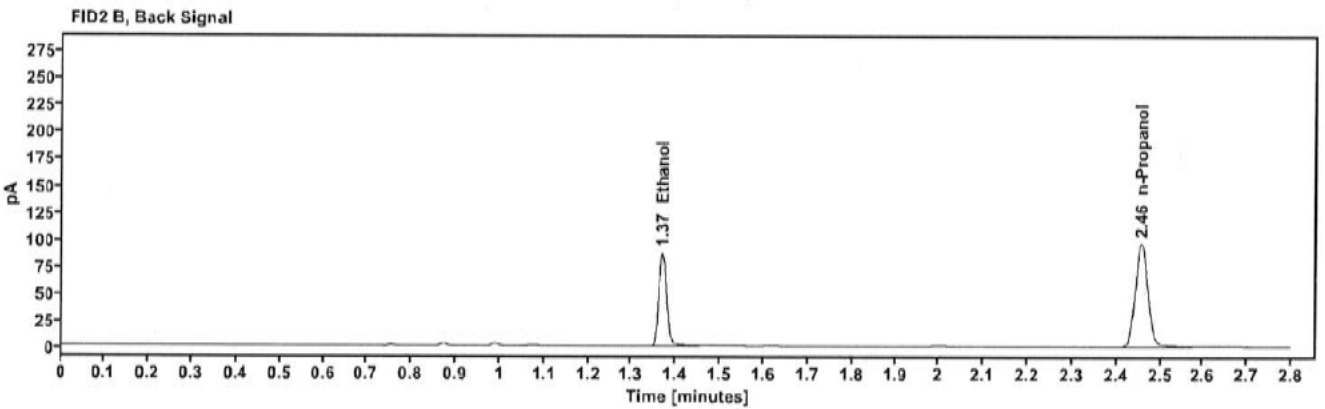
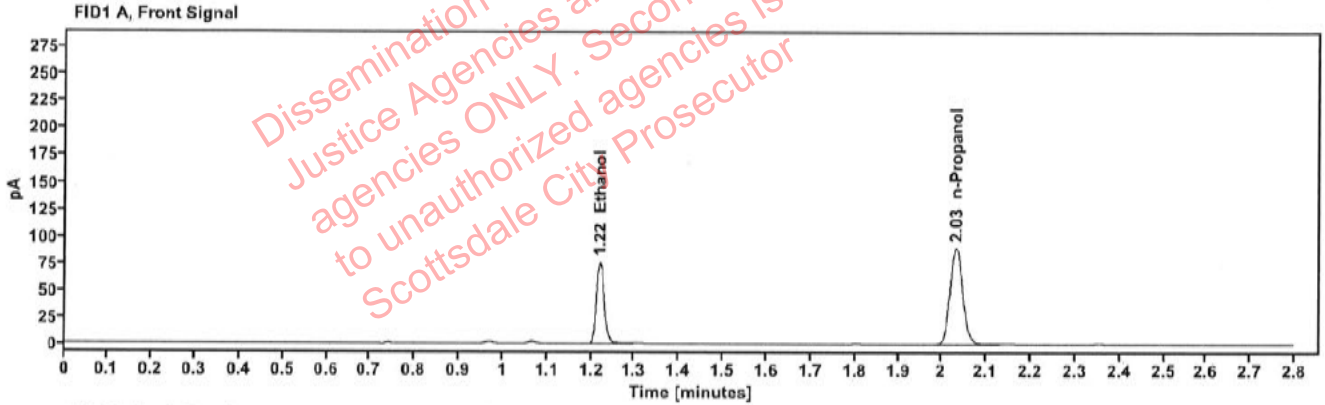


Table 1: FID 1 A (column DB-ALC1)

| Compound | Amount (g/100mL) | Time (min) | Peak Area |
|------------|------------------|------------|-----------|
| >Ethanol | 0.1511 | 1.220 | 97.239 |
| n-Propanol | ----- | 2.032 | 179.617 |

Table 2: FID 2 B (column DB-ALC2)

| Compound | Time (min) | Peak Area |
|------------|------------|-----------|
| Ethanol | 1.369 | 106.463 |
| n-Propanol | 2.456 | 194.172 |

Scottsdale Police Department Crime Lab Volatiles Analysis

| | | | |
|--------------|-------------------------------|-----------------|----------------------|
| Sample: | 2414936-2 | Vial: | 26 |
| Description: | [REDACTED] | LIMS ID: | [REDACTED] |
| Method: | ethanol quant.M | Sequence: | 30Jul24 |
| Instrument: | US14173023 CN14160045 | Injection date: | 7/30/2024 4:55:59 PM |
| Data file: | C:\Chem32\1\Data\30Jul24\26.D | Analyst: | Canonico |

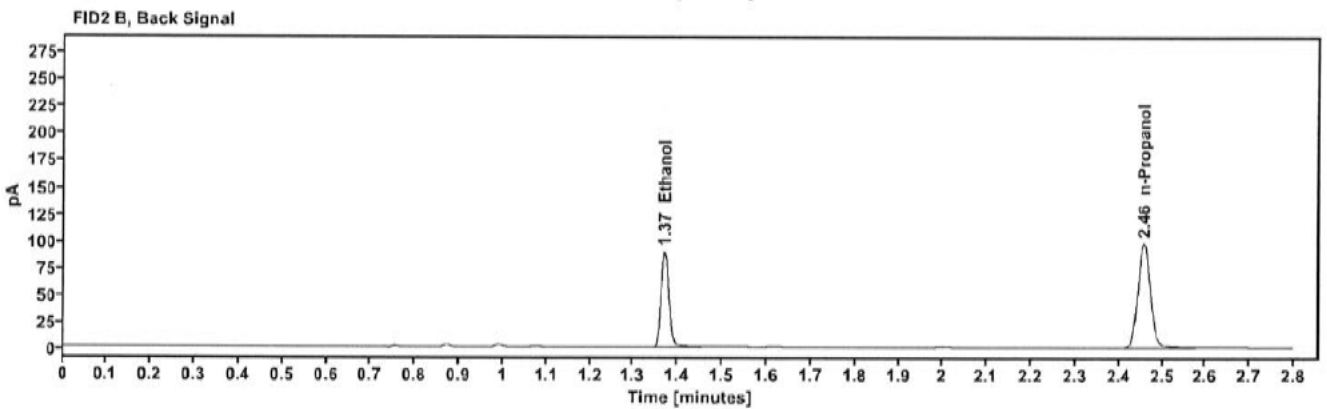
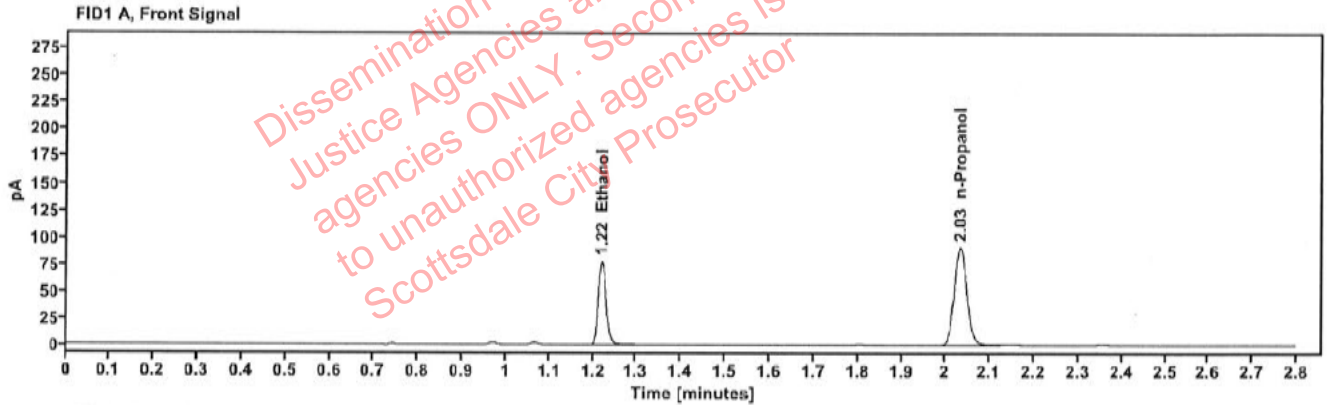


Table 1: FID 1 A (column DB-ALC1)

| Compound | Amount (g/100mL) | Time (min) | Peak Area |
|------------|------------------|------------|-----------|
| >Ethanol | 0.1528 | 1.220 | 99.535 |
| n-Propanol | ----- | 2.033 | 181.771 |

Table 2: FID 2 B (column DB-ALC2)

| Compound | Time (min) | Peak Area |
|------------|------------|-----------|
| Ethanol | 1.370 | 109.022 |
| n-Propanol | 2.458 | 196.607 |

Case: [REDACTED] : Canonico, Erika - (31-Jul-2024)

User: ecanonico 7/31/2024

Scottsdale Police Department Crime Lab Volatiles Analysis

| | | | |
|--------------|-------------------------------|-----------------|----------------------|
| Sample: | 2414986-1 | Vial: | 27 |
| Description: | [REDACTED] | LIMS ID: | [REDACTED] |
| Method: | ethanol quant.M | Sequence: | 30Jul24 |
| Instrument: | US14173023 CN14160045 | Injection date: | 7/30/2024 4:59:59 PM |
| Data file: | C:\Chem32\1\Data\30Jul24\27.D | Analyst: | Canonico |

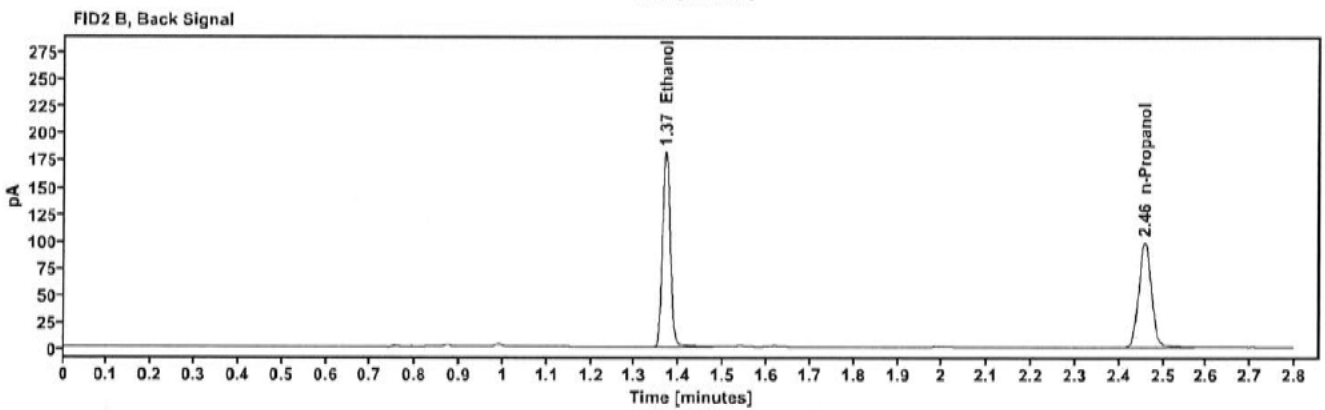
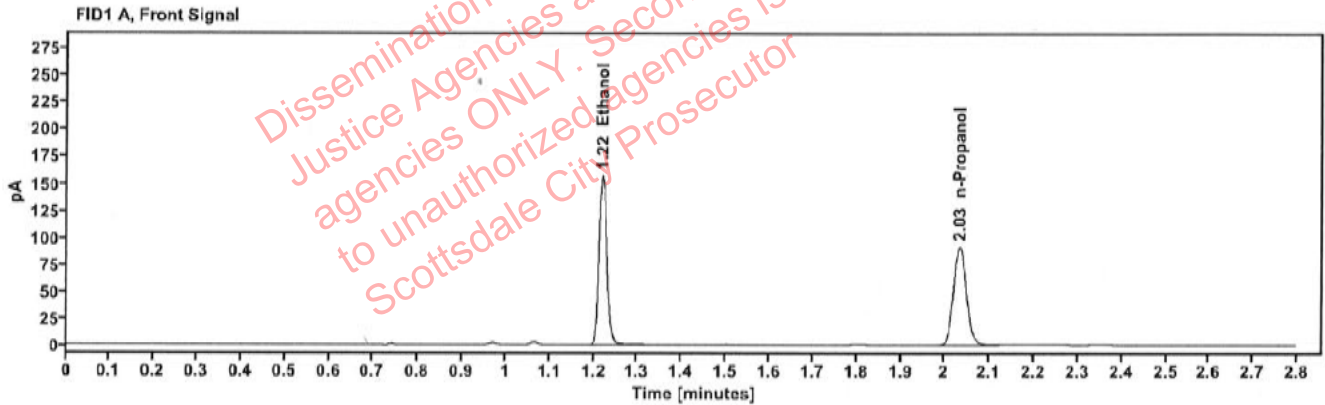


Table 1: FID 1 A (column DB-ALC1)

| Compound | Amount (g/100mL) | Time (min) | Peak Area |
|------------|------------------|------------|-----------|
| >Ethanol | 0.3079 | 1.220 | 201.296 |
| n-Propanol | ----- | 2.033 | 182.330 |

Table 2: FID 2 B (column DB-ALC2)

| Compound | Time (min) | Peak Area |
|------------|------------|-----------|
| Ethanol | 1.370 | 222.643 |
| n-Propanol | 2.458 | 197.182 |

Scottsdale Police Department Crime Lab Volatiles Analysis

| | | | |
|--------------|-------------------------------|-----------------|----------------------|
| Sample: | 2414986-1 | Vial: | 28 |
| Description: | [REDACTED] | LIMS ID: | [REDACTED] |
| Method: | ethanol quant.M | Sequence: | 30Jul24 |
| Instrument: | US14173023 CN14160045 | Injection date: | 7/30/2024 5:03:58 PM |
| Data file: | C:\Chem32\1\Data\30Jul24\28.D | Analyst: | Canonico |

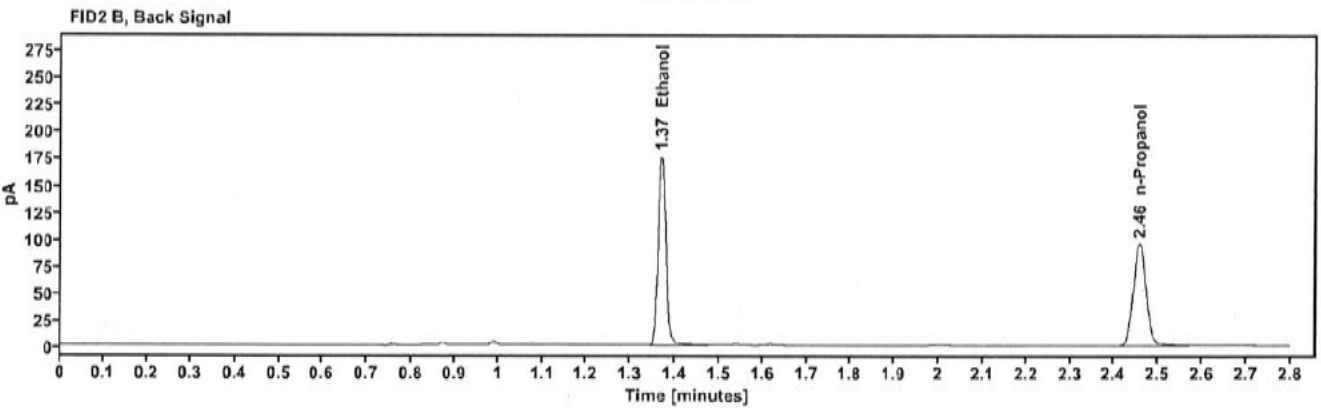
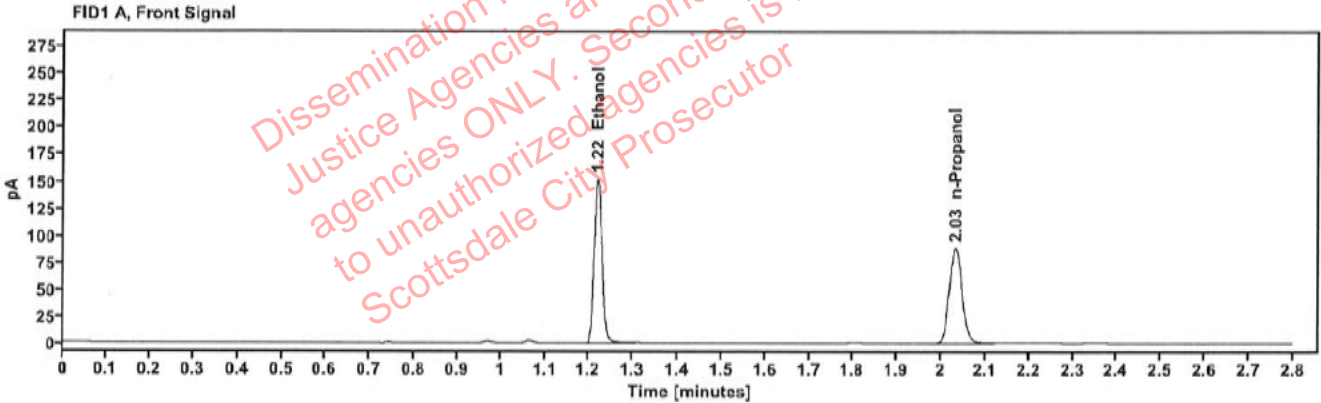


Table 1: FID 1 A (column DB-ALC1)

| Compound | Amount (g/100mL) | Time (min) | Peak Area |
|------------|------------------|------------|-----------|
| >Ethanol | 0.3064 | 1.219 | 194.116 |
| n-Propanol | ----- | 2.032 | 176.688 |

Table 2: FID 2 B (column DB-ALC2)

| Compound | Time (min) | Peak Area |
|------------|------------|-----------|
| Ethanol | 1.369 | 214.587 |
| n-Propanol | 2.457 | 191.271 |

Scottsdale Police Department Crime Lab Volatiles Analysis

| | | | |
|--------------|--------------------------------|-----------------|----------------------|
| Sample: | 2414992-2 | Vial: | 29 |
| Description: | [REDACTED] | LIMS ID: | [REDACTED] |
| Method: | ethanol quant.M | Sequence: | 30Jul24 |
| Instrument: | US14173023 CN14160045 | Injection date: | 7/30/2024 5:07:59 PM |
| Data file: | C:\Chem32\11\Data\30Jul24\29.D | Analyst: | Canonico |

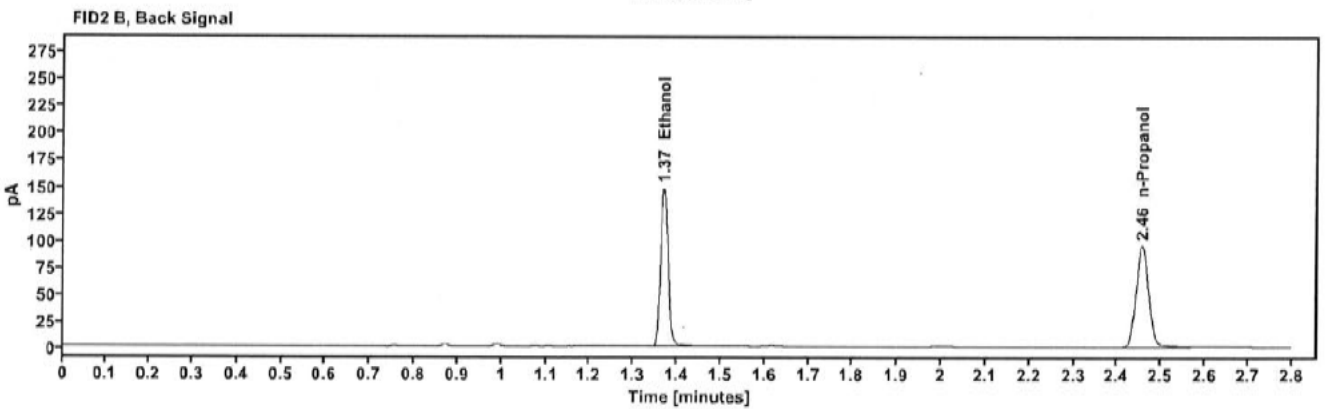
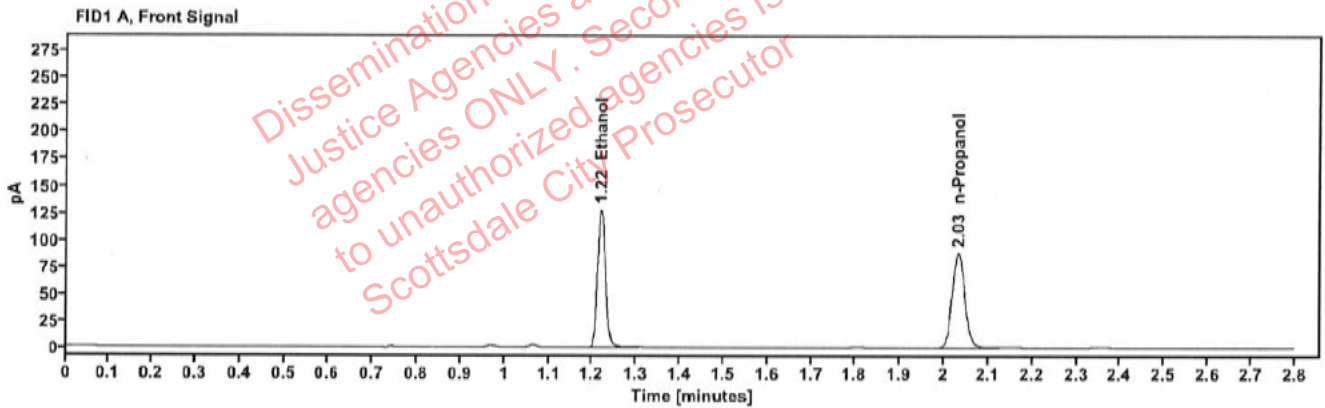


Table 1: FID 1 A (column DB-ALC1)

| Compound | Amount (g/100mL) | Time (min) | Peak Area |
|------------|------------------|------------|-----------|
| >Ethanol | 0.2595 | 1.219 | 163.564 |
| n-Propanol | ----- | 2.031 | 175.795 |

Table 2: FID 2 B (column DB-ALC2)

| Compound | Time (min) | Peak Area |
|------------|------------|-----------|
| Ethanol | 1.369 | 180.671 |
| n-Propanol | 2.456 | 189.801 |

Scottsdale Police Department Crime Lab Volatiles Analysis

| | | | |
|--------------|-------------------------------|-----------------|----------------------|
| Sample: | 2414992-2 | Vial: | 30 |
| Description: | [REDACTED] | LIMS ID: | [REDACTED] |
| Method: | ethanol quant.M | Sequence: | 30Jul24 |
| Instrument: | US14173023 CN14160045 | Injection date: | 7/30/2024 5:11:59 PM |
| Data file: | C:\Chem32\1\Data\30Jul24\30.D | Analyst: | Canonico |

Dissemination is restricted to Criminal Justice Agencies and authorized NCJIS agencies ONLY. Secondary dissemination to unauthorized agencies is PROHIBITED. Scottsdale City Prosecutor

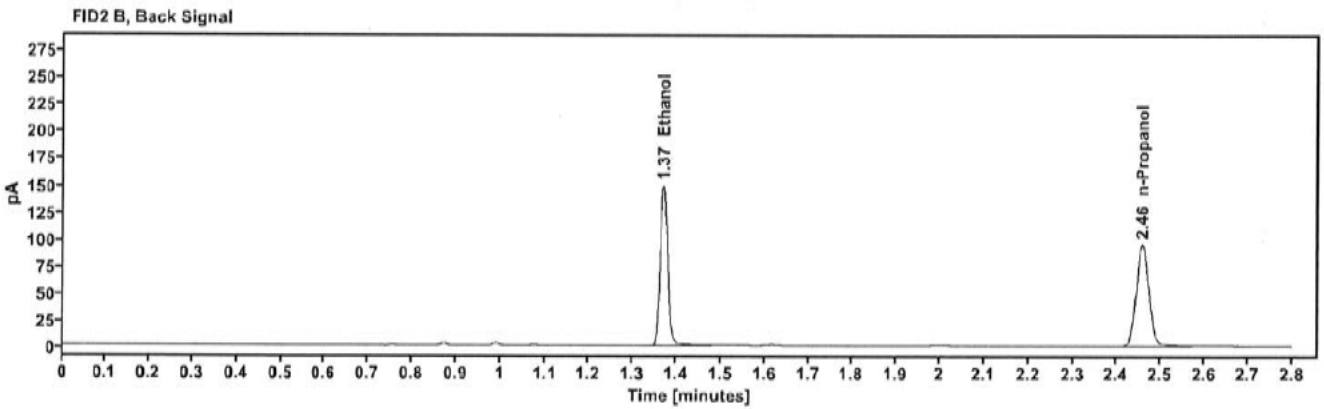
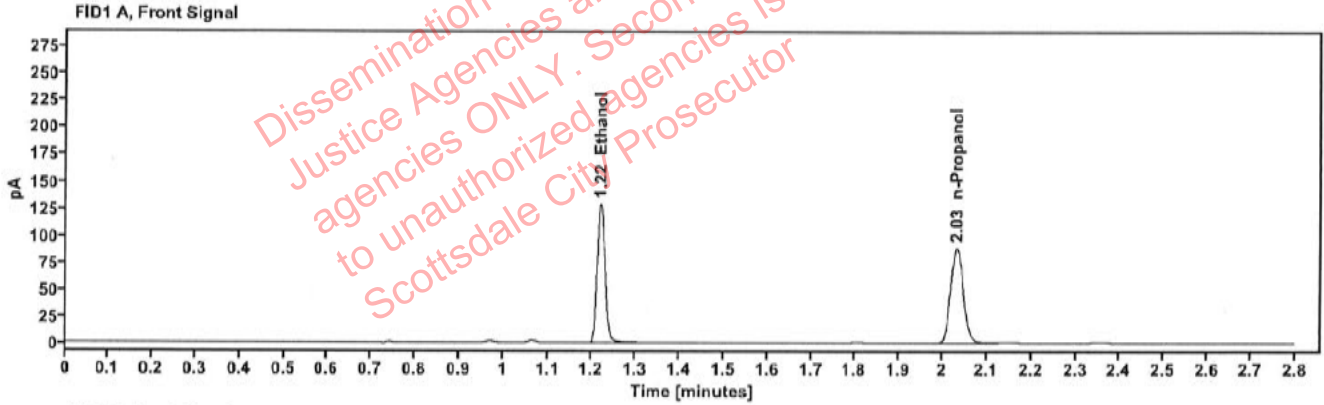


Table 1: FID 1 A (column DB-ALC1)

| Compound | Amount (g/100mL) | Time (min) | Peak Area |
|------------|------------------|------------|-----------|
| >Ethanol | 0.2604 | 1.220 | 165.109 |
| n-Propanol | ----- | 2.032 | 176.829 |

Table 2: FID 2 B (column DB-ALC2)

| Compound | Time (min) | Peak Area |
|------------|------------|-----------|
| Ethanol | 1.370 | 182.626 |
| n-Propanol | 2.458 | 190.852 |

Scottsdale Police Department Crime Lab Volatiles Analysis

| | | | |
|--------------|-------------------------------|-----------------|----------------------|
| Sample: | 2415021-3 | Vial: | 32 |
| Description: | [REDACTED] | LIMS ID: | [REDACTED] |
| Method: | ethanol quant.M | Sequence: | 30Jul24 |
| Instrument: | US14173023 CN14160045 | Injection date: | 7/30/2024 5:20:14 PM |
| Data file: | C:\Chem32\1\Data\30Jul24\32.D | Analyst: | Canonico |

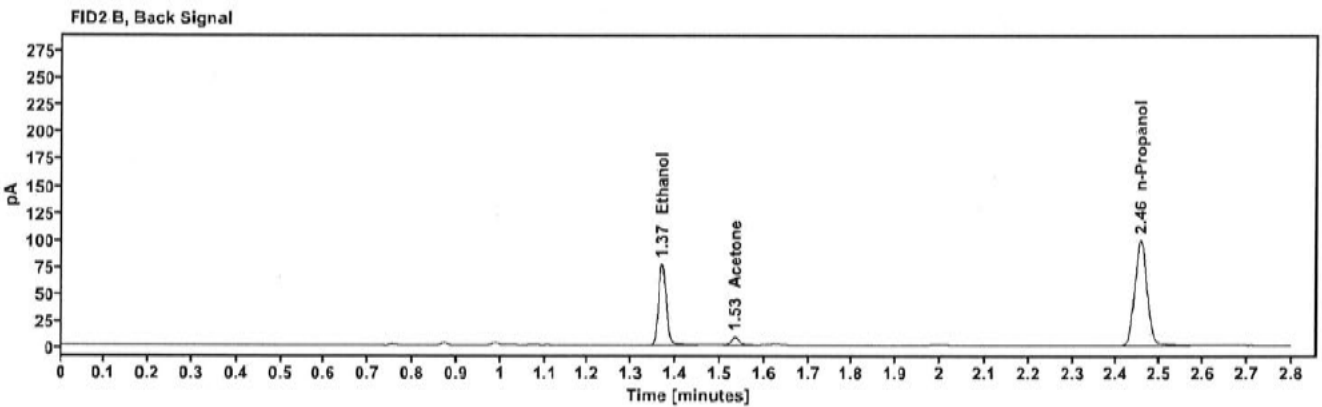
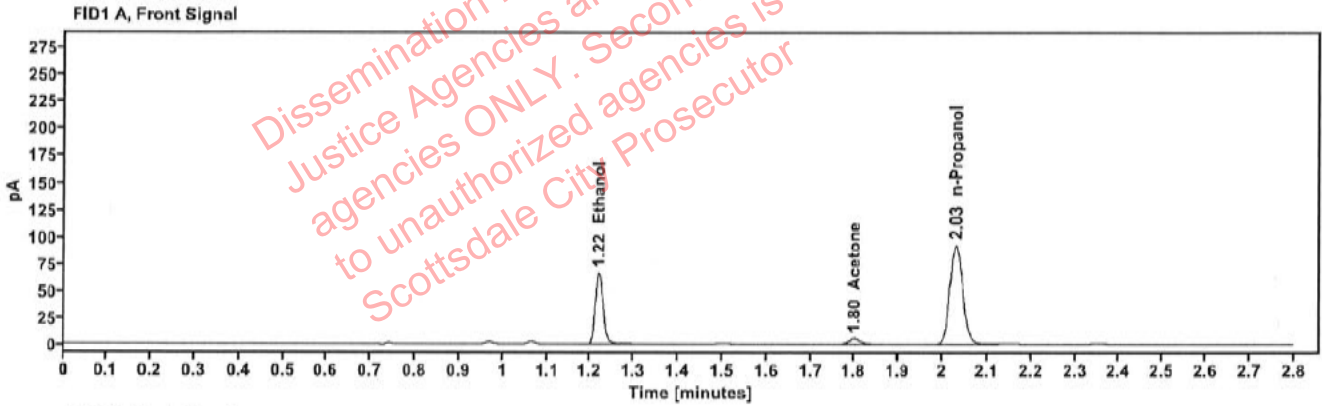


Table 1: FID 1 A (column DB-ALC1)

| Compound | Amount (g/100mL) | Time (min) | Peak Area |
|------------|------------------|------------|-----------|
| >Ethanol | 0.1292 | 1.219 | 85.091 |
| Acetone | ----- | 1.799 | 9.496 |
| n-Propanol | ----- | 2.030 | 183.923 |

Table 2: FID 2 B (column DB-ALC2)

| Compound | Time (min) | Peak Area |
|------------|------------|-----------|
| Ethanol | 1.369 | 93.177 |
| Acetone | 1.535 | 10.459 |
| n-Propanol | 2.455 | 198.842 |

Scottsdale Police Department Crime Lab Volatiles Analysis

| | | | |
|--------------|-------------------------------|-----------------|----------------------|
| Sample: | 2415021-3 | Vial: | 33 |
| Description: | [REDACTED] | LIMS ID: | [REDACTED] |
| Method: | ethanol quant.M | Sequence: | 30Jul24 |
| Instrument: | US14173023 CN14160045 | Injection date: | 7/30/2024 5:24:13 PM |
| Data file: | C:\Chem32\1\Data\30Jul24\33.D | Analyst: | Canonico |

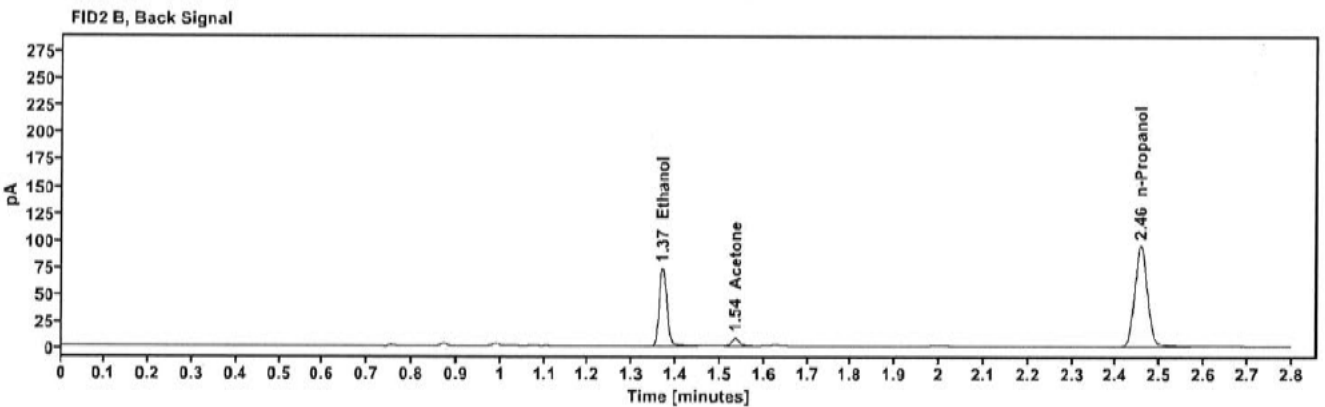
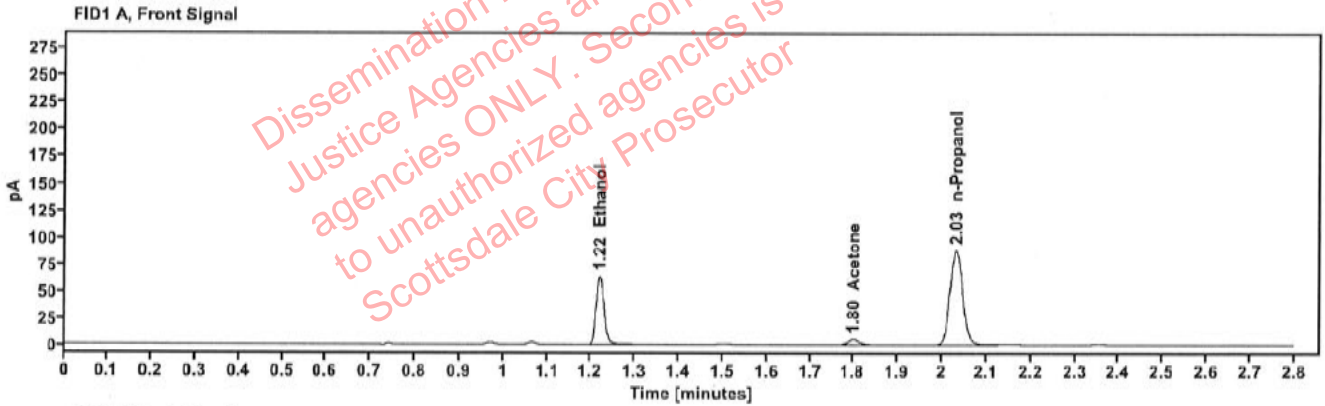


Table 1: FID 1 A (column DB-ALC1)

| Compound | Amount (g/100mL) | Time (min) | Peak Area |
|------------|------------------|------------|-----------|
| >Ethanol | 0.1293 | 1.220 | 81.631 |
| Acetone | ----- | 1.800 | 9.382 |
| n-Propanol | ----- | 2.031 | 176.340 |

Table 2: FID 2 B (column DB-ALC2)

| Compound | Time (min) | Peak Area |
|------------|------------|-----------|
| Ethanol | 1.369 | 89.105 |
| Acetone | 1.535 | 10.292 |
| n-Propanol | 2.456 | 190.261 |

Scottsdale Police Department Crime Lab Volatiles Analysis

| | | | |
|--------------|-------------------------------|-----------------|----------------------|
| Sample: | 2415055-1 | Vial: | 34 |
| Description: | [REDACTED] | LIMS ID: | [REDACTED] |
| Method: | ethanol quant.M | Sequence: | 30Jul24 |
| Instrument: | US14173023 CN14160045 | Injection date: | 7/30/2024 5:28:13 PM |
| Data file: | C:\Chem32\1\Data\30Jul24\34.D | Analyst: | Canonico |

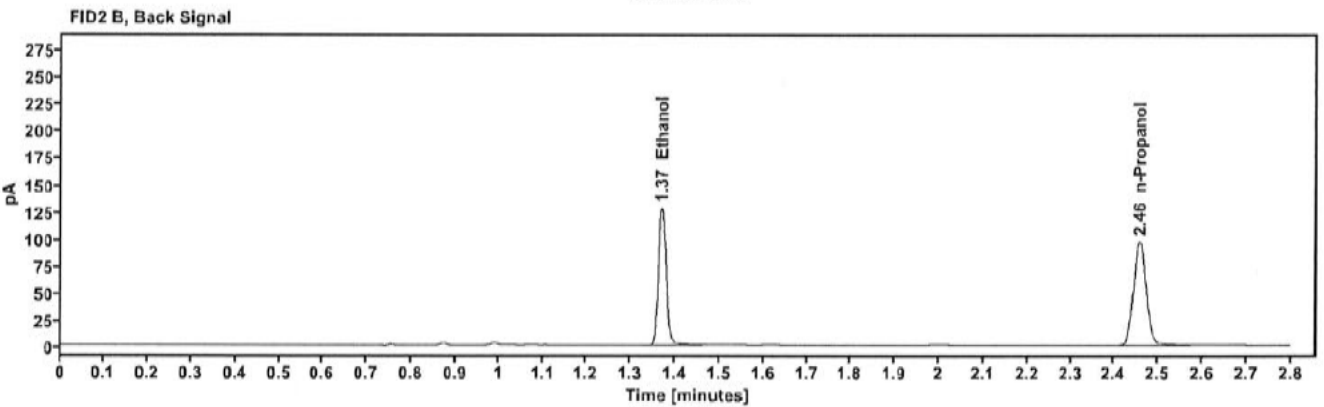
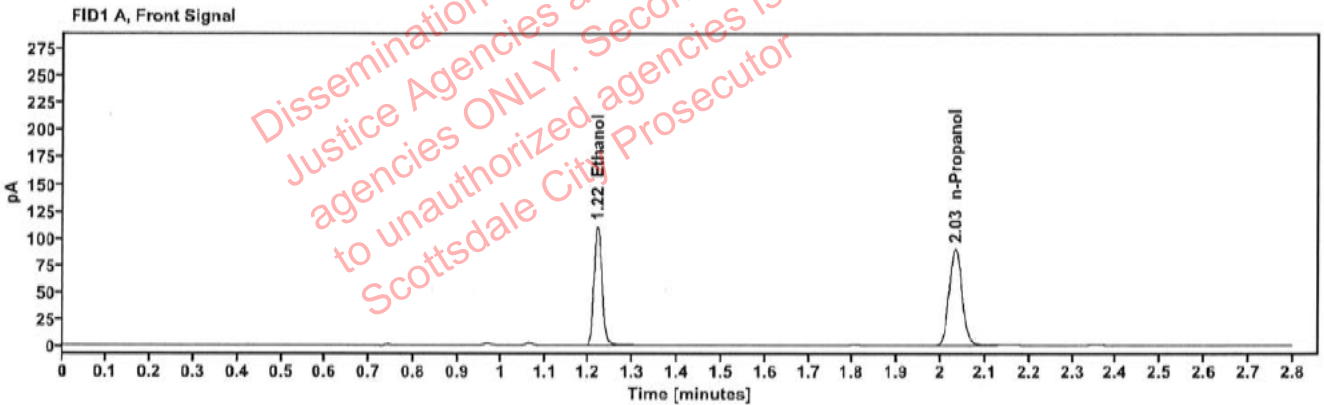


Table 1: FID 1 A (column DB-ALC1)

| Compound | Amount (g/100mL) | Time (min) | Peak Area |
|------------|------------------|------------|-----------|
| >Ethanol | 0.2201 | 1.220 | 141.792 |
| n-Propanol | ----- | 2.032 | 179.699 |

Table 2: FID 2 B (column DB-ALC2)

| Compound | Time (min) | Peak Area |
|------------|------------|-----------|
| Ethanol | 1.370 | 155.585 |
| n-Propanol | 2.457 | 194.336 |

Scottsdale Police Department Crime Lab Volatiles Analysis

| | | | |
|--------------|-------------------------------|-----------------|----------------------|
| Sample: | 2415055-1 | Vial: | 35 |
| Description: | [REDACTED] | LIMS ID: | [REDACTED] |
| Method: | ethanol quant.M | Sequence: | 30Jul24 |
| Instrument: | US14173023 CN14160045 | Injection date: | 7/30/2024 5:32:13 PM |
| Data file: | C:\Chem32\1\Data\30Jul24\35.D | Analyst: | Canonico |

Dissemination is restricted to Criminal Justice Agencies and authorized NCJIS agencies ONLY. Secondary dissemination to unauthorized agencies is PROHIBITED. Scottsdale City Prosecutor

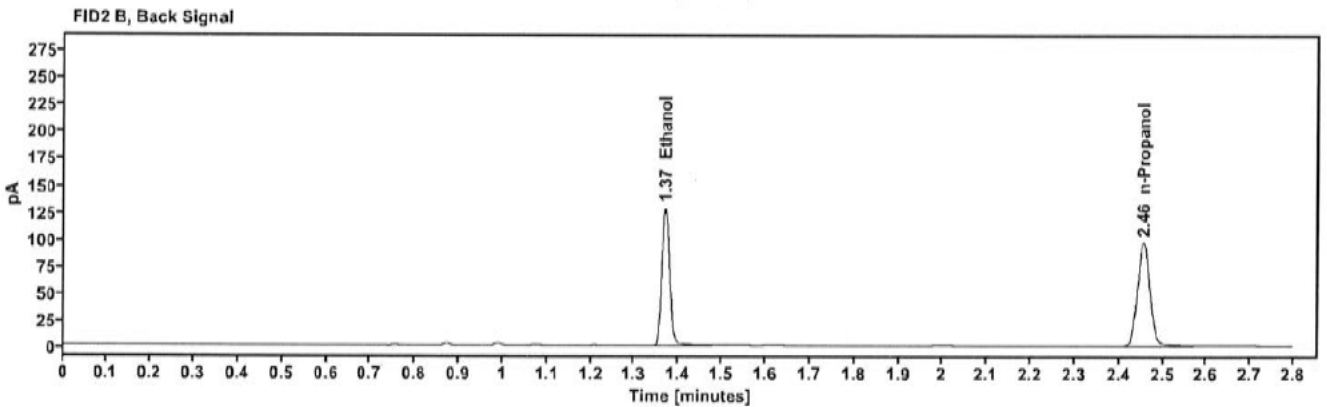
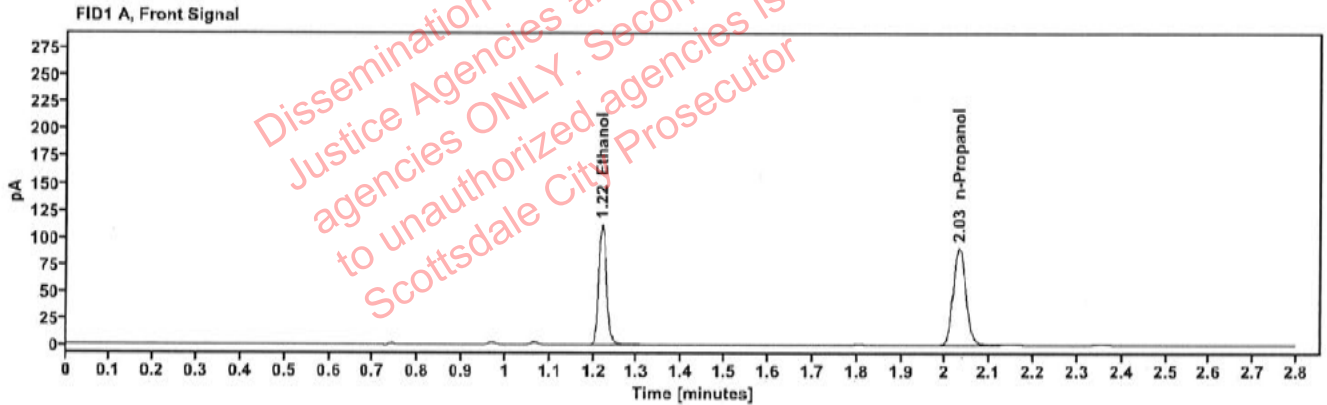


Table 1: FID 1 A (column DB-ALC1)

| Compound | Amount (g/100mL) | Time (min) | Peak Area |
|------------|------------------|------------|-----------|
| >Ethanol | 0.2211 | 1.220 | 143.079 |
| n-Propanol | ----- | 2.031 | 180.545 |

Table 2: FID 2 B (column DB-ALC2)

| Compound | Time (min) | Peak Area |
|------------|------------|-----------|
| Ethanol | 1.369 | 158.214 |
| n-Propanol | 2.456 | 194.977 |

Scottsdale Police Department Crime Lab Volatiles Analysis

| | | | | |
|--------------|-------------------------------|------------|-----------------|----------------------|
| Sample: | 2400777-1 ██████████ | EC 7/31/24 | Vial: | 36 |
| Description: | ██████████ | | LIMS ID: | ██████████ |
| Method: | ethanol quant.M | | Sequence: | 30Jul24 |
| Instrument: | US14173023 CN14160045 | | Injection date: | 7/30/2024 5:36:14 PM |
| Data file: | C:\Chem32\1\Data\30Jul24\36.D | | Analyst: | Canonico |

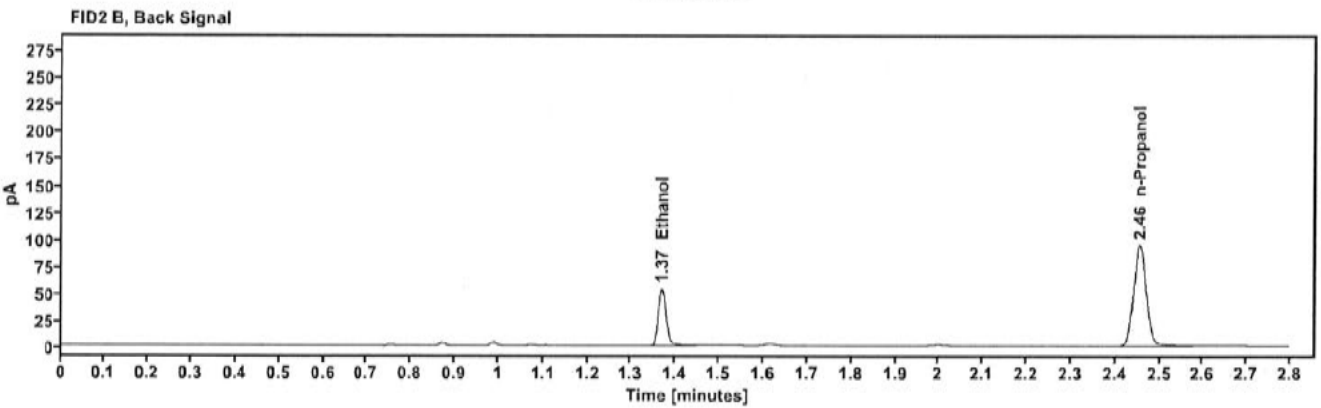
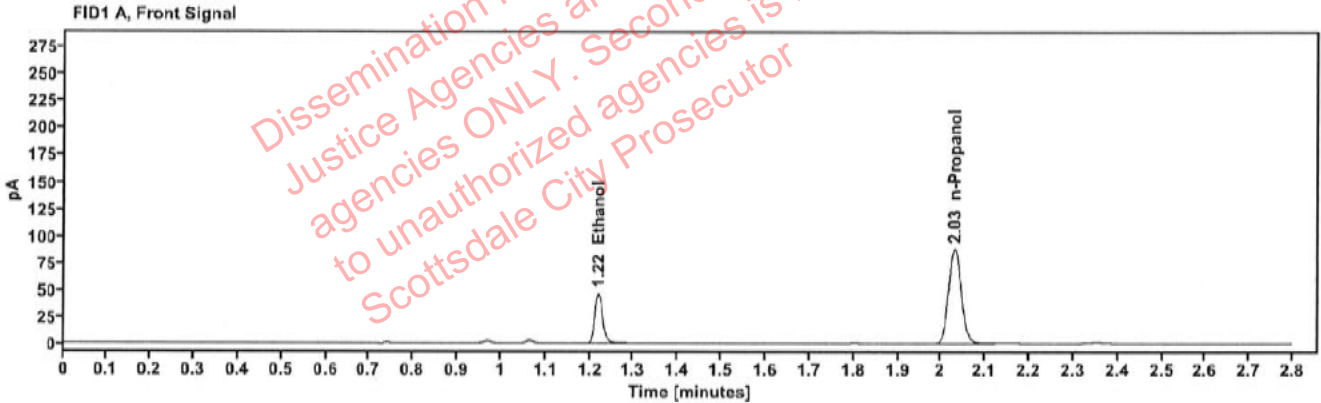


Table 1: FID 1 A (column DB-ALC1)

| Compound | Amount (g/100mL) | Time (min) | Peak Area |
|------------|------------------|------------|-----------|
| >Ethanol | 0.0945 | 1.220 | 59.759 |
| n-Propanol | ----- | 2.030 | 176.680 |

Table 2: FID 2 B (column DB-ALC2)

| Compound | Time (min) | Peak Area |
|------------|------------|-----------|
| Ethanol | 1.369 | 65.550 |
| n-Propanol | 2.455 | 190.213 |

Scottsdale Police Department Crime Lab Volatiles Analysis

| | | | | |
|--------------|-------------------------------|------------|-----------------|----------------------|
| Sample: | 2400777-1 | EC 7/31/24 | Vial: | 37 |
| Description: | [REDACTED] | | LIMS ID: | [REDACTED] |
| Method: | ethanol quant.M | | Sequence: | 30Jul24 |
| Instrument: | US14173023 CN14160045 | | Injection date: | 7/30/2024 5:40:29 PM |
| Data file: | C:\Chem32\1\Data\30Jul24\37.D | | Analyst: | Canonico |

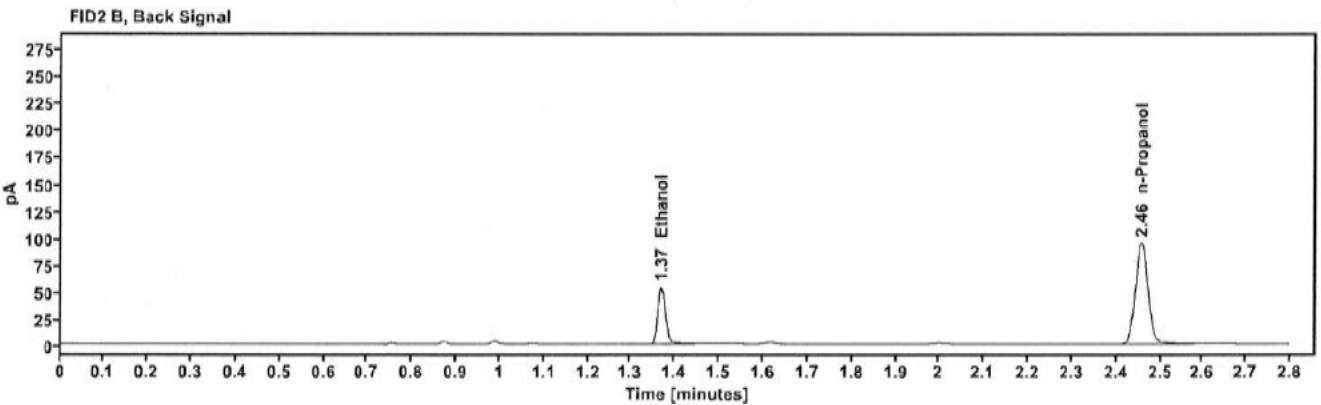
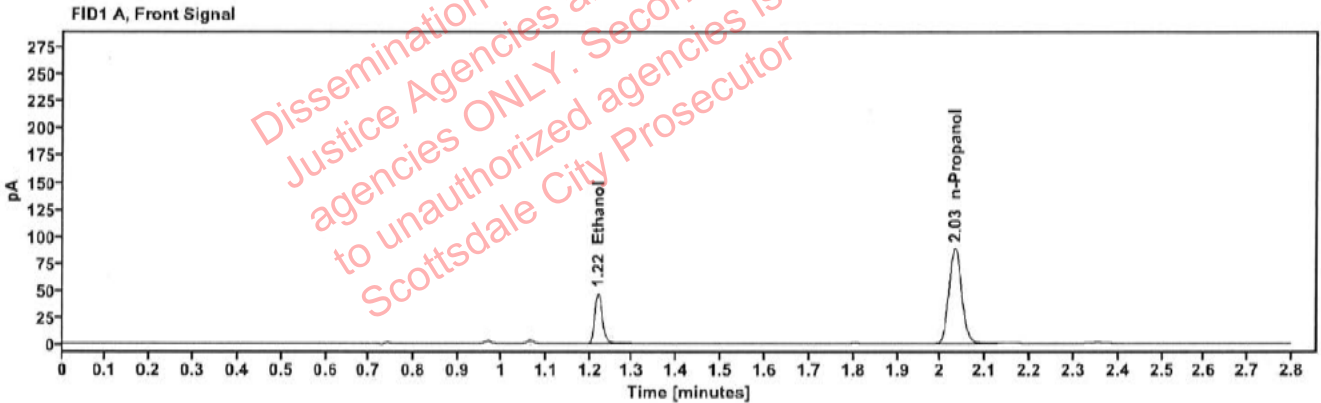


Table 1: FID 1 A (column DB-ALC1)

| Compound | Amount (g/100mL) | Time (min) | Peak Area |
|------------|------------------|------------|-----------|
| >Ethanol | 0.0944 | 1.220 | 59.847 |
| n-Propanol | ----- | 2.032 | 177.242 |

Table 2: FID 2 B (column DB-ALC2)

| Compound | Time (min) | Peak Area |
|------------|------------|-----------|
| Ethanol | 1.369 | 65.461 |
| n-Propanol | 2.457 | 191.213 |

[REDACTED]: Canonico, Erika - (31-Jul-2024)

Case: [REDACTED] User: ecanonico 7/31/2024

Scottsdale Police Department Crime Lab Volatiles Analysis

| | | | |
|--------------|-------------------------------|-----------------|----------------------|
| Sample: | 409-01M.A. | Vial: | 38 |
| Description: | [REDACTED] | LIMS ID: | [REDACTED] |
| Method: | ethanol quant.M | Sequence: | 30Jul24 |
| Instrument: | US14173023 CN14160045 | Injection date: | 7/30/2024 5:44:28 PM |
| Data file: | C:\Chem32\1\Data\30Jul24\38.D | Analyst: | Canonico |

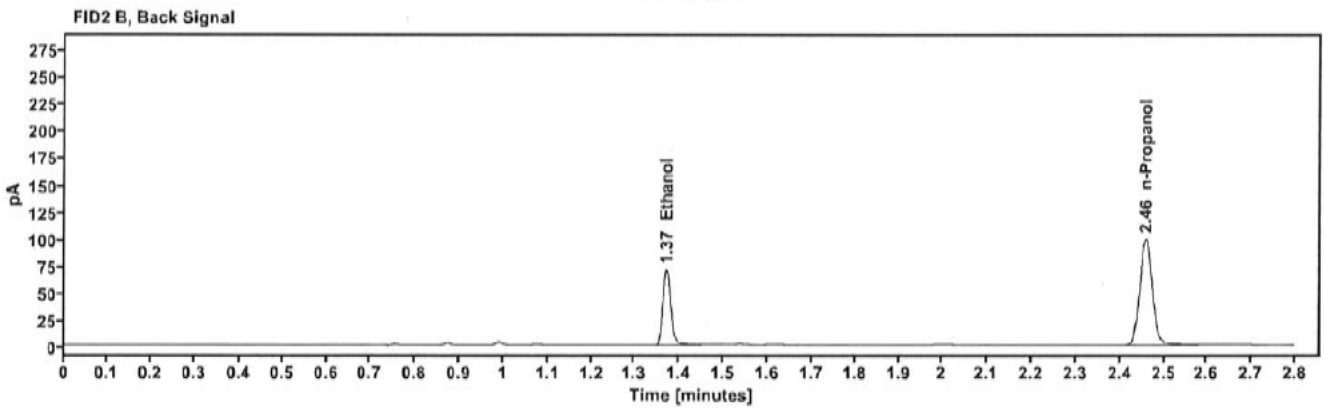
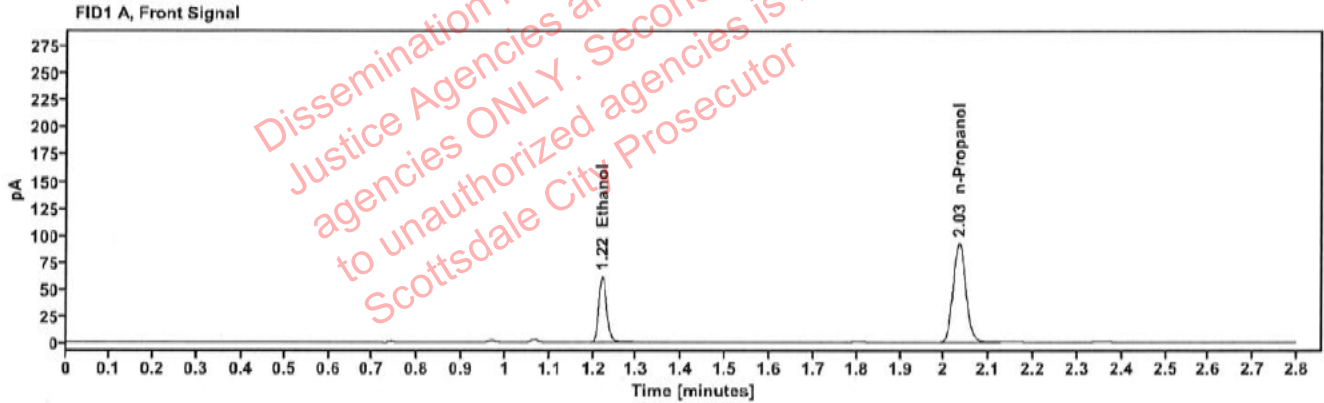


Table 1: FID 1 A (column DB-ALC1)

| Compound | Amount (g/100mL) | Time (min) | Peak Area |
|------------|------------------|------------|-----------|
| >Ethanol | 0.1194 | 1.221 | 79.011 |
| n-Propanol | ----- | 2.033 | 184.747 |

Table 2: FID 2 B (column DB-ALC2)

| Compound | Time (min) | Peak Area |
|------------|------------|-----------|
| Ethanol | 1.371 | 86.279 |
| n-Propanol | 2.458 | 200.196 |

Scottsdale Police Department Crime Lab Volatiles Analysis

| | | | |
|--------------|-------------------------------|-----------------|----------------------|
| Sample: | 409-01M.A. | Vial: | 39 |
| Description: | [REDACTED] | LIMS ID: | [REDACTED] |
| Method: | ethanol quant.M | Sequence: | 30Jul24 |
| Instrument: | US14173023 CN14160045 | Injection date: | 7/30/2024 5:48:29 PM |
| Data file: | C:\Chem32\1\Data\30Jul24\39.D | Analyst: | Canonico |

Dissemination is restricted to Criminal Justice Agencies and authorized NCJIS J. agencies ONLY. Secondary dissemination to unauthorized agencies is PROHIBITED. Scottsdale City Prosecutor

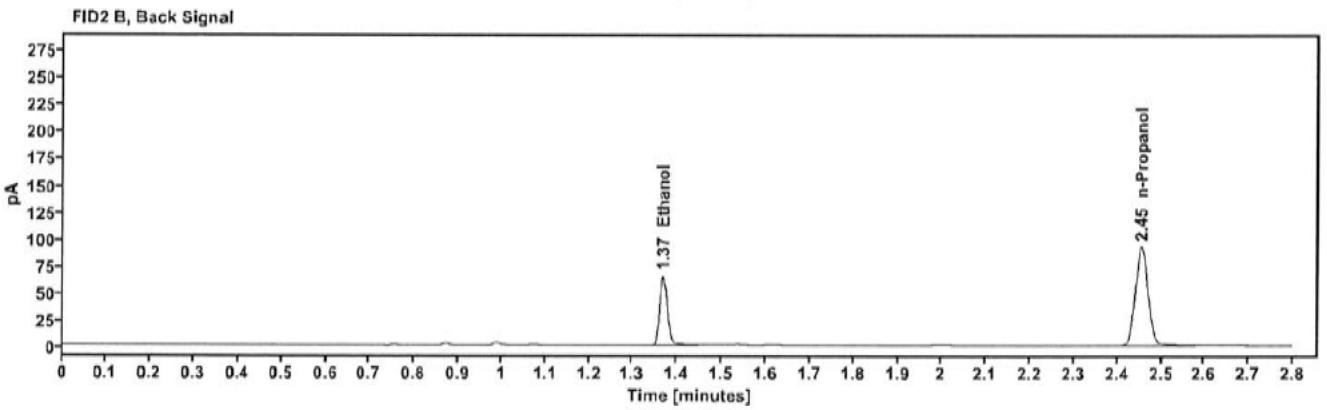
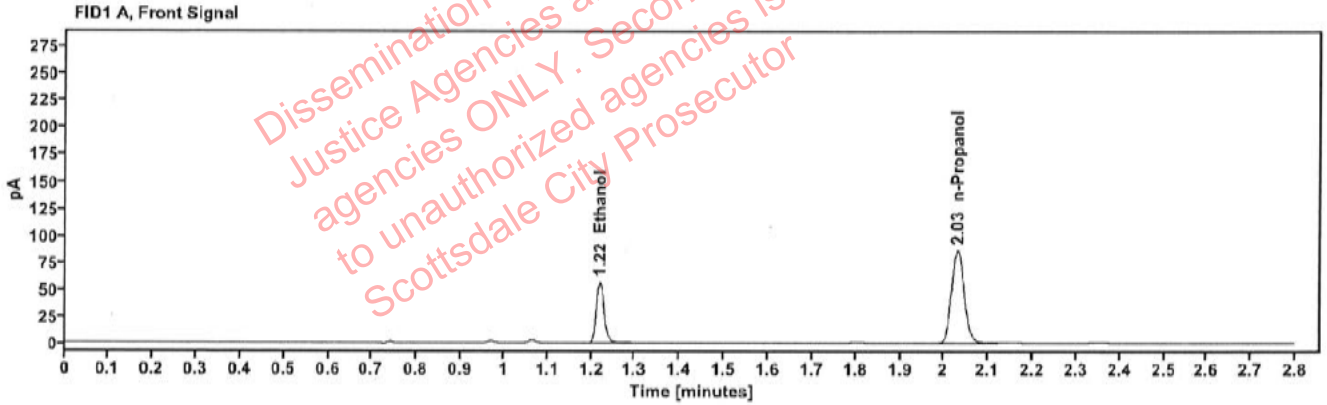


Table 1: FID 1 A (column DB-ALC1)

| Compound | Amount (g/100mL) | Time (min) | Peak Area |
|------------|------------------|------------|-----------|
| >Ethanol | 0.1173 | 1.219 | 72.058 |
| n-Propanol | ----- | 2.030 | 171.524 |

Table 2: FID 2 B (column DB-ALC2)

| Compound | Time (min) | Peak Area |
|------------|------------|-----------|
| Ethanol | 1.368 | 78.606 |
| n-Propanol | 2.455 | 185.686 |

Scottsdale Police Department Crime Lab Volatiles Analysis

| | | | |
|--------------|-------------------------------|-----------------|----------------------|
| Sample: | 266-01R.F. | Vial: | 40 |
| Description: | [REDACTED] | LIMS ID: | [REDACTED] |
| Method: | ethanol quant.M | Sequence: | 30Jul24 |
| Instrument: | US14173023 CN14160045 | Injection date: | 7/30/2024 5:52:28 PM |
| Data file: | C:\Chem32\1\Data\30Jul24\40.D | Analyst: | Canonico |

Dissemination is restricted to Criminal Justice Agencies and authorized NCJIS agencies ONLY. Secondary dissemination to unauthorized agencies is PROHIBITED.
 Scottsdale City Prosecutor

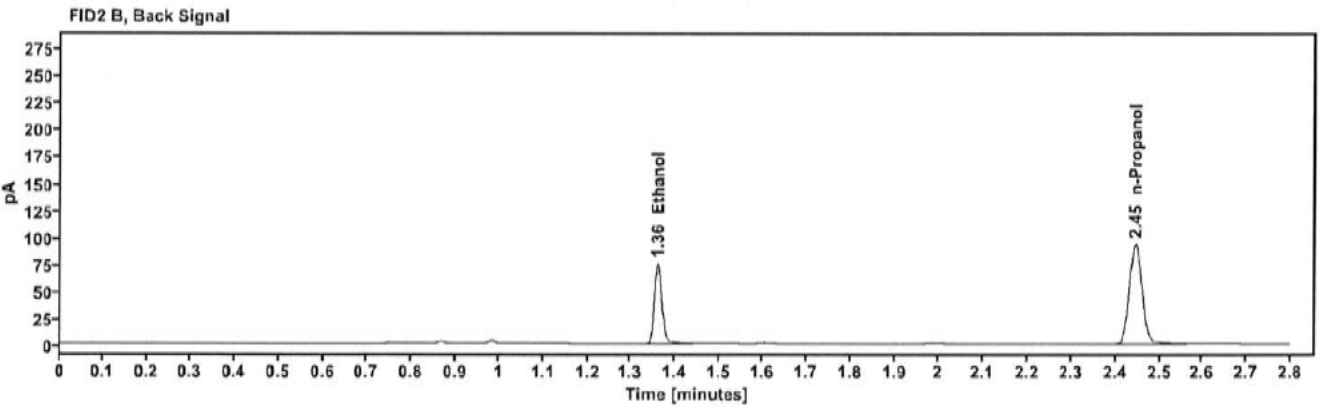
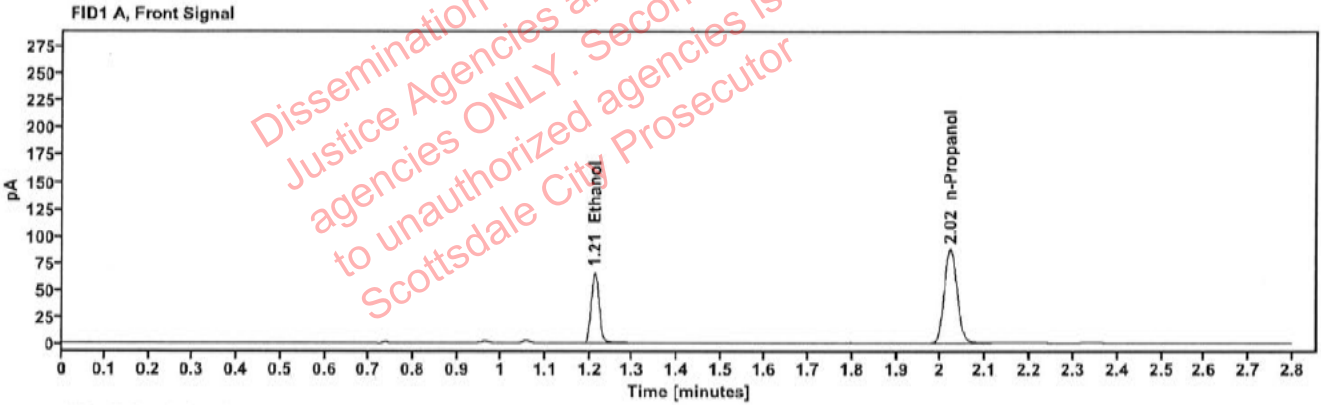


Table 1: FID 1 A (column DB-ALC1)

| Compound | Amount (g/100mL) | Time (min) | Peak Area |
|------------|------------------|------------|-----------|
| >Ethanol | 0.1345 | 1.212 | 83.734 |
| n-Propanol | ----- | 2.021 | 173.874 |

Table 2: FID 2 B (column DB-ALC2)

| Compound | Time (min) | Peak Area |
|------------|------------|-----------|
| Ethanol | 1.361 | 91.588 |
| n-Propanol | 2.445 | 188.266 |

Scottsdale Police Department Crime Lab Volatiles Analysis

| | | | |
|--------------|-------------------------------|-----------------|----------------------|
| Sample: | 266-01R.F. | Vial: | 41 |
| Description: | [REDACTED] | LIMS ID: | [REDACTED] |
| Method: | ethanol quant.M | Sequence: | 30Jul24 |
| Instrument: | US14173023 CN14160045 | Injection date: | 7/30/2024 5:56:29 PM |
| Data file: | C:\Chem32\1\Data\30Jul24\41.D | Analyst: | Canonico |

Dissemination is restricted to Criminal Justice Agencies and authorized agencies ONLY. Secondary dissemination to unauthorized agencies is PROHIBITED. Scottsdale City Prosecutor

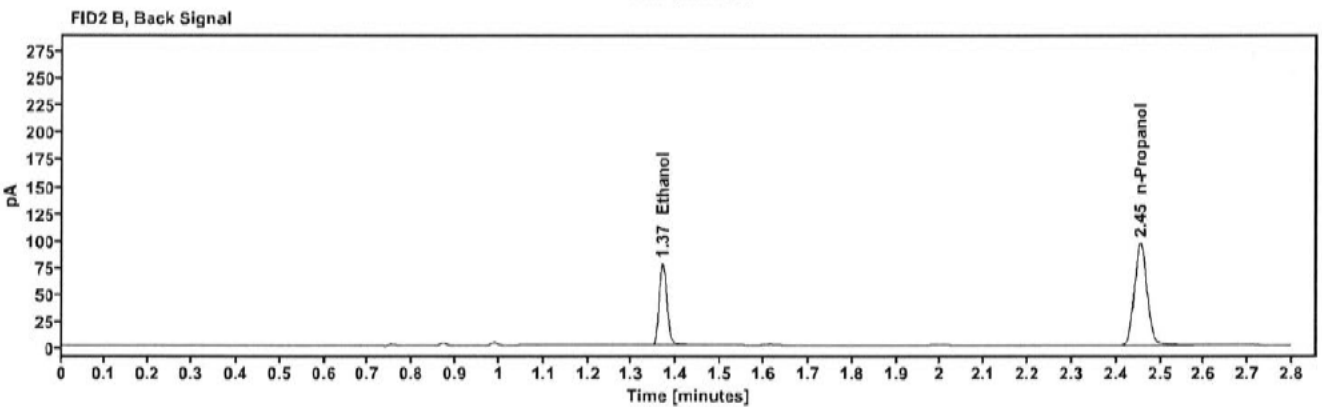
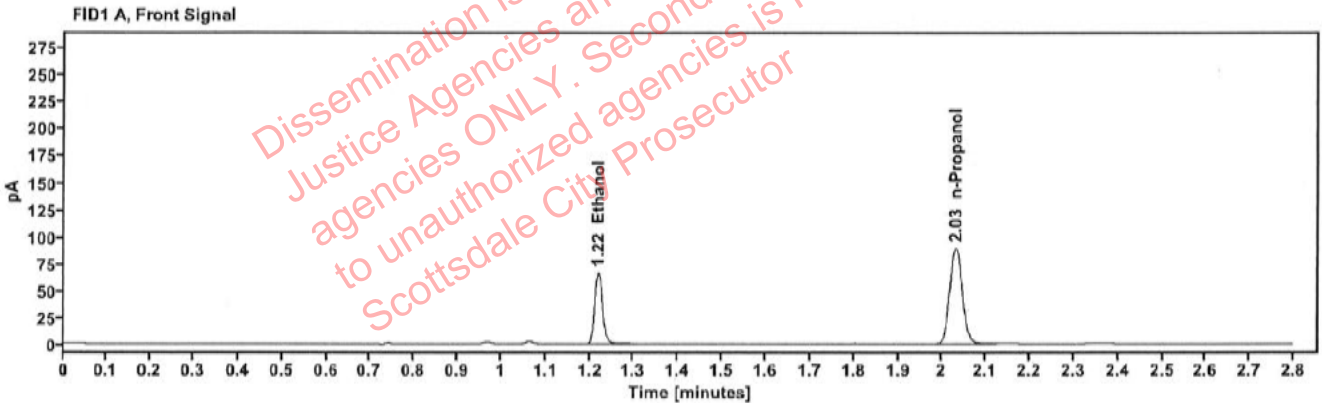


Table 1: FID 1 A (column DB-ALC1)

| Compound | Amount (g/100mL) | Time (min) | Peak Area |
|------------|------------------|------------|-----------|
| >Ethanol | 0.1336 | 1.219 | 85.401 |
| n-Propanol | ----- | 2.030 | 178.422 |

Table 2: FID 2 B (column DB-ALC2)

| Compound | Time (min) | Peak Area |
|------------|------------|-----------|
| Ethanol | 1.369 | 93.165 |
| n-Propanol | 2.455 | 193.062 |

Scottsdale Police Department Crime Lab Volatiles Analysis

| | | | |
|--------------|-------------------------------|-----------------|----------------------|
| Sample: | 404-01K.J. | Vial: | 43 |
| Description: | [REDACTED] | LIMS ID: | [REDACTED] |
| Method: | ethanol quant.M | Sequence: | 30Jul24 |
| Instrument: | US14173023 CN14160045 | Injection date: | 7/30/2024 6:04:44 PM |
| Data file: | C:\Chem32\1\Data\30Jul24\43.D | Analyst: | Canonico |

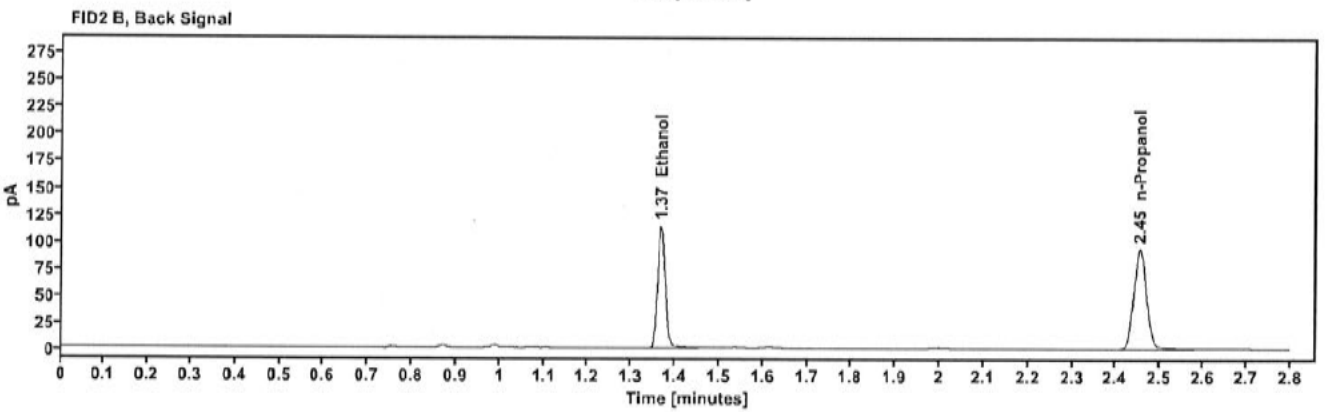
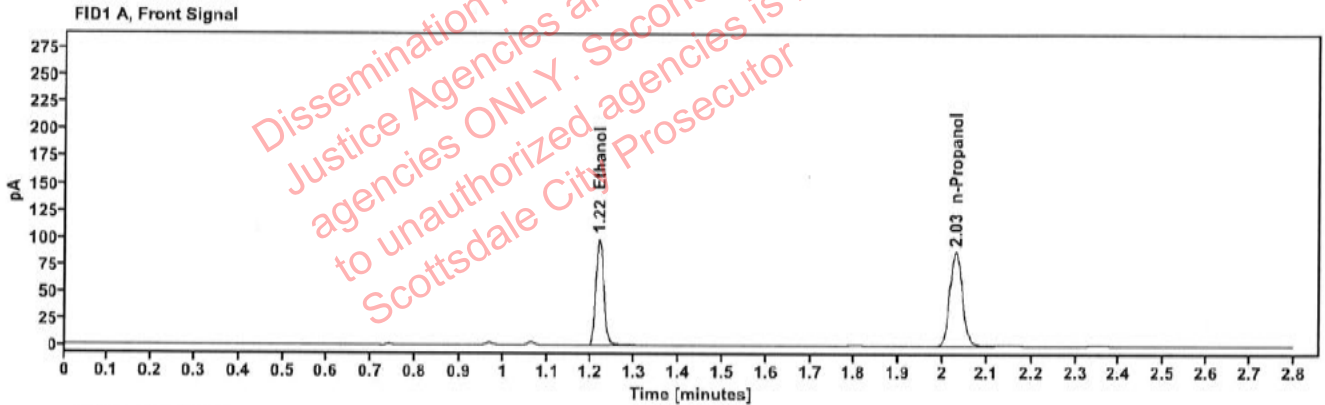


Table 1: FID 1 A (column DB-ALC1)

| Compound | Amount (g/100mL) | Time (min) | Peak Area |
|------------|------------------|------------|-----------|
| >Ethanol | 0.2027 | 1.218 | 126.472 |
| n-Propanol | ----- | 2.029 | 174.051 |

Table 2: FID 2 B (column DB-ALC2)

| Compound | Time (min) | Peak Area |
|------------|------------|-----------|
| Ethanol | 1.367 | 138.776 |
| n-Propanol | 2.454 | 188.768 |

Scottsdale Police Department Crime Lab Volatiles Analysis

| | | | |
|--------------|-------------------------------|-----------------|----------------------|
| Sample: | 404-01K.J. | Vial: | 44 |
| Description: | [REDACTED] | LIMS ID: | [REDACTED] |
| Method: | ethanol quant.M | Sequence: | 30Jul24 |
| Instrument: | US14173023 CN14160045 | Injection date: | 7/30/2024 6:08:44 PM |
| Data file: | C:\Chem32\1\Data\30Jul24\44.D | Analyst: | Canonico |

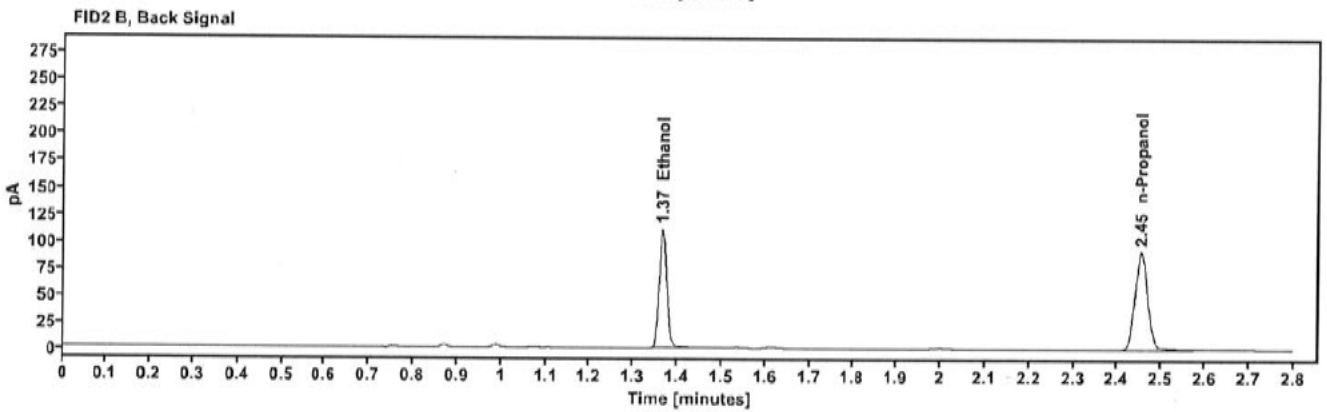
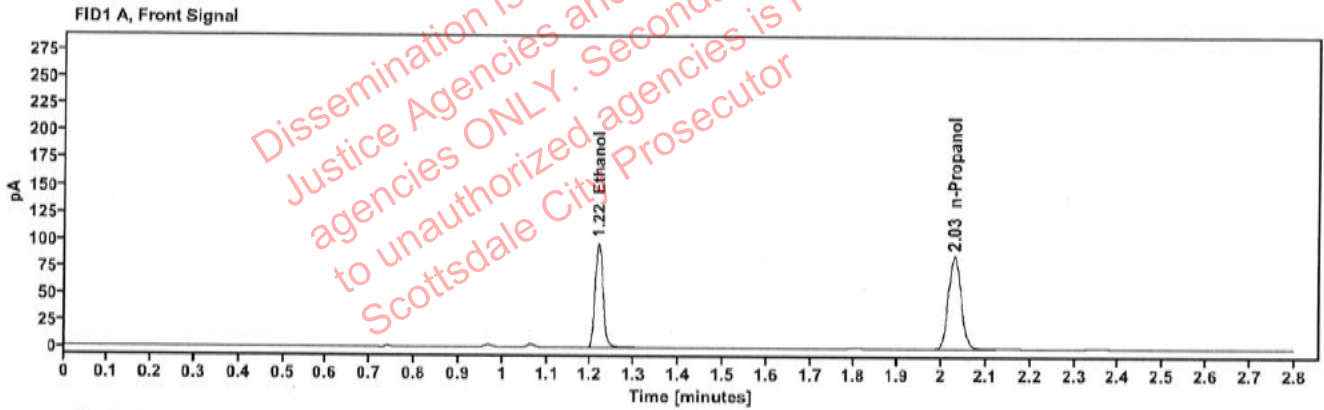


Table 1: FID 1 A (column DB-ALC1)

| Compound | Amount (g/100mL) | Time (min) | Peak Area |
|------------|------------------|------------|-----------|
| >Ethanol | 0.2015 | 1.217 | 123.373 |
| n-Propanol | ----- | 2.029 | 170.796 |

Table 2: FID 2 B (column DB-ALC2)

| Compound | Time (min) | Peak Area |
|------------|------------|-----------|
| Ethanol | 1.366 | 135.300 |
| n-Propanol | 2.453 | 185.158 |

Scottsdale Police Department Crime Lab Volatiles Analysis

| | | | |
|--------------|-------------------------------|-----------------|----------------------|
| Sample: | 402-1S.P. | Vial: | 45 |
| Description: | [REDACTED] | LIMS ID: | [REDACTED] |
| Method: | ethanol quant.M | Sequence: | 30Jul24 |
| Instrument: | US14173023 CN14160045 | Injection date: | 7/30/2024 6:12:43 PM |
| Data file: | C:\Chem32\1\Data\30Jul24\45.D | Analyst: | Canonico |

Dissemination is restricted to Criminal Justice Agencies and authorized NOA (CJ) agencies ONLY. Secondary dissemination to unauthorized agencies is PROHIBITED. Scottsdale City Prosecutor

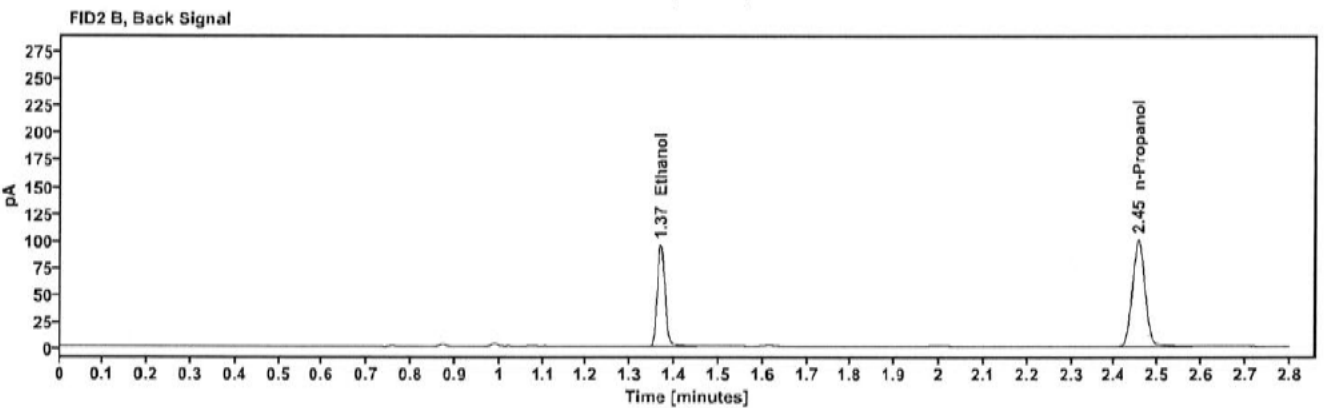
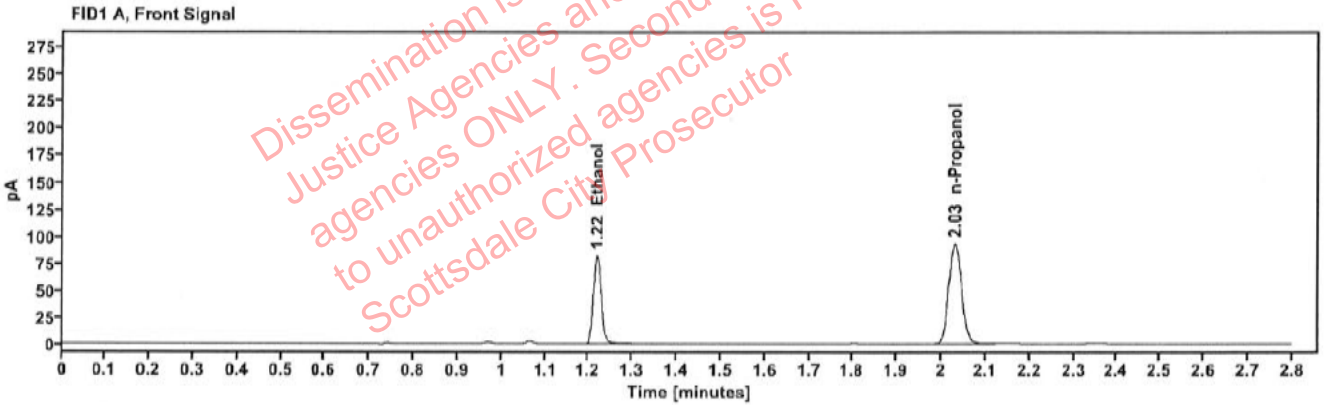


Table 1: FID 1 A (column DB-ALC1)

| Compound | Amount (g/100mL) | Time (min) | Peak Area |
|------------|------------------|------------|-----------|
| >Ethanol | 0.1585 | 1.219 | 105.674 |
| n-Propanol | ----- | 2.030 | 186.042 |

Table 2: FID 2 B (column DB-ALC2)

| Compound | Time (min) | Peak Area |
|------------|------------|-----------|
| Ethanol | 1.369 | 115.736 |
| n-Propanol | 2.455 | 201.680 |

Scottsdale Police Department Crime Lab Volatiles Analysis

| | | | |
|--------------|-------------------------------|-----------------|----------------------|
| Sample: | 402-1S.P. | Vial: | 46 |
| Description: | [REDACTED] | LIMS ID: | [REDACTED] |
| Method: | ethanol quant.M | Sequence: | 30Jul24 |
| Instrument: | US14173023 CN14160045 | Injection date: | 7/30/2024 6:16:43 PM |
| Data file: | C:\Chem32\1\Data\30Jul24\46.D | Analyst: | Canonico |

Dissemination is restricted to Criminal Justice Agencies and authorized agencies ONLY. Secondary dissemination to unauthorized agencies is PROHIBITED. Scottsdale City Prosecutor

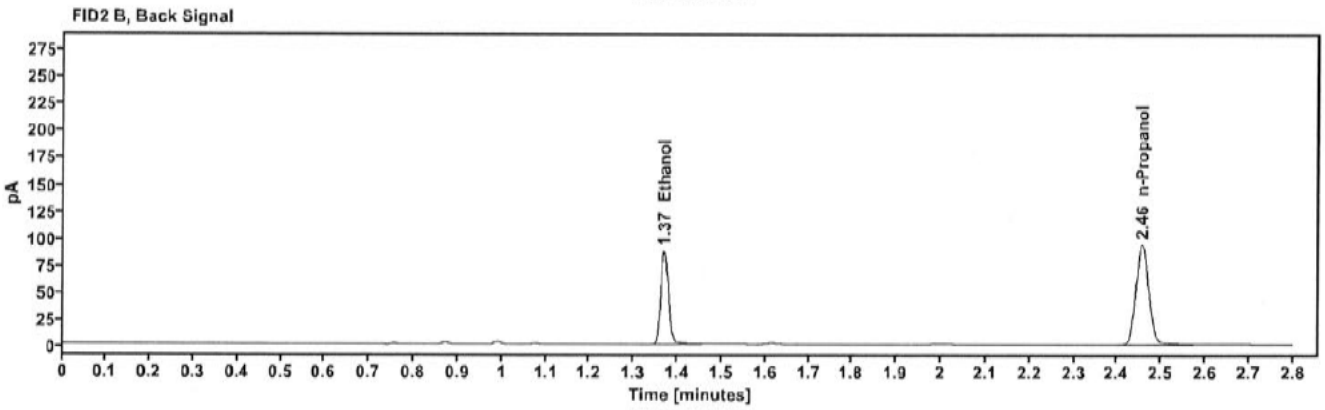
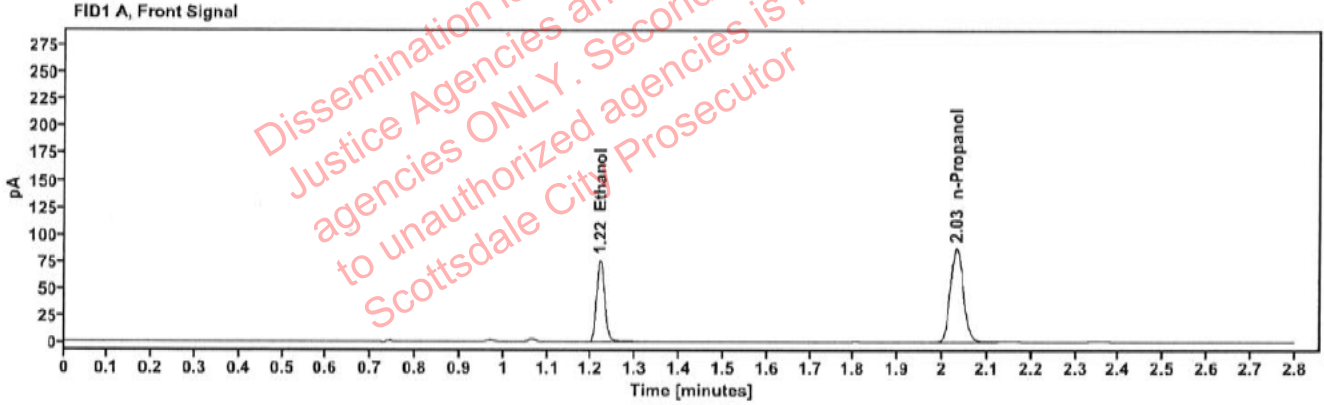


Table 1: FID 1 A (column DB-ALC1)

| Compound | Amount (g/100mL) | Time (min) | Peak Area |
|------------|------------------|------------|-----------|
| >Ethanol | 0.1557 | 1.220 | 97.348 |
| n-Propanol | ----- | 2.031 | 174.554 |

Table 2: FID 2 B (column DB-ALC2)

| Compound | Time (min) | Peak Area |
|------------|------------|-----------|
| Ethanol | 1.369 | 106.571 |
| n-Propanol | 2.456 | 188.906 |

Scottsdale Police Department Crime Lab Volatiles Analysis

| | | | |
|--------------|-------------------------------|-----------------|----------------------|
| Sample: | 436-01J.B. | Vial: | 47 |
| Description: | [REDACTED] | LIMS ID: | [REDACTED] |
| Method: | ethanol quant.M | Sequence: | 30Jul24 |
| Instrument: | US14173023 CN14160045 | Injection date: | 7/30/2024 6:20:44 PM |
| Data file: | C:\Chem32\1\Data\30Jul24\47.D | Analyst: | Canonico |

Dissemination is restricted to Criminal Justice Agencies and authorized Non-CJL agencies ONLY. Secondary dissemination to unauthorized agencies is PROHIBITED. Scottsdale City Prosecutor

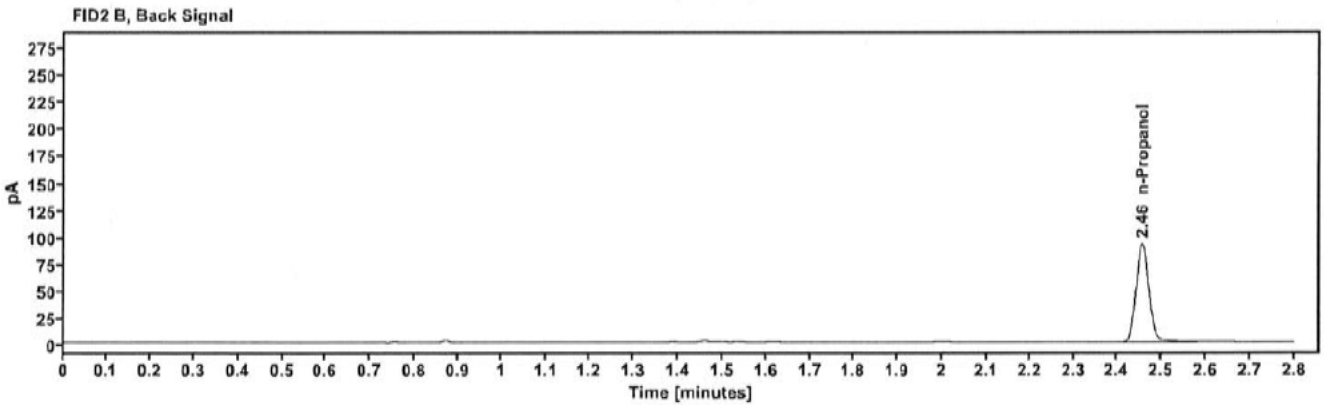
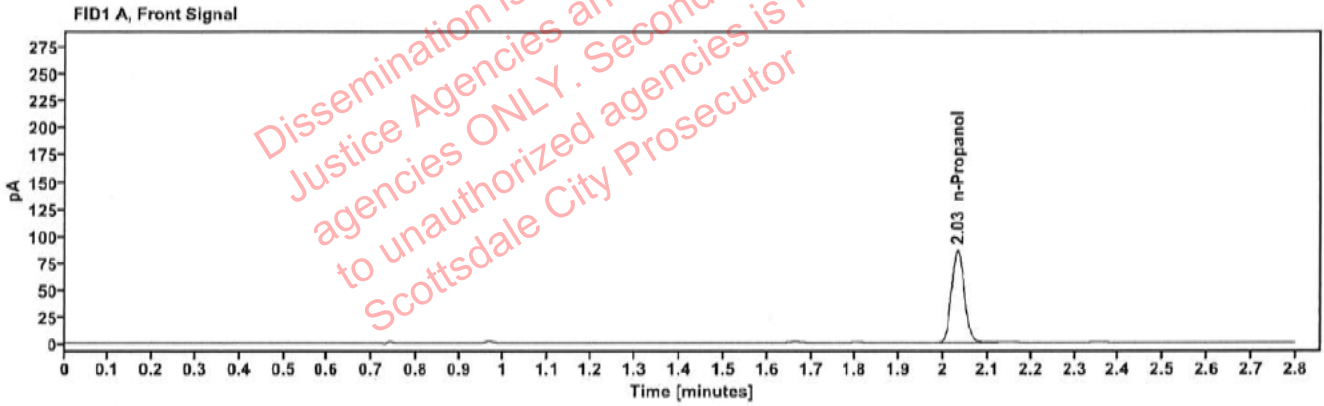


Table 1: FID 1 A (column DB-ALC1)

| Compound | Amount (g/100mL) | Time (min) | Peak Area |
|------------|------------------|------------|-----------|
| n-Propanol | ----- | 2.032 | 171.413 |

Table 2: FID 2 B (column DB-ALC2)

| Compound | Time (min) | Peak Area |
|------------|------------|-----------|
| n-Propanol | 2.456 | 185.941 |

Scottsdale Police Department Crime Lab Volatiles Analysis

| | | | |
|--------------|-------------------------------|-----------------|----------------------|
| Sample: | 436-01J.B. | Vial: | 48 |
| Description: | ██████████ | LIMS ID: | ██████████ |
| Method: | ethanol quant.M | Sequence: | 30Jul24 |
| Instrument: | US14173023 CN14160045 | Injection date: | 7/30/2024 6:24:43 PM |
| Data file: | C:\Chem32\1\Data\30Jul24\48.D | Analyst: | Canonico |

Dissemination is restricted to Criminal Justice Agencies and authorized agencies ONLY. Secondary dissemination to unauthorized agencies is PROHIBITED. Scottsdale City Prosecutor

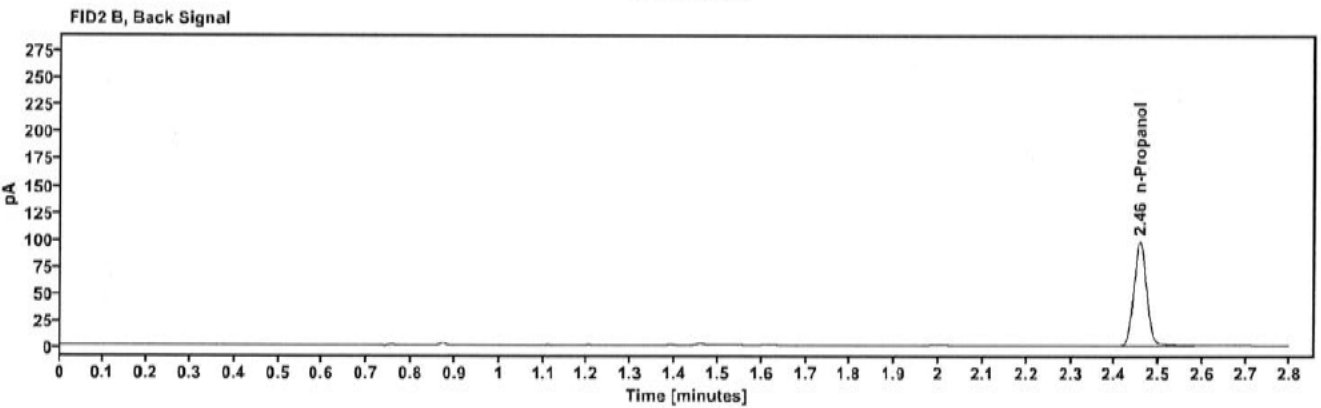
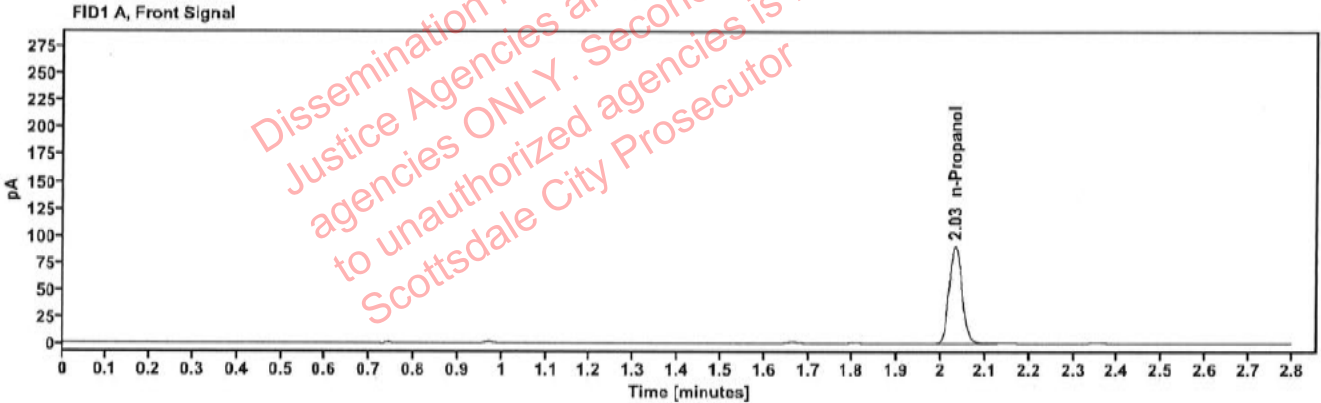


Table 1: FID 1 A (column DB-ALC1)

| Compound | Amount (g/100mL) | Time (min) | Peak Area |
|------------|------------------|------------|-----------|
| n-Propanol | ----- | 2.032 | 181.424 |

Table 2: FID 2 B (column DB-ALC2)

| Compound | Time (min) | Peak Area |
|------------|------------|-----------|
| n-Propanol | 2.457 | 196.733 |

Scottsdale Police Department Crime Lab Volatiles Analysis

| | | | |
|--------------|-------------------------------|-----------------|----------------------|
| Sample: | 409-01D.B. | Vial: | 49 |
| Description: | [REDACTED] | LIMS ID: | [REDACTED] |
| Method: | ethanol quant.M | Sequence: | 30Jul24 |
| Instrument: | US14173023 CN14160045 | Injection date: | 7/30/2024 6:28:59 PM |
| Data file: | C:\Chem32\1\Data\30Jul24\49.D | Analyst: | Canonico |

Dissemination is restricted to Criminal Justice Agencies and authorized agencies ONLY. Secondary dissemination to unauthorized agencies is PROHIBITED. Scottsdale City Prosecutor

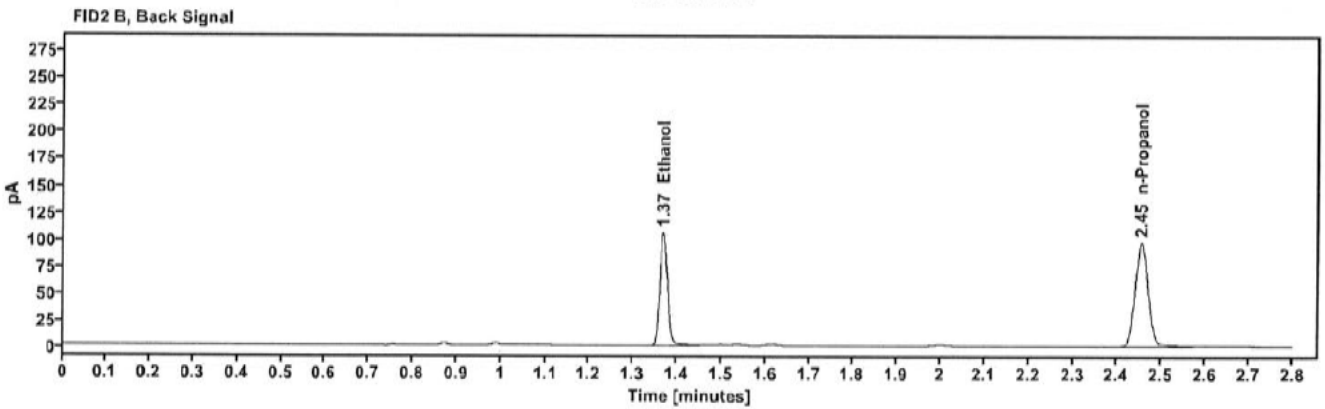
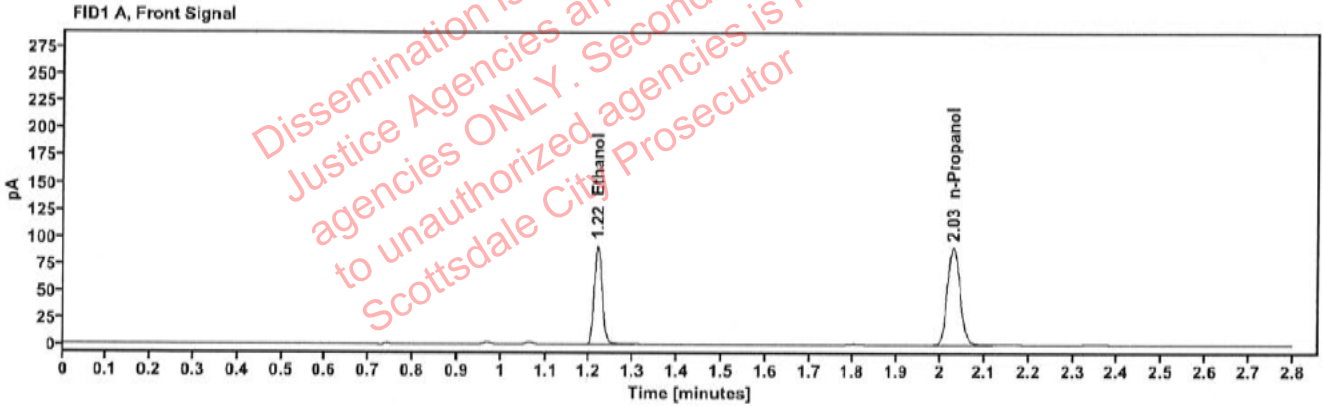


Table 1: FID 1 A (column DB-ALC1)

| Compound | Amount (g/100mL) | Time (min) | Peak Area |
|------------|------------------|------------|-----------|
| >Ethanol | 0.1806 | 1.218 | 117.750 |
| n-Propanol | ----- | 2.030 | 181.895 |

Table 2: FID 2 B (column DB-ALC2)

| Compound | Time (min) | Peak Area |
|------------|------------|-----------|
| Ethanol | 1.368 | 129.068 |
| n-Propanol | 2.454 | 195.522 |

Scottsdale Police Department Crime Lab Volatiles Analysis

| | | | |
|--------------|-------------------------------|-----------------|----------------------|
| Sample: | 409-01D.B. | Vial: | 50 |
| Description: | [REDACTED] | LIMS ID: | [REDACTED] |
| Method: | ethanol quant.M | Sequence: | 30Jul24 |
| Instrument: | US14173023 CN14160045 | Injection date: | 7/30/2024 6:32:58 PM |
| Data file: | C:\Chem32\1\Data\30Jul24\50.D | Analyst: | Canonico |

Dissemination is restricted to Criminal Justice Agencies and authorized NOA (CJ) agencies ONLY. Secondary dissemination to unauthorized agencies is PROHIBITED.
 Scottsdale City Prosecutor

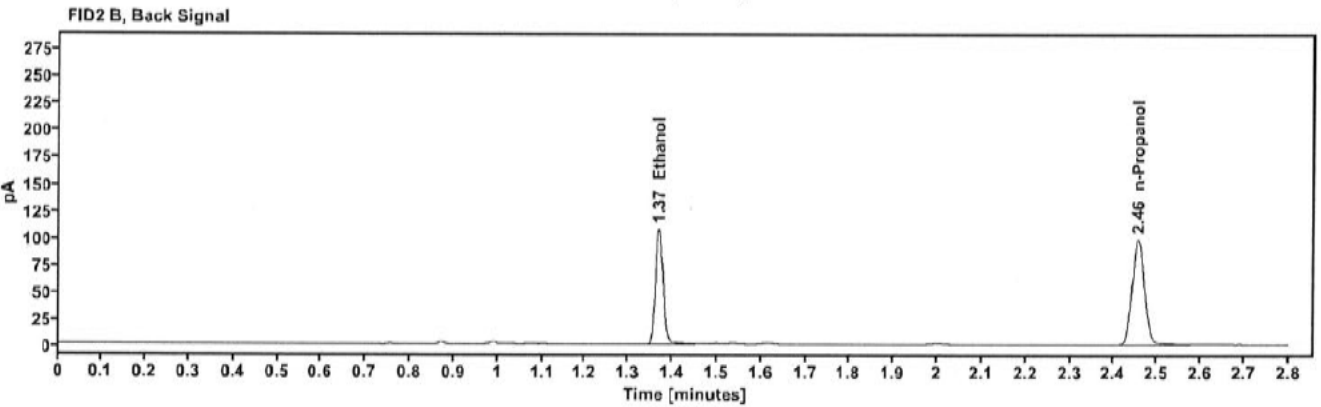
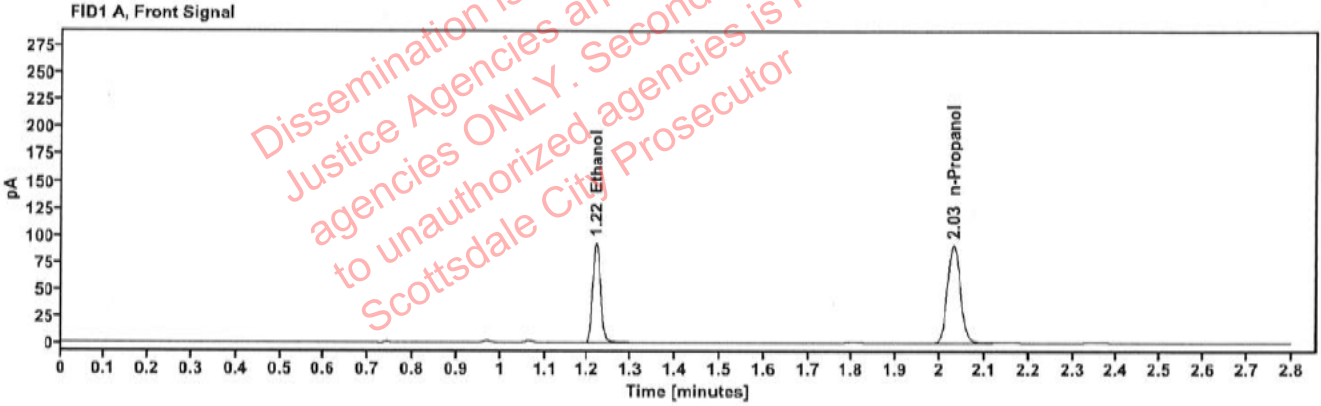


Table 1: FID 1 A (column DB-ALC1)

| Compound | Amount (g/100mL) | Time (min) | Peak Area |
|------------|------------------|------------|-----------|
| >Ethanol | 0.1818 | 1.219 | 119.655 |
| n-Propanol | ----- | 2.031 | 183.694 |

Table 2: FID 2 B (column DB-ALC2)

| Compound | Time (min) | Peak Area |
|------------|------------|-----------|
| Ethanol | 1.369 | 131.282 |
| n-Propanol | 2.455 | 197.990 |

Scottsdale Police Department Crime Lab Volatiles Analysis

| | | | |
|--------------|-------------------------------|-----------------|----------------------|
| Sample: | 404-01R.M. | Vial: | 51 |
| Description: | [REDACTED] | LIMS ID: | [REDACTED] |
| Method: | ethanol quant.M | Sequence: | 30Jul24 |
| Instrument: | US14173023 CN14160045 | Injection date: | 7/30/2024 6:36:59 PM |
| Data file: | C:\Chem32\1\Data\30Jul24\51.D | Analyst: | Canonico |

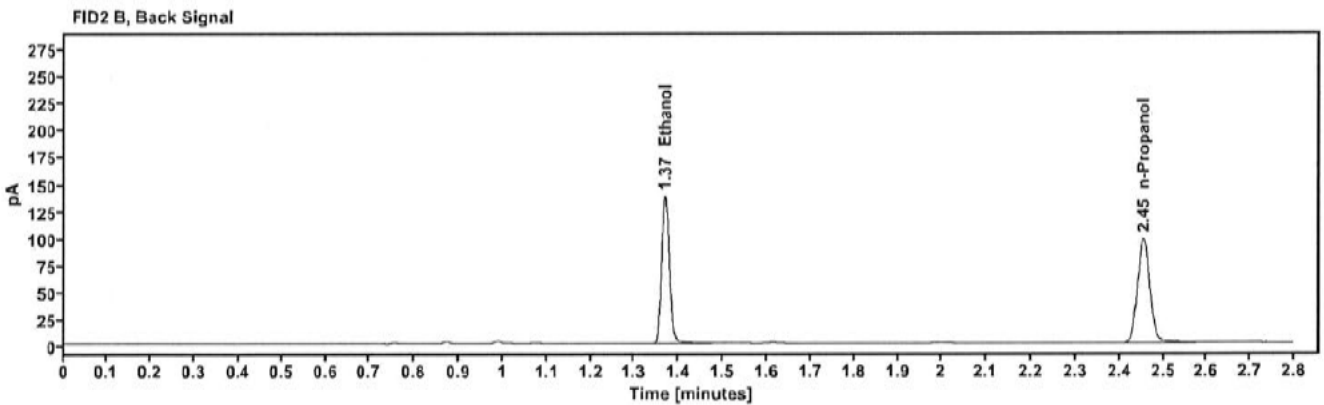
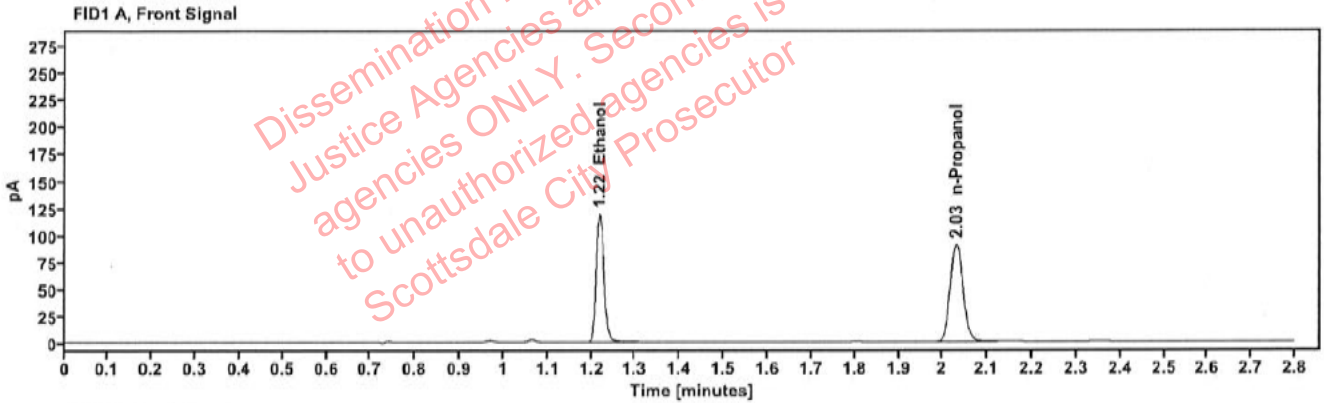


Table 1: FID 1 A (column DB-ALC1)

| Compound | Amount (g/100mL) | Time (min) | Peak Area |
|------------|------------------|------------|-----------|
| >Ethanol | 0.2357 | 1.219 | 152.773 |
| n-Propanol | ----- | 2.030 | 180.808 |

Table 2: FID 2 B (column DB-ALC2)

| Compound | Time (min) | Peak Area |
|------------|------------|-----------|
| Ethanol | 1.369 | 168.975 |
| n-Propanol | 2.455 | 195.764 |

Scottsdale Police Department Crime Lab Volatiles Analysis

| | | | |
|--------------|-------------------------------|-----------------|----------------------|
| Sample: | 404-01R.M. | Vial: | 52 |
| Description: | [REDACTED] | LIMS ID: | [REDACTED] |
| Method: | ethanol quant.M | Sequence: | 30Jul24 |
| Instrument: | US14173023 CN14160045 | Injection date: | 7/30/2024 6:40:59 PM |
| Data file: | C:\Chem32\1\Data\30Jul24\52.D | Analyst: | Canonico |

Dissemination is restricted to Criminal Justice Agencies and authorized agencies ONLY. Secondary dissemination to unauthorized agencies is PROHIBITED.
 Scottsdale City Prosecutor

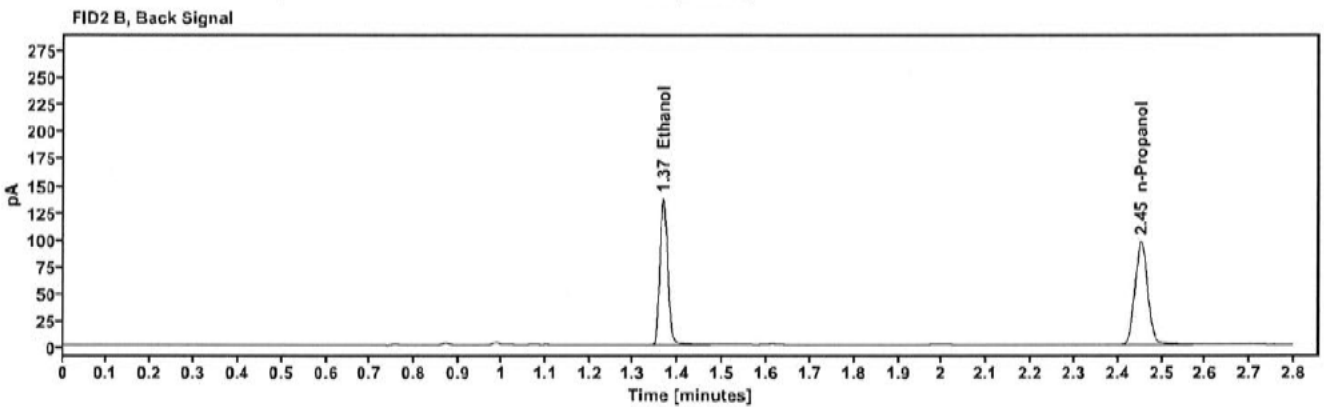
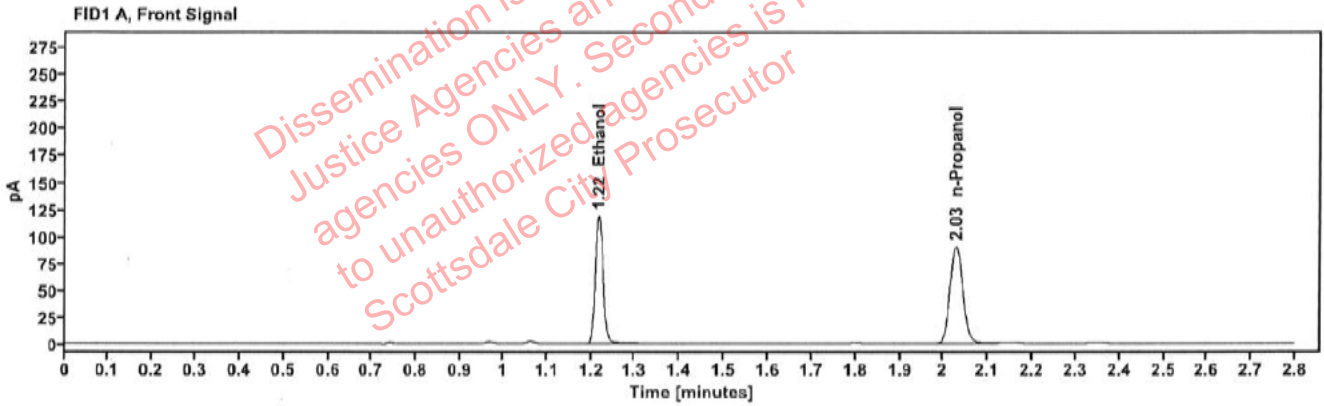


Table 1: FID 1 A (column DB-ALC1)

| Compound | Amount (g/100mL) | Time (min) | Peak Area |
|------------|------------------|------------|-----------|
| >Ethanol | 0.2354 | 1.217 | 152.259 |
| n-Propanol | ----- | 2.028 | 180.380 |

Table 2: FID 2 B (column DB-ALC2)

| Compound | Time (min) | Peak Area |
|------------|------------|-----------|
| Ethanol | 1.367 | 168.261 |
| n-Propanol | 2.453 | 195.212 |