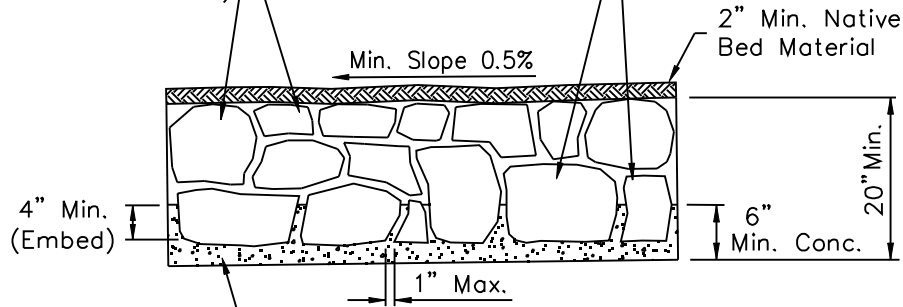


Top Stone:
Loose Naturally Placed
Native Stone. D₅₀ = 8"
(Size: 3" Min. - 12" Max.)

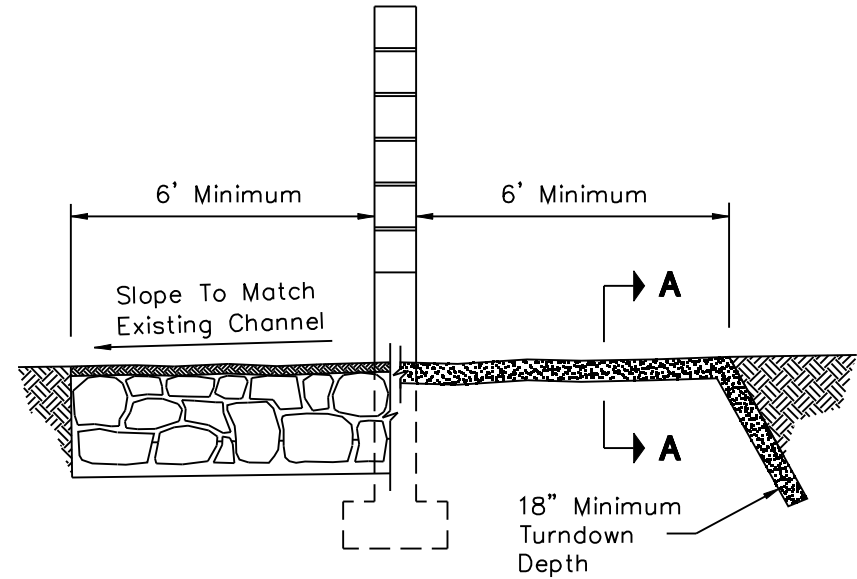
Note: Stone shall
be fractured with
angular faces; no
river run

Bed Stone:
Hand Placed Native Stone
D₅₀ = 15" (Size: 12" Min. -
18" Max.)

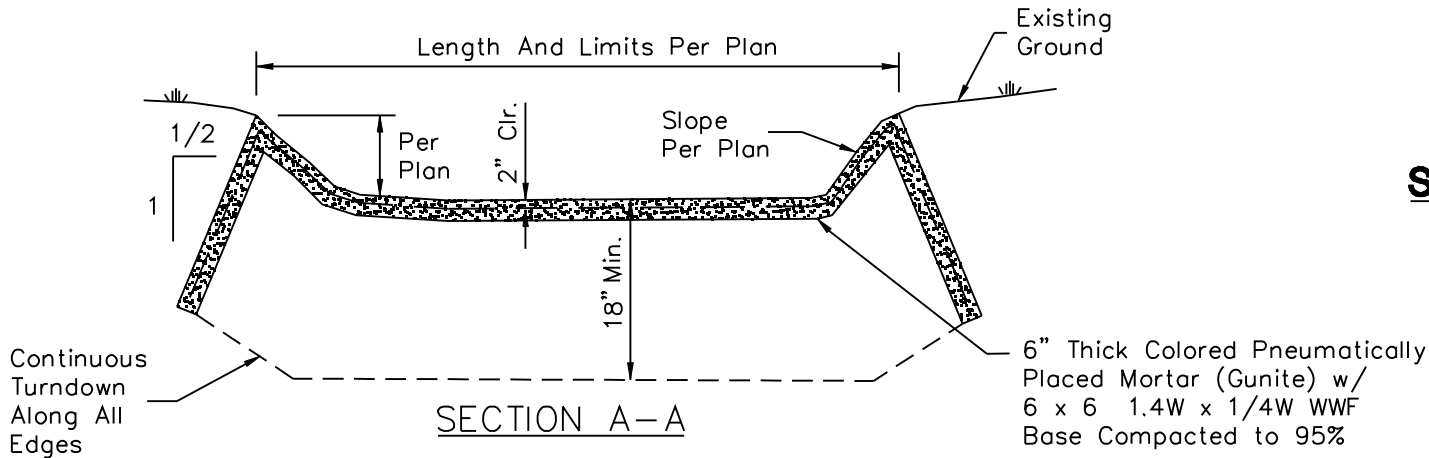


Integrally Colored Concrete Or
Grout, Color To Be Determined By
Plans or City Of Scottsdale Inspector
(Color to match native stone)

TYPE 2A - BURIED GROUDED RIP-RAP DETAIL



SECTION AT WALL



SECTION A-A

TYPE 2B - PNEUMATICALLY PLACED MOTAR DETAIL

DETAIL NO.
2515-3

**City of Scottsdale
Standard Details**

APPROVED BY:
**Scottsdale Standards &
Specifications Committee**

EROSION PROTECTION - TYPE 2

SHEET 3 OF 3
DETAIL NO.
2515-3

REVISED 5/17/06