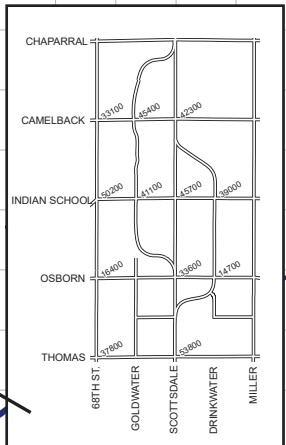
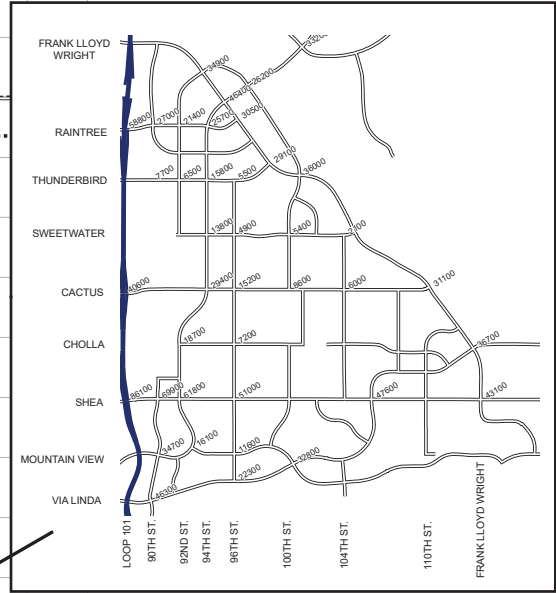
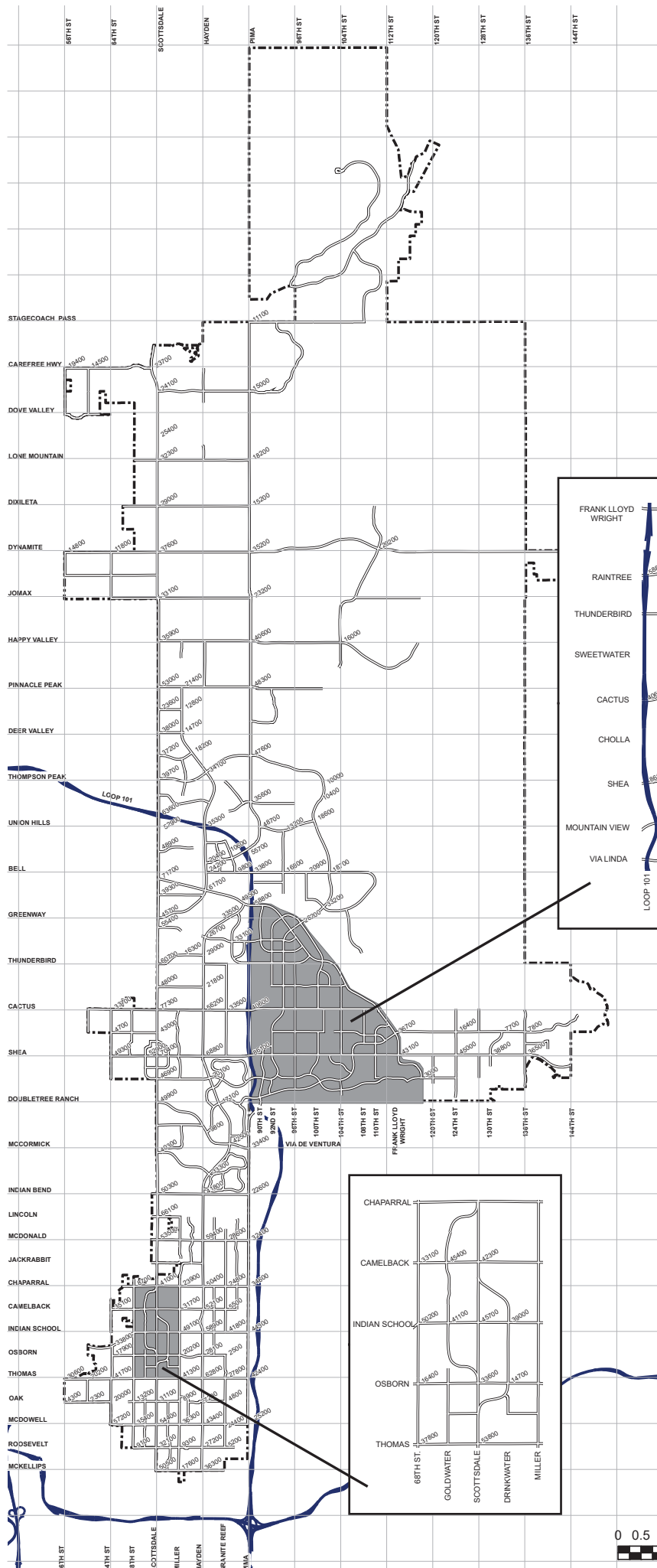




## 2022 Average Daily Traffic Volumes INTERSECTION



CITYWIDE MONTHLY ADJUSTMENT FACTORS		NORTH SCOTTSDALE MONTHLY ADJUSTMENT FACTORS	
MONTH	FACTOR	MONTH	FACTOR
JANUARY	1.003	JANUARY	1.049
FEBRUARY	1.045	FEBRUARY	1.086
MARCH	1.040	MARCH	1.109
APRIL	1.044	APRIL	1.131
MAY	1.022	MAY	1.053
JUNE	0.972	JUNE	0.868
JULY	0.930	JULY	0.852
AUGUST	0.975	AUGUST	0.822
SEPTEMBER	0.995	SEPTEMBER	0.953
OCTOBER	0.994	OCTOBER	1.083
NOVEMBER	1.008	NOVEMBER	1.034
DECEMBER	0.974	DECEMBER	1.160

